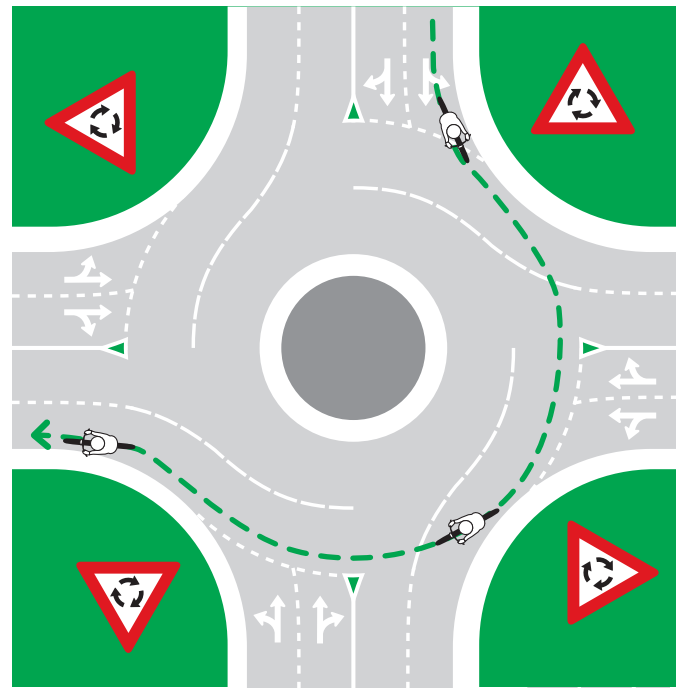


### TRUCKS AND BUSES

Keep an eye on trucks and buses within a roundabout. Because of their size, trucks and buses need more room to turn. They often take up more than one lane, and their wheels might cross the central kerb when turning. Keep clear of them on roundabouts whenever possible.



### BICYCLES

Always keep an eye out for cyclists and consider their needs at roundabouts – they may not be as easily seen as cars. Remember that unlike cars, they are permitted to turn right from the left lane. For safety reasons, cyclists may need to change lanes when approaching, travelling in and leaving roundabouts.

## Roundabout traffic signs

These are the traffic signs associated with roundabouts.

There is a roundabout ahead.



Slow down and give way to vehicles on the roundabout.



→ For further enquiries:

 [www.rta.nsw.gov.au](http://www.rta.nsw.gov.au)

 13 22 13

Roads and Traffic Authority

# Roundabouts

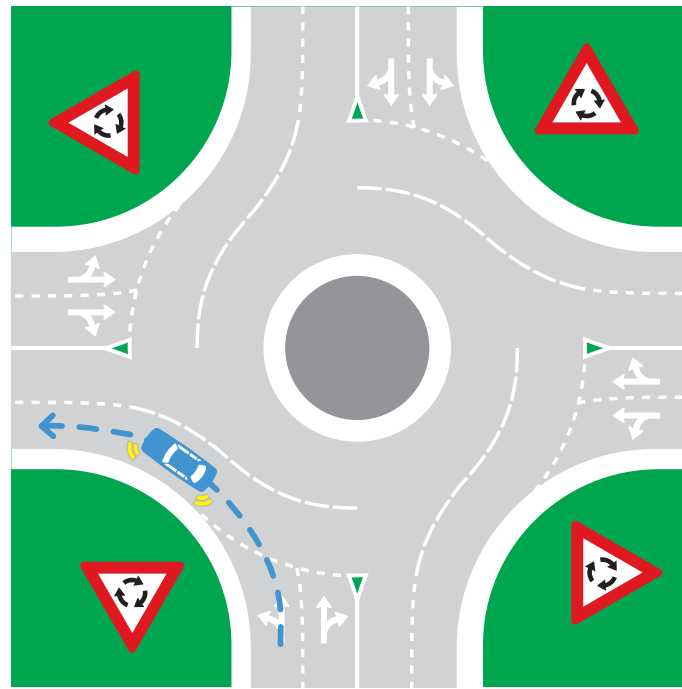
A step-by-step guide



## Roundabout rules

Many intersections have a central roundabout. Roundabouts help manage the traffic flow in roads with either a single lane or multiple lanes.

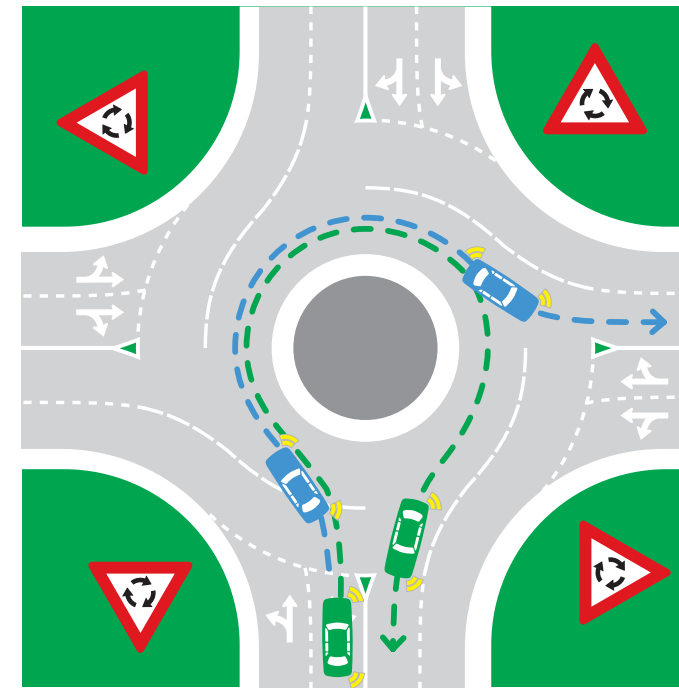
All multi-lane roundabouts in NSW have painted lane markings and arrows to guide you around.



### GOING LEFT

When turning left:

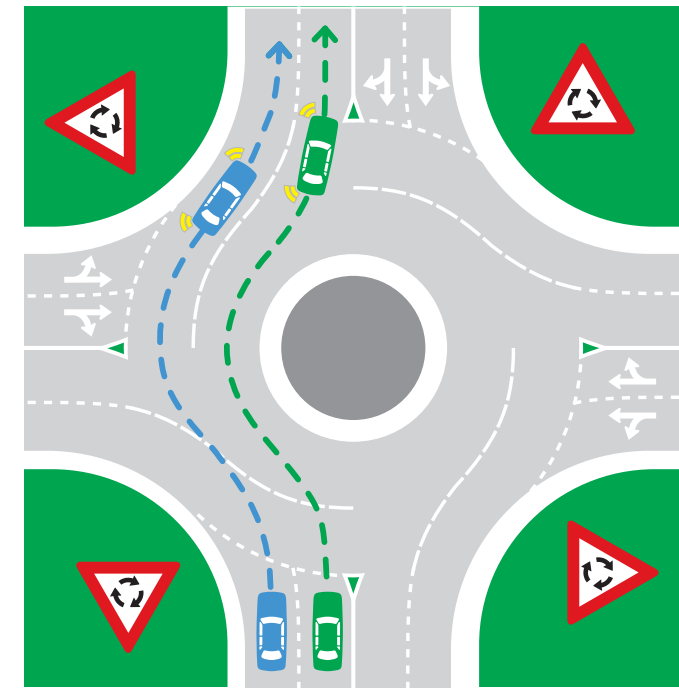
- Approach from the left lane.
- Indicate to turn left.
- Give way and enter when there is a safe gap.
- Stay in the left lane.
- Indicate left to exit.



### GOING RIGHT OR MAKING A U-TURN

When turning right or making a U-turn:

- Approach from the right lane.
- Indicate to turn right.
- Give way and enter when there is a safe gap.
- Stay in the right lane.
- Indicate left to exit.



### GOING STRAIGHT AHEAD

When going straight ahead:

- Use either lane unless pavement arrows indicate you cannot.
- Give way and enter when there is a safe gap.
- Indicate left to exit.

### SIGNALLING

You must indicate on entry and exit when turning left or right at a roundabout. You must also indicate, if practicable, on exit when going straight ahead. That way, people around you know exactly where you're headed.

### GIVING WAY

You must give way to all vehicles, including bicycles, already on the roundabout. So slow down or stop if necessary. Only enter when there is a safe gap.