

# Quarterly Review Report



**Four Year Delivery Plan 2013 – 2017**  
including One Year Operational Plan 2013/2014

**Quarter One**  
**July – September 2013**

# Contents

<b>General Manager's Overview</b>	04
<b>Outcome Summaries</b>	12
<b>A City of Liveable Neighbourhoods</b>	13
<b>A City of Liveable Wellbeing</b>	16
<b>A City of Prosperity</b>	20
<b>A City of Environmental Sensitivity</b>	24
<b>A City of Connections</b>	28
<b>A City of Harmony and Culture</b>	32
<b>A City of Progressive Leadership</b>	35
<b>Projects by Program</b>	40
Open Space, Sport and Recreation Program	40
Roads Program	43
Property Portfolio Program	45
Catchment Program	47
Centres and Neighbourhood Program	49
Library Program	52
Governance and Civic Program	54

Customer and Community Relations Program	56
Community and Cultural Program	58
Risk Management Program	61
Paths and Cycleways Program	63
Environmental Program	65
Strategic City Program	67
Land Use Planning Program	68
Traffic and Transport Program	70
Economic Development Program	72
Organisational Development Program	74
Foreshore Program	76
Regulatory Program	77
Waste and Recycling Program	79
Internal Corporate Services Program	81

## Appendices

Appendix A	84
Appendix B	88
Appendix C	104

# General Manager's Overview

## Quarterly Overview

Welcome to the first City of Ryde Quarterly Review for 2013/14.

This Quarterly Review reports on the progress towards the achievement of the City of Ryde's Delivery Plan 2013-2017 including One Year Operational Plan 2013/14 as at 30 September 2013. The progress of the Operational Plan 2013/14 is monitored and reported to Council quarterly, this highlights Council's progress in delivering in achieving targets as set in its performance indicators and projects as detailed in the plans.

It is pleasing to note that Council is tracking well with our schedule of projects to be delivered for the 2013/14 year. Sixteen projects are reported to be complete by the end of quarter one. To date we currently only have five projects that are reported as being off track. These projects have been identified for corrective action to ensure they will be back on track for future quarters. The balance of Council's projects continue to be on track or have not been scheduled to commence until future quarters.

As a result of the September Quarterly Review, council's Operating Income is projected to increase higher than Operating Expenses leaving a net increase in Operating Surplus of \$2.23 million to \$15.02 million. Whilst this generates additional cash, due to restrictions of those funds Council's Available Working Capital is projected to decline by \$0.37 million to approximately \$3.56 million. This result again highlights the continuing pressures on Council's budget and the need to work on a long term sustainable solution for our finances.

In response to these pressures, the Council and its Executive Team will continue to work together to determine the appropriate funding mix in addressing Council's long term financial position, whilst confirming the service and asset maintenance levels and standards to be delivered to our community.

The following summary is provided on the key components of Council's Delivery Program 2013-2017 including One Year Operational Plan 2013/14 and is supported by detailed information in the appendices.

## Financial Position

Following the first quarter budget review, Council's financial position, year to date (YTD), is better than expected compared to the budget (excluding reserve movements).

The Capital Works Program expenditure, YTD, sits at \$4.77 million (13.94%) excluding contributed assets.

Operating expenses, YTD sit at \$16,375 million (25.01%) of the budgeted amounts, which is a good result for the first quarter.

Operating Income (Base Budget and Non-Capital & Capital Income) is projected to increase by \$3.59 million (3.76%) and Operating Expenses are projected to increase by \$1.36 million (1.64%), a net increase in Operating Surplus of \$2.23 million to \$15.02 million. This is a good result given the tight revenue base from which we are operating.

Whilst this is a good result, due to restrictions against cash for various reasons, Council's Available Working Capital is projected to decrease to approximately \$3.56 million.

Council had budgeted to undertake \$32.91 million of capital works. This is projected to increase by another \$1.31 million, the bulk of which will be funded by either new grants or transfers from reserves. This will give a total capital works budget of \$34.22 million.

## Base Budget

Base Budget Income is projected to increase by \$0.39 million to \$92.23 million, while Base Budget Expenses are projected to increase by \$1.03 million to \$79.55 million, giving a net projected decrease in the Base Budget Surplus of \$1.42 million (10.08%).

## Non-Capital Budget

Non-Capital Income is projected to maintain at \$0.47 million, while Non-Capital Expenses are projected to increase by \$0.33 million to \$4.45 million, giving a net projected increase in net Non-Capital Expenditure of \$0.33 million (8.96%).

## Capital Budget

Capital Income is projected to increase by \$3.98 million to \$6.33 million, while Capital Expenses are projected to increase by \$1.31 million to \$34.22 million, giving a net projected reduction in net Capital Expenditure of \$2.67 million (8.74%).

## Reserve Movements

The net movement of Reserves was budgeted to be a net transfer from reserves of \$16.57 million for works carried over plus funding other works. This is projected to have a net decrease of \$1.29 million from reserves to a total of \$15.28 million from reserves.

(\$'000)	Original Budget 2013/14	Carryover Budget 2013/14	Previously Approved Changes	Revised Budget 2013/14	Proposed Changes 2013/2014	Projected Budget 2013/14	Actual YTD 2013/14	Budget YTD 2013/14	% Variance
<b>Base</b>									
Income	(92,615)			(92,615)	388	(92,227)	(71,389)	(69,025)	3.43%
Expenditure <sup>1</sup>	78,464	58		78,522	1,032	79,554	15,680	19,735	-20.55%
<b>Net</b>	<b>(14,151)</b>	<b>58</b>		<b>(14,093)</b>	<b>1,420</b>	<b>(12,673)</b>	<b>(55,709)</b>	<b>(49,290)</b>	<b>13.02%</b>
<b>Non-Capital</b>									
Income	(368)	(100)		(468)		(468)	(50)	(161)	-68.69%
Expenditure	2,568	1,556		4,124	328	4,452	693	2,100	-67.00%
<b>Net</b>	<b>2,200</b>	<b>1,456</b>		<b>3,656</b>	<b>328</b>	<b>3,983</b>	<b>643</b>	<b>1,939</b>	<b>-66.86%</b>
<b>Capital</b>									
Income	(214)	(2,140)		(2,354)	(3,978)	(6,332)	(4,098)	(2,179)	88.12%
Expenditure	19,687	13,224		32,912	1,307	34,219	4,771	18,145	-73.70%
<b>Net</b>	<b>19,473</b>	<b>11,084</b>		<b>30,557</b>	<b>(2,671)</b>	<b>27,886</b>	<b>673</b>	<b>15,967</b>	<b>-95.78%</b>
Reserve Movement	<b>(5,175)</b>	<b>(11,398)</b>		<b>(16,573)</b>	<b>1,291</b>	<b>(15,282)</b>		<b>(11,600)</b>	<b>-100.00%</b>
<b>Other Items</b>									
Book Value of Assets	(1,150)			(1,150)		(1,150)	(1,189)	(287)	313.54%
Advances									
Loan Proceeds	(1,500)	(1,200)		(2,700)		(2,700)		(1,200)	-100.00%
Loan Repayments	641			641		641	125	160	-21.76%
<b>Total Other Items</b>	<b>(2,009)</b>	<b>(1,200)</b>		<b>(3,209)</b>		<b>(3,209)</b>	<b>(1,064)</b>	<b>(1,327)</b>	<b>-19.87%</b>
<b>Net Change In Working Capital</b>	<b>338</b>	<b>(0)</b>		<b>338</b>	<b>368</b>	<b>706</b>	<b>(55,457)</b>	<b>(44,312)</b>	<b>25.15%</b>

<sup>1</sup> Excluding depreciation

## Progress against Indicators

Our performance indicators help to provide a snap shot of the organisation's health. Corporate indicators focus on major areas across the whole organisation and program indicators track how we are delivering on specific elements within each of the 21 programs outlined in our Delivery Program 2013-2017 including One Year Operational Plan 2013/14.

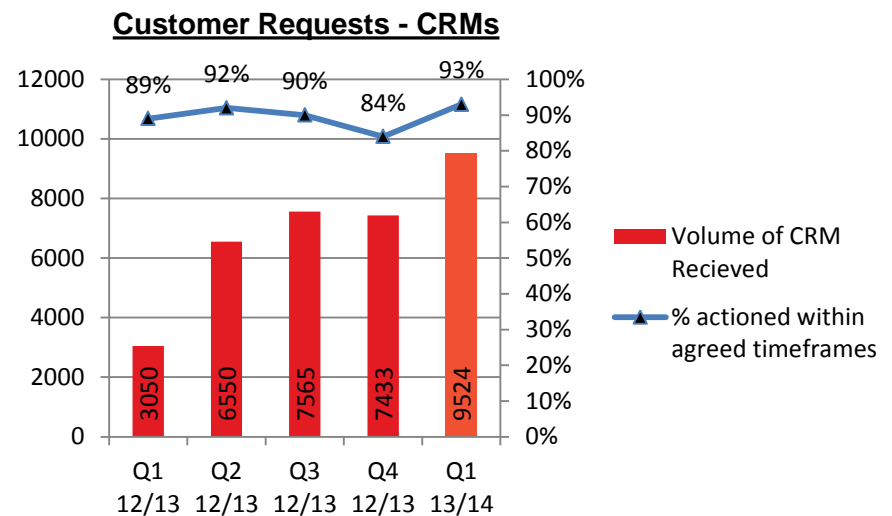
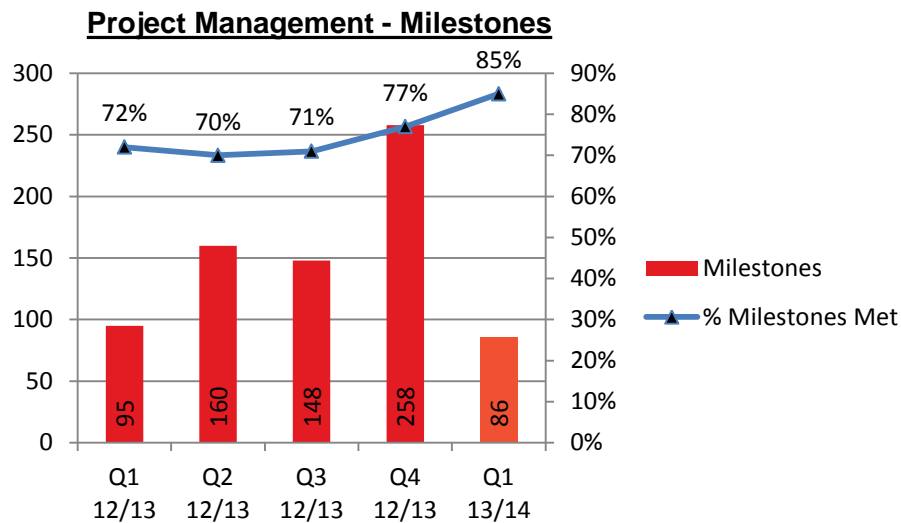
### Corporate Indicators

As identified in the table below, the majority of corporate indicators are on track.

Measure	Performance Indicator	2013/2014 Target	Quarterly Result	Status	Comments
Responsiveness to customer requests	% customer requests actioned within agreed timeframes (currently 10 working days )	>= 90%	93%	🟢	
Responsiveness to customer requests	% of inward correspondence actioned within agreed timeframes (currently 10 working days )	>= 90%	84%	✖	Continues to trend between 80-85%.
Effective complaints handling	% of Tier One and Two Complaints resolved within agreed standards	= 100%	88%	✖	3 complaints not resolved within timeframes.
Base Budget management	% variance of YTD approved base budget Income as at last quarter (That you are not more than 2% under your approved Base Budget Income)	>= -2%	3.43%	🟢	
Base Budget management	% variance of YTD approved Base Budget Expenditure as at last quarter (That you are not more than 2% over your approved Base Budget Expenditure)	<= 2%	-20.55%	🟢	Reflects the operations of council are very tightly managed.
Projects are well managed	% project milestones completed on time	>= 90%	85%	🟢	Within 5% tolerance.
Occupational Health and Safety	Number of LTI days per quarter (reduction from previous quarter)	141.7 (Q4 12/13)	122.1	🟢	Reduction of 20 days on previous quarter.

Measure	Performance Indicator	2013/2014 Target	Quarterly Result	Status	Comments
Management of Annual Leave balances in excess of 40 days	Number of staff with annual leave balances of >40 days	Baseline Year	36	🔄	Been closely monitored and staff have plans to reduce leave.
Risk Management	% of internal audit recommendations implemented within agreed timeframes	= 100%	100%	🔄	

Of particular note the following areas demonstrate improvements in Council's performance against previous trends or targets:-

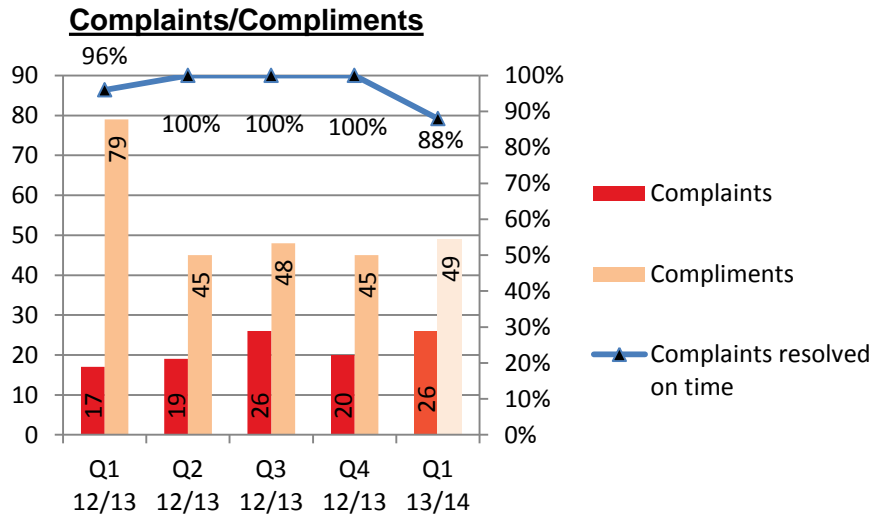
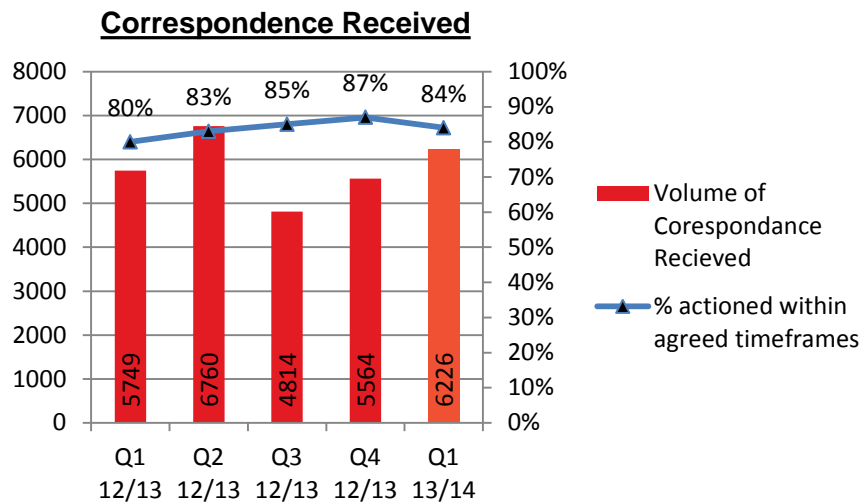


- A significant improvement in our project management. In the first quarter we completed 85% of project milestones on time which is within a 5% tolerance against our target of 90%. This is a great result and shows that we are improving our skills in project management across Council.



- We have improved on last quarter's CRM responses, moving from 84% to 93% of requests actioned within agreed timeframes. This improvement highlights our commitment to excellent customer service as our response times have increased despite the increasing volume seen over the past year and last quarter in particular.

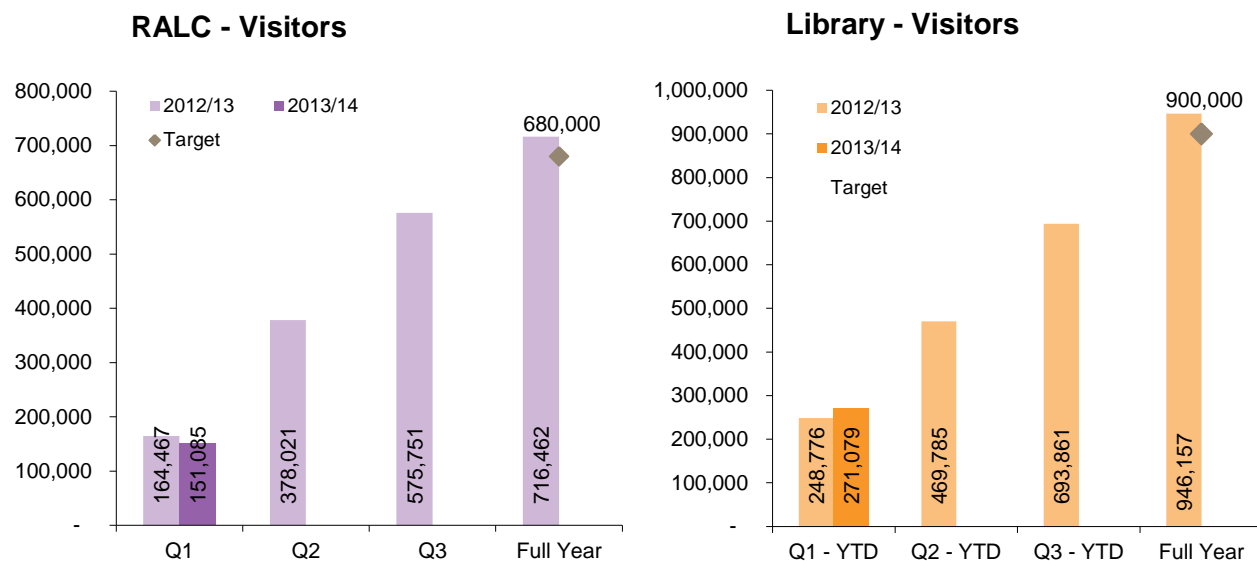
The corporate indicators which have not met target this quarter and where we will look for an improvement on next quarter are:-



- Our responsiveness to inward correspondence has decreased from the past two quarter, with a further 3% decrease to 84% which is below the reasonable limit from our target of 90%. This could be due to the increase in volume this quarter, but will remain an area of focus across the organisation.
- In Q1 there was a slight fall in our handling of complaints, with 88% of tier 1 and 2 complaints responded to within the agreed number of working days. Complaints have been identified and corrective action will be taken to ensure that in Q2 we return to 100%. Pleasingly however, the number of compliments received by council continues to be double that the number of complaints.

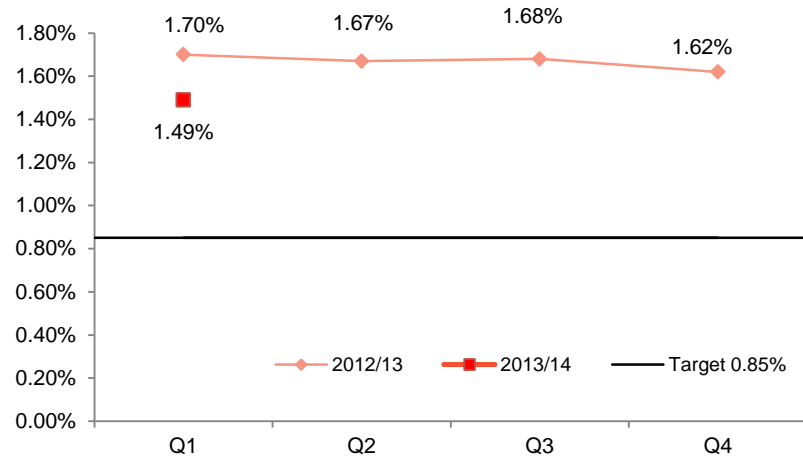
## Program Indicators

Whilst you will read throughout the report detail on how each of our programs are tracking I would like to draw particular attention to the following areas of Council where performance has improved against previous trends or targets:-



- The RALC recorded 151,085 visitors this quarter which is an increase on the previous quarter (142,711) but a slight decline on the number of visitors in Q1 2012/13. Numbers are still trending well towards the annual target of 680,000.
- The Library visits also continue to see improvements from last year with 271,079 visits in this quarter which is a 9% increase from the same quarter in the previous year and this measure is trending well to meet the annual target of 900,000.

### Interest on Investments - % above benchmark



- Council's investments still continue to exceed the investment benchmark, despite Australia experiencing a declining interest rate environment.

We welcome any feedback on our report and would appreciate comments or suggested improvements

Regards

Roy Newsome  
A/General Manager



# Outcome Summaries

City of **Liveable Neighbourhoods**|  
City of **Wellbeing**| City of **Prosperity**|  
City of **Environmental Sensitivity**|  
City of **Connections**| City of **Harmony  
and Culture**| City of **Progressive  
Leadership**|

# A City of Liveable Neighbourhoods

A range of well-planned clean and safe neighbourhoods, and public spaces, designed with a strong sense of identity and place.

Goal One	Goal Two	Goal Three
All residents enjoy living in clean, safe, friendly and vibrant neighbourhoods.	Our community has a strong sense of identity in their neighbourhoods and are actively engaged in shaping them.	Our neighbourhoods thrive and grow through sustainable design, planning and regulation that support community needs.

## Financial Position

- The receipt of two Planning Proposals in Quarter one has brought in an additional \$90,000 (approx.) in Base Income. This income will be used to fund the assessment of the proposals.
- The variation to Non-capital expenditure is to fund the preparation of a Section94A Plan in accordance with Council's Resolution of 24 September 2013.
- \$50,000 has been allocated to the Neighbourhood Centres Renewal Project to complete the designs of Quarry Rd and Sagar Place.






	Revised Budget 2013/14 (\$'000)	Proposed Changes 2013/14	Projected Budget 2013/14	Actual YTD 2013/14	Budget YTD 2013/14	% Variance
<b>Base</b>						
Income	(2,608)	(89)	(2,696)	(890)	(638)	39.41%
Expenditure	7,977	105	8,082	2,196	2,187	0.40%
<b>Net</b>	<b>5,369</b>	<b>16</b>	<b>5,385</b>	<b>1,307</b>	<b>1,549</b>	<b>-15.67%</b>
<b>Non-Capital</b>						
Income						
Expenditure	304	100	404	28	114	-75.65%
<b>Net</b>	<b>304</b>	<b>100</b>	<b>404</b>	<b>28</b>	<b>114</b>	<b>-75.65%</b>
<b>Capital</b>						
Income						
Expenditure	1,030	55	1,085	244	680	-64.18%
<b>Net</b>	<b>1,030</b>	<b>55</b>	<b>1,085</b>	<b>244</b>	<b>680</b>	<b>-64.18%</b>
Reserve Movement	(1,056)	(100)	(1,156)		(656)	-100.00%
<b>Other Items</b>						
Book Value of Assets						
Advances						
Loan Proceeds						
Loan Repayments						
<b>Total Other Items</b>						
<b>Net Change In Working Capital</b>	<b>5,647</b>	<b>71</b>	<b>5,718</b>	<b>1,578</b>	<b>1,688</b>	<b>-6.49%</b>

## Progress against Projects

- The Draft Boarding House DCP public exhibition was undertaken this quarter, with the results reported to Council in Quarter 2.
- Neighbourhood Centre Renewals – Works on the Agincourt Rd Centre have been completed; the concept design for Quarry Rd was approved this quarter, and work commenced on the concept design for Sagar Place.

## Operational Plan Projects for 2013/2014

Key:  On track  Action required  Complete  Not started  Cancelled  Deferred

Program/projects	Status	Comment
<b>Open Space, Sport &amp; Recreation program</b>		
Street Tree Planting Program		Planting programmed for future Quarter this Financial Year.
<b>Centres and Neighbourhood program</b>		
Elouera Reserve Upgrade		
Neighbourhood Centre Renewal		
<b>Land Use Planning program</b>		
Meadowbank Station Precinct Master Plan		Due to commence Quarter 2.
<b>Regulatory program</b>		
Boarding House Project		



# A City of Wellbeing

A healthy and safe community, with all supported throughout their life by services, facilities and people.

Goal One	Goal Two	Goal Three
Our residents are encouraged and supported to live healthy and active lives.	All residents feel supported and cared for in their community through the provision of ample services and facilities.	Residents feel secure and included in an environment where they can connect socially and are supported by their neighbours.

## Financial Position

- Overall the outcome is underspent by 5.72% year to date which is a good result.
- Base budget expenditure is tracking well with YTD actuals below YTD budget by 8.78%.
- All commenced projects are on track although Capital and Non-Capital budget is currently underspent reflecting the scheduled commencement of some projects for later in the year and invoices yet to be received for Q1 work.



(\$'000)	Revised Budget 2013/14	Proposed Changes 2013/14	Projected Budget 2013/14	Actual YTD 2013/14	Budget YTD 2013/14	% Variance
<b>Base</b>						
Income	(6,983)		(6,983)	(2,209)	(2,155)	2.47%
Expenditure	14,455	(1)	14,454	3,346	3,668	-8.78%
<b>Net</b>	<b>7,471</b>	<b>(1)</b>	<b>7,471</b>	<b>1,138</b>	<b>1,513</b>	<b>-24.81%</b>
<b>Non-Capital</b>						
Income				(1)		
Expenditure	289		289	41	200	-79.30%
<b>Net</b>	<b>289</b>		<b>289</b>	<b>40</b>	<b>200</b>	<b>-79.77%</b>
<b>Capital</b>						
Income	(1,345)	(103)	(1,448)		(1,285)	-100.00%
Expenditure	9,493	103	9,596	1,127	6,765	-83.34%
<b>Net</b>	<b>8,148</b>		<b>8,148</b>	<b>1,127</b>	<b>5,480</b>	<b>-79.44%</b>
Reserve Movement	<b>(3,915)</b>		<b>(3,915)</b>		<b>(3,576)</b>	<b>-100.00%</b>
<b>Other Items</b>						
Book Value of Assets						
Advances						
Loan Proceeds	(2,700)		(2,700)		(1,200)	-100.00%
Loan Repayments	113		113		28	-100.00%
<b>Total Other Items</b>	<b>(2,587)</b>		<b>(2,587)</b>		<b>(1,172)</b>	<b>-100.00%</b>
<b>Net Change In Working Capital</b>	<b>9,406</b>	<b>(1)</b>	<b>9,405</b>	<b>2,305</b>	<b>2,445</b>	<b>-5.72%</b>

## Progress against Projects

All commenced projects are on track. Highlights for this quarter include:









- Active in Ryde Program had over 200 participants in the Go For Fun school holiday sessions and Skate Clinics.
- Putney and Holt Park playground projects were completed.
- Completion of Blenheim Road Shops Project which included Street Tree plantings and garden bed improvements.
- Started construction on the Cogeneration Plant at RALC.



- Library membership increased by 19.6% on the number of new memberships compared to Q1 last year.
- Community Buildings Licensing Policy approved by Council for implementation.
- Upgraded Gladesville Meeting Room with new carpets, painting and installation of TV monitor.

## Operational Plan Projects for 2013/2014

Key:  On track  Action required  Complete  Not started  Cancelled  Deferred

Program/projects	Status	Comment
<b>Open Space, Sport &amp; Recreation program</b>		
Active in Ryde Program Implementation		
Implementation of Children Play Plan		Awaiting grant approval.
Playground Construction - Renewal		Following community consultation process, a number of child projects commenced.
RALC Asset Renewal		On track for completion of procurement by 30 June 2014.
Sportsfield Floodlighting		Programmed for future Quarter this Financial Year.
Sportsfield Renewal & Upgrade		Procurement of contractors in progress.
Sportsground Amenities Renewal & Upgrade		DA approval received for ELS Hall Park amenities building upgrade and currently undergoing tender process for the development.
<b>Library program</b>		
Community Buildings Renewals - Libraries		Not yet commenced.



Program/projects	Status	Comment
Digital enhancement for Libraries	⊖	Not yet commenced.
<b>Community and Cultural program</b>		
Addington House - Renovation	✓	
Community Buildings Renewal	⊖	Not yet commenced.
Community Garden & Nursery	↻	Investigating demountable buildings for site.
Temporary Employment of P/T Officer	✓	The recruitment of a parttime officer was completed last financial year.



# A City of Prosperity

Creating urban centres which champion business, innovation and technology to stimulate economic growth and local jobs.

Goal One	Goal Two	Goal Three
Our Community and businesses across the city flourish and prosper in an environment of innovation progression and economic growth.	Our city is well-designed and planned to encourage new investment, local jobs and business opportunities.	Macquarie Park is recognised globally and locally as an innovative education and technology hub.

## Financial Position

- There are no changes to the Base and Non-Capital Project budgets.
- Approximately \$50,000 has been re-allocated to Liveable Neighbourhoods to allow the completion of Quarry Rd and Sagar Place Renewal designs.
- At its meeting of 6 August 2013, The Works and Community Committee agreed to allocate additional funds to ensure the completion of Public Domain Upgrades to Waterloo Rd.








	Revised Budget 2013/14 (\$'000)	Proposed Changes 2013/14	Projected Budget 2013/14	Actual YTD 2013/14	Budget YTD 2013/14	% Variance
<b>Base</b>						
Income	(8)		(8)	(2)	(2)	-11.97%
Expenditure	277		277	74	75	-1.12%
<b>Net</b>	<b>269</b>		<b>269</b>	<b>72</b>	<b>73</b>	<b>-0.80%</b>
<b>Non-Capital</b>						
Income						
Expenditure	743		743	94	326	-71.03%
<b>Net</b>	<b>743</b>		<b>743</b>	<b>94</b>	<b>326</b>	<b>-71.03%</b>
<b>Capital</b>						
Income						
Expenditure	2,441	168	2,610	283	1,754	-83.84%
<b>Net</b>	<b>2,441</b>	<b>168</b>	<b>2,610</b>	<b>283</b>	<b>1,754</b>	<b>-83.84%</b>
Reserve Movement	(2,695)	(223)	(2,918)		(1,957)	-100.00%
<b>Other Items</b>						
Book Value of Assets						
Advances						
Loan Proceeds						
Loan Repayments						
<b>Total Other Items</b>						
<b>Net Change In Working Capital</b>	<b>759</b>	<b>(55)</b>	<b>704</b>	<b>450</b>	<b>195</b>	<b>130.48%</b>


## Progress against Projects

- Public Domain Upgrades to Waterloo Rd are to occur in three stages. Stages 1 and 2 have commenced and additional funds were allocated this quarter to ensure their completion. Administrative preparations relating to the commissioning of Stage 3 occurred this quarter with works scheduled to commence in Quarter 4.
- A number of activities implementing the Economic Development Plan were undertaken this quarter including the addition of further businesses to the Ryde Business Directory and another successful Small Business September program.

## Operational Plan Projects for 2013/2014

Key:  On track  Action required  Complete  Not started  Cancelled  Deferred

Program/projects	Status	Comment
<b>Centres and Neighbourhood program</b>		
Macquarie Park Wayfinding Signage		Completed - 16 new signs installed and 6 existing signs at rail stations retro fitted to match the new ones.
Public Domain Upgrade Waterloo Rd (Stage 3)		Works are scheduled to commence in Q4.
Public Domain Upgrade Waterloo Rd (Stages 1 and 2)		Works have commenced. On 6/8/13 Works and Community Committee allocated additional \$174K to the project to be undertaken in Q1 adjustments. Telstra and other utilities have required unanticipated upgrades to pits and a further budget adjustment will be required. This will be reported to Works and Community Committee.
Town Centre Upgrade Renewal		Church St Ryde construction has commenced and is on track.
<b>Land Use Planning program</b>		
Development Contributions Position		Appointment occurred 22/4/13.
Transport Management Association for Macq Park		The appointment of the TMA GM occurred Q1 (July 2013). The official launch of the TMA is scheduled for Q2 (November 2013). The first annual general meeting will be held soon after. Council's contribution (\$250K) will fall due in Q3.
<b>Economic Development program</b>		
Economic Development Plan Implementation		Business Directory complete - 315 businesses listed Ryde Business Bootcamp held 9-11/9/13 Business Master Class workshops held 17/7/13 and 18/9/13 Skilled Migrant Worker and Conversational English Workshops commenced 17/7/13 Business retention and expansion Survey complete.

Program/projects	Status	Comment
Implementation-Macq Park Marketing Plan		In Q1 "Meet Macquarie Park Guide" was completed and distributed to employers in Macquarie Park and the Business Database was completed. Planning complete for Fesitival of the Minds (TED X) in Q2 on 19/10/13.

# A City of Environmental Sensitivity

Working together as a community to protect and enhance our natural and built environments for the future.

Goal One	Goal Two	Goal Three
Our residents, businesses and visitors collaborate in the protection and enhancement of our natural environment.	To encourage and enable all our residents to live a more environmentally sensitive life.	As we grow, we protect and enhance the natural and built environments for future enjoyment and manage any impacts of climate change.

## Financial Position

- The Outcome had a favourable operating expenditure variance YTD of \$495,816 with an operating expenditure result YTD of \$3,274,000 against a budget YTD of \$3,769,488 with the favourable variance, of \$495,816 attributed mainly to timing differences on payments to Council’s Waste Contractor and operating income also had favourable variance YTD in relation to Domestic Waste.
- Capital expenditure had an actual spend of \$ 909,789 against a budget YTD of \$1,437,000 (Full Year Budget of \$3,404,418) with major capital expenditure to progress throughout the remainder of the financial year on Stormwater Improvement Works Renewal projects (Full year Budget \$1,517,746) and the Shrimpton’s Creek Bio retention Basin project (Full Year Budget \$416,062).
- Non Capital Projects for the Outcome had a year to date spend of \$87,029 against a budget (Full Year) of \$635,459, with expenditure to be incurred going forward on projects including the Hot Water Efficiency in Community Building (Budget \$111,000) and Stormwater Levy Project (Budget \$97,970)





	Revised Budget 2013/14 (\$'000)	Proposed Changes 2013/14	Projected Budget 2013/14	Actual YTD 2013/14	Budget YTD 2013/14	% Variance
<b>Base</b>						
Income	(17,220)		(17,220)	(15,186)	(14,154)	7.29%
Expenditure	20,439	295	20,734	3,274	3,769	-13.15%
<b>Net</b>	<b>3,219</b>	<b>295</b>	<b>3,514</b>	<b>(11,913)</b>	<b>(10,385)</b>	<b>14.71%</b>
<b>Non-Capital</b>						
Income	(113)		(113)		(61)	-100.00%
Expenditure	635	142	777	87	346	-74.88%
<b>Net</b>	<b>522</b>	<b>142</b>	<b>664</b>	<b>87</b>	<b>285</b>	<b>-69.51%</b>
<b>Capital</b>						
Income	(462)		(462)	(16)	(346)	-95.38%
Expenditure	3,404	636	4,040	910	1,437	-36.69%
<b>Net</b>	<b>2,943</b>	<b>636</b>	<b>3,579</b>	<b>894</b>	<b>1,091</b>	<b>-18.06%</b>
Reserve Movement	(3,384)	(983)	(4,367)		(784)	-100.00%
<b>Other Items</b>						
Book Value of Assets						
Advances						
Loan Proceeds						
Loan Repayments						
<b>Total Other Items</b>						
<b>Net Change In Working Capital</b>	<b>3,300</b>	<b>90</b>	<b>3,390</b>	<b>(10,932)</b>	<b>(9,792)</b>	<b>11.64%</b>









## Progress against Projects

- Project for the Outcome, including the Business Audit Program (Budget \$92,422), River to River Corridors Project (Budget \$67,000) and grant funded Asbestos Remediation at Holt Park (Budget \$152,000) have been successfully completed.
- Other projects including Delineation of Natural Areas (Budget 13/14 \$18,770), Park and Open Space Tree Planting Program (Budget 13/14 \$26,894), Porters Creek Protection Earthworks and reconfiguration, (\$624,000 13/14 Budget) and Hot Water Efficiency in Community Buildings are to be progressed. The Hot Water Efficiency project is to commence with the recent engagement of contractors and the Porters Creek Protection Earthworks and reconfiguration to progress pending review of a specialist report.

- Further, major projects under the Stormwater improvement works renewal cluster including the Overland Flow Works at Santa Rosa Park, (Budget 13/14 \$250,000) and the Detention Basin at Waterloo Park (Budget 13/14 \$415,000) are currently in the design finalisation and pretender stage and the Shrimptons Creek Stormwater Work Stage 2 project (Budget \$416,062) is progressing on track.

## Operational Plan Projects for 2013/2014

Key:  On track  Action required  Complete  Not started  Cancelled  Deferred

Program/projects	Status	Comment
<b>Open Space, Sport &amp; Recreation program</b>		
Delineation of Natural Area		Programmed for future Quarter this Financial Year.
Park & Open Space Tree Planting Program		Programmed for future Quarter this Financial Year.
Protecting Biodiversity in Ryde		Project initiated. Ryde bushland sites being assessed.
<b>Catchment program</b>		
Buffalo and Kitty's Creek Study		
Shrimptons Creek Stormwater Work Stage 2		
Stormwater Asset Replacement Renewal		
Stormwater Improvement Works Renewal		
Water Quality Improvement Plan		Regional project due to finish June 2015.

Program/projects	Status	Comment
<b>Environmental program</b>		
Business Sustainability - City Switch	🔄	
Hot Water Efficiency in Community Bldgs	🔄	Grant received and contractors have been engaged. Project is proceeding well and in conformity with grant conditions.
Youth Waste & Environment Project (YEP)	🔄	Project proceeding well.
<b>Waste and Recycling program</b>		
Home Waste & Sustainability Project	🔄	This two year project is into its second year and is proceeding well.
No Littering - Eastwood	⊖	Awaiting grant approval.
Porters Ck Protection Earthwrks&Reconfig	🔄	Specialist's report received and being reviewed.
Too Good To Waste	🔄	

# A City of Connections

Access and connection to, from and within the City of Ryde. Providing safe, reliable and affordable public and private travel, transport and communication infrastructure.

Goal One	Goal Two	Goal Three
Our residents, visitors and workers are able to easily and safely travel on public transport to, from and within the City of Ryde.	Our community has the option to safely and conveniently drive, park, cycle or walk around their city.	Our residents, visitors, workers and businesses are able to communicate locally and globally.

## Financial Position

- The City of Connections had an actual operating expenditure result of \$1,834,354 favourable to YTD Budget of \$2,144,342 (Full Year Budget of \$7,809,070 excluding depreciation) and an actual income result of \$2,242,000 exceeding target YTD of \$2,018,898 (Full Year Budget of \$7,136,000) mainly due to On-Street parking revenue, (\$326,096 favourable).
- Capital expenditure was favourable to budget at \$1,118,506 against a YTD budget of \$4,791,102 (Full Year Capital Budget of \$9,142,729), with major capital expenditure to commence on large projects especially the Macquarie Park, Transport NSW project with a budget 13/14 of \$2,279,370 (Carryover from 12/13). Actual Section 94 Capital Income of \$3,132,351 to date, (unbudgeted 13/14) has contributed to a sizable favourable variance on capital income.
- Non Capital Projects for the Outcome were on target with a YTD Spend of \$132,548 on a Full Year Budget of \$497,265 with the highest value project being the Top Ryder Community Bus Service, (Budget of \$297,000)



	Revised Budget 2013/14 (\$'000)	Proposed Changes 2013/14	Projected Budget 2013/14	Actual YTD 2013/14	Budget YTD 2013/14	% Variance
<b>Base</b>						
Income	(7,136)	83	(7,053)	(2,242)	(2,019)	11.07%
Expenditure	7,809	475	8,284	1,834	2,144	-14.48%
<b>Net</b>	<b>673</b>	<b>558</b>	<b>1,231</b>	<b>(409)</b>	<b>125</b>	<b>-425.65%</b>
<b>Non-Capital</b>						
Income	(325)		(325)	(33)	(100)	-66.59%
Expenditure	497		497	133	232	-42.87%
<b>Net</b>	<b>172</b>		<b>172</b>	<b>99</b>	<b>132</b>	<b>-24.91%</b>
<b>Capital</b>						
Income	(547)	(3,875)	(4,422)	(3,101)	(547)	466.76%
Expenditure	9,143	345	9,488	1,119	4,791	-76.65%
<b>Net</b>	<b>8,596</b>	<b>(3,530)</b>	<b>5,065</b>	<b>(1,983)</b>	<b>4,244</b>	<b>-146.72%</b>
Reserve Movement	(5,851)	2,830	(3,021)		(2,797)	-100.00%
<b>Other Items</b>						
Book Value of Assets						
Advances						
Loan Proceeds						
Loan Repayments						
<b>Total Other Items</b>						
<b>Net Change In Working Capital</b>	<b>3,589</b>	<b>(142)</b>	<b>3,447</b>	<b>(2,292)</b>	<b>1,704</b>	<b>-234.48%</b>

## Progress against Projects

- The Road Resurfacing Renewal Cluster, (Budget 13/14 \$2,834,250) is currently on track and four (out of the 15 projects) have been successfully completed in the first quarter, including works in Wolger Road (Kuppa Road to Lane Cove Road), Collins Street (Ryrie Street to Wicks Road), Quarry Road (being Niara Street to Minga Street to Garender Avenue) in addition to Moncrieff Drive (Bluett Avenue to Cressy Road).
- Locations have been finalised for the Traffic Facilities Renewal projects, (Budget \$205,000) with projects scheduled for completion in the following quarters. The Footpath Cluster for expansion (Budget \$459,840) is on track with one project, Culloden Road, Epping being completed and a number of other projects under construction and due to be completed in future quarters.

- Outcome projects including the renewal of Seawall and Retaining Walls, (Budget 13/14 \$53,000) are programed to commence in the 4<sup>th</sup> Quarter 2013/2014 and other projects including the Pedestrian Accessibility and Mobility Plan (Budget 13/14 \$56,650) being subject to consultation before commencement.

## Operational Plan Projects for 2013/2014

Key: Ⓞ On track ✘ Action required ✓ Complete ⊖ Not started Ⓞ Cancelled ▶▶ Deferred

Program/projects	Status	Comment
<b>Roads Program</b>		
Bridge Upgrade / Renewal	⊖	Works programmed to be done progressively from Q2 through to Q4.
Heavy Patching	Ⓞ	Works done progressively during year.
Road Kerb Renewal	Ⓞ	Works proceeding.
Road Resurfacing Renewal	Ⓞ	Program proceeding ok.
<b>Centres and Neighbourhood program</b>		
Pedestrian Accessibility & Mobility Plan	Ⓞ	Consultant engagement to occur in Q2.
<b>Library program</b>		
Renewal of Public PCs at Libraries	Ⓞ	
<b>Paths and Cycleways program</b>		
Cycleways Construction Renewal	⊖	Single project of Blaxland Rd Stage two as reported to Works Committee. Procurement of contractors in progress.

Program/projects	Status	Comment
Footpath Construction Expansion	🔄	Works proceeding.
Footpath Construction Renewal	⊖	
<b>Traffic &amp; Transport program</b>		
Bus Shelters - new	⊖	Project Management fee committed.
Bus Stop DDA compliance	🔄	Works in progress.
Bus Stop Seats - new	🔄	Seats purchased and installation to be done through the year.
Car Park Renewal	🔄	Not yet commenced.
Top Ryder Community Bus Service	🔄	Top Ryder passenger numbers continue to grow. However Optus business contract ceased 30 August 2013 creating funding shortfall. Report to Council late November 2013 to consider future funding of the service.
Traffic Committee Capital Works	🔄	Done progressively through the year from Traffic Committee items adopted by Council.
Traffic Facilities Renewal	🔄	Bulk of works programmed for 3rd and 4th quarter.
<b>Foreshore program</b>		
Seawalls/Retaining Walls Refurbishment	⊖	Programmed to be done quarter 4 and continue into next financial year as single project using both financial year funding.

# A City of Harmony & Culture

A welcoming and diverse community, celebrating our similarities and differences, in a vibrant city of culture and learning.

Goal One	Goal Two	Goal Three
Our residents are proud of their diverse community, celebrating their similarities and differences.	People living in and visiting our city have access to an inclusive and diverse range of vibrant community and cultural places and spaces.	Our community is able to learn and grow through a wealth of art, culture and lifelong learning opportunities.

## Financial Position

- Overall the outcome is underspent by 9.44%.
- The Base Budget has a positive result of 11.24%. Income exceeds budget this quarter due to the early payment from Hunters Hill Council for the Gladesville Library shared service.
- All commenced projects are on track although Capital and Non-Capital budget is currently underspent reflecting the scheduled commencement of some projects for later in the year and invoices yet to be received for Q1 work.



	Revised Budget 2013/14 (\$'000)	Proposed Changes 2013/14	Projected Budget 2013/14	Actual YTD 2013/14	Budget YTD 2013/14	% Variance
<b>Base</b>						
Income	(1,132)		(1,132)	(390)	(239)	63.11%
Expenditure	5,664		5,664	1,437	1,419	1.30%
<b>Net</b>	<b>4,533</b>		<b>4,533</b>	<b>1,047</b>	<b>1,180</b>	<b>-11.24%</b>
<b>Non-Capital</b>						
Income				(16)		
Expenditure	313		313	80	224	-64.04%
<b>Net</b>	<b>313</b>		<b>313</b>	<b>64</b>	<b>224</b>	<b>-71.21%</b>
<b>Capital</b>						
Income						
Expenditure	467		467	83	117	-28.57%
<b>Net</b>	<b>467</b>		<b>467</b>	<b>83</b>	<b>117</b>	<b>-28.57%</b>
Reserve Movement	(201)		(201)		(201)	-100.00%
<b>Other Items</b>						
Book Value of Assets						
Advances						
Loan Proceeds						
Loan Repayments						
<b>Total Other Items</b>						
<b>Net Change In Working Capital</b>	<b>5,112</b>		<b>5,112</b>	<b>1,195</b>	<b>1,319</b>	<b>-9.44%</b>





## Progress against Projects

All projects are on track. Highlights include:

- Library visits have increased by 9% compared to Q1 last year with a 19% increase at Ryde Library compared to Q1 last year.
- 305 people attended the two author talk events conducted in September.
- Integrated Youth Service Hub space approved by Council.

## Operational Plan Projects for 2013/2014

Key:  On Track  Action Required  Complete  Not Started  Cancelled  Deferred

Program/projects	Status	Comment
<b>Library program</b>		
Library Books		
<b>Community and Cultural program</b>		
Live Neighbourhood Project		Live Neighbourhood includes the Bennelong Bicentenary project and is a carry over from previous year. The budget needs to be read in conjunction with Bennelong Bicentenary project. This is corrected in the quarterly adjustments.
Ryde Youth Theatre Group		Project was successful in gaining additional grants from State Government.
<b>Land Use Planning program</b>		
Heritage Grants Scheme		Letters sent to owners of Heritage Items 26/7/13 inviting applications. 1 application was received in Q1 and reported to Heritage Advisory Committee in Q2.

# A City of Progressive Leadership

A well led and managed city, supported by ethical organisations which deliver projects and services to the community by listening, advocating and responding to their needs.

Goal One	Goal Two	Goal Three
Our city is well led and managed.	The City of Ryde will deliver value formoney services for our community and our customers.	Our residents trust their council, feel well informed, heard, valued and involved in the future of their city.

## Financial Position

- Base Income was higher than budgeted with a variance of 1.13%. Base Expenditure was under expended by \$2,952,000 with a variance of -45.62% against budget of \$6,471,000. Income from investments is expected to be higher than initial estimates and the variation to base income is sought accordingly (\$394,000).
- Non-Capital expenditure was also under expended by \$429,000 and had a variance of -65.14% against budget of \$658,000.
- Capital expenditure was also under expended by \$1,595,000 and had a variance of -61.33% against budget of \$2,601,000.

(\$'000)	Revised Budget 2013/14	Proposed Changes 2013/14	Projected Budget 2013/14	Actual YTD 2013/14	Budget YTD 2013/14	% Variance
<b>Base</b>						
Income	(57,529)	394	(57,134)	(50,470)	(49,817)	1.31%
Expenditure	21,901	158	22,060	3,519	6,471	-45.62%
<b>Net</b>	<b>(35,627)</b>	<b>552</b>	<b>(35,075)</b>	<b>(46,952)</b>	<b>(43,346)</b>	<b>8.32%</b>
<b>Non-Capital</b>						
Income	(30)		(30)			
Expenditure	1,342	86	1,428	229	658	-65.14%
<b>Net</b>	<b>1,312</b>	<b>86</b>	<b>1,398</b>	<b>229</b>	<b>658</b>	<b>-65.14%</b>
<b>Capital</b>						
Income				(981)		
Expenditure	6,933		6,933	1,006	2,601	-61.33%
<b>Net</b>	<b>6,933</b>		<b>6,933</b>	<b>25</b>	<b>2,601</b>	<b>-99.04%</b>
Reserve Movement	<b>529</b>	<b>(233)</b>	<b>295</b>		<b>(1,630)</b>	<b>-100.00%</b>
<b>Other Items</b>						
Book Value of Assets	(1,150)		(1,150)	(1,206)	(287)	319.36%
Advances						
Loan Proceeds						
Loan Repayments	528		528	125	132	-5.06%
<b>Total Other Items</b>	<b>(622)</b>		<b>(622)</b>	<b>(1,080)</b>	<b>(155)</b>	<b>595.09%</b>
<b>Net Change In Working Capital</b>	<b>(27,475)</b>	<b>405</b>	<b>(27,070)</b>	<b>(47,778)</b>	<b>(41,871)</b>	<b>14.11%</b>

## Progress against Projects










Highlights for quarter one includes:

- Civic Centre Refurbishment project is underway. The project brief and project plan have both been signed off and a Communications Plan completed. Civic centre staff consultation has also commenced. Cleaning components are scheduled for October 2013.
- Automation of the procurement process project is underway. The procurement framework has been updated and a launch of the updated framework is due for staff in November. Throughout October there was a procurement review being undertaken by Ernst and Young.

- Grants Management Software has been purchased and is implemented and this project is now complete.
- All projects from the Operational Plan that have commenced are on track.

## Operational Plan Projects for 2013/14

Key:  On track  Action required  Complete  Not started  Cancelled  Deferred

Program/projects	Status	Comment
<b>Property Portfolio program</b>		
Civic Centre Refurbishment		Project brief and Project plan signed off. Communication plan completed. Civic centre staff advisory consultation completed. Cleaning components scheduled October 2013.
Commercial Buildings Renewal		Cluster commenced, feasibility studies initiated.
Corporate Buildings Renewals		
Land Register & CT System Review		System testing is substantially complete.
<b>Customer and Community Relations program</b>		
Community Council Meetings		First meeting for 2013 is scheduled for 5 November 2013.
eBusiness - Smart Forms		Programmed for future Quarter this Financial Year.
Lets Talk Community Engagement		Programmed for future Quarter this Financial Year.
Market Segmentation Study (City View Review/Communications Plan)		Programmed for future Quarter this Financial Year.
Web Content Management System		Programmed for future Quarter this Financial Year.



Program/projects	Status	Comment
<b>Community and Cultural program</b>		
Grants Management Software	✓	
<b>Risk Management program</b>		
Automating the Procurement Process	↻	The procurement framework has been updated and a launch of the updated framework is due for the November leadership forum. It is anticipated that some of the funding may be allocated to the cost involved in recommendations arising from the procurement review being undertaken by Ernst and Young.
Corruption Prevention System	⊖	Programmed for future Quarter this Financial Year.
<b>Strategic City program</b>		
CPR system enhancements and dashboard	⊖	
Review of the Community Strategic Plan	⊖	
<b>Land Use Planning program</b>		
Electronic Development Assessment Project	⊖	Project not started - Software provider in voluntary administration - investigations into best way to ensure this project is completed will be undertaken in Q2. There may be some delay to the project but it is too early to confirm.
Electronic Housing Code	↻	
Electronic VPA & S94 system	⊖	



Program/projects	Status	Comment
<b>Internal Corporate Services program</b>		
GPIMS - System Development	🔄	
Information Technology Renewals	🔄	
Kiosk Online Timesheets	🚫	After some further discussion with Frontier Software, it is proposed that this project be cancelled. It has been determined that what had originally been outlined cannot be achieved organisational goals efficiently or cost effectively.
Plant & Fleet Purchases	🔄	
TechOne Enhancements	🔄	The new Project Manager has commenced and a revised project plan for the remainder of the year will be completed by the end of October. It is anticipated that the System Functionality changes (20 in total) will be completed by December 2013. It is also anticipated that we will finish the four modules commenced in 2012/2013 by March 2014, and the new Developer Levies and Estimates by June 2014. We anticipate having commenced two other modules by June 2014, ready to roll into 2014/2015, in line with the project plan.
Upgrade of Telephony System	🔄	Procurement documentation is being prepared.



# 1. Open Space, Sport & Recreation program

Developing, delivering, maintaining and managing all our sports, recreation, outdoor, open spaces and natural areas infrastructure, services and facilities.

**Key:** 🔄 On track ✖ Action required ✔ Complete ⊖ Not started ⊘ Cancelled ▶ Deferred

## 1.1. PERFORMANCE INDICATORS

Measure	2013/2014 Target	YTD Progress	Status	Comment
% of project milestones met on time	90%	72%	✖	Two milestones were missed out of the five projects.
No. of visitors to RALC	>= 690,000	151,085	🔄	On track to meet yearly target.
% compliance with pool water bacteriological criteria	= 100%	100	🔄	

## 1.2. BASE BUDGET

	YTD Budget \$	YTD Actual \$	Comment
Income	-1,774,000	-1,857,000	
Expense	3,304,000	3,275,000	
<b>Total Base Budget</b>	<b>1,530,000</b>	<b>1,419,000</b>	

## 1.3. PROJECTS

Approved Projects	2013/2014 Budget \$	YTD Actual \$	Status	Comment
Sportsfield Floodlighting	150,000	22,500	🔄	Programmed for future Quarter this Financial Year.





Approved Projects	2013/2014 Budget \$	YTD Actual \$	Status	Comment
Sportsfield Renewal & Upgrade	689,580	108,912	🔄	Procurement of contractors in progress.
RALC Asset Renewal	120,000	-352	🔄	On track for completion of procurement by 30 June 2014.
Sportsground Amenities Renewal & Upgrade	477,400	77,145	🔄	DA approval received for ELS Hall Park amenities building upgrade and currently undergoing tender process for the development.
Playground Construction - Renewal	652,778	161,512	🔄	Following community consultation process, a number of child projects commenced.
Active in Ryde Program Implementation	18,651	2,105	🔄	
Protecting Biodiversity in Ryde	60,000	0	🔄	Project initiated. Ryde bushland sites being assessed.
Street Tree Planting Program	75,000	16,648	🔄	Programmed for future Quarter this Financial Year.
Park & Open Space Tree Planting Program	26,894	3,750	🔄	Programmed for future Quarter this Financial Year.
Delineation of Natural Area	18,770	1,875	🔄	Programmed for future Quarter this Financial Year.
Implementation of Children Play Plan	0	225,000	⊖	Awaiting grant approval.

New Projects	2013/2014 Budget \$	YTD Actual \$	Status	Comment
Asbestos Remediation - Holt Park	0	10,039	✓	

Carryover Projects	2013/2014 Budget \$	YTD Actual \$	Status	Comment
Sportsfield Floodlighting Expansion	187,831	1,872	🔄	Waterloo Park and Morrison Bay Park floodlighting. Waterloo Park amended DA under assessment whilst Morrison Bay Park community consultation due to commence mid to late November.
Sportsground Amenities Upgrades Expansion	219,534	3,098	🔄	
Integrated OpenSpace Plan Implementation	16,219	0	🔄	Future provisions report due to be presented to ET in November.
Feasibility study on synthetic fields	13,059	0	🔄	Awaiting Community Consultation results/feedback.
Brush Farm Park	57,275	160	🔄	2011/12 Project funded from NSW Sport & Recreation. Grant conditions are being obtained prior to proceeding.
Magdala Park	59,184	0	✓	Completed 2011/12 Project, carryover funds to be utilised for delivery of Santa Rosa Amenities Building.
Playing Field Lighting Upgrade (ESD, POT p.58)	78,728	0	✓	Consolidation of funds to Floodlighting Expansion Cluster to deliver Waterloo Park and Morrison Bay projects.
Ryde Parramatta River Walk (POT p.43/57)	1,277,337	28,470	✗	Awaiting grant approval.
Brush Farm Park – Initiation of Action Plan	30,757	0	✗	Design and costing for upgrade of the walking trail on the Brush Farm site currently being finalised.
Field of Mars – Initiation of Action Plan	24,128	25,986	🔄	Signs have been installed.
Surf Attraction	1,612,140	5,209	🔄	Tender for Civil Works due to Council 22 October.
Cogeneration Plant @ RALC	778,290	327,097	🔄	Project due for completion 2nd Quarter.

## 2. Roads Program

Managing and maintaining our roads, bridges and retaining walls.

**Key:** 🔄 On track ✖ Action required ✔ Complete ⊖ Not started ⊘ Cancelled ▶ Deferred

### 2.1. PERFORMANCE INDICATORS

Measure	2013/2014 Target	YTD Progress	Status	Comment
% of project milestones met on time	90%	100%	🔄	

### 2.2. BASE BUDGET

	YTD Budget \$	YTD Actual \$	Comment
Income	-981,000	-817,000	
Expense	1,075,000	696,000	
<b>Total Base Budget</b>	<b>94,000</b>	<b>-121,000</b>	

### 2.3. PROJECTS

Approved Projects	2013/2014 Budget \$	YTD Actual \$	Status	Comment
Road Resurfacing Renewal	2,932,652	511,144	🔄	Program proceeding ok.
Road Kerb Renewal	1,160,000	194,379	🔄	Works proceeding.
Bridge Upgrade / Renewal	106,090	15,914	⊖	Works programmed to be done progressively from Q2 through to Q4.

Approved Projects	2013/2014 Budget \$	YTD Actual \$	Status	Comment
Heavy Patching	212,180	36,427	🔄	Works done progressively during year.




### 3. Property Portfolio program

Developing, managing and maintaining our portfolio of corporate, commercial and civic properties.

Key:  On track  Action required  Complete  Not started  Cancelled  Deferred





#### 3.1. PERFORMANCE INDICATORS

Measure	2013/2014 Target	YTD Progress	Status	Comment
% of project milestones met on time	90%	75%		One milestone missed all project still on track.

#### 3.2. BASE BUDGET

	YTD Budget \$	YTD Actual \$	Comment
Income	-533,000	-658,000	
Expense	739,000	522,000	
<b>Total Base Budget</b>	<b>206,000</b>	<b>-136,000</b>	

#### 3.3. PROJECTS

Approved Projects	2013/2014 Budget \$	YTD Actual \$	Status	Comment
Corporate Buildings Renewals	400,000	60,000		
Commercial Buildings Renewal	250,000	53,464		Cluster commenced, feasibility studies initiated.
Land Register & CT System Review	69,467	44,513		System testing substantially complete.
Civic Centre Refurbishment	1,493,139	240,522		Project brief and Project plan signed off. Communication plan completed. Civic centre staff advisory consultation completed.

Approved Projects	2013/2014 Budget \$	YTD Actual \$	Status	Comment
				Cleaning components scheduled October 2013.

Carryover Projects	2013/2014 Budget \$	YTD Actual \$	Status	Comment
West Ryde Community Facility - Project Management	249,755	4,184	🔄	Provision for project finalisation.



## 4. Catchment program

Managing, monitoring and maintaining water quality and reuse, our stormwater and natural waterways.

**Key:** 🔄 On track ✖ Action required ✔ Complete ⊖ Not started ⊘ Cancelled ▶ Deferred

### 4.1. PERFORMANCE INDICATORS

Measure	2013/2014 Target	YTD Progress	Status	Comment
% of project milestones met on time	90%	100%	🔄	

### 4.2. BASE BUDGET

	YTD Budget \$	YTD Actual \$	Comment
Income	-8,000	-10,000	
Expense	520,000	551,000	
<b>Total Base Budget</b>	<b>512,000</b>	<b>541,000</b>	

### 4.3. PROJECTS

Approved Projects	2013/2014 Budget \$	YTD Actual \$	Status	Comment
Stormwater Asset Replacement Renewal	742,630	402,173	🔄	
Stormwater Improvement Works Renewal	1,517,746	205,875	🔄	
Water Quality Improvement Plan	15,000	15,000	🔄	Regional project due to finish June 2015.
Shrimptons Creek Stormwater Work Stage 2	416,062	146,277	🔄	



Carryover Projects	2013/2014 Budget \$	YTD Actual \$	Status	Comment
Town Centre Flood Feasibility Study	97,970	0	⊖	Awaiting Tender Results.
Shrimptons Ck - Bioretention Basin	416,062	146,277	✓	
River to River Corridors Project	11,013	2,855	🔄	Project has been completed and final report issued to Grant provider on 30/9/13. Awaiting receipt of final invoices for processing.





## 5. Centres and Neighbourhood program

Developing, delivering, maintaining and managing all our public domain infrastructure, facilities and place management.

**Key:** 🔄 On track ✖ Action required ✔ Complete ⊖ Not started ⊗ Cancelled ▶ Deferred

### 5.1. PERFORMANCE INDICATORS

Measure	2013/2014 Target	YTD Progress	Status	Comment
% of project milestones met on time	90%	100%	🔄	


### 5.2. BASE BUDGET

	YTD Budget \$	YTD Actual \$	Comment
Income	-2,000	-1,000	
Expense	803,000	759,000	
<b>Total Base Budget</b>	<b>801,000</b>	<b>758,000</b>	

### 5.3. PROJECTS

Approved Projects	2013/2014 Budget \$	YTD Actual \$	Status	Comment
Town Centre Upgrade Renewal	1,475,326	163,949	🔄	Church St Ryde construction has commenced and is on track.
Pedestrian Accessibility & Mobility Plan	56,650	0	🔄	Consultant engagement to occur in Q2.
Elouera Reserve Upgrade	468,000	60,000	🔄	
Macquarie Park Wayfinding Signage	100,000	45,220	✔	Completed, under budget - 16 new signs installed and 6 existing

Approved Projects	2013/2014 Budget \$	YTD Actual \$	Status	Comment
				signs at rail stations retro fitted to match the new ones.
Public Domain Upgrade Waterloo Rd (Stage 3: Cottonwood Cres to Herring Rd)	300,000	45,000	⊖	Expenditure relates to the commissioning of Stage 3. Works are scheduled to commence in Q4.
Carryover Projects	2013/2014 Budget \$	YTD Actual \$	Status	Comment
Neighbourhood Centre Renewal	348,497	136,927	↻	To undertake Sager Place, Quarry Road & Agincourt Road. Sager Place is at concept design stage. Quarry Road handover to Public Works for detailed design/documentation and construction is complete. Agincourt Rd practical completion reached ie. paving works are complete. The RMS was to undertake tree planting but is not now proceeding. Sandblasting lettering into pavers and tree planting is to be undertaken to complete the job to specifications.
Public Wifi Feasibility Study	10,574	1,741	✓	Wi-Fi installed in Rowe Street Mall Eastwood.
Public Domain Upgrade Waterloo Rd (Stage 1 and 2: Shrimpton's Crk to Cottonwood Cres)	335,159	55	↻	Works have commenced. On 6/8/13 Works and Community Committee allocated additional \$174K to the project to be undertaken in Q1 adjustments. Telstra and other utilities have required unanticipated upgrades to pits and a further budget adjustment is required.
Boronia Park Centre – Design and Construction	129,802	16,701	↻	Works complete with exception of Telstra utility pit adjustments (subject to Telstra timeframes). Next phase will be to install street furniture.
Rowe Street Detailed Design	54,936	0	▶▶	Deferred. Funds transferred to Neighbourhood Centre Renewal Project (Capital Works Steering Committee 06/08/13).

Carryover Projects	2013/2014 Budget \$	YTD Actual \$	Status	Comment
Eastwood Master Plan Review	31,790	0		Councillor workshops held 11/06/13 and 03/9/13 and briefing session held Q2 10/10/13.

## 6. Library program

Delivering all our library services.

Key: ⊙ On track ✗ Action required ✓ Complete ⊖ Not started ⊘ Cancelled ▶ Deferred

### 6.1. PERFORMANCE INDICATORS

Measure	2013/2014 Target	YTD Progress	Status	Comment
% of project milestones met on time	90%	75%	✗	Two milestones missed but projects still on track.
No. of library loans per capita (combined Ryde/Hunters Hill population is utilised)	>= 8.1	2.4	⊙	On track to meet yearly target.
No. of visits to the library annually	>= 900,000	271079	⊙	On track to meet yearly target.

### 6.2. BASE BUDGET

	YTD Budget \$	YTD Actual \$	Comment
Income	-167,000	-306,000	
Expense	1,278,000	1,284,000	
<b>Total Base Budget</b>	<b>1,111,000</b>	<b>978,000</b>	

### 6.3. PROJECTS

Approved Projects	2013/2014 Budget \$	YTD Actual \$	Status	Comment
Community Buildings Renewals - Libraries	100,000	15,000	⊖	Not yet commenced.



Approved Projects	2013/2014 Budget \$	YTD Actual \$	Status	Comment
Library Books	466,960	96,388	🔄	
Digital enhancement for Libraries	25,000	0	⊖	Not yet commenced.
Renewal of Public PCs at Libraries	70,000	0	🔄	On track.

Carryover Projects	2013/2014 Budget \$	YTD Actual \$	Status	Comment
Libraries for Ryde	39,975	1,650	✖	Behind schedule due to revision of libraries for Ryde draft.

## 7. Governance and Civic program

Supporting our mayor and councillors; through council process and civic events; and providing guidance on governance to support other areas of council.

**Key:** 🟢 On track ✖ Action required ✔ Complete ⊖ Not started ⊘ Cancelled ▶ Deferred

### 7.1. PERFORMANCE INDICATORS

Measure	2013/2014 Target	YTD Progress	Status	Comment
% of project milestones met on time	90%	NA		
Number of known breaches of statutory/council policy requirements	<= 0	1	✖	There was one breach in this quarter. It was a serious breach of Council's procurement framework and involved the Security Services Tender (COR-RFT-20/12). This matter was reported to Council at the Meeting of 27/08/13.
% of Councillor requests responded to within agreed service standard	>= 95%	80	✖	Councillor requests are required to be responded to within 5 days. Although this target was only met for 80% of requests, the average response time during the quarter was 3.42 days for 383 requests received. HelpDesk requests continue to be monitored.

### 7.2. BASE BUDGET

	YTD Budget \$	YTD Actual \$	Comment
Income	-1,000	-1,000	
Expense	1,244,000	1,339,000	
<b>Total Base Budget</b>	<b>1,243,000</b>	<b>1,338,000</b>	



### 7.3 PROJECTS

Carryover Projects	2013/2014 Budget \$	YTD Actual \$	Status	Comment
Webcasting	13,641	0	✘	Project back on track and expected to go live for testing in November 2013 and for the public in 2014
Delegations Register in CHRIS	1,025	0	⊖	Project is on track.

## 8. Customer and Community Relations program

Engaging with our community, all media and community relations, branding and marketing our city and developing and managing all our customer services.

**Key:** 🔄 On track ✖ Action required ✔ Complete ⊖ Not started ⊘ Cancelled ▶ Deferred

### 8.1. PERFORMANCE INDICATORS

Measure	2013/2014 Target	YTD Progress	Status	Comment
% of project milestones met on time	90%	67%	✖	One milestone missed all projects still on track.
% of Calls to the Customer Call Centre Resolved at the first point of contact	>= 85%	85.7	🔄	
% of calls completed at first contact (1st call resolution)	>= 85%	85.7	🔄	

### 8.2. BASE BUDGET

	YTD Budget \$	YTD Actual \$	Comment
Income	-22,000	-19,000	
Expense	944,000	702,000	
<b>Total Base Budget</b>	<b>921,000</b>	<b>684,000</b>	

### 8.3. PROJECTS

Approved Projects	2013/2014 Budget \$	YTD Actual \$	Status	Comment
Web Content Management System	80,000	0	🔄	Programmed for future Quarter this Financial Year.





Approved Projects	2013/2014 Budget \$	YTD Actual \$	Status	Comment
eBusiness - Smart Forms	75,000	15,000	🔄	Programmed for future Quarter this Financial Year.
Lets Talk Community Engagement	60,000	0	🔄	Programmed for future Quarter this Financial Year.
Market Segmentation Study (City View Review/Communications Plan)	100,000	52	🔄	Programmed for future Quarter this Financial Year.
Community Council Meetings	20,000	1,238	🔄	First meeting in 2013/14 is scheduled for 05/11/13.

Carryover Projects	2013/2014 Budget \$	YTD Actual \$	Status	Comment
Ryde Planning and Business Centre	26,320	13,930	🔄	Project completed end October 2013 - moving to one Saturday per month.
CRM Workflow Update	77,500	1,400	🔄	Project delayed due to resource demands.
Council Resolved Community Engagement	47,724	35,938	🔄	Expenditure relates to carry over consultation undertaken in late 2012/13 year.

## 9. Community and Cultural program

Managing all community services, community development, community buildings and events and driving cultural development.

**Key:** 🟢 On track ✖ Action required ✔ Complete ⊖ Not started ⊘ Cancelled ▶ Deferred

### 9.1. PERFORMANCE INDICATORS

Measure	2013/2014 Target	YTD Progress	Status	Comment
% of project milestones met on time	90%	83%	✖	One milestone missed all projects still on track.
No. of new clients using the home modification service	>= 250	52	🟢	On track to meet yearly target.
No. of children immunised	>= 1600	380	🟢	On track to meet yearly target.
No. of people attending key events and programs conducted by CoR	>= 100000	300	🟢	Citizenship Ceremonies conducted in July and August.
% capacity of leased halls booked (capacity based on 8 hour booking per day)	>= 60%	67%	🟢	On track to meet yearly target.
% customer satisfaction index for halls and meeting room hire service	>= 80%	83%	🟢	54% of respondents were very satisfied with the service, with remainder being satisfied with service.
% capacity of meeting rooms booked (capacity based on 8 hour booking per day)	>= 40%	48%	🟢	

### 9.2. BASE BUDGET

	YTD Budget \$	YTD Actual \$	Comment
Income	-468,000	-462,000	
Expense	817,000	735,000	



	YTD Budget \$	YTD Actual \$	Comment
<b>Total Base Budget</b>	<b>349,000</b>	<b>273,000</b>	

### 9.3. PROJECTS

Approved Projects	2013/2014 Budget \$	YTD Actual \$	Status	Comment
Community Buildings Renewal	158,000	36,995	⊖	Not yet commenced.
Live Neighbourhood Project	49,668	69,235	↻	Live Neighbourhood includes the Bennelong Bicentenary project and is a carry over from previous year. The budget needs to be read in conjunction with Bennelong Bicentenary project. This is corrected in the quarterly adjustments.
Ryde Youth Theatre Group	123,010	9,545	↻	Project was successful in gaining additional grants from State Government.
Community Garden & Nursery	34,344	0	↻	Investigating demountable buildings for site.
Grants Management Software	12,500	11,364	✓	
Temporary Employment of P/T Officer	82,400	0	✓	The recruitment of a partime officer was completed last financial year.
Addington House - Renovation	149,851	105,337	✓	

New Projects	2013/2014 Budget \$	YTD Actual \$	Status	Comment
Operational Asset Management Plan	12,000	0	↻	



Carryover Projects	2013/2014 Budget \$	YTD Actual \$	Status	Comment
Crime Prevention Plan - implementation	22,801	20,144	✓	
Feasibility Study Community Hub-Eastwood	89,250	17,673	🔄	One milestone was achieved later than anticipated. Project is on track.



## 10. Risk Management program

Managing all legal services, procurement and internal auditing, assessing and managing business continuity, risk and disaster management.

**Key:** 🔄 On track ✖ Action required ✔ Complete ⊖ Not started ⊘ Cancelled ▶ Deferred

### 10.1. PERFORMANCE INDICATORS

Measure	2013/2014 Target	YTD Progress	Status	Comment
% of project milestones met on time	90%	NA		

### 10.2. BASE BUDGET

	YTD Budget \$	YTD Actual \$	Comment
Income	-4,000	-20,000	
Expense	388,000	988,000	
<b>Total Base Budget</b>	<b>384,000</b>	<b>968,000</b>	

### 10.3. PROJECTS

Approved Projects	2013/2014 Budget \$	YTD Actual \$	Status	Comment
Automating the Procurement Process	23,500	0	🔄	The procurement framework has been updated and a launch of the updated framework is due for the November leadership forum. It is anticipated that some of the funding may be allocated to the cost involved in recommendations arising from the procurement review being undertaken by Ernst and Young.
Corruption Prevention System	10,000	0	⊖	Programmed for future Quarter this Financial Year.

Carryover Projects	2013/2014 Budget \$	YTD Actual \$	Status	Comment
Internal Audit Quality Assessment	13,000	0	⊖	Programmed for future Quarter this Financial Year.



## 11. Paths and Cycleways program

Developing, managing and maintaining our footpaths and cycleways.

**Key:** ↻ On track ✘ Action required ✓ Complete ⊖ Not started ⊗ Cancelled ▶ Deferred

### 11.1. PERFORMANCE INDICATORS


Measure	2013/2014 Target	YTD Progress	Status	Comment
% of project milestones met on time	90%	100%	↻	


### 11.2. BASE BUDGET

	YTD Budget \$	YTD Actual \$	Comment
Income	-1,000		
Expense	133,000	209,000	
<b>Total Base Budget</b>	<b>132,000</b>	<b>209,000</b>	

### 11.3. PROJECTS

Approved Projects	2013/2014 Budget \$	YTD Actual \$	Status	Comment
Cycleways Construction Renewal	307,660	50,481	⊖	Single project of Blaxland Rd Stage 2 as reported to Works Committee. Procurement of contractors in progress.
Footpath Construction Renewal	232,500	34,956	⊖	
Footpath Construction Expansion	459,840	127,148	↻	Works proceeding.

New Projects	2013/2014 Budget \$	YTD Actual \$	Status	Comment
Mq Park TfNSW ECRL Station Access Works	2,279,370	18,907		Contract let, works in progress. Invoices for August and September not submitted and processed.

Carryover Projects	2013/2014 Budget \$	YTD Actual \$	Status	Comment
Asset Management - Condition Data	18,605	20,260		Carryover activities complete, with finalising of invoices. Remaining asset condition activities being done in-house.



## 12. Environmental program

Monitoring and managing our environmental performance, developing environmental policy and making our community aware of environmental impact.

**Key:** ⊞ On track ✘ Action required ✓ Complete ⊖ Not started ⊗ Cancelled ▶▶ Deferred

### 12.1. PERFORMANCE INDICATORS

Measure	2013/2014 Target	YTD Progress	Status	Comment
% of project milestones met on time	90%	100%	⊞	


### 12.2. BASE BUDGET

	YTD Budget \$	YTD Actual \$	Comment
Income	-3,000	-2,000	
Expense	141,000	135,000	
<b>Total Base Budget</b>	<b>138,000</b>	<b>133,000</b>	

### 12.3. PROJECTS

Approved Projects	2013/2014 Budget \$	YTD Actual \$	Status	Comment
Youth Waste & Environment Project (YEP)	20,000	0	⊞	Project proceeding well.
Business Sustainability - City Switch	15,000	0	⊞	
Hot Water Efficiency in Community Bldgs	111,000	0	⊞	Grant received and contractors have been engaged. Project is proceeding well and in conformity with grant conditions.



Carryover Projects	2013/2014 Budget \$	YTD Actual \$	Status	Comment
Business Audit Program	3,568	7,147		Project will be completed on 18/10/13 and final report will be sent to grant provider on 18/10/13. Project has met all grant conditions and has exceeded expectations. It is anticipated that the project will be completed to budget.

### 13. Strategic City program

Providing strategic direction and planning; and managing the reporting of our corporate performance.

**Key:** 🟢 On track ✖ Action required ✔ Complete ⊖ Not started ⊘ Cancelled ▶ Deferred

#### 13.1. PERFORMANCE INDICATORS

Measure	2013/2014 Target	YTD Progress	Status	Comment
% of project milestones met on time	90%	NA		

#### 13.2. BASE BUDGET

	YTD Budget \$	YTD Actual \$	Comment
Income			
Expense	8,000	10,000	
<b>Total Base Budget</b>	<b>8,000</b>	<b>10,000</b>	

#### 13.3. PROJECTS

Approved Projects	2013/2014 Budget \$	YTD Actual \$	Status	Comment
Review of the Community Strategic Plan	50,000	0	⊖	
CPR system enhancements and dashboard	30,000	0	⊖	



## 14. Land Use Planning program

Planning, delivering and managing our land and urban design and enhancing and informing on our heritage.

Key: 🔄 On track ✖ Action required ✔ Complete ⊖ Not started ⊘ Cancelled ▶ Deferred

### 14.1. PERFORMANCE INDICATORS

Measure	2013/2014 Target	YTD Progress	Status	Comment
% of project milestones met on time	90%	50%	✖	2 of 4 milestones missed and majority of projects are still on track.

### 14.2. BASE BUDGET

	YTD Budget \$	YTD Actual \$	Comment
Income	-4,000	-95,000	
Expense	221,000	265,000	
<b>Total Base Budget</b>	<b>217,000</b>	<b>170,000</b>	

### 14.3. PROJECTS

Approved Projects	2013/2014 Budget \$	YTD Actual \$	Status	Comment
Electronic Developmnt Assessment Project	96,800	0	⊖	Project not started - Software provider in voluntary administration - investigations into best way to ensure this project is completed will be undertaken in Q2. There may be some delay to the project but it is too early to confirm.
Transport Management Ass for Macq Park	250,000	0	🔄	The appointment of the TMA GM occurred Q1. The official launch of the TMA is scheduled for Q2. The first annual general meeting will be held soon after. Council's contribution (\$250K)



Approved Projects	2013/2014 Budget \$	YTD Actual \$	Status	Comment
				will fall due in Q3.
Development Contributions Position	140,000	43,901	✓	Appointment occurred 22/4/13.
Heritage Grants Scheme	20,000	0	↻	Letters sent to owners of Heritage Items 26/7/13 inviting applications. 1 application was received in Q1 and reported to Heritage Advisory Committee in Q2.
Electronic VPA & S94 system	100,000	0	⊖	
Electronic Housing Code	60,000	74	↻	
Meadowbank Station Precinct Master Plan	150,000	0	⊖	Due to commence Q2.



Carryover Projects	2013/2014 Budget \$	YTD Actual \$	Status	Comment
Section 94 Contribution Plan	51,166	11,000	↻	Review of existing s94 Plan, options paper and economic analysis complete. On 24/9/13 Council resolved to prepare a s94A plan and allocated an additional \$130K from the s94 Administration Reserve.
Macquarie Park DCP	120,970	34,456	↻	Ryde DLEP (Amendment 1) exhibited 12/06/13 to 19/07/13. Reported to Council in Q2 - 22/10/13. Scope added to project as council on 09/04/13 resolved to require Risk Management Plan.
Review Stormwater DCP and align WSUD	63,152	19,510	✗	One milestone was missed in the Review of the Stormwater DCP project when additional consultation took place with the internal stakeholders.
Consultant for Nth Ryde Station Precinct	50,000	0	⊘	Council resolved to cancel project at its meeting of 24/09/2013.

## 15. Traffic & Transport program

Managing our transport, traffic and car parking; developing sustainable transport options.

Key:  On track  Action required  Complete  Not started  Cancelled  Deferred



### 15.1. PERFORMANCE INDICATORS

Measure	2013/2014 Target	YTD Progress	Status	Comment
% of project milestones met on time	90%	100%		
No. of passengers transported by Top Ryder Community Bus Service	>= 50000	16,399		On track to meet yearly target.

### 15.2. BASE BUDGET

	YTD Budget \$	YTD Actual \$	Comment
Income	-94,000	-84,000	
Expense	180,000	181,000	
<b>Total Base Budget</b>	<b>85,000</b>	<b>97,000</b>	

### 15.3. PROJECTS

Approved Projects	2013/2014 Budget \$	YTD Actual \$	Status	Comment
Traffic Facilities Renewal	187,580	30,835		Bulk of works programmed for 3rd and 4th quarter.
Car Park Renewal	154,500	23,175		Not yet commenced.

Approved Projects	2013/2014 Budget \$	YTD Actual \$	Status	Comment
Top Ryder Community Bus Service	297,000	73,856	⊕	Top Ryder passenger numbers continue to grow. However Optus business contract ceased 30/08/13 creating funding shortfall. Report to Council late November 2013 to consider future funding of the service.
Bus Shelters - new	42,440	6,366	⊖	Project Management fee committed.
Bus Stop DDA compliance	84,870	12,731	⊕	works in progress.
Bus Stop Seats - new	31,830	4,775	⊕	seats purchased and installation to be done through the year.
Traffic Committee Capital Works	91,500	15,000	⊕	Done progressively through the year from Traffic Committee items adopted by Council.

Carryover Projects	2013/2014 Budget \$	YTD Actual \$	Status	Comment
Meadowbank/Gladesville Traffic Study	143,615	58,692	⊕	Timing of study subject to Council resolutions & consultations, expected to occur over Q3 and Q4.
Agincourt Rd - Balaclava Rd TCS	529,165	0	⊕	Some delay to programmed timing due to excessively high price of tenders. Project has been split between civil and electrical parts and being re-tendered. Works expected to commence Q3 and be finalised by end of Q4. Works are for and being funded by RMS.
Rowe Street Eastwood - Traffic Calming	18,672	898	⊕	Minor works still to be completed. Due for completion Q2.

## 16. Economic Development program

Business sector and economic development.

Key:  On track  Action required  Complete  Not started  Cancelled  Deferred



### 16.1. PERFORMANCE INDICATORS

Measure	2013/2014 Target	YTD Progress	Status	Comment
% of project milestones met on time	90%	100%		

### 16.2. BASE BUDGET

	YTD Budget \$	YTD Actual \$	Comment
Income	-1,000	-1,000	
Expense	40,000	40,000	
<b>Total Base Budget</b>	<b>39,000</b>	<b>39,000</b>	

### 16.3. PROJECTS

Approved Projects	2013/2014 Budget \$	YTD Actual \$	Status	Comment
Economic Development Plan Implementation	40,000	3,947		Business Directory complete - 315 businesses listed Ryde Business Bootcamp held 09-11/9/13 Business Master Class workshops held 17/07/13 and 18/09/13 Skilled Migrant Worker and Conversational English Workshops commenced 17/07/13 Business retention and expansion Survey complete.
Implementation-Macq Park Marketing Plan	96,930	3,510		In Q1 "Meet Macquarie Park Guide" was completed and





Approved Projects	2013/2014 Budget \$	YTD Actual \$	Status	Comment
				distributed to employers in Macquarie Park and the Business Database was completed. Planning complete for Festival of the Minds (TED X) in Q2 on 19/10/2013.

Carryover Projects	2013/2014 Budget \$	YTD Actual \$	Status	Comment
Macquarie Park Website	49,350	4,187	🔄	Commencement delayed due to Marketing Group pre-testing. Due for completion in Q2, with further expenditure committed.
City of Ryde Food & Festivals Guide	14,450	4,300	✓	Project completed under-budget. Reprints distributed in Q1.



## 17. Organisational Development program

Addressing workforce planning, driving culture and performance, assessing process efficiency and overseeing all corporate communications.

**Key:** 🔄 On track ✖ Action required ✓ Complete ⊖ Not started ⊗ Cancelled ▶ Deferred

### 17.1. PERFORMANCE INDICATORS

Measure	2013/2014 Target	YTD Progress	Status	Comment
% of project milestones met on time	90%	100%	🔄	

### 17.2. BASE BUDGET

	YTD Budget \$	YTD Actual \$	Comment
Income	-1,000	-2,000	
Expense	34,000	23,000	
<b>Total Base Budget</b>	<b>32,000</b>	<b>21,000</b>	

### 17.3. PROJECTS

Carryover Projects	2013/2014 Budget \$	YTD Actual \$	Status	Comment
Performance Review Process	24,481	8,400	🔄	
PMCOR System Development	35,000	598	🔄	
Best Value Reviews (annual)	13,814	8,070	✓	
Internal Communication (Incl Intranet)	32,696	0	🔄	Funds recommended to be reallocated to new Web CMS system

Carryover Projects	2013/2014 Budget \$	YTD Actual \$	Status	Comment
--------------------	------------------------	------------------	--------	---------

to provide for an integrated and streamlined approach.



## 18. Foreshore program

Managing all aspects of our foreshore.

**Key:** ✔ On track ✘ Action required ✓ Complete ⊖ Not started ⊘ Cancelled ▶ Deferred

### 18.1. PERFORMANCE INDICATORS

Measure	2013/2014 Target	YTD Progress	Status	Comment
% of project milestones met on time	90%	NA		

### 18.2. BASE BUDGET

	YTD Budget \$	YTD Actual \$	Comment
Income			
Expense	14,000	4,000	
<b>Total Base Budget</b>	<b>14,000</b>	<b>4,000</b>	

### 18.3. PROJECTS

Approved Projects	2013/2014 Budget \$	YTD Actual \$	Status	Comment
Seawalls/Retaining Walls Refurbishment	53,000	7,950	⊖	Programmed to be done Q4 and continue into next financial year as single project using both financial year funding.

## 19. Regulatory program

Delivering all our regulatory assessments and activities, including building regulations, environmental regulations, road, parking and footpath enforcement and animal management.

**Key:** 🟢 On track ✖ Action required ✔ Complete ⊖ Not started ⊘ Cancelled ▶ Deferred

### 19.1. PERFORMANCE INDICATORS

Measure	2013/2014 Target	YTD Progress	Status	Comment
% of project milestones met on time	90%	NA		
Total development value of approved development applications (in \$million - cumulative)	NA	\$129M	🟢	
Mean number of DAs processed per person	60	27	🟢	On track for annual target.
DA assessment time (days) - against the Group 3 benchmark (Mean Gross Assessment Time)	78	72.5	🟢	
Mean gross DA determination times: Residential alterations and additions (against 10-11 Group 3 Average)	70	62	🟢	
Mean gross DA determination times: Single new dwelling (against 10-11 Group 3 Average)	73	102	✖	Further significant improvement requires simplification of Council's DCP controls for dwelling houses. A review of these controls was placed on hold by Council on 26 July 2012 but is now likely to be reconsidered in the first half of 2014.
Mean gross DA determination times: Commercial, retail, office (against 10-11 Group 3 Average)	74	67	🟢	
No. of DAs in each category - residential	NA	52	🟢	
No. of DAs in each category - single new dwelling	NA	27	🟢	

Measure	2013/2014 Target	YTD Progress	Status	Comment
No. of DAs in each category - commercial, retail, office	NA	44	🔄	
No. of food premises inspections	>= 1000	180	🔄	On track to meet yearly target. One staff member on extended Long Service leave.

## 19.2. BASE BUDGET

	YTD Budget \$	YTD Actual \$	Comment
Income	-1,575,000	-2,134,000	
Expense	1,931,000	1,718,000	
<b>Total Base Budget</b>	<b>357,000</b>	<b>-417,000</b>	

## 19.3. PROJECTS

Approved Projects	2013/2014 Budget \$	YTD Actual \$	Status	Comment
Boarding House Project	53,040	0	🔄	

Carryover Projects	2013/2014 Budget \$	YTD Actual \$	Status	Comment
Macquarie Park Parking Scheme Upgrade	152,386	17,640	✓	

## 20. Waste and Recycling program

Managing our domestic and commercial waste services, educating on and facilitating recycling and disposal services.

**Key:** 🔄 On track ✖ Action required ✔ Complete ⊖ Not started ⊘ Cancelled ▶ Deferred

### 20.1. PERFORMANCE INDICATORS

Measure	2013/2014 Target	YTD Progress	Status	Comment
% of project milestones met on time	90%	100%	🔄	

### 20.2. BASE BUDGET

	YTD Budget \$	YTD Actual \$	Comment
Income	14,131,000	15,148,000	
Expense	2,761,000	2,256,000	
<b>Total Base Budget</b>	<b>11,369,000</b>	<b>12,892,000</b>	

### 20.3. PROJECTS

Approved Projects	2013/2014 Budget \$	YTD Actual \$	Status	Comment
Home Waste & Sustainability Project	79,871	12,540	🔄	This 2 year project is into it's 2nd year and is proceeding well.
No Littering - Eastwood	50,000	0	⊖	Awaiting grant approval.
Too Good To Waste	54,000	2,808	🔄	

Approved Projects	2013/2014 Budget \$	YTD Actual \$	Status	Comment
Porters Ck Protection Earthwrks&Reconfig	624,000	101,195	🔄	Specialist's report received and being reviewed.

New Projects	2013/2014 Budget \$	YTD Actual \$	Status	Comment
Living on the Block	0	885	🔄	
Construction Waste & Screening	0	0	🔄	Tender process underway. Expected delivery in Q2.





## 21. Internal Corporate Services program

Developing and managing our information, records and corporate knowledge; implementing information technology, communications, business, financial and HR infrastructure and services. Managing our fleet and plant; planning and developing assets; all project management and administrative support.

**Key:** 🔄 On track ✖ Action required ✔ Complete ⊖ Not started ⊘ Cancelled ▶ Deferred

### 21.1. PERFORMANCE INDICATORS

Measure	2013/2014 Target	YTD Progress	Status	Comment
% of project milestones met on time	90%	50%	✖	One milestone missed all projects still on track.
% return on investment over the standard investment benchmark (ie. Bank Bill Swap Reference Rate (Australian financial market) - BBSW)	>= 0.85%	1.49	🔄	Whilst the official cash rate is dropping we are holding our own with still making good returns on investments, and outstripping the benchmark.

### 21.2. BASE BUDGET

	YTD Budget \$	YTD Actual \$	Comment
Income	49,254,000	49,774,000	
Expense	3,159,000	-10,000	
<b>Total Base Budget</b>	<b>46,095,000</b>	<b>49,784,000</b>	

### 21.3. PROJECTS

Approved Projects	2013/2014 Budget \$	YTD Actual \$	Status	Comment
-------------------	---------------------	---------------	--------	---------

Approved Projects	2013/2014 Budget \$	YTD Actual \$	Status	Comment
Information Technology Renewals	1,289,769	59,445	🔄	
Plant & Fleet Purchases	2,750,000	567,869	🔄	
GPIMS - System Development	128,450	290	🔄	
Kiosk Online Timesheets	10,000	0	🚫	After some further discussion with Frontier Software, it is proposed that this project be cancelled. It has been determined that what had originally been outlined cannot be achieved organisational goals efficiently or cost effectively.
Upgrade of Telephony System	150,000	0	🔄	Project has not commenced - procurement documentation is being prepared.
TechOne Enhancements	439,926	0	🔄	The new Project Manager has commenced and a revised project plan for the remainder of the year will be completed by the end of October. It is anticipated that the System Functionality changes (20 in total) will be completed by December 2013. It is also anticipated that we will finish the four modules commenced in 2012/2013 by March 2014, and the new Developer Levies and Estimates by June 2014. We anticipate having commenced two other modules by June 2014, ready to roll into 2014/2015, in line with the project plan.

Carryover Projects	2013/2014 Budget \$	YTD Actual \$	Status	Comment
Review and Update HR Policies	11,240	4,240	🔄	The final milestone for this project has not been met due to some revisions required from the provider It has been agreed that these will be rectified at no cost to Council and by end



Carryover Projects	2013/2014 Budget \$	YTD Actual \$	Status	Comment
				2013/early 2014 at the latest.
High Speed Scanner/OCR matching software	1,680	0	✓	This project is complete and the additional funds will not be required as the scanner has been purchased. Permission will be sought to move these funds to the TechOne Enhancement project to use with the TechOne side of the project, as there may be some need for consultants to configure Ezescan further for uploading to TechOne.
Budgeting Tool Software - Purchase	10,200	0	↻	There are only two aspects left for updating: Bonds and Guarantees – These were delayed due to staff being involved with the annual financial statements. Commitments from Works & Assets to the GL screen - This was overlooked by the Consultant and should be finished by the end of October 2013

## Appendix A – Reserve Listing Report

Natural Account	Description	13/14 Opening Balance	Budget To Reserve	Budget From Reserve	13/14 Budget Result	Review To Reserve	Review From Reserve	13/14 Review Result
<b>93001 - Internally Restricted Revenues</b>								
8301	Stockland Creche Contribution Voluntary Planning Agreement Reserve	249,755.25		-249,755.00	0.25			0.25
8302	Asset Replacement Reserve	2,228,357.59	3,455,640.00	-146,809.00	2,081,548.59		283,686.00	2,081,548.59
8304	Plant Replacement Reserve	9,065,295.15	2,679,100.00	-5,441,714.00	7,079,221.15			7,362,907.15
8305	Ryde Aquatic Leisure Centre Reserve	2,010,921.35	3,633,370.00	-3,080,340.00	1,609,681.35			1,609,681.35
8306	Financial Security Reserve	2,441,422.60		-3,895,500.00	2,179,292.60			2,179,292.60
8307	Public Art Reserve	3,437,878.13		-217,665.00	3,437,878.13			3,437,878.13
8308	Council Election Reserve	136,153.00	120,000.00		-81,512.00			-81,512.00
8309	Investment Property Reserve	345,938.21		-1,152,927.00	465,938.21			465,938.21
8311	Civic Precinct Redevelopment Reserve	15,639,830.74			14,486,903.74			14,486,903.74
8312	Carryover Works Reserve	1,258,412.71		-609,679.00	648,733.71		40,627.00	648,733.71
8314	Porters Creek Reserve	2,766,732.49		-2,770,830.00	-4,097.51			36,529.49
8318	Insurance Fluctuation Reserve	199,348.89		-10,000.00	199,348.89		-140,000.00	199,348.89
8319	OHS & Injury Management Reserve	414,147.42			404,147.42			264,147.42
8320	Public Domain Plan Reserve	75,699.99			75,699.99			75,699.99
8321	Planning Proposal Reserve	138,602.00			138,602.00			138,602.00
8322		35,000.00			35,000.00			35,000.00
	<b>Total Internally Restricted Revenues</b>	<b>40,443,495.52</b>	<b>9,888,110.00</b>	<b>-17,575,219.00</b>	<b>32,756,386.52</b>		<b>184,313.00</b>	<b>32,940,699.52</b>
<b>93002 - Internally Restricted Liabilities</b>								
8327	Employee Leave Entitlements Reserve	3,110,461.93	60,000.00		3,170,461.93			3,170,461.93
8328	Refundable Deposits Reserves	8,047,781.32	20,000.00		8,067,781.32			8,067,781.32
8329	Interest on Refundable Deposits Reserve	377,366.19			377,366.19			377,366.19

## Appendix A – Reserve Listing Report

<i>Natural Account</i>	<i>Description</i>	<i>13/14 Opening Balance</i>	<i>Budget To Reserve</i>	<i>Budget From Reserve</i>	<i>13/14 Budget Result</i>	<i>Review To Reserve</i>	<i>Review From Reserve</i>	<i>13/14 Review Result</i>
<b>Total Internally Restricted Liabilities</b>		<b>11,535,609.44</b>	<b>80,000.00</b>		<b>11,615,609.44</b>			<b>11,615,609.44</b>
<b>93003 - Section 94 Contribution Reserves</b>								
8351	Community & Cultural Facilities Reserve	<b>4,412,902.41</b>		-39,975.00	<b>4,372,927.41</b>	864,128.00		<b>5,237,055.41</b>
8352	Open Space & Recreation Facilities Reserve	<b>7,365,195.10</b>		-409,325.00	<b>6,955,870.10</b>	2,541,148.00		<b>9,497,018.10</b>
8353	Roads & Traffic Management Facilities Reserve	<b>3,304,080.76</b>		-526,415.00	<b>2,777,665.76</b>	283,884.00	-115,000.00	<b>2,946,549.76</b>
8354	Stormwater Management Facilities Reserve	<b>6,319,109.11</b>		-1,609,944.00	<b>4,709,165.11</b>	411,094.00		<b>5,120,259.11</b>
8355	Section 94 Plan Administration Reserve	<b>715,535.32</b>		-291,166.00	<b>424,369.32</b>	42,098.00	-130,000.00	<b>336,467.32</b>
<b>Total Section 94 Contribution Reserves</b>		<b>22,116,822.70</b>		<b>-2,876,825.00</b>	<b>19,239,997.70</b>	<b>4,142,352.00</b>	<b>-245,000.00</b>	<b>23,137,349.70</b>
<b>93004 - Other External Restrictions</b>								
8376	Domestic Waste Management Reserve	<b>4,789,947.01</b>	15,260,960.00	-16,943,631.00	<b>3,107,276.01</b>		-204,887.00	<b>2,902,389.01</b>
8377	External Drainage Works Contribution Reserve	<b>197,546.32</b>			<b>197,546.32</b>			<b>197,546.32</b>
8378	Macquarie Park Corridor Special Rate Reserve	<b>1,818,318.09</b>	1,276,960.00	-2,272,795.00	<b>822,483.09</b>		-223,362.00	<b>599,121.09</b>
8379	Stormwater Management Service Charge Reserve	<b>1,401,338.35</b>	992,170.00	-977,008.00	<b>1,416,500.35</b>		-302,000.00	<b>1,114,500.35</b>
<b>Total Other External Restrictions</b>		<b>8,207,149.77</b>	<b>17,530,090.00</b>	<b>-20,193,434.00</b>	<b>5,543,805.77</b>		<b>-730,249.00</b>	<b>4,813,556.77</b>
<b>93005 - Unexpended Grants Reserves</b>								
8401	U/Exp Grant - Home Modification & Maintenance	<b>247,296.70</b>	67,400.00		<b>314,696.70</b>			<b>314,696.70</b>
8403	U/Exp Grant - Volunteer Referral	<b>15,649.90</b>	6,180.00		<b>21,829.90</b>			<b>21,829.90</b>

## Appendix A – Reserve Listing Report

<i>Natural Account</i>	<i>Description</i>	<i>13/14 Opening Balance</i>	<i>Budget To Reserve</i>	<i>Budget From Reserve</i>	<i>13/14 Budget Result</i>	<i>Review To Reserve</i>	<i>Review From Reserve</i>	<i>13/14 Review Result</i>
	Agency							
8404	U/Exp Grant - Library Local Priority							
8408	U/Exp Grant - Urban Sustain Program - Looking Glass Bay	<b>49,563.00</b>			<b>49,563.00</b>			<b>49,563.00</b>
8409	U/Exp Grant - Consolidated LEP for Ryde	<b>72,142.14</b>		-15,000.00	<b>57,142.14</b>		-10,184.00	<b>46,958.14</b>
8413	U/Exp Grant - Sydney North/Sydney West Tussock Paspalum 06/11	<b>8,633.95</b>			<b>8,633.95</b>			<b>8,633.95</b>
8415	U/Exp Grant - Buffalo Creek - (SQID)	<b>18,778.31</b>			<b>18,778.31</b>			<b>18,778.31</b>
8416	U/Exp Grant - Financial Assistance Grants	<b>1,113,320.00</b>			<b>1,113,320.00</b>		-1,113,320.00	
8417	U/Exp Grant - Road Services Unit Management	<b>430,748.00</b>			<b>430,748.00</b>		-430,748.00	
8418	U/Exp Grant - Macquarie Park Master Plan	<b>30,000.00</b>			<b>30,000.00</b>			<b>30,000.00</b>
8419	U/Exp Grant - Sydney Water Business Audit Program	<b>3,568.19</b>		-3,568.00	<b>0.19</b>			<b>0.19</b>
8426	U/Exp Grant - Noxious Weeds Management	<b>3,218.66</b>			<b>3,218.66</b>			<b>3,218.66</b>
8427	U/Exp Grant - Rivers to Rivers Corridor	<b>11,013.29</b>		-11,013.00	<b>0.29</b>			<b>0.29</b>
8429	U/Exp Grant - NSW Sport Regrading & Levelling	<b>57,275.41</b>		-57,275.00	<b>0.41</b>			<b>0.41</b>
8432	U/Exp Grant - Eastwood Floodplain Risk	<b>720.88</b>			<b>720.88</b>			<b>720.88</b>
8433	U/Exp Grant - Liberty Swing Dunbar Park	<b>7,763.13</b>			<b>7,763.13</b>			<b>7,763.13</b>
8434	U/Exp Grant - Sport Development Program	<b>542.76</b>			<b>542.76</b>			<b>542.76</b>
8435	U/Exp Grant - WASIP	<b>1,470,907.79</b>	657,800.00	-582,652.00	<b>1,546,055.79</b>		-476,029.00	<b>1,070,026.79</b>
8436	U/Exp Grant - Yamble Reserve- All Abilities Playground							
8437	U/Exp Grant - Playing Field Lighting Upgrade	<b>14,500.00</b>			<b>14,500.00</b>			<b>14,500.00</b>
8438	U/Exp Grant - Parramatta River Catchments Floodplain	<b>25,000.00</b>			<b>25,000.00</b>			<b>25,000.00</b>
8439	U/Exp Grant - Vacation Care Program Grant	<b>5,253.73</b>			<b>5,253.73</b>			<b>5,253.73</b>
8440	U/Exp Grant - Crime Prevention Plan	<b>22,801.00</b>		-22,801.00				

## Appendix A – Reserve Listing Report

<i>Natural Account</i>	<i>Description</i>	<i>13/14 Opening Balance</i>	<i>Budget To Reserve</i>	<i>Budget From Reserve</i>	<i>13/14 Budget Result</i>	<i>Review To Reserve</i>	<i>Review From Reserve</i>	<i>13/14 Review Result</i>
	Grant							
8441	U/Exp Grant - Save Power Supplementary							
8442	U/Exp Grant - Shaftsbury/ Glen Roundabout (RTA)							
8443	U/Exp Grant - Curzon St/ Smith St Pedestrian (RTA)	<b>765.05</b>			<b>765.05</b>			<b>765.05</b>
8445	U/Exp Grant - Quarry Road Resurfacing Program (RTA)							
8446	U/Exp Grant - Vimiera Road Traffic Facilities Renew (RTA)	<b>1,959.22</b>			<b>1,959.22</b>			<b>1,959.22</b>
8447	U/Exp Grant - M2 Advertising Public Benefit (RMS)		30,000.00		<b>30,000.00</b>	-30,000.00		
8451	U/Exp Grant - Rowe St Eastwood Traffic Calming	<b>623.11</b>		-623.11				
8452	U/Exp Grant - Active in Ryde Program Implementation	<b>2,891.17</b>		-2,891.00	<b>0.17</b>			<b>0.17</b>
8453	U/Exp Grant - MQ Park TfNSW ECRL	<b>1,879,370.40</b>		-1,879,370.00	<b>0.40</b>			<b>0.40</b>
8454	U/Exp Grant - Putney Park Graffiti Hotspot Program	<b>100,000.00</b>			<b>100,000.00</b>			<b>100,000.00</b>
8455	U/Exp Grant - Planning for Ageing Population	<b>42,000.00</b>			<b>42,000.00</b>			<b>42,000.00</b>
	<b>Total Unexpended Grants Reserves</b>	<b>5,636,305.79</b>	<b>761,380.00</b>	<b>-2,575,193.11</b>	<b>3,822,492.68</b>	<b>-30,000.00</b>	<b>-2,030,281.00</b>	<b>1,762,211.68</b>
<b>Internal Loans</b>								
8901	Internal Loan - RALC Reserve	<b>-687,859.87</b>		-1,612,140.00	<b>-2,299,999.87</b>			<b>-2,299,999.87</b>
	<b>Total Internal Loans</b>	<b>-687,859.87</b>		<b>-1,612,140.00</b>	<b>-2,299,999.87</b>			<b>-2,299,999.87</b>
<b>TOTAL RESERVES</b>		<b>87,251,523.35</b>	<b>28,259,580.00</b>	<b>-44,832,811.11</b>	<b>70,678,292.24</b>	<b>4,112,352.00</b>	<b>-2,821,217.00</b>	<b>71,969,427.24</b>
	Net Transfer			-16,573,231.11	<b>-16,573,231.11</b>		1,291,135.00	<b>-15,282,096.11</b>

## Appendix B – 2013/14 Quarterly Changes Report

			<i>Approved Budget 2013/2014</i>	<i>Actual 2013/2014</i>	<i>Proposed Changes 2013/2014</i>	<i>Comments</i>
--	--	--	--	-----------------------------	---	-----------------

### Organisational Development program

1030084	Performance Review Process	NCP Exp	24,481		6,000	Project required \$6,000 to complete software development.
1030113	Internal Communication (Incl Intranet)	NCP Exp	32,696		(32,696)	Moving from SOD budget to Media and Communication in accordance with approved restructure.
<b>Total Organisational Development program</b>					<b>(26,696)</b>	

### Risk Management program

1611135	Insurance Premiums	Op Exp		7,286	45,900	Internal transfer of budget.
1611139	Internal Audit	Op Exp	1,000	2,051	1,500	Additional licensing costs for Internal Audit software.
1611139	Internal Audit	Op Exp	23,400	53,511	140,000	Consultants fees BDO, DHS review and Procurement review by Ernst and Young to be transferred from Insurance Fluctuation.
1611139	Internal Audit	Op Exp		8,749	10,000	Temporary increased Internal Audit resources as reported to Council in August 2013.
1611211	Risk Management	Op Exp	45,900	2,591	(45,900)	Internal transfer of budget.
1611139	Internal Audit	From Res			(140,000)	Consultants fees BDO, DHS review and Procurement review by Ernst and Young to be transferred from Insurance Fluctuation.
<b>Total Risk Management program</b>					<b>11,500</b>	





## Appendix B – 2013/14 Quarterly Changes Report

				<i>Approved Budget 2013/2014</i>	<i>Actual 2013/2014</i>	<i>Proposed Changes 2013/2014</i>	<i>Comments</i>
--	--	--	--	--	-----------------------------	---	-----------------

### Community and Cultural program

5510515	4 Cutler Parade - North Ryde Early Childhood Centre	Op Exp	1,100	129	(1,100)	Consolidating accounts for 4 Cutler Parade - North Ryde Early Childhood Centre program.
5510515	4 Cutler Parade - North Ryde Early Childhood Centre	Op Exp	2,000	433	(2,000)	Consolidating accounts for 4 Cutler Parade - North Ryde Early Childhood Centre program.
5510515	4 Cutler Parade - North Ryde Early Childhood Centre	Op Exp	200		(200)	Consolidating accounts for 4 Cutler Parade - North Ryde Early Childhood Centre program.
5510515	4 Cutler Parade - North Ryde Early Childhood Centre	Op Exp	900		(900)	Consolidating accounts for 4 Cutler Parade - North Ryde Early Childhood Centre program.
5510515	4 Cutler Parade - North Ryde Early Childhood Centre	Op Exp	300	15	(300)	Consolidating accounts for 4 Cutler Parade - North Ryde Early Childhood Centre program.
5510515	4 Cutler Parade - North Ryde Early Childhood Centre	Op Exp	200		(200)	Consolidating accounts for 4 Cutler Parade - North Ryde Early Childhood Centre program.
5510515	4 Cutler Parade - North Ryde Early Childhood Centre	Op Exp	1,740		(1,740)	Consolidating accounts for 4 Cutler Parade - North Ryde Early Childhood Centre program.
5510515	4 Cutler Parade - North Ryde Early Childhood Centre	Op Exp	430		(430)	Consolidating accounts for 4 Cutler Parade - North Ryde Early Childhood Centre program.
5510515	4 Cutler Parade - North Ryde Early Childhood Centre	Op Exp	1,740		(1,740)	Consolidating accounts for 4 Cutler Parade - North Ryde Early Childhood Centre program.
5510515	4 Cutler Parade - North Ryde Early Childhood Centre	Op Exp	870		(870)	Consolidating accounts for 4 Cutler Parade - North Ryde Early Childhood Centre program.
5510515	4 Cutler Parade - North Ryde Early Childhood Centre	Op Exp	1,310		(1,310)	Consolidating accounts for 4 Cutler Parade - North Ryde Early Childhood Centre program.
5510515	4 Cutler Parade - North Ryde Early Childhood Centre	Op Exp	2,610		(2,610)	Consolidating accounts for 4 Cutler Parade - North Ryde Early Childhood Centre program.
5510516	4 Cutler Parade - North Ryde Community Aid	Op Exp			1,100	Consolidating accounts for 4 Cutler Parade - North Ryde Early Childhood Centre program.



## Appendix B – 2013/14 Quarterly Changes Report

			<i>Approved Budget 2013/2014</i>	<i>Actual 2013/2014</i>	<i>Proposed Changes 2013/2014</i>	<i>Comments</i>
5510516	4 Cutler Parade - North Ryde Community Aid	Op Exp			2,000	Consolidating accounts for 4 Cutler Parade - North Ryde Early Childhood Centre program.
5510516	4 Cutler Parade - North Ryde Community Aid	Op Exp			200	Consolidating accounts for 4 Cutler Parade - North Ryde Early Childhood Centre program.
5510516	4 Cutler Parade - North Ryde Community Aid	Op Exp			900	Consolidating accounts for 4 Cutler Parade - North Ryde Early Childhood Centre program.
5510516	4 Cutler Parade - North Ryde Community Aid	Op Exp	800	178	300	Consolidating accounts for 4 Cutler Parade - North Ryde Early Childhood Centre program.
5510516	4 Cutler Parade - North Ryde Community Aid	Op Exp			200	Consolidating accounts for 4 Cutler Parade - North Ryde Early Childhood Centre program.
5510516	4 Cutler Parade - North Ryde Community Aid	Op Exp	70		1,740	Consolidating accounts for 4 Cutler Parade - North Ryde Early Childhood Centre program.
5510516	4 Cutler Parade - North Ryde Community Aid	Op Exp	40		430	Consolidating accounts for 4 Cutler Parade - North Ryde Early Childhood Centre program.
5510516	4 Cutler Parade - North Ryde Community Aid	Op Exp	70		1,740	Consolidating accounts for 4 Cutler Parade - North Ryde Early Childhood Centre program.
5510516	4 Cutler Parade - North Ryde Community Aid	Op Exp	100		870	Consolidating accounts for 4 Cutler Parade - North Ryde Early Childhood Centre program.
5510516	4 Cutler Parade - North Ryde Community Aid	Op Exp	140		1,310	Consolidating accounts for 4 Cutler Parade - North Ryde Early Childhood Centre program.
5510516	4 Cutler Parade - North Ryde Community Aid	Op Exp	280	29	2,610	Consolidating accounts for 4 Cutler Parade - North Ryde Early Childhood Centre program.
6411069	Corporate/Regional Events	Op Exp			5,500	Transferring budget to correct service unit.
6411069	Corporate/Regional Events	Op Exp			1,000	Transferring budget to correct service unit.
6711069	Corporate/Regional Events	Op Exp	5,500		(5,500)	Transferring budget to correct service unit.
6711069	Corporate/Regional Events	Op Exp	1,000		(1,000)	Transferring budget to correct service unit.

## Appendix B – 2013/14 Quarterly Changes Report

			<i>Approved Budget 2013/2014</i>	<i>Actual 2013/2014</i>	<i>Proposed Changes 2013/2014</i>	<i>Comments</i>
6930045	Live Neighbourhood Project	NCP Exp		3,000	80,000	Funding reallocated from another account to this project and no net change to the budget.
<b>Total Community and Cultural program</b>					<b>80,000</b>	

### Customer and Community Relations program

6530058	Branding & Marketing Plan City of Ryde	NCP Exp			50,000	Project has not been completed in 2012/13 financial year and unspent funding has not been carried forward to 2013/14.
6530458	Web Content Management System	NCP Exp	80,000		32,696	Transfer from SOD budget in accordance with approved restructure.
<b>Total Customer and Community Relations program</b>					<b>82,696</b>	

### Open Space, Sport & Recreation program

7411095	ELS Hall Park	Op Exp			20,000	Adjustment of existing budget to reflect expenditure against correct activity.
7411111	Firebreaks	Op Exp	68,900		(35,700)	Adjustment of existing budget to reflect expenditure against correct activity.
7411262	Walking Trails	Op Exp	36,500	4,594	(20,000)	Adjustment of existing budget to reflect expenditure against correct activity.
7411443	Bush Regeneration Various	Op Exp			35,700	Adjustment of existing budget to reflect expenditure against correct activity.
50011	Sportsfield Floodlighting Renewal	Cap Inc	(60,000)		60,000	No user contribution available towards this project.
50011	Sportsfield Floodlighting Renewal	Cap Exp	150,000	22,500	(60,000)	User group contribution not forthcoming and report will be provided to Council to reduce the scope.

## Appendix B – 2013/14 Quarterly Changes Report

			<i>Approved Budget 2013/2014</i>	<i>Actual 2013/2014</i>	<i>Proposed Changes 2013/2014</i>	<i>Comments</i>
50015	Sportsground Amenities Upgrades Renewal	Cap Inc			(163,000)	Additional contribution from AFL NSW holders.
50015	Sportsground Amenities Upgrades Renewal	Cap Exp	536,584	77,145	123,816	Transfer of savings to fund repair works to RCSC.
50015	Sportsground Amenities Upgrades Renewal	From Res	(59,184)		39,184	Return of funds to Sports Ground Amenities Program.
5422010	Playing Field Lighting Upgrade (ESD, POT p.58)	Cap Exp	78,728		(78,728)	Return of funds to Sports Field Floodlighting Expansion Program.
51011	Sportsfield Floodlighting Expansion	Cap Exp	187,831	2,124	78,728	Transfer of savings to fund Morrison Bay Floodlighting Project.
51011	Sportsfield Floodlighting Expansion	From Res	(120,641)		(78,728)	Transfer of savings to fund Morrison Bay Floodlighting.
5422010	Playing Field Lighting Upgrade (ESD, POT p.58)	From Res	(78,728)		78,728	Transfer of savings to Sports Field Floodlighting Expansion Program.
51015	Sportsground Amenities Upgrades Expansion	Cap Exp	219,534	3,115	39,184	Transfer of savings to fund Santa Rosa Park Amenities Project.
51015	Sportsground Amenities Upgrades Expansion	From Res	(219,534)		(39,184)	Transfer of savings to fund Santa Rosa Park Amenities Project.
<b>Total Open Space, Sport &amp; Recreation program</b>						

### Centres and Neighbourhood program

8730045	Public Art - Live Neighbourhood Project	NCP Exp			(80,000)	Funding reallocated to another account and no net change to the budget.
50007	Neighbourhood Centre Renewal	Cap Exp	487,059	161,264	54,936	Transfer funds from Rowe Street Detailed Design as a result of Capital Works Project Steering Committee on 6 August 2013.
50023	Town Centre Upgrade Implementation Renewal	Cap Exp	1,706,177	286,601	(54,936)	Transfer to Neighbourhood Centre Renewal as a result of Capital Works Project Steering Committee on 6 August 2013 to fund Sager Place and Quarry

## Appendix B – 2013/14 Quarterly Changes Report

			<i>Approved Budget 2013/2014</i>	<i>Actual 2013/2014</i>	<i>Proposed Changes 2013/2014</i>	<i>Comments</i>
						Road design phase.
4740597	Public Domain Upgrade Waterloo Rd	Cap Exp	335,159		223,362	Works & Community Committee meeting on 6 Aug 2013 allocated an additional \$174K to allow the completion of the public domain upgrade works. In accordance with Australian Telco legislation council must comply with the requirements of utilities organisations. Due to new policies regarding asbestos Telstra pits in particular require to be replaced rather than simply adjusted. Utilities costs were allowed in the original budget estimate but the Service Providers requirements exceed the allowed budget. An additional \$49,362 is required to meet utilities requirements and comply with Federal Legislation.
4740597	Public Domain Upgrade Waterloo Rd	From Res	(335,159)		(223,362)	Works and Community Committee meeting on 6 August 2013 to allow the completion of the public domain upgrade works.
<b>Total Centres and Neighbourhood program</b>					<b>(80,000)</b>	

### Internal Corporate Services program

1211142	Investment Income	Op Inc	(74,900)		74,900	Adjust investment income to reflect change in investment and cash rates.
1211142	Investment Income	Op Inc	(511,600)	(199,594)	(186,500)	Adjust investment income to reflect change in investment and cash rates.
1211142	Investment Income	Op Inc	(174,000)	(85,120)	(69,500)	Adjust investment income to reflect change in investment and cash rates.
1211142	Investment Income	Op Inc	(2,372,800)	(690,381)	(296,700)	Adjust investment income to reflect change in investment and cash rates.

## Appendix B – 2013/14 Quarterly Changes Report

			<i>Approved Budget 2013/2014</i>	<i>Actual 2013/2014</i>	<i>Proposed Changes 2013/2014</i>	<i>Comments</i>
1211142	Investment Income	Op Inc	(30,400)		30,400	Adjust investment income to reflect change in investment and cash rates.
1211142	Investment Income	Op Inc		(30,740)	(123,300)	Adjust investment income to reflect change in investment and cash rates.
1311110	Financial Assistance Grant	Op Inc	(2,149,800)	(295,621)	967,317	Prepayment Financial Assistant Grant - grant received in 2012/2013.
2411001	Information Technology Services Administration	Op Exp	1,338,670	387,560	(26,000)	Consultancy services required due to the vacant Business Solutions Manager position.
2411001	Information Technology Services Administration	Op Exp	77,300		26,000	Consultancy services required due to the vacant Business Solutions Manager position.
8810001	Project Development Management	Op Exp		117,100	523,084	Increase budget to reflect anticipated expenditure and funded by carryover Project Management Fees.
8810001	Project Development Management	Op Exp		77,030	500,000	Increase budget to reflect anticipated expenditure and funded by carryover Project Management Fees.
8810001	Project Development Management	Op Exp		2,455	5,000	Increase budget to reflect anticipated expenditure and funded by carryover Project Management Fees.
8810001	Project Development Management	Op Exp	(2,090,700)	(3,671,554)	(1,328,084)	Carryover Project Management Fees for 2012/13.
8810001	Project Development Management	Op Exp		2,590	300,000	Increase budget to reflect anticipated expenditure and funded by carryover Project Management Fees.
1430485	Kiosk Online Timesheets	NCP Exp	10,000		(10,000)	Project is recommended to be cancelled due to inability of software provider to deliver required result within allocated funds.
2411409	High Speed Scanner/OCR matching software	Cap Exp	1,680		(1,680)	Permission is sought to reallocate these funds to the TechOne Enhancement project to be able to undertake some additional tweaking of Ezescan in conjunction with uploading to TechOne.
2440740	TechOne Enhancements	Cap Exp	439,926		1,680	Permission is sought to reallocate these funds to the TechOne Enhancement project to be able to undertake some additional tweaking of Ezescan in conjunction with uploading to TechOne.

## Appendix B – 2013/14 Quarterly Changes Report

			<i>Approved Budget 2013/2014</i>	<i>Actual 2013/2014</i>	<i>Proposed Changes 2013/2014</i>	<i>Comments</i>
1311110	Financial Assistance Grant	From Res			(1,113,320)	Transfer from reserve for Prepayment Financial Assistant Grant in 2012/2013.
1430485	Kiosk Online Timesheets	From Res	(10,000)		10,000	Project is recommended to be cancelled due to inability of software provider to deliver required result within allocated funds.
2411409	High Speed Scanner/OCR matching software	From Res	(1,680)		1,680	Permission is sought to reallocate these funds to the TechOne Enhancement project to be able to undertake some additional tweaking of Ezescan in conjunction with uploading to TechOne.
2440740	TechOne Enhancements	From Res	(394,419)		(1,680)	Permission is sought to reallocate these funds to the TechOne Enhancement project to be able to undertake some additional tweaking of Ezescan in conjunction with uploading to TechOne.
1211142	Investment Income	To Res			203,000	Adjust for the amount of interest expected to be earned on Sect 94 contributions to be transferred to Reserve.
1211142	Investment Income	To Res			381,000	Adjust for the amount of interest expected to be earned on Sect 94 contributions to be transferred to Reserve.
1211142	Investment Income	To Res			138,000	Adjust for the amount of interest expected to be earned on Sect 94 contributions to be transferred to Reserve.
1211142	Investment Income	To Res			258,900	Adjust for the amount of interest expected to be earned on Sect 94 contributions to be transferred to Reserve.
1211142	Investment Income	To Res			29,100	Adjust for the amount of interest expected to be earned on Sect 94 contributions to be transferred to Reserve.
<b>Total Internal Corporate Services program</b>					<b>293,297</b>	

### Governance and Civic program

1811001	Governance Administration	Op Inc	(4,620)	(1,222)	(2,310)	Leaseback vehicle income.
---------	---------------------------	--------	---------	---------	---------	---------------------------

## Appendix B – 2013/14 Quarterly Changes Report

			<i>Approved Budget 2013/2014</i>	<i>Actual 2013/2014</i>	<i>Proposed Changes 2013/2014</i>	<i>Comments</i>
1811001	Governance Administration	Op Exp	12,200		6,100	Leaseback Vehicle offset by sale of underutilised vehicle.
1811063	Governance Contributions	Op Exp		31,696	31,696	Pensioner entry costs to RALC in accordance with resolution of Council.
1811063	Governance Contributions	Op Exp	85,200	89,872	4,672	Increase in NSROC and LGNSW Costs.
1811424	Country Council Partnership	Op Exp	20,900		(20,900)	No projects planned for 2013/14.
6411049	Civic Ceremonies	Op Exp			12,000	Transferring budget to correct service unit.
6411049	Civic Ceremonies	Op Exp			3,000	Transferring budget to correct service unit.
6411161	Mayor & Councillor Events	Op Exp			1,400	Transferring budget to correct service unit.
6411161	Mayor & Councillor Events	Op Exp			2,000	Transferring budget to correct service unit.
6411161	Mayor & Councillor Events	Op Exp			14,000	Transferring budget to correct service unit.
6711049	Civic Ceremonies	Op Exp	12,000		(12,000)	Transferring budget to correct service unit.
6711049	Civic Ceremonies	Op Exp	3,000		(3,000)	Transferring budget to correct service unit.
6711161	Mayor & Councillor Events	Op Exp	1,400		(1,400)	Transferring budget to correct service unit.
6711161	Mayor & Councillor Events	Op Exp	2,000		(2,000)	Transferring budget to correct service unit.
6711161	Mayor & Councillor Events	Op Exp	14,000		(14,000)	Transferring budget to correct service unit.
1830564	Independent Review Panel Recommendation	NCP Exp		25,380	40,000	Additional funding is required as per the Council resolution on 25 June 2013.



## Appendix B – 2013/14 Quarterly Changes Report

			<i>Approved Budget 2013/2014</i>	<i>Actual 2013/2014</i>	<i>Proposed Changes 2013/2014</i>	<i>Comments</i>
<b>Total Governance and Civic program</b>					59,258	

### Land Use Planning program

4111500	Planning Proposal	Op Inc		(152,964)	(90,909)	Additional income received from ADI site and Harvey Norman Site for rezoning fees.
4111500	Planning Proposal	Op Exp		1,475	2,500	Bunning's Community Workshop 29 August 2013.
4111500	Planning Proposal	Op Exp		295	500	Bunning's Community Workshop 29 August 2014.
4111500	Planning Proposal	Op Exp		1,890	2,500	Bunning's Community Workshop 29 August 2015.
4111500	Planning Proposal	Op Exp		27,070	85,409	Additional funding is required for consultants costs and offsetted by additional income received.
4111061	Consolidated LEP for Ryde	NCP Exp		944	944	Additional funding is required as per Council Resolution on 12 March to hold Open Community Workshop.
4111061	Consolidated LEP for Ryde	NCP Exp		9,240	9,240	Additional funding is required as per Council Resolution on 12 March (Farm St).
4130059	Section 94 Contribution Plan	NCP Exp	51,166		130,000	Council Resolution 24 September 2013 to prepare S94A Plan.
4230552	Consultant for Nth Ryde Station Precinct	NCP Exp	50,000		(40,627)	Project is cancelled as per Council's resolution.
4111061	Consolidated LEP for Ryde	From Res			(10,184)	Transfer funding from unspent grant to offset the additional costs as per Council Resolution on 12 March.
4130059	Section 94 Contribution Plan	From Res	(51,166)		(130,000)	Transfer from Sec94 Reserve to fund the Section 94 Contribution Plan project as per Council Resolution 24 September 2013.

## Appendix B – 2013/14 Quarterly Changes Report

			<i>Approved Budget 2013/2014</i>	<i>Actual 2013/2014</i>	<i>Proposed Changes 2013/2014</i>	<i>Comments</i>
4230552	Consultant for Nth Ryde Station Precinct	From Res	(50,000)		40,627	Project is cancelled as per Council's resolution.
<b>Total Land Use Planning program</b>						

### Regulatory program

3911181	Parking Control	Op Inc	(261,000)	(234,362)	(16,000)	Increase the budget to reflect the actual.
4011130	Impounding	Op Inc	(1,100)	(1,179)	2,000	Increase in numbers of Abandoned Vehicles being impounded.
3911156	Macquarie Park Parking Scheme	Op Exp	155,700	17,219	89,203	Reallocate budget to show expenditure in correct account line.
3911156	Macquarie Park Parking Scheme	Op Exp	87,400		(87,400)	Reallocate budget to reflect correct expenditure line.
3911177	On Street Parking	Op Exp		137,033	323,200	Reallocate budget across to reflect correct budget.
3911181	Parking Control	Op Exp	323,200	23,302	(235,800)	Reallocate budget across to reflect correct budget.
4011130	Impounding	Op Exp			14,000	Increase required to meet current maintenance and licencing agreement and offset by additional income.
3940853	Macquarie Park Parking Scheme Upgrade	Cap Exp	152,386		(89,203)	Consolidations of costings to reflect actual expenditure area.
3911156	Macquarie Park Parking Scheme	From Res			(89,203)	Consolidations of costings to reflect actual expenditure area.
3940853	Macquarie Park Parking Scheme Upgrade	From Res	(152,386)		89,203	Consolidation of costings to reflect actual expenditure area.
<b>Total Regulatory program</b>						

## Appendix B – 2013/14 Quarterly Changes Report

			<i>Approved Budget 2013/2014</i>	<i>Actual 2013/2014</i>	<i>Proposed Changes 2013/2014</i>	<i>Comments</i>
--	--	--	--	-----------------------------	---	-----------------

<b>Catchment program</b>						
50008	Stormwater Asset Replacement Renewal	Cap Exp	742,630	511,449	302,000	Additional expenditure funded from Stormwater Management Reserve to fund works Fourth Avenue and Champion Road Stormwater Renewals- Approved Council Meeting 22 October 2013.
50008	Stormwater Asset Replacement Renewal	From Res	(742,630)		(302,000)	Additional expenditure funded from Stormwater Management Reserve to fund works Fourth Avenue and Champion Road Stormwater Renewals- Approved Council Meeting 22 October 2013.
<b>Total Catchment program</b>						

### Environmental program

8411338	Business Audit Program	NCP Exp		4,863	3,200	Transfer from Future Focus Home Waste & Sustainability - correction to allocation of wages.
<b>Total Environmental program</b>					<b>3,200</b>	

### Traffic & Transport program

4940004	Traffic Calming Devices	Cap Inc			(97,000)	RMS Black Spot Funding.
4940742	Agincourt and Balaclava Rd TCS	Cap Inc	(529,165)	57,710	(153,103)	As per Works and Committee Report 17 September 2013-RMS funding-approved by Council 24 September 2013.
4940004	Traffic Calming Devices	Cap Exp	91,500		143,000	Works and Committee report 17 September 2013 (approved by Council 24/06/2013 - Approved Black Spot Funding Constitution and Railway Road, Blenheim and Cox's Rd and Argyle and Princess

## Appendix B – 2013/14 Quarterly Changes Report

			<i>Approved Budget 2013/2014</i>	<i>Actual 2013/2014</i>	<i>Proposed Changes 2013/2014</i>	<i>Comments</i>
						Street).
4940742	Agincourt and Balaclava Rd TCS	Cap Exp	529,165		153,103	As per Works and Committee Report 17 September 2013-additional expenditure funded by RMS(approved by Council 24 September 2013).
4940004	Traffic Calming Devices	From Res	(91,500)		(46,000)	Transfer from Section 94 as per Works and Committee report 17 September 2013(approved by Council 24 September 2013).
<b>Total Traffic &amp; Transport program</b>						

### Waste and Recycling program

5810402	DWM Collection OPEX	Op Exp	6,330,400	1,536,811	255,100	Adjustment required for estimated CPI increases.
5910407	Commercial Waste OPEX	Op Exp		40,375	142,000	Reallocation of Commercial Waste contractor from collections to disposal and adjustment for CPI difference (\$24,000).
5910407	Commercial Waste OPEX	Op Exp	232,800		(118,000)	Split account to allocate to Contractor- Disposal.
3230246	Future Focus Home Waste & Sustainability	NCP Exp		23,290	(3,200)	Transfer to Business Audit Program - correction to allocation of wages.
6130559	Living on the Block (WASIP)	NCP Exp			142,029	Approved by W&C meeting in July 2013 WASIP Funded.
6040897	Construction Waste Screening & Recovery	Cap Exp			179,000	Approved by W&C meeting in July 2013 WASIP Funded.
7740910	Asbestos Remediation Holt Park	Cap Exp			155,000	Council resolution to remediate the site and funded by WASIP.
5810001	DWM Unit Management	From Res	(447,480)		(3,214)	Balance transfers to/from reserves for Domestic Waste for 2013/2014 to bring budget to account.

## Appendix B – 2013/14 Quarterly Changes Report

			<i>Approved Budget 2013/2014</i>	<i>Actual 2013/2014</i>	<i>Proposed Changes 2013/2014</i>	<i>Comments</i>
5810401	DWM Education OPEX	From Res	(261,170)		3,824	Balance transfers to/from reserves for Domestic Waste for 2013/2014 to bring budget to account.
5810402	DWM Collection OPEX	From Res	(6,330,400)		(255,100)	Transfer for DWM reserve to fund CPI increases.
5810404	DWM Waste Billing OPEX	From Res	(445,160)		22,935	Balance transfers to/from reserves for Domestic Waste for 2013/2014 to bring budget to account.
5810408	DWM Landfill OPEX	From Res	(317,270)		22,844	Balance transfers to/from reserves for Domestic Waste for 2013/2014 to bring budget to account.
5810411	DWM Community Waste Programs OPEX	From Res	(93,190)		3,824	Balance transfers to/from reserves for Domestic Waste for 2013/2014 to bring budget to account.
6040897	Construction Waste Screening & Recovery	From Res			(179,000)	WASIP funded project approved by Council July 2013.
6130559	Living on the Block (WASIP)	From Res			(142,029)	WASIP funded project approved by Council July 2013.
7740910	Asbestos Remediation Holt Park	From Res			(155,000)	Transfer from WASIP reserve to remediate the site as per Council resolution.
<b>Total Waste and Recycling program</b>					<b>71,013</b>	

### Roads program

4710001	Road Services Unit Management	Op Inc	(837,300)	(108,905)	401,680	Prepayment Financial Assistant Grant - grant received in 2012/13.
4710203	Regional Roads OPEX	Op Inc			(32,750)	Increase the budget as per grant agreement with RMS.
4710203	Regional Roads OPEX	Op Exp	200		32,750	Offsetting expenditure to match grant as per agreement with RMS.
4710227	Restoration Management OPEX	Op Inc	(843,300)	(709,332)	(300,000)	Revision of income forecast upwards for area offset by increased expenditure of temporary staff and contractors.

## Appendix B – 2013/14 Quarterly Changes Report

			<i>Approved Budget 2013/2014</i>	<i>Actual 2013/2014</i>	<i>Proposed Changes 2013/2014</i>	<i>Comments</i>
4710227	Restoration Management OPEX	Op Exp			200,000	Revision of expenditure to match activity in area and offset by income.
4710227	Restoration Management OPEX	Op Exp	309,000	123,680	100,000	Revision of expenditure to match activity in area and offset by income.
4111221	Section 94 Capital Income-Roads	Cap Inc		(156,771)	(145,884)	Income received to date.
4111221	Section 94 Capital Income-Roads	Cap Inc		(716,372)	(661,128)	Income received to date.
4111221	Section 94 Capital Income-Roads	Cap Inc		(165,024)	(152,194)	Income received to date.
4111221	Section 94 Capital Income-Roads	Cap Inc		(2,336,145)	(2,160,148)	Income received to date.
4111221	Section 94 Capital Income-Roads	Cap Inc		(14,124)	(12,998)	Income received to date.
50002	Road Resurfacing Renewal	Cap Inc			(273,686)	Roads to Recovery Grant (October 2013-December 2013).
50002	Road Resurfacing Renewal	From Res	(1,739,142)		273,686	Program will be partly funded by Roads to Recovery Grant.
50004	Road Kerb Renewal	Cap Inc			(150,000)	Recognition of Roads to Recovery Grant.
4710001	Road Services Unit Management	From Res			(430,748)	Transfer from reserve for Prepayment Financial Assistant Grant.
4111221	Section 94 Capital Income-Roads	To Res			661,128	Transfer Sec 94 Income to Reserve.
4111221	Section 94 Capital Income-Roads	To Res			2,160,148	Transfer Sec 94 Income to Reserve.
4111221	Section 94 Capital Income-Roads	To Res			145,884	Transfer Sec 94 Income to Reserve.
4111221	Section 94 Capital Income-Roads	To Res			152,194	Transfer Sec 94 Income to Reserve.

## Appendix B – 2013/14 Quarterly Changes Report

			<i>Approved Budget 2013/2014</i>	<i>Actual 2013/2014</i>	<i>Proposed Changes 2013/2014</i>	<i>Comments</i>
4111221	Section 94 Capital Income-Roads	To Res			12,998	Transfer Sec 94 Income to Reserve.
<b>Total Roads program</b>					<b>(179,068)</b>	

### Paths and Cycleways program

4711484	M2 Upgrade Consent Public Infrastructure	Op Inc	(30,000)		30,000	Grant received in advance in June 2013.
4711484	M2 Upgrade Consent Public Infrastructure	Op Exp		1,444	30,661	Grant received in advance (in June 2013) and unspent funding has not been transferred to reserve in 2012/2013 financial year.
4711484	M2 Upgrade Consent Public Infrastructure	Op Exp			22,000	Unspent grant has not been transferred to reserve in 2012/2013 financial year and funding is required to complete the grant funding project.
50001	Cycleways Construction Renewal	Cap Inc			(69,000)	SUP Blaxland Rd Ryde funded 50/50 from RMS Report Works and Committee 17 September 2013- RTA-adopted by Council 24 Sept 2013.
50001	Cycleways Construction Renewal	Cap Exp	307,660	50,566	138,000	SUP Blaxland Rd Ryde funded 50/50 from RMS Report Works and Committee- 17 September 2013- adopted by Council 24 Sept 2013.
50001	Cycleways Construction Renewal	From Res	(307,660)		(69,000)	SUP Blaxland Rd Ryde funded 50/50 from RMS Balance Section 94-Works and Community Committee 17 September 2013.
4711484	M2 Upgrade Consent Public Infrastructure	To Res	30,000		(30,000)	Grant received in advance (in June 2013) and unspent funding has not been transferred to reserve in 2012/2013 financial year.
<b>Total Paths and Cycleways program</b>					<b>52,661</b>	

<b>GRAND TOTAL</b>					<b>367,861</b>	
--------------------	--	--	--	--	----------------	--

## Appendix C – Consolidated Income and Expenditure Estimates 2013/14

<b>PROJECTED OPERATING RESULT</b>	<b>Original Budget 2013/2014 \$'000</b>	<b>C/Over Budget 2013/2014 \$'000</b>	<b>TOTAL Original Budget 2013/2014 \$'000</b>	<b>Sep Changes 2013/2014 \$'000</b>	<b>PROPOSED Budget 2013/2014 \$'000</b>	<b>ACTUAL YTD 2013/2014 \$'000</b>
<b>OPERATING REVENUE</b>						
Rates & Annual Charges	63,367		63,367		63,367	63,349
User Charges & Fees	12,592		12,592	389	12,981	5,249
Interest	3,250		3,250	571	3,820	1,418
Other Operating Revenue	6,555		6,555	18	6,573	2,588
Operating Grants & Contributions	7,220	100	7,320	(1,366)	5,954	1,019
<b>TOTAL OPERATING REVENUE</b>	<b>92,983</b>	<b>100</b>	<b>93,083</b>	<b>(388)</b>	<b>92,695</b>	<b>73,622</b>
<b>OPERATING EXPENSES</b>						
Employee Costs	40,122		40,122	(1,147)	38,975	11,552
Materials & Contracts	24,605	1,587	26,193	2,468	28,661	6,507
Borrowing Costs	190		190		190	25
Other Operating Expenses	16,114	27	16,142	38	16,179	5,399
<b>TOTAL OPERATING EXPENSES</b>	<b>81,032</b>	<b>1,615</b>	<b>82,646</b>	<b>1,359</b>	<b>84,005</b>	<b>23,483</b>
<b>Operating Result Before Capital Amounts</b>	<b>11,952</b>	<b>(1,515)</b>	<b>10,437</b>	<b>(1,748)</b>	<b>8,690</b>	<b>50,138</b>
Capital Grants & Contributions	214	2,140	2,354	3,978	6,332	3,375
In-kind Contributions						
Net Gain / (Loss) on Disposal of Assets						1,024
<b>Total Capital Income</b>	<b>214</b>	<b>2,140</b>	<b>2,354</b>	<b>3,978</b>	<b>6,332</b>	<b>4,399</b>
<b>Operating Result Before Depreciation</b>	<b>12,166</b>	<b>626</b>	<b>12,791</b>	<b>2,231</b>	<b>15,022</b>	<b>54,537</b>
Depreciation & Impairment	21,244		21,244		21,244	505
<b>Operating Result</b>	<b>(9,078)</b>	<b>626</b>	<b>(8,453)</b>	<b>2,231</b>	<b>(6,222)</b>	<b>54,032</b>



## Appendix C – Consolidated Income and Expenditure Estimates 2013/14

<i>PROJECTED FUNDING</i>	<i>Original Budget</i>	<i>C/Over Budget</i>	<i>TOTAL Original Budget</i>	<i>Sep Changes</i>	<i>PROPOSED Budget</i>	<i>ACTUAL YTD</i>
<b>OPERATING RESULT</b>	(9,078)	626	(8,453)	2,231	(6,222)	54,032
Funding						
ADD (Non-Cash) - Depreciation	21,244		21,244		21,244	505
ADD (Non-Cash) - ELE Accruals						
ADD (Non-Cash) - Interest on Security Deposits - Accruals						
ADD Book Value of Assets Disposed	1,150		1,150		1,150	221
<b>Cash Available to Fund Capital Expenditure</b>	<b>13,316</b>	<b>626</b>	<b>13,941</b>	<b>2,231</b>	<b>16,172</b>	<b>54,758</b>
<b>CAPITAL EXPENDITURE</b>						
Community Life	4,678	5,940	10,619	258	10,877	1,544
Environment & Planning	850	2,241	3,091	134	3,226	603
Public Works	11,384	4,153	15,537	915	16,452	3,597
Corporate Services	2,775	889	3,665		3,665	424
<b>TOTAL CAPITAL EXPENDITURE</b>	<b>19,687</b>	<b>13,224</b>	<b>32,912</b>	<b>1,307</b>	<b>34,219</b>	<b>6,168</b>
<b>Cash Flow to Fund</b>	<b>(6,372)</b>	<b>(12,598)</b>	<b>(18,970)</b>	<b>923</b>	<b>(18,047)</b>	<b>48,590</b>
<b>Financed by:</b>						
Opening Working Capital	3,433	831	4,264		4,264	4,264
<b>Borrowings</b>						
New Borrowings	1,500	1,200	2,700		2,700	
Less: Loan Repayments	(641)		(641)		(641)	(252)
Net Loan Funds (Payments/Receipts)	859	1,200	2,059		2,059	(252)
<b>Reserves</b>	<b>5,148</b>	<b>11,425</b>	<b>16,573</b>	<b>(1,291)</b>	<b>15,282</b>	
<b>Closing Working Capital</b>	<b>3,068</b>	<b>858</b>	<b>3,926</b>	<b>(368)</b>	<b>3,558</b>	<b>52,602</b>
<b>Net change in Working Capital</b>	<b>365</b>	<b>(27)</b>	<b>338</b>	<b>368</b>	<b>706</b>	<b>(48,338)</b>