

Quarterly Review Report



Four Year Delivery Plan 2013 – 2017 including One Year Operational Plan 2013/2014

Quarter Two
October – December 2013

 **City of Ryde**
Lifestyle and opportunity @ your doorstep

Contents

General Manager's Overview	04
Outcome Summaries	12
A City of Liveable Neighbourhoods	13
A City of Liveable Wellbeing	16
A City of Prosperity	21
A City of Environmental Sensitivity	24
A City of Connections	28
A City of Harmony and Culture	32
A City of Progressive Leadership	35
Projects by Program	40
Open Space, Sport and Recreation Program	40
Roads Program	43
Property Portfolio Program	45
Catchment Program	47
Centres and Neighbourhood Program	49
Library Program	51
Governance and Civic Program	53

Customer and Community Relations Program	55
Community and Cultural Program	57
Risk Management Program	60
Paths and Cycleways Program	62
Environmental Program	64
Strategic City Program	66
Land Use Planning Program	67
Traffic and Transport Program	70
Economic Development Program	72
Organisational Development Program	74
Foreshore Program	75
Regulatory Program	76
Waste and Recycling Program	78
Internal Corporate Services Program	80

Appendices

Appendix A	83
Appendix B	87
Appendix C	99

General Manager's Overview

Quarterly Overview

This Quarterly Review reports on the progress towards the achievement of the City of Ryde's Delivery Program 2013-2017 including One Year Operational Plan 2013/14 as at 30 December 2013. The progress of the Delivery Program is monitored and reported to Council quarterly. The report highlights Council's progress towards performance indicators and projects as contained in the Delivery Program.

It is pleasing to note that Council continues to track well with our schedule of projects for the 2013/14 year. Twenty three projects are reported to have been complete by the end of quarter two. We currently only have two projects that are reported as being off track. Corrective actions are being identified to bring them back on track for future quarters. The rest of Council's projects continue to be on track or are scheduled to commence in the third or fourth quarters of this year.

As a result of this December Quarterly Review, in terms of Council's finances, Operating Income is projected to increase higher than Operating Expenses leaving a net increase in Operating Surplus of \$1.495 million most of which is being utilised for Capital or transferred to reserves. Available Working Capital is projected to increase to approximately \$3.80 million. This level of Working Capital is within the recommended range of being maintained between of \$3 to \$4 million.

In response to the pressures on Council's overall financial position, Councillors have received six workshops in both understanding and considering solutions to address how Council can reduce the funding shortfall. A separate report on Council addressing its financial future is on Council's agenda for its meeting on 25 February 2014.

The following summary below is provided for this quarterly review on the key components of Council's Delivery Program 2013-2017 including One Year Operational Plan 2013/14 and is supported by detailed information in the appendices.

Financial Position

A summary of Council's financial position following the December quarterly review is as follows;

Operating expenses, YTD, are within 10.36% (favourable) of the budgeted amounts, which is a good result and highlight the close scrutiny that is occurring in respect of Council's operating expenses.

Operating Income (Base Budget and Non-Capital & Capital Income) is projected to increase by \$1.92 million (1.94%) and Operating Expenses are projected to increase by \$0.42 million (0.50%), resulting in a net increase in Operating Surplus of \$1.50 million to \$15.88 million. This is a good result given the tight revenue base from which we are operating.

Available Working Capital is projected to increase to approximately \$3.80 million.

Council had budgeted to undertake \$34.22 million of capital works. This is projected to decrease slightly by \$0.22 million, giving a revised total Capital Works budget of \$34.00 million.

Base Budget

Base Budget Income is projected to increase by \$0.55 million to \$92.78 million, while Base Budget Expenses are projected to increase by \$0.27 million to \$80.46 million, giving a net projected increase in the Base Budget Surplus of \$0.28 million (2.35%).

Non-Capital Budget

Non-Capital Income is projected to decrease by \$0.15million, while Non-Capital Expenses are projected to increase by \$0.16 million to \$4.61 million, giving a net projected increase in net Non-Capital Expenditure of \$0.30 million (7.62%).

Capital Budget

Capital Income is projected to increase by \$1.52 million to \$7.85 million, while Capital Expenses are projected to decrease by \$0.22 million to \$34.00 million, giving a net projected reduction in net Capital Expenditure of \$1.73 million (6.22%).

Reserve Movements

The net movement of Reserves was budgeted to be a net transfer from reserves of \$15.28 million for works carried over plus funding other works. This is projected to have a net decrease of \$2.36 million from reserves to a total of \$12.92 million from reserves.

Financial Position Overview

	Original Budget 2013/14 (\$'000)	Carryover Budget 2013/14	Previously Approved Changes	Revised Budget 2013/14	Proposed Changes 2013/2014	Projected Budget 2013/14	Actual YTD 2013/14	Budget YTD 2013/14	% Variance
Base									
Income	(92,615)		388	(92,227)	(550)	(92,776)	(80,579)	(76,678)	5.09%
Expenditure ¹	79,105	58	1,032	80,195	267	80,462	34,419	37,007	-6.99%
Net	(13,510)	58	1,420	(12,032)	(283)	(12,315)	(46,160)	(39,671)	16.36%
Non-Capital									
Income	(368)	(100)		(468)	148	(320)	(394)	(161)	144.50%
Expenditure	2,568	1,556	328	4,452	156	4,607	1,286	2,825	-54.49%
Net	2,200	1,456	328	3,983	304	4,287	892	2,664	-66.52%
Capital									
Income	(214)	(2,140)	(3,978)	(6,332)	(1,515)	(7,848)	(6,026)	(2,217)	171.80%
Expenditure	19,687	13,224	1,307	34,219	(218)	34,001	10,274	23,205	-55.72%
Net	19,473	11,084	(2,671)	27,886	(1,733)	26,153	4,248	20,987	-79.76%
Reserve Movement	(5,175)	(11,398)	1,291	(15,282)	2,362	(12,920)	(2,767)	(13,293)	-79.19%
Other Items									
Book Value of Assets	(1,150)			(1,150)	(894)	(2,044)	(1,310)	(575)	
Advances									
Loan Proceeds	(1,500)	(1,200)		(2,700)		(2,700)		(1,200)	-100.00%
Loan Repayments	641			641		641	252	321	-21.28%
Total Other Items	(2,009)	(1,200)		(3,209)	(894)	(4,103)	(1,058)	(1,454)	-27.26%
Net Change In Working Capital	979	(0)	368	1,347	(245)	1,102	(44,845)	(30,766)	45.76%

¹ Excluding depreciation

Progress against Indicators

Our performance indicators help to provide a snap shot of the organisation's health. Corporate indicators focus on major areas across the whole organisation and program indicators track how we are delivering on specific elements within each of the 21 programs outlined in our Delivery Program 2013-2017 including One Year Operational Plan 2013/14.

Corporate Indicators

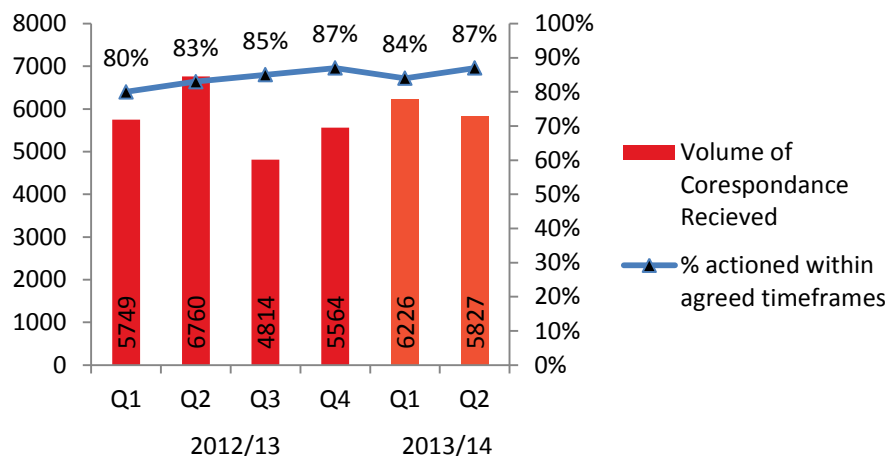
As identified in the table below, the majority of corporate indicators are on track.

Measure	Performance Indicator	2013/2014 Target	Quarterly Result	Status	Comments
Responsiveness to customer requests	% customer requests actioned within agreed timeframes (currently 10 working days)	>= 90%	92%	🟢	
Responsiveness to customer requests	% of inward correspondence actioned within agreed timeframes (currently 10 working days)	>= 90%	87%	🟢	Improvements seen since Q1 to bring this result within 5%
Effective complaints handling	% of Tier One and Two Complaints resolved within agreed standards	= 100%	87%	✖	3 of 23 complaints not resolved within agreed standards. Refer to the comment below
Base Budget management	% variance of YTD approved base budget Income as at last quarter (That you are not more than 2% under your approved Base Budget Income)	>= -2%	5%	🟢	
Base Budget management	% variance of YTD approved Base Budget Expenditure as at last quarter (That you are not more than 2% over your approved Base Budget Expenditure)	<= 2%	-7%	🟢	
Projects are well managed	% project milestones completed on time	>= 90%	84%	✖	Refer to the comment below.
Occupational Health and Safety	Number of LTI days per quarter (reduction from previous quarter)	122.1	186	✖	Increase of 63.9 days on previous quarter.
Management of Annual Leave balances in excess of 40 days	Number of staff with annual leave balances of >40 days	Baseline Year	24	🟢	Reduction of 12 people on previous quarter.

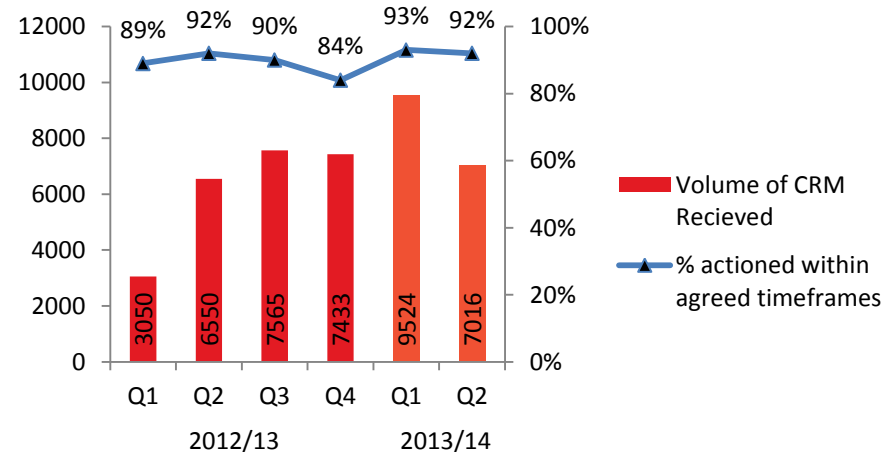
Measure	Performance Indicator	2013/2014 Target	Quarterly Result	Status	Comments
Risk Management	% of internal audit recommendations implemented within agreed timeframes	= 100%	100%	🟢	

Of particular note the following areas demonstrate improvements in Council's performance against previous trends or targets:

Correspondence Received

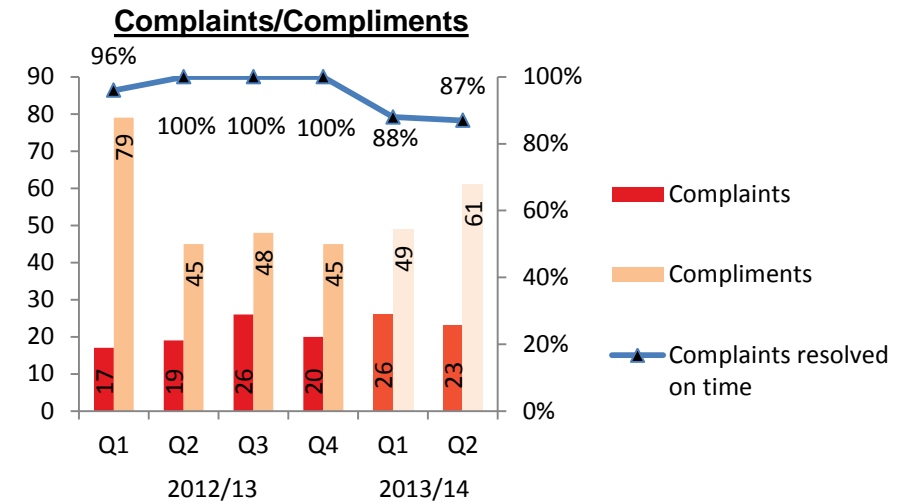
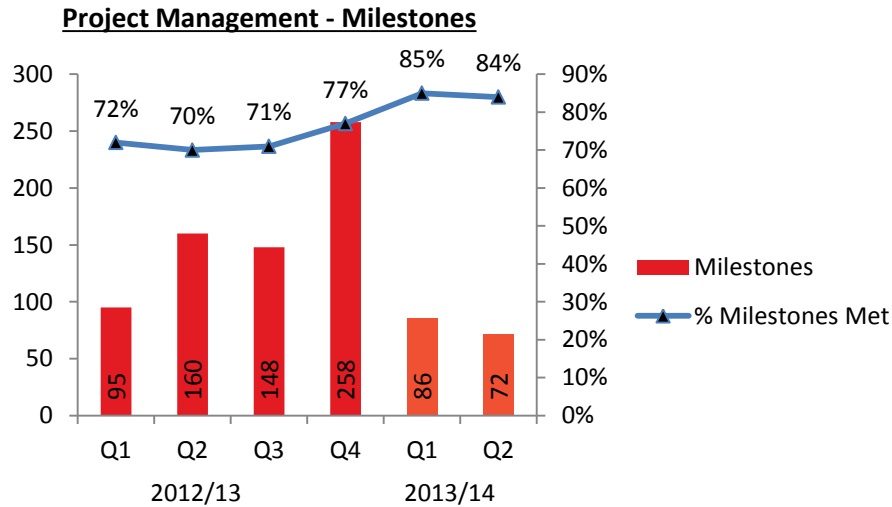


Customer Requests - CRMs



- Our responsiveness to inward correspondence has increased from last quarter, with a 3% increase to 87% which is within a 5% tolerance against our target of 90%. This is a good turnaround on the Q1 result.
- We have continued our high response to customer requests, maintaining our score of 92% for requests actioned within agreed timeframes. This highlights our continued commitment to excellent customer service.

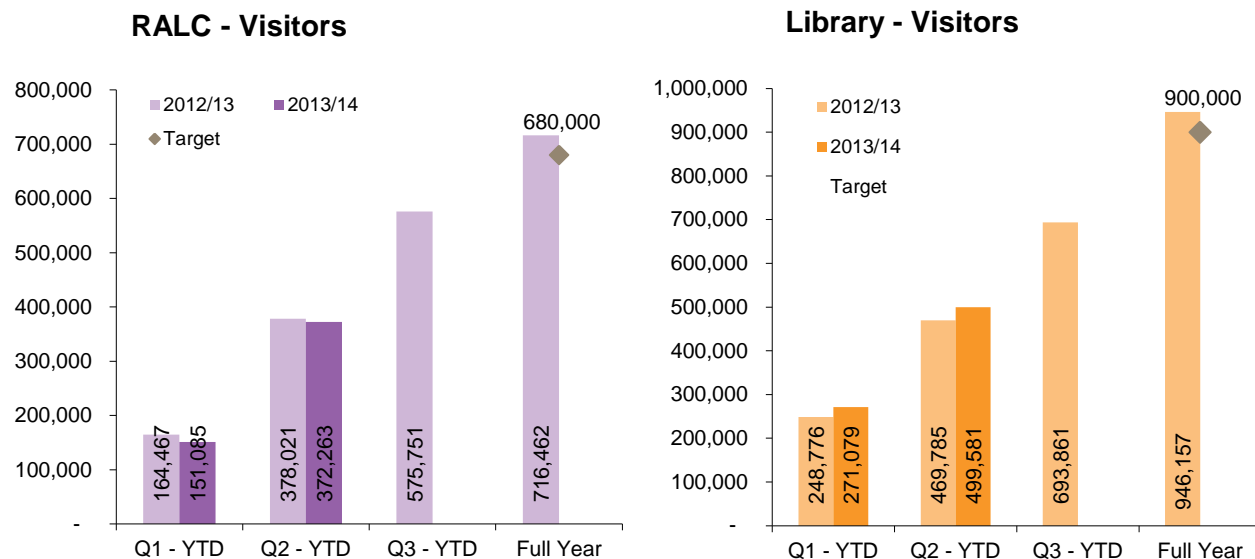
The corporate indicators which have not met target this quarter and where we will look for an improvement on next quarter are:



- Although we have fallen 1% below the tolerance threshold for project management to 84% against our target of 90%, we have still shown significant improvement in our scores compared to the previous year. We remain focused on continually improving our skills in project management across council.
- It is noted that there has been a slight decrease in Q2 of complaints being resolved within the timeframe. This relates to three complaints which due to their complexity in nature required further investigation. In each instance the customers were kept informed and all matters have since been closed. It is positive to note that the number of compliments continue to far outweigh the complaints received.

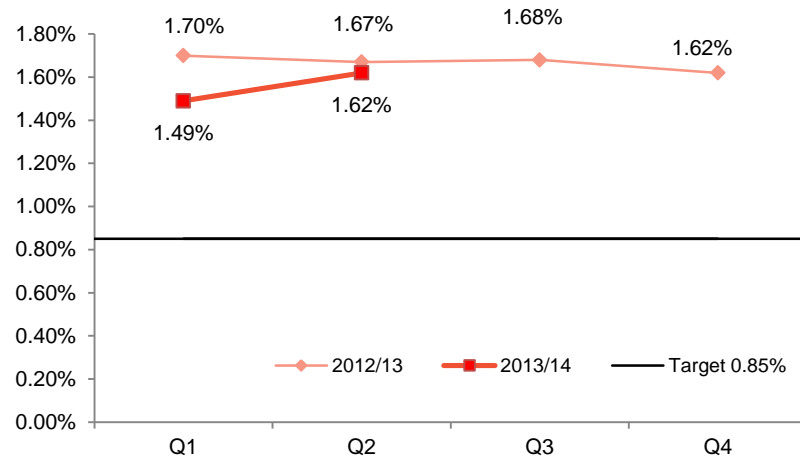
Program Indicators

Whilst you will read through the detailed report, on how each of our programs are tracking I would like to draw particular attention to the following areas of Council where performance has improved against previous trends or targets:



- The RALC recorded 221,178 visitors this quarter which is an increase on the previous quarter (151,178) and is also a 4% increase on the number of visitors in Q2 2012/13 (213,554). Overall, year to date, the numbers are down 2% on the previous year however they are still trending well towards the annual target of 680,000.
- The Library visits also continue to see improvements from last year with 228,502 visits in this quarter which is a 3% increase from the same quarter in the previous year. This measure is trending well to meet the annual target of 900,000 and is currently up 6% from the previous year.

Interest on Investments - % above benchmark



- Council's investments still continue to exceed the investment benchmark, despite Australia being in a declining interest rate environment. However, due to declining interest rates, Council's annual income from interest on investments has declined by \$1.4 million when compared to income achieved 2-3 years ago.

We welcome any feedback on this Quarterly Review Report and would appreciate any comments or suggested improvements.

Regards

Roy Newsome
Acting General Manager



Outcome Summaries

City of **Liveable Neighbourhoods**|
City of **Wellbeing**| City of **Prosperity**|
City of **Environmental Sensitivity**|
City of **Connections**| City of **Harmony
and Culture**| City of **Progressive
Leadership**|

A City of Liveable Neighbourhoods

A range of well planned clean and safe neighbourhoods, and public spaces, designed with a strong sense of identity and place.

Goal One	Goal Two	Goal Three
All residents enjoy living in clean, safe, friendly and vibrant neighbourhoods	Our community has a strong sense of identity in their neighbourhoods and are actively engaged in shaping them.	Our neighbourhoods thrive and grow through sustainable design, planning and regulation that support community needs

Financial Position

Additional activities and high demand for services has seen increases in both income and expenditure. To date, the budget for this outcome remains balanced.

- Four Planning Proposals have been received in 2013/14 to date resulting in an additional \$109,000. The income from the proposals will be used to fund their assessment.
- Council's approval for the Swimming Pool Inspection Program sees a further projected income increase of \$97,000. This income will be used to fund the inspection and community education activities.
- High demand for Section 149 Planning Certificates associated with the strong residential property market has also provided a further \$5000 this quarter, totalling an additional \$255,000 for the year to date. Some of this income will be used to resource the processing of the additional certificates.
- \$100,000 in grant funds will be used to fund the Putney Park Graffiti Hotspot Program






	Revised Budget 2013/14 (\$'000)	Proposed Changes 2013/14	Projected Budget 2013/14	Actual YTD 2013/14	Budget YTD 2013/14	% Variance
Base						
Income	(2,696)	(211)	(2,907)	(1,889)	(1,287)	46.72%
Expenditure	7,724	188	7,913	4,223	3,976	6.21%
Net	5,028	(23)	5,005	2,334	2,688	-13.19%
Non-Capital						
Income						
Expenditure	404	100	504	146	128	14.42%
Net	404	100	504	146	128	14.42%
Capital						
Income						
Expenditure	1,085		1,085	425	805	-47.21%
Net	1,085		1,085	425	805	-47.21%
Reserve Movement	(1,156)	(100)	(1,256)	(139)	(656)	-78.79%
Other Items						
Book Value of Assets						
Advances						
Loan Proceeds						
Loan Repayments						
Total Other Items						
Net Change In Working Capital	5,361	(23)	5,338	2,766	2,965	-6.72%

Progress against Projects

- Consultation with residents affected by the Street Tree Planting Program and the Elouera Reserve Upgrade was undertaken this quarter.
- The concept design for Sagar Place – Neighbourhood Centre Renewal was reported to Council at the end of Quarter 2 as scheduled. However, the design was not approved due to issues relating to the toilet facilities and it is anticipated this will delay the project in Quarter 3.
- Boarding House Community Information and Education documents were drafted this quarter and are to be translated into various languages in Quarter 3.
- Work on Meadowbank Station Precinct Master Plan is expected to carry over into 2014/15.

Operational Plan Projects for 2013/2014

Key:  On track  Action required  Complete  Not started  Cancelled  Deferred

Program/projects	Status	Comment
Open Space, Sport & Recreation program		
Street Tree Planting Program		Planting programmed for future Quarter this Financial Year.
Centres and Neighbourhood program		
Elouera Reserve Upgrade		Project commenced.
Neighbourhood Centre Renewal		
Land Use Planning program		
Meadowbank Station Precinct Master Plan		Project Brief advertised consultant to be engaged in Q3. Funds will be required to be carried over into 2014/15.
Regulatory program		
Boarding House Project		Inspection program delivered in-house and under budget. Remaining community information and education activities under way. Project expected to be completed in Q4 under budget.

A City of Wellbeing

A healthy and safe community, with all supported throughout their life by services, facilities and people.

Goal One	Goal Two	Goal Three
Our residents are encouraged and supported to live healthy and active lives.	All residents feel supported and cared for in their community through the provision of ample services and facilities.	Residents feel secure and included in an environment where they can connect socially and are supported by their neighbours.

Financial Position

- Year to date the Wellbeing Outcome is under budget by 34.45%.
- Base budget is on track to meet yearly target with expenditure showing a saving of 8.06% and the increase in revenue is due to a doubling up of income from sportsground hire.
- Capital and Non-Capital project budgets are underspent with most projects still on track to be completed this financial year as invoices get processed.

	Revised Budget 2013/14 (\$'000)	Proposed Changes 2013/14	Projected Budget 2013/14	Actual YTD 2013/14	Budget YTD 2013/14	% Variance
Base						
Income	(6,983)	(30)	(7,013)	(4,413)	(4,050)	8.96%
Expenditure	14,805	50	14,855	6,699	7,286	-8.06%
Net	7,822	20	7,842	2,286	3,236	-29.36%
Non-Capital						
Income				(1)		
Expenditure	289	42	331	135	229	-41.12%
Net	289	42	331	134	229	-41.53%
Capital						
Income	(1,448)		(1,448)	(5)	(1,285)	-99.60%
Expenditure	9,596	117	9,713	1,686	7,691	-78.08%
Net	8,148	117	8,265	1,681	6,406	-73.76%
Reserve Movement	(3,915)	(192)	(4,107)	(724)	(3,576)	-79.75%
Other Items						
Book Value of Assets						
Advances						
Loan Proceeds	(2,700)		(2,700)		(1,200)	-100.00%
Loan Repayments	113		113		56	-100.00%
Total Other Items	(2,587)		(2,587)		(1,144)	-100.00%
Net Change In Working Capital	9,757	(13)	9,744	3,377	5,151	-34.45%

Progress against Projects












Highlights for this quarter include:

- The practical completion of the Cogeneration Plant in November 2013.
- On 12 November 2013 Council resolved to accept the Civil Works tender for the construction of the Surf Attraction. Construction began on Monday 9 December.
- Libraries are sustaining a high level of visits and loans and there is ongoing growth of e-lending.

- The Age-Friendly Communities Workshop and Networking Event was held at West Ryde Community Centre on 30th October with more than 40 attendees. The Forum was attended by the Mayor and focused understanding the needs and aspirations of the service organisations and community members in making Ryde an Age Friendly city.
- White Ribbon Day event on 25th November had good media coverage and publicity.
- The Habitat, first community nursery and garden in the City of Ryde celebrated its first birthday in early November.
- Active in Ryde program attracted over 400 participants in the Go4Fun school holiday program, skate clinics and guided walks.
- We were successful in getting a Metro Green space grant for Ryde River Walk – Looking Glass Bay to the value of \$87,000.
- We won three ILA awards, including Award for Planning in Landscape Architecture – Children’s Play Implementation Plan, The Premier’s People’s Choice Award - Livvi’s Place and NSW Minister for Planning and Infrastructure’s Sydney Green Space Award – Livvi’s Place.
- Granny Smith Festival had 85,000 in attendance.
- Community Christmas Celebration – largest participation at event, 3,000 in attendance.
- Shopfront Showcase – a shopfront improvement program with involvement from West Ryde retailers.
- Establishment of Artisans of Ryde.

Operational Plan Projects for 2013/2014

Key:  On track  Action required  Complete  Not started  Cancelled  Deferred

Program/projects	Status	Comment
Open Space, Sport & Recreation program		
Active in Ryde Program Implementation		Program underway. Major expenditure expected later in the financial year.
Implementation of Children Play Plan		Project in design phase.
Playground Construction - Renewal		Procurement of contractors in progress.
RALC Asset Renewal		On track for completion of procurement by 30 June 2014.
Sportsfield Floodlighting		Project is in procurement phase
Sportsfield Renewal & Upgrade		Project is in procurement phase
Sportsground Amenities Renewal & Upgrade		Tender report for ELS Hall Park due to Council to negotiate with contractors.
Library program		
Community Buildings Renewals - Libraries		Programmed for future quarter this financial year.
Digital enhancement for Libraries		Delays due to staff resourcing issues. On track to be finalised this financial year.
Community and Cultural program		
Addington House - Renovation		
Community Buildings Renewal		

Program/projects	Status	Comment
Community Garden & Nursery	🔄	Council resolution required redesign with the addition of public toilets.
Temporary Employment of P/T Officer	🔄	



A City of Prosperity

Creating urban centres which champion business, innovation and technology to stimulate economic growth and local jobs.

Goal One	Goal Two	Goal Three
Our Community and businesses across the city flourish and prosper in an environment of innovation progression and economic growth.	Our city is well-designed and planned to encourage new investment, local jobs and business opportunities.	Macquarie Park is recognised globally and locally as an innovative education and technology hub.

Financial Position

- The Macquarie Park Wayfinding Signage Project was delivered under-budget, allowing \$42,000 to be returned to the Macquarie Park Special Levy to fund future works in the precinct.










(\$'000)	Revised Budget 2013/14	Proposed Changes 2013/14	Projected Budget 2013/14	Actual YTD 2013/14	Budget YTD 2013/14	% Variance
Base						
Income	(8)		(8)	(4)	(4)	6.30%
Expenditure	277		277	142	143	-0.85%
Net	269		269	137	139	-1.06%
Non-Capital						
Income				(276)		
Expenditure	743	(5)	738	206	384	-46.32%
Net	743	(5)	738	(70)	384	-118.20%
Capital						
Income						
Expenditure	2,610	(41)	2,568	1,018	1,916	-46.90%
Net	2,610	(41)	2,568	1,018	1,916	-46.90%
Reserve Movement	(2,918)	63	(2,855)	(1,150)	(2,055)	-44.05%
Other Items						
Book Value of Assets						
Advances						
Loan Proceeds						
Loan Repayments						
Total Other Items						
Net Change In Working Capital	704	17	720	(65)	384	-116.91%

Progress against Projects

- Town Centre Upgrade Renewal works on Church St were completed this quarter. Some changes to parking arrangements were undertaken in response to issues raised by shop owners.
- The additional utility works and remaining upgrade works relating to Stage 1 of the Waterloo Rd Upgrade were completed this quarter. Stage 2 and 3 works are scheduled to commence in Q4.
- The Ryde Job and Skills Expo was held in Quarter 2 and was attended by 217 job seekers. In addition to Council, exhibitors included Macquarie Community College, Ryde TAFE, Meadowbank TAFE, Salvation Army Employment Plus, ORS Group, Achieve Employment, Adult Migrant English Services (AMES), Ryde Human Services, State Training, and the Ryde Business Forum.

Operational Plan Projects for 2013/2014

Key:  On track  Action required  Complete  Not started  Cancelled  Deferred

Program/projects	Status	Comment
Centres and Neighbourhood program		
Macquarie Park Wayfinding Signage		Completed under budget, unspent funds returned to Macquarie Park Reserve.
Public Domain Upgrade Waterloo Rd (Stage 3)		Works are scheduled to commence in Q4.
Public Domain Upgrade Waterloo Rd (Stages 1 and 2)		
Town Centre Upgrade Renewal		Church St delayed due to weather and utility issues.
Land Use Planning program		
Development Contributions Position		Completed in Q1
Transport Management Association for Macquarie Park		Funds committed, invoice to be processed in Q3.
Economic Development program		
Economic Development Plan Implementation		Program on track - expected to be delivered on-budget.
Implementation of Marketing Plan		
Implementation-Macquarie Park Marketing Plan		

A City of Environmental Sensitivity

Working together as a community to protect and enhance our natural and built environments for the future.

Goal One	Goal Two	Goal Three
Our residents, businesses and visitors collaborate in the protection and enhancement of our natural environment.	To encourage and enable all our residents to live a more environmentally sensitive life.	As we grow, we protect and enhance the natural and built environments for future enjoyment and manage any impacts of climate change.

Financial Position

- The City of Environmental Sensitivity outcome had favourable YTD base budget expenditure of -9%. Base budget income was increased by \$30,000, also producing a favourable YTD variance of 3.6%.
- Capital expenditure was under expended year to date by \$953,000 and had a variance of -42% against a budget of \$2,272,000
- Non capital expenditure for the outcome under expended year to date by \$357,000 and had a variance of -64% against a budget of \$555,000












	Revised Budget 2013/14 (\$'000)	Proposed Changes 2013/14	Projected Budget 2013/14	Actual YTD 2013/14	Budget YTD 2013/14	% Variance
Base						
Income	(17,220)	(30)	(17,250)	(15,766)	(15,219)	3.60%
Expenditure	20,706		20,706	7,535	8,286	-9.07%
Net	3,486	(30)	3,456	(8,232)	(6,933)	18.74%
Non-Capital						
Income	(113)		(113)	(29)	(61)	-53.04%
Expenditure	777		777	198	555	-64.31%
Net	664		664	169	494	-65.70%
Capital						
Income	(462)		(462)	(16)	(385)	-95.84%
Expenditure	4,040	(279)	3,761	1,319	2,272	-41.93%
Net	3,579	(279)	3,300	1,303	1,887	-30.95%
Reserve Movement	(4,367)	280	(4,087)	(126)	(784)	-83.90%
Other Items						
Book Value of Assets						
Advances						
Loan Proceeds						
Loan Repayments						
Total Other Items						
Net Change In Working Capital	3,362	(29)	3,333	(6,885)	(5,336)	29.05%

Progress against Projects

- The Stormwater Asset Replacement Renewal Program (Budget \$1,044,630) is currently on track and four (out of the 10) projects have been successfully completed, including works at Meriton Street, Buffalo Road, Clayton Street and Gwendale Crescent.
- The Draft Flood Study reports for both Buffalo and Kitty's Creek (Budget \$166,377) and the Parramatta River – Ryde Catchment (Budget \$141,939) have been completed and submitted. Porters Creek Protection project (revised budget \$345,000) has been reduced due to delays in zoning constraints in of the area.

Operational Plan Projects for 2013/2014

Key:  On track  Action required  Complete  Not started  Cancelled  Deferred

Program/projects	Status	Comment
Open Space, Sport & Recreation program		
Delineation of Natural Area		Programmed for fourth Quarter this Financial Year.
Park & Open Space Tree Planting Program		Programmed for fourth Quarter this Financial Year.
Protecting Biodiversity in Ryde		This is a two year project.
Catchment program		
Buffalo and Kitty's Creek Study		
Shrimptons Creek Stormwater Work Stage 2		
Stormwater Asset Replacement Renewal		
Stormwater Improvement Works Renewal		
Water Quality Improvement Plan		Ryde component of regional project is on track. Ryde's funding contribution was paid this quarter.
Environmental program		
Business Sustainability - City Switch		Expenditure to be committed during Q3 2013/14.
Hot Water Efficiency in Community Buildings		Project is ahead of schedule and proceeding well.
Youth Waste & Environment Project (YEP)		Budget has been committed. Works pending to be completed.

Program/projects	Status	Comment
Waste and Recycling program		
Home Waste & Sustainability Project	🔄	
No Littering - Eastwood	🔄	Awaiting grant approval.
Porters Creek Protection Earthworks & Reconfig	🔄	Scope change, due to delays by Department of Planning.
Too Good To Waste	🔄	Five of eight food workshops completed.



A City of Connections

Access and connection to, from and within the City of Ryde. Providing safe, reliable and affordable public and private travel, transport and communication infrastructure.

Goal One	Goal Two	Goal Three
Our residents, visitors and workers are able to easily and safely travel on public transport to, from and within the City of Ryde.	Our community has the option to safely and conveniently drive, park, cycle or walk around their city.	Our residents, visitors, workers and businesses are able to communicate locally and globally.

Financial Position

- The City of Connections base budget is tracking well with year to date actual expenditure within 0.27% of year to date budget
- Capital Expenditure for projects was favourable to budget with major capital expenditure due in the following quarters. Capital Income has a favourable variance with the majority being Section 94.
- Non Capital projects are tracking well for the outcome with a number of expenses committed particularly for the Pedestrian Accessibility & Mobility Plan and Top Ryder Community Bus service.



	Revised Budget 2013/14 (\$'000)	Proposed Changes 2013/14	Projected Budget 2013/14	Actual YTD 2013/14	Budget YTD 2013/14	% Variance
Base						
Income	(7,053)	(300)	(7,353)	(4,223)	(3,437)	22.88%
Expenditure	8,255		8,255	3,711	3,701	0.27%
Net	1,202	(300)	902	(513)	264	-294.39%
Non-Capital						
Income	(325)	148	(177)	(58)	(100)	-41.59%
Expenditure	497	(48)	449	180	320	-43.88%
Net	172	100	272	121	220	-44.93%
Capital						
Income	(4,422)	(1,515)	(5,938)	(5,057)	(547)	824.15%
Expenditure	9,488	(17)	9,470	3,539	6,242	-43.31%
Net	5,065	(1,533)	3,533	(1,518)	5,694	-126.67%
Reserve Movement	(3,021)	1,515	(1,506)	(11)	(3,258)	-99.68%
Other Items						
Book Value of Assets						
Advances						
Loan Proceeds						
Loan Repayments						
Total Other Items						
Net Change In Working Capital	3,418	(217)	3,200	(1,920)	2,921	-165.74%

Progress against Projects

- The Footpath Construction Expansion Program (Budget \$459,840) is currently on track and seven (out of the 13) projects have been successfully completed, including works at Berryman Street (Morshead Street – Edmond St), Culloden Road (Plunkett Street – Epping Road), Fairyland Avenue (River Avenue – Quebec St), Jeanette Street (No.18, Jeanette Street), Spencer Street, Teemer Street (Tennyson Road - Cul-de-sac), Gaza Road (36 Maxim Street to 49 Bank St). The remaining projects are due to be completed in future quarters.
- The Road Kerb and Renewal Program (Budget \$1,160,000) is currently on track with two projects, Quarry Road (Heath Street - Olive Street), Douglas Street (Phillip Road – Waterview St) being completed and a number of other projects under construction and due to be completed in future quarters.



Operational Plan Projects for 2013/2014

Program/projects	Status	Comment
Roads Program		
Bridge Upgrade / Renewal	(O)	Works are programmed for Q3 and Q4.
Heavy Patching	(O)	Two major locations programmed, one in each quarter, with residual held to be done in Q4.
Road Kerb Renewal	(O)	
Road Resurfacing Renewal	(O)	Individual streets within program being done progressively.
Centres and Neighbourhood program		
Pedestrian Accessibility & Mobility Plan	(O)	Component to be undertaken by partner Council delayed.
Library program		
Renewal of Public PCs at Libraries	(O)	Delays due to resourcing issues. Expect to complete on time.
Paths and Cycleways program		
Cycleways Construction Renewal	(O)	Construction programmed to start Q3 and run through Q4.
Footpath Construction Expansion	(O)	
Footpath Construction Renewal	(O)	Program of more than 70 locations issued, with works to commence later in Q2.
Traffic & Transport program		
Bus Shelters - new	(O)	Procurement and DA process including consultation programmed in Q3 with installation Q4.

Program/projects	Status	Comment
Bus Stop DDA compliance	🔄	Works progressing.
Bus Stop Seats - new	🔄	Progressive installation occurring with footpath program.
Car Park Renewal	🔄	Programmed for Q3 and Q4.
Top Ryder Community Bus Service	🔄	Budget adjustment in December 2013 quarter pursuant to Council resolution 26 November 2013.
Traffic Committee Capital Works	🔄	Activities approved by Traffic Committee. Currently developing projects for design & approvals. Works scheduled for Q3 and Q4.
Traffic Facilities Renewal	🔄	
Foreshore program		
Seawalls/Retaining Walls Refurbishment	🔄	Programmed for Q4.

A City of Harmony & Culture

A welcoming and diverse community, celebrating our similarities and differences, in a vibrant city of culture and learning.

Goal One	Goal Two	Goal Three
Our residents are proud of their diverse community, celebrating their similarities and differences.	People living in and visiting our city have access to an inclusive and diverse range of vibrant community and cultural places and spaces.	Our community is able to learn and grow through a wealth of art, culture and lifelong learning opportunities.

Financial Position

- Year to date the Harmony & Culture Outcome is under budget by 25.88%.
- Base budget is on track to meet yearly target with expenditure showing a saving of 4% and the increase in revenue is due to the early payment of the library subsidy.
- Non-Capital projects are underspent with most projects still on track to be completed this financial year.

(\$'000)	Revised Budget 2013/14	Proposed Changes 2013/14	Projected Budget 2013/14	Actual YTD 2013/14	Budget YTD 2013/14	% Variance
Base						
Income	(1,132)	36	(1,096)	(890)	(435)	104.48%
Expenditure	5,635		5,635	2,671	2,782	-4.00%
Net	4,503	36	4,539	1,780	2,346	-24.12%
Non-Capital						
Income				(30)		
Expenditure	313		313	130	327	-60.31%
Net	313		313	100	327	-69.47%
Capital						
Income						
Expenditure	467		467	206	233	-11.70%
Net	467		467	206	233	-11.70%
Reserve Movement	(201)		(201)	(81)	(201)	-59.79%
Other Items						
Book Value of Assets						
Advances						
Loan Proceeds						
Loan Repayments						
Total Other Items						
Net Change In Working Capital	5,082	36	5,118	2,006	2,706	-25.88%

Progress against Projects





Highlights for this quarter include:

- Ryde Youth Theatre end of year performance took place on 11th and 12th October. The Opening night on 11th October and the two other sessions on Saturday 12th were at full capacity with families and supporters of Ryde Youth Theatre attending the performance and supporting the young actors.
- Finding Bennelong launch was held to honour Bennelong and the 200 years since his death in 1821 on 10th December. An educational resource Finding Bennelong was launched. Finding Bennelong is based on research by Dr Keith Vincent Smith, and tells the most up to date and comprehensive story of the man that played such a significant role in the nation's history.
- On Wednesday 11 December, 40 stakeholders from schools, youth organisations and other interested parties attended an information session regarding the new Integrated Youth Services Hub named 'Our Space', opening in Eastwood in the New Year.



Operational Plan Projects for 2013/2014

Key:  On track  Action required  Complete  Not started  Cancelled  Deferred

Program/projects	Status	Comment
Library program		
Library Books		
Community and Cultural program		
Live Neighbourhood Project		Finding Bennelong and Hungry for Art 2013 project delivered.
Ryde Youth Theatre Group		Business planning commenced to set a pathway for RYT to become a sustainable entity.
Land Use Planning program		
Heritage Grants Scheme		Three more applications received. Expenditure expected to return to budget in Q3.

A City of Progressive Leadership

A well led and managed city, supported by ethical organisations which deliver projects and services to the community by listening, advocating and responding to their needs.

Goal One	Goal Two	Goal Three
Our city is well led and managed.	The City of Ryde will deliver value for money services for our community and our customers.	Our residents trust their council, feel well informed, heard, valued and involved in the future of their city.

Financial Position

- Base Income was slightly higher than budgeted with a variance of 2%. Base Expenditure was under expended by \$1,394,000 with a variance of -13% against budget of \$10,834,000.
- Non-Capital expenditure was also under expended by \$592,000 and had a variance of -67% against budget of \$883,000.
- Capital income was generated from sale of property and plant and fleet assets. Capital expenditure was under expended by \$1,964,000 and had a variance of -49% against budget of \$4,045,000.

	Revised Budget 2013/14 (\$'000)	Proposed Changes 2013/14	Projected Budget 2013/14	Actual YTD 2013/14	Budget YTD 2013/14	% Variance
Base						
Income	(57,134)	(15)	(57,149)	(53,393)	(52,245)	2.20%
Expenditure	22,793	29	22,822	9,440	10,834	-12.87%
Net	(34,341)	14	(34,328)	(43,953)	(41,411)	6.14%
Non-Capital						
Income	(30)		(30)			
Expenditure	1,428	67	1,495	291	883	-67.01%
Net	1,398	67	1,465	291	883	-67.01%
Capital						
Income				(948)		
Expenditure	6,933	2	6,935	2,081	4,045	-48.55%
Net	6,933	2	6,935	1,134	4,045	-71.98%
Reserve Movement	295	796	1,091	(536)	(2,763)	-80.59%
Other Items						
Book Value of Assets	(1,150)	(894)	(2,044)	(1,310)	(575)	127.87%
Advances						
Loan Proceeds						
Loan Repayments	528		528	252	264	-4.48%
Total Other Items	(622)	(894)	(1,516)	(1,058)	(311)	240.35%
Net Change In Working Capital	(26,336)	(16)	(26,352)	(44,122)	(39,557)	11.54%

Progress against Projects

- Civic Centre Refurbishment project continues. Built documentation completed, Request for Quotation for the engineering services is completed and engineers have been appointed. Access consultant RFQ process completed assessment and appointment pending. Workshops commenced on the interior facility planning and design process. Staff allocations and floor accommodation stacking underway.



- Information Technology renewals project is tracking well. Around 360 new computers have been rolled out with Windows 7 and Office 2010 installed. 70 laptops are being prepared for rollout. Examined technology options for Corporate Data Storage Expansion requirements.
- TechOne Enhancements project has made good in-roads, with modules fully scoped. There will be four modules completed this financial year, as well as additional functionality within the system. Scoping for the last phase of the project will be started by the end of June.
- All projects from the Operational Plan that have commenced are on track.

Operational Plan Projects for 2013/2014

Key: On track Action required Complete Not started Cancelled Deferred

Program/projects	Status	Comment
Property Portfolio program		
Civic Centre Refurbishment		Built documentation completed, RFQ for the engineering services is completed and engineers have been appointed. Access consultant RFQ process completed assessment and appointment pending. Workshops commenced on the interior facility planning and design process. Staff allocations and floor accommodation stacking underway.
Commercial Buildings Renewal		Awaiting Design report/feedback.
Corporate Buildings Renewals		This is being held to be used in conjunction with the Civic Centre Refurbishment project, plus other minor works, as they are identified.
Land Register & CT System Review		Testing complete. System scheduled to go-live in January 2014.

Customer and Community Relations program



Program/projects	Status	Comment
Community Council Meetings	🔄	Meetings conducted in each ward. Report to go to Council in February regarding the future of the project.
eBusiness - Smart Forms	🔄	On track. More work needs to be done with regard to online payments.
Let's Talk Community Engagement	🔄	On Track
Market Segmentation Study (City View Review/Communications Plan)	🔄	On Track
Web Content Management System	🔄	Currently in the RFQ process with four suppliers.
Community and Cultural program		
Grants Management Software	✓	Completed
Risk Management program		
Automating the Procurement Process	🔄	The launch of the framework has been held (November 2013) with minor refinements ongoing. The results of the Ernst and Young procurement review are being reviewed.
Corruption Prevention System	⊖	Programmed for a future Quarter this Financial Year.
Strategic City program		
CPR system enhancements and dashboard	⊖	This is currently on hold, pending the outcome of the PMCoR application (due 31 March 2014) and the other LGSS developments.
Review of the Community Strategic Plan	⊖	This is on hold pending Council's decision on the outcome of the Financial Futures Workshops and the outcome of the ICAC investigation.
Land Use Planning program		



Program/projects	Status	Comment
Electronic Development Assessment Project	⊖	Project not started. Software provider in voluntary administration. Meeting with new provider to be undertaken in Q3.
Electronic Housing Code	⌚	Project to be completed in-house and under-budget in Q3.
Electronic VPA & S94 system	⊖	This project has not commenced due to the need to substantially commence stage three of the Developer Contributions Project relating to implementation processes and procedures which will assist in the development of the register. The commencement of the project is also reliant of the scheduling of the TechOne upgrade. Funds will be required to be carried over into 2014/15 to allow the completion of the project.

Internal Corporate Services program

GPIMS - System Development	⌚	
Information Technology Renewals	⌚	Around 360 new computers have been rolled out with Windows 7 and Office 2010 installed. Seventy laptops are being prepared for rollout. Examined technology options for Corporate Data Storage Expansion requirements.
Kiosk Online Timesheets	⊖	Project approved to be cancelled in the September quarterly review.
Plant & Fleet Purchases	⌚	
Policy Framework for WH&S	⌚	This relates to the project to align Council's WHS Policy/Procedural framework to new WHS harmonisation legislation. A funding adjustment has been made in the quarterly review as these funds were carried forward from last financial year (funded out of WHS and Injury Management reserve).
TechOne Enhancements	⌚	There have been good in-roads made into this project, with modules fully scoped. There will be four modules completed this financial year, as well as additional functionality within the system. Scoping for the last phase of the project will be started by the end of June.
Upgrade of Telephony System	⌚	Procurement complete and preferred supplier to be engaged. Project is on track.

1. Open Space, Sport & Recreation program

Developing, delivering, maintaining and managing all our sports, recreation, outdoor, open spaces and natural areas infrastructure, services and facilities.

Key: 🟢 On track ✖ Action required ✔ Complete ⊖ Not started ⊘ Cancelled ▶▶ Deferred

1.1. PERFORMANCE INDICATORS

Measure	2013/2014 Target	YTD Progress	Status	Comment
% of project milestones met on time	90%	80%	✖	20/25 milestones completed YTD.
No. of visitors to RALC	>= 690,000	372,263	🟢	Quarter 2 visits - 221,178.
% compliance with pool water bacteriological criteria	= 100%	100%	🟢	

1.2. BASE BUDGET

	YTD Budget \$	YTD Actual \$	Comment
Income	-3,402,000	-3,771,000	
Expense	6,498,000	6,527,000	
Total Base Budget	3,096,000	2,756,000	

1.3. PROJECTS

Approved Projects	2013/2014 Budget \$	YTD Actual \$	Status	Comment
Sportsfield Floodlighting	90,000	27,333	🔄	Project is in procurement phase.
Sportsfield Renewal & Upgrade	689,580	206,879	🔄	Project is in procurement phase.
RALC Asset Renewal	120,000	2,852	🔄	On track for completion of procurement by 30 June 2014.
Sportsground Amenities Renewal & Upgrade	660,400	80,858	🔄	Tender report for ELS Hall Park due to Council to negotiate with contractors.
Playground Construction - Renewal	652,778	327,585	🔄	Project is in procurement phase.
Active in Ryde Program Implementation	18,651	4,020	🔄	Program underway. Major expenditure expected later in the financial year.
Protecting Biodiversity in Ryde	60,000	0	🔄	This is a two year project. Due for completion in 2015.
Street Tree Planting Program	75,000	17,458	🔄	Planting programmed for future Quarter this Financial Year.
Park & Open Space Tree Planting Program	26,894	3,750	🔄	Programmed for fourth quarter this Financial Year.
Delineation of Natural Area	18,770	2,047	🔄	Programmed for fourth quarter this Financial Year.
Implementation of Children Play Plan	1,372,500	225,000	🔄	Project is in design phase.

New Projects	2013/2014 Budget \$	YTD Actual \$	Status	Comment
Asbestos Remediation - Holt Park	155,000	144,907	✓	



Carryover Projects	2013/2014 Budget \$	YTD Actual \$	Status	Comment
Sportsfield Floodlighting Expansion	266,559	5,374	🔄	Awaiting Community Consultation results/feedback.
Sportsground Amenities Upgrades Expansion	258,718	3,115	🔄	Santa Rosa scope varied due to Council resolution. Design in progress to facilitate two amenities.
Integrated Open Space Plan Implementation	16,219	26,675	🔄	Report presented to ET in November. Presentation to Council scheduled for 18 March 2014.
Feasibility study on synthetic fields	13,059	0	✓	Project completed. Final invoice to be paid in Q3. Following payment of the invoice, remaining funds to be redirected to Integrated Open Space Plan Implementation.
Brush Farm Park	57,275	160	🔄	Procurement of contractors in progress.
Magdala Park	0	0	✓	
Playing Field Lighting Upgrade (ESD, POT p.58)	0	0	✓	
Ryde Parramatta River Walk (POT p.43/57)	1,277,337	56,970	▶▶	Awaiting approval from Federal Government.
Brush Farm Park – Initiation of Action Plan	30,757	0	🔄	Procurement of contractors in progress.
Field of Mars – Initiation of Action Plan	24,128	35,140	✓	Project completed. Funds to cover over expenditure as part of Q3 review.
Surf Attraction	1,612,140	77,393	🔄	Practical completion scheduled in Q4, 2014.
Cogeneration Plant @ RALC	778,290	448,644	🔄	Practical Completion achieved November 2013 - ongoing testing & tuning.

2. Roads Program

Managing and maintaining our roads, bridges and retaining walls.

Key: 🔄 On track ✖ Action required ✔ Complete ⊖ Not started ⊘ Cancelled ▶ Deferred

2.1. PERFORMANCE INDICATORS

Measure	2013/2014 Target	YTD Progress	Status	Comment
% of project milestones met on time	90%	100%	🔄	

2.2. BASE BUDGET

	YTD Budget \$	YTD Actual \$	Comment
Income	-1,242,000	-1,205,000	
Expense	1,530,000	1,407,000	
Total Base Budget	288,000	202,000	

2.3. PROJECTS

Approved Projects	2013/2014 Budget \$	YTD Actual \$	Status	Comment
Road Resurfacing Renewal	2,932,652	1,025,501	🔄	Individual streets within program being done progressively.
Road Kerb Renewal	1,160,000	508,300	🔄	
Bridge Upgrade / Renewal	106,090	15,914	🔄	Works are programmed for Q3 and Q4.
Heavy Patching	212,180	88,214	🔄	Two major locations programmed, one in each quarter, with

Approved Projects	2013/2014 Budget \$	YTD Actual \$	Status	Comment
residual held to be done in Q4.				



3. Property Portfolio program

Developing, managing and maintaining our portfolio of corporate, commercial and civic properties.

Key: ⊙ On track ✗ Action required ✓ Complete ⊖ Not started ⊘ Cancelled ▶ Deferred

3.1. PERFORMANCE INDICATORS

Measure	2013/2014 Target	YTD Progress	Status	Comment
% of project milestones met on time	90%	71%	✗	5/7 milestones completed YTD.

3.2. BASE BUDGET

	YTD Budget \$	YTD Actual \$	Comment
Income	-933,000	-1,254,000	
Expense	1,970,000	1,483,000	
Total Base Budget	1,037,000	229,000	

3.3. PROJECTS

Approved Projects	2013/2014 Budget \$	YTD Actual \$	Status	Comment
Corporate Buildings Renewals	400,000	60,000	⊖	This is being held to be used in conjunction with the Civic Centre Refurbishment project, plus other minor works, as they are identified.
Commercial Buildings Renewal	250,000	53,663	⊙	Awaiting Design report/feedback.
Land Register & CT System Review	69,467	46,757	⊙	Testing complete. System scheduled to go-live in January 2014.

Approved Projects	2013/2014 Budget \$	YTD Actual \$	Status	Comment
Civic Centre Refurbishment	1,493,139	283,909	🔄	Interior fit out design and documentation complete is milestone missed. Built documentation completed, RFQ for the engineering services is completed and engineers have been appointed. Access consultant RFQ process completed assessment and appointment pending. Workshops commenced on the interior facility planning and design process. Staff allocations and floor accommodation stacking underway.

Carryover Projects	2013/2014 Budget \$	YTD Actual \$	Status	Comment
West Ryde Community Facility - Project Management	249,755	4,518	🔄	Provision for project finalisation costs.

4. Catchment program

Managing, monitoring and maintaining water quality and reuse, our stormwater and natural waterways.

Key: 🔄 On track ✖ Action required ✔ Complete ⊖ Not started ⊘ Cancelled ▶ Deferred

4.1. PERFORMANCE INDICATORS

Measure	2013/2014 Target	YTD Progress	Status	Comment
% of project milestones met on time	90%	91%	🔄	

4.2. BASE BUDGET

	YTD Budget \$	YTD Actual \$	Comment
Income	-15,000	-28,000	
Expense	1,051,000	1,074,000	
Total Base Budget	1,036,000	1,046,000	

4.3. PROJECTS

Approved Projects	2013/2014 Budget \$	YTD Actual \$	Status	Comment
Stormwater Asset Replacement Renewal	1,044,630	565,001	🔄	
Stormwater Improvement Works Renewal	1,517,746	258,353	🔄	
Water Quality Improvement Plan	15,000	15,000	🔄	Ryde component of regional project is on track. Ryde's funding contribution was paid this quarter.

Approved Projects	2013/2014 Budget \$	YTD Actual \$	Status	Comment
Shrimptons Creek Stormwater Work Stage 2	416,062	207,907	🔄	

Carryover Projects	2013/2014 Budget \$	YTD Actual \$	Status	Comment
Town Centre Flood Feasibility Study	97,970	1,750	🔄	
River to River Corridors Project	11,013	5,051	✓	Budget balance committed by purchase orders and is awaiting invoices for payment.




5. Centres and Neighbourhood program

Developing, delivering, maintaining and managing all our public domain infrastructure, facilities and place management.

Key:  On track  Action required  Complete  Not started  Cancelled  Deferred





5.1. PERFORMANCE INDICATORS

Measure	2013/2014 Target	YTD Progress	Status	Comment
% of project milestones met on time	90%	88%		On track within a 5% tolerance.

5.2. BASE BUDGET

	YTD Budget \$	YTD Actual \$	Comment
Income	-4,000	-2,000	
Expense	1,686,000	1,658,000	
Total Base Budget	1,682,000	1,656,000	

5.3. PROJECTS

Approved Projects	2013/2014 Budget \$	YTD Actual \$	Status	Comment
Town Centre Upgrade Renewal	1,475,326	563,794		Upgrades to Church St have been completed.
Pedestrian Accessibility & Mobility Plan	56,650	0		Component to be undertaken by partner Council delayed.
Elouera Reserve Upgrade	468,000	60,000		Project commenced.
Macquarie Park Wayfinding Signage	100,000	58,620		Completed under budget, unspent funds returned to Macquarie



Approved Projects	2013/2014 Budget \$	YTD Actual \$	Status	Comment
				Park Reserve.
Public Domain Upgrade Waterloo Rd	300,000	45,000	🔄	Project delayed due to weather and utilities.

Carryover Projects	2013/2014 Budget \$	YTD Actual \$	Status	Comment
Neighbourhood Centre Renewal	403,433	330,744	🔄	Project progressing as scheduled - expected to be delivered on budget.
Public Wi-Fi Feasibility Study	10,574	2,327	✓	Remaining funds allocated for licencing fees.
Public Domain Upgrade Waterloo Rd	558,521	307,766	✓	Utilities work re-scoped and additional work required.
Boronia Park Centre – Design and Construction	129,802	16,701	🔄	
Rowe Street Detailed Design	0	0	▶▶	Deferred. Funds transferred to Neighbourhood Centre Renewal Project (Capital Works Steering Committee 06/08/13).
Eastwood Master Plan Review	31,790	0	🔄	Master Plan to be exhibited in Q3, in accordance with Council's resolution. Funds may be required to be carried over into 2014/15 to allow the preparation of the DCP/ LEP.

6. Library program

Delivering all our library services.

Key: 🔄 On track ✖ Action required ✔ Complete ⊖ Not started ⊘ Cancelled ▶ Deferred

6.1. PERFORMANCE INDICATORS

Measure	2013/2014 Target	YTD Progress	Status	Comment
% of project milestones met on time	90%	76%	✖	13/17 milestones completed YTD.
No. of library loans per capita (combined Ryde/Hunters Hill population is utilised)	>= 8.1	4.4	🔄	On track to meet yearly target. Q2 result of two loans per capita.
No. of visits to the library annually	>= 900,000	499,581	🔄	On track to meet yearly target. Q2 result of 228,502 visits.

6.2. BASE BUDGET

	YTD Budget \$	YTD Actual \$	Comment
Income	-334,000	-741,000	
Expense	2,456,000	2,286,000	
Total Base Budget	2,122,000	1,545,000	

6.3. PROJECTS

Approved Projects	2013/2014 Budget \$	YTD Actual \$	Status	Comment
Community Buildings Renewals - Libraries	100,000	17,000	🔄	Programmed for future Quarter this Financial Year.

Approved Projects	2013/2014 Budget \$	YTD Actual \$	Status	Comment
Library Books	466,960	208,384	🔄	
Digital enhancement for Libraries	25,000	0	🔄	Delays due to staff resourcing issues.
Renewal of Public PCs at Libraries	70,000	0	🔄	Delays due to staff resourcing issues. Expect to complete on time.

Carryover Projects	2013/2014 Budget \$	YTD Actual \$	Status	Comment
Libraries for Ryde	39,975	1,650	🔄	Some delays, project progressing and will be completed this financial year.

7. Governance and Civic program

Supporting our mayor and councillors; through council process and civic events; and providing guidance on governance to support other areas of council.

Key: ✔ On track ✘ Action required ✓ Complete ⊖ Not started ⊘ Cancelled ▶▶ Deferred

7.1. PERFORMANCE INDICATORS

Measure	2013/2014 Target	YTD Progress	Status	Comment
% of project milestones met on time	90%	NA	-	
Number of known breaches of statutory/council policy requirements	<= 0	1	✘	There was a breach with regard to the Privacy and Personal Information Protection Act and Council's failure to undertake an internal review within the prescribed timeframe. This review is currently underway and the Office of the Information and Privacy Commission has been advised. A report with recommendations will be provided following the completion of the internal review process.
% of Councillor requests responded to within agreed service standard	>= 95%	85.3%	✘	Councillor requests are required to be responded to within 5 days. Although this target was only met for 85.3% of requests, the average response time during the quarter was 3.35 days for 295 requests received. Helpdesk requests continue to be monitored. It is recommended that consideration be given to reducing this KPI target - it has proven to be unattainable and could be considered unreasonable.



7.2. BASE BUDGET

	YTD Budget \$	YTD Actual \$	Comment
Income	-2,000	-3,000	
Expense	1,899,000	2,088,000	
Total Base Budget	1,897,000	2,085,000	

7.3. PROJECTS

New Projects	2013/2014 Budget \$	YTD Actual \$	Status	Comment
Independent Review Panel Recommendation	40,000	26,469	✓	The final report from this was presented to a Council Workshop on 8 October 2013.

Carryover Projects	2013/2014 Budget \$	YTD Actual \$	Status	Comment
Webcasting	13,641	0	🔄	Expenses to be journalled to project. Project is now on track to revised completion date of February 2014.
Delegations Register in CHRIS	1,025	0	🔄	Proof of concept complete. Final stage currently underway.

8. Customer and Community Relations program

Engaging with our community, all media and community relations, branding and marketing our city and developing and managing all our customer services.

Key: 🔄 On track ✖ Action required ✔ Complete ⊖ Not started ⊘ Cancelled ▶▶ Deferred

8.1. PERFORMANCE INDICATORS

Measure	2013/2014 Target	YTD Progress	Status	Comment
% of project milestones met on time	90%	86%	🔄	
% of Calls to the Customer Call Centre Resolved at the first point of contact	>= 85%	87.4%	🔄	A strong result given the ongoing training of new staff and the significant increases in call numbers.

8.2. BASE BUDGET

	YTD Budget \$	YTD Actual \$	Comment
Income	-9,000	-7,000	
Expense	1,743,000	1,366,000	
Total Base Budget	1,734,000	1,359,000	

8.3. PROJECTS

Approved Projects	2013/2014 Budget \$	YTD Actual \$	Status	Comment
Web Content Management System	112,696	6,000	🔄	Currently in the RFQ process with four suppliers.
eBusiness - Smart Forms	75,000	16,950	🔄	On track. More work needs to be done with finance regarding online payments.



Approved Projects	2013/2014 Budget \$	YTD Actual \$	Status	Comment
Let's Talk Community Engagement	60,000	5,699	🔄	
Market Segmentation Study (City View Review/Communications Plan)	100,000	3,211	🔄	
Community Council Meetings	20,000	6,339	🔄	Meetings conducted in each ward. Report to go to Council in February regarding the future of the project.

Carryover Projects	2013/2014 Budget \$	YTD Actual \$	Status	Comment
Ryde Planning and Business Centre	26,320	20,811	✓	Agreed to move to one Saturday per month. Project completed with budget moved to base for future years.
CRM Workflow Update	77,500	2,800	✗	Project postponed due to resources and organisational requirements. Some elements will be delivered by end of June 2014 (web input). There will be substantial savings identified in Q3.
Council Resolved Community Engagement	47,724	36,218	🔄	Report to Council in February regarding the status of this project.










9. Community and Cultural program

Managing all community services, community development, community buildings and events and driving cultural development.

Key:  On track  Action required  Complete  Not started  Cancelled  Deferred

9.1. PERFORMANCE INDICATORS

Measure	2013/2014 Target	YTD Progress	Status	Comment
% of project milestones met on time	90%	91%		
No. of new clients using the home modification service	>= 250	101		49 for the quarter. On track to meet yearly target.
No. of children immunised	>= 1600	660		280 for the quarter. On track to meet yearly target.
No. of people attending key events and programs conducted by CoR	>= 100000	88,550		150 - Citizenship Ceremonies 85,000 - Granny Smith Festival 400 - Cinema in the Plaza 3,000 - Community Christmas Celebration.
% capacity of leased halls booked (capacity based on 8 hour booking per day)	>= 60%	70%		
% customer satisfaction index for halls and meeting room hire service	>= 80%	84%		
% capacity of meeting rooms booked (capacity based on 8 hour booking per day)	>= 40%	58%		



9.2. BASE BUDGET

	YTD Budget \$	YTD Actual \$	Comment
Income	-778,000	-853,000	
Expense	1,597,000	1,500,000	
Total Base Budget	819,000	647,000	

9.3. PROJECTS

Approved Projects	2013/2014 Budget \$	YTD Actual \$	Status	Comment
Community Buildings Renewal	158,000	59,977	🔄	
Live Neighbourhood Project	129,668	95,535	🔄	Finding Bennelong and Hungry for Art 2013 projects delivered.
Ryde Youth Theatre Group	123,010	31,812	🔄	Business planning commenced for RYT to become a sustainable entity.
Community Garden & Nursery	34,344	16	🔄	Council resolution required redesign with the addition of public toilets.
Grants Management Software	12,500	11,364	✓	
Temporary Employment of P/T Officer	82,400	0	🔄	
Addington House - Renovation	149,851	156,005	✓	

New Projects	2013/2014 Budget \$	YTD Actual \$	Status	Comment
Operational Asset Management Plan	12,000	0	🔄	Project completion pending outcome of the overall asset management project.

Carryover Projects	2013/2014 Budget \$	YTD Actual \$	Status	Comment
Crime Prevention Plan - implementation	22,801	20,144	✓	
Feasibility Study Community Hub-Eastwood	89,250	52,882	🔄	Project on track - Council workshop scheduled for March 2014.

10. Risk Management program

Managing all legal services, procurement and internal auditing, assessing and managing business continuity, risk and disaster management.

Key:  On track  Action required  Complete  Not started  Cancelled  Deferred



10.1. PERFORMANCE INDICATORS

Measure	2013/2014 Target	YTD Progress	Status	Comment
% of project milestones met on time	90%	NA	-	

10.2. BASE BUDGET

	YTD Budget \$	YTD Actual \$	Comment
Income	-37,000	-132,000	
Expense	1,483,000	1,536,000	
Total Base Budget	1,446,000	1,404,000	

10.3. PROJECTS

Approved Projects	2013/2014 Budget \$	YTD Actual \$	Status	Comment
Automating the Procurement Process	23,500	0		The launch of the framework has been held (November 2013) with minor refinements ongoing. The results of the Ernst and Young procurement review are being reviewed at the moment.
Corruption Prevention System	10,000	0		Programmed for future Quarter this Financial Year.

Carryover Projects	2013/2014 Budget \$	YTD Actual \$	Status	Comment
Internal Audit Quality Assessment	13,000	0	⊖	Not due to commence until Q4 of this financial year.
Enterprise Risk Management Plan	0	2,556	↻	Cost allocation incorrect, to be adjusted.



11. Paths and Cycleways program

Developing, managing and maintaining our footpaths and cycleways.

Key: 🔄 On track ✖ Action required ✔ Complete ⊖ Not started ⊘ Cancelled ▶ Deferred

11.1. PERFORMANCE INDICATORS

Measure	2013/2014 Target	YTD Progress	Status	Comment
% of project milestones met on time	90%	71%	✖	5/7 milestones completed YTD.

11.2. BASE BUDGET

	YTD Budget \$	YTD Actual \$	Comment
Income	-2,000	-3,000	
Expense	258,000	306,000	
Total Base Budget	256,000	303,000	

11.3. PROJECTS

Approved Projects	2013/2014 Budget \$	YTD Actual \$	Status	Comment
Cycleways Construction Renewal	445,660	50,684	🔄	Construction programmed to start Q3 and run through Q4.
Footpath Construction Renewal	232,500	34,956	🔄	Program of more than 70 locations issued, with works to commence later in Q2.
Footpath Construction Expansion	459,840	276,859	🔄	

New Projects	2013/2014 Budget \$	YTD Actual \$	Status	Comment
Macquarie Park TfNSW ECRL Station Access Works	2,279,370	1,356,852	🔄	Three project sites, being Waterloo Rd, Lane Cove Rd & Delhi Rd. Waterloo was completed November 2013, Lane Cove Rd due for completion late February 2014, and Delhi Rd to be completed Q4.

Carryover Projects	2013/2014 Budget \$	YTD Actual \$	Status	Comment
Asset Management - Condition Data	18,605	33,560	✓	Project completed. Additional costs over budget for the configuration of Works Request system to manage condition data in TechOne as an integrated asset register.



12. Environmental program

Monitoring and managing our environmental performance, developing environmental policy and making our community aware of environmental impact.

Key: ⊞ On track ✗ Action required ✓ Complete ⊖ Not started ⊘ Cancelled ▶▶ Deferred

12.1. PERFORMANCE INDICATORS

Measure	2013/2014 Target	YTD Progress	Status	Comment
% of project milestones met on time	90%	100%	⊞	

12.2. BASE BUDGET

	YTD Budget \$	YTD Actual \$	Comment
Income	-5,000	-5,000	
Expense	248,000	227,000	
Total Base Budget	243,000	222,000	

12.3. PROJECTS

Approved Projects	2013/2014 Budget \$	YTD Actual \$	Status	Comment
Youth Waste & Environment Project (YEP)	20,000	0	⊞	Budget has been committed. Works pending to be complete.
Business Sustainability - City Switch	15,000	0	⊞	Expenditure to be committed during Q3 2013/14.
Hot Water Efficiency in Community Buildings	111,000	43,080	⊞	Project is ahead of schedule and proceeding well.



Carryover Projects	2013/2014 Budget \$	YTD Actual \$	Status	Comment
Business Audit Program	6,768	4,584	✓	To finalise project expenditure during Q3 2013/14.



13. Strategic City program

Providing strategic direction and planning; and managing the reporting of our corporate performance.

Key: ✔ On track ✘ Action required ✓ Complete ⊖ Not started ⊗ Cancelled ▶ Deferred

13.1. PERFORMANCE INDICATORS

Measure	2013/2014 Target	YTD Progress	Status	Comment
% of project milestones met on time	90%	NA	-	

13.2. BASE BUDGET

	YTD Budget \$	YTD Actual \$	Comment
Income			
Expense	18,000	41,000	
Total Base Budget	18,000	41,000	

13.3. PROJECTS


Approved Projects	2013/2014 Budget \$	YTD Actual \$	Status	Comment
Review of the Community Strategic Plan	50,000	0	⊖	This is on hold pending Council's decision on the outcome of the Financial Futures Workshops and the outcome of the ICAC investigation.
CPR system enhancements and dashboard	30,000	0	⊖	This is currently on hold, pending the outcome of the PMCoR application (Due 31 March 2014) and the other LGSS developments.

14. Land Use Planning program

Planning, delivering and managing our land and urban design and enhancing and informing on our heritage.

Key:  On track  Action required  Complete  Not started  Cancelled  Deferred




14.1. PERFORMANCE INDICATORS

Measure	2013/2014 Target	YTD Progress	Status	Comment
% of project milestones met on time	90%	50%		3/6 milestones completed YTD.

14.2. BASE BUDGET

	YTD Budget \$	YTD Actual \$	Comment
Income	-8,000	-207,000	
Expense	404,000	454,000	
Total Base Budget	396,000	247,000	

14.3. PROJECTS

Approved Projects	2013/2014 Budget \$	YTD Actual \$	Status	Comment
Electronic Development Assessment Project	96,800	0		Project not started. Software provider in voluntary administration. Meeting with new provider to be undertaken in Q3.
Transport Management Association for Macquarie Park	250,000	114		Funds committed, invoice to be processed in Q3.
Development Contributions Position	140,000	82,585		Completed in Q1.

Approved Projects	2013/2014 Budget \$	YTD Actual \$	Status	Comment
Heritage Grants Scheme	20,000	660	🔄	Three more applications received. Expenditure expected to return to budget in Q3.
Electronic VPA & S94 system	100,000	0	⊖	This project has not commenced due to the need to substantially commence stage three of the Development Contributions Project relating to implementation processes and procedures which will assist in the development of the register. The commencement of the project is also reliant on the scheduling of the TechOne upgrade. Funds will be required to be carried over into 2014/15 to allow the completion of the project.
Electronic Housing Code	60,000	74	🔄	Project to be completed in-house and under-budget in Q3.
Meadowbank Station Precinct Master Plan	150,000	0	✖	Project brief advertised consultant to be engaged in Q3. Funds will be required to be carried over into 2014/15.

Carryover Projects	2013/2014 Budget \$	YTD Actual \$	Status	Comment
Section 94 Contribution Plan	181,166	52,187	🔄	Work commenced on s94A plan. It is anticipated that funds may be required to be carried over in 2014/15 to allow the completion of stage two and three of the Project
Macquarie Park DCP	120,970	59,407	🔄	
Review Stormwater DCP and align WSUD	63,152	19,510	🔄	Project has been brought in -house to finalise draft DCP and Technical Manual and associated Customer information brochures and guidelines. Work to be undertaken February / March 2014. Final documents due to Group Manager Environment and Planning 26 March 2014.

Carryover Projects	2013/2014 Budget \$	YTD Actual \$	Status	Comment
Consultant for Nth Ryde Station Precinct	9,373	9,373	⊘	Council resolved to cancel project at its meeting of 24 September 2013.



15. Traffic & Transport program

Managing our transport, traffic and car parking; developing sustainable transport options.

Key: 🔄 On track ✖ Action required ✔ Complete ⊖ Not started ⊘ Cancelled ▶ Deferred

15.1. PERFORMANCE INDICATORS

Measure	2013/2014 Target	YTD Progress	Status	Comment
% of project milestones met on time	90%	83%	✖	5/6 milestones completed YTD
No. of passengers transported by Top Ryder Community Bus Service	>= 50000	32,371	🔄	15,972 for quarter. On track to meet yearly target.

15.2. BASE BUDGET

	YTD Budget \$	YTD Actual \$	Comment
Income	-245,000	-292,000	
Expense	347,000	357,000	
Total Base Budget	102,000	65,000	

15.3. PROJECTS


Approved Projects	2013/2014 Budget \$	YTD Actual \$	Status	Comment
Traffic Facilities Renewal	187,580	41,061	🔄	
Car Park Renewal	154,500	23,175	🔄	Programmed for Q3 and Q4.

Approved Projects	2013/2014 Budget \$	YTD Actual \$	Status	Comment
Top Ryder Community Bus Service	297,000	121,125	🔄	Budget adjustment in December 2013 quarter pursuant to Council resolution 26 November 2013.
Bus Shelters - new	42,440	6,366	🔄	Procurement and DA process including consultation programmed in Q3 with installation Q4.
Bus Stop DDA compliance	84,870	19,039	🔄	Works progressing.
Bus Stop Seats - new	31,830	4,775	🔄	Progressive installation occurring with footpath program.
Traffic Committee Capital Works	234,500	27,533	🔄	Activities approved by Traffic Committee. Currently developing projects for design & approvals. Works scheduled for Q3 and Q4.

Carryover Projects	2013/2014 Budget \$	YTD Actual \$	Status	Comment
Meadowbank/Gladesville Traffic Study	143,615	58,692	🔄	Delayed due to tie in with Morrison Rd (east of Church St) issues, RMS has not approved study scoping and objectives.
Agincourt Rd - Balaclava Rd TCS	682,268	0	✗	CoR is carrying out works for RMS under Bus Priority program, with works fully paid by RMS. Currently re-tendering as first round were unacceptably high and above RMS budget.
Rowe Street Eastwood - Traffic Calming	18,672	898	✓	Budget showing is expenditure only; the actual includes RMS Grant income of \$18k.

16. Economic Development program

Business sector and economic development.

Key:  On track  Action required  Complete  Not started  Cancelled  Deferred



16.1. PERFORMANCE INDICATORS

Measure	2013/2014 Target	YTD Progress	Status	Comment
% of project milestones met on time	90%	100%		

16.2. BASE BUDGET

	YTD Budget \$	YTD Actual \$	Comment
Income	-2,000	-2,000	
Expense	76,000	74,000	
Total Base Budget	74,000	72,000	

16.3. PROJECTS

Approved Projects	2013/2014 Budget \$	YTD Actual \$	Status	Comment
Economic Development Plan Implementation	40,000	15,115		Program on-track - expected to be delivered on-budget.
Implementation-Macquarie Park Marketing Plan	96,930	36,005		



Carryover Projects	2013/2014 Budget \$	YTD Actual \$	Status	Comment
Macquarie Park Website	49,350	8,373	✓	Project complete - funds committed, awaiting processing.
City of Ryde Food & Festivals Guide	14,450	4,300	✓	Completed in Q1 under budget. Some funds returned to General Revenue, some funds retained for re-printing.



17. Organisational Development program

Addressing workforce planning, driving culture and performance, assessing process efficiency and overseeing all corporate communications.

Key: 🔄 On track ✖ Action required ✔ Complete ⊖ Not started ⊘ Cancelled ▶ Deferred

17.1. PERFORMANCE INDICATORS

Measure	2013/2014 Target	YTD Progress	Status	Comment
% of project milestones met on time	90%	100%	🔄	

17.2. BASE BUDGET

	YTD Budget \$	YTD Actual \$	Comment
Income	-3,000	-3,000	
Expense	65,000	47,000	
Total Base Budget	62,000	44,000	

17.3. PROJECTS

Carryover Projects	2013/2014 Budget \$	YTD Actual \$	Status	Comment
Performance Review Process	30,481	8,400	🔄	
PMCOR System Development	35,000	16,598	🔄	
Best Value Reviews (annual)	13,814	8,070	🔄	Project is now complete.
Internal Communication (Incl Intranet)	0	0	⊘	Project approved to be cancelled in the Q1 review.

18. Foreshore program

Managing all aspects of our foreshore.

Key: 🔄 On track ✖ Action required ✔ Complete ⊖ Not started ⊗ Cancelled ▶ Deferred

18.1. PERFORMANCE INDICATORS

Measure	2013/2014 Target	YTD Progress	Status	Comment
% of project milestones met on time	90%	NA	-	

18.2. BASE BUDGET

	YTD Budget \$	YTD Actual \$	Comment
Income			
Expense	28,000	14,000	
Total Base Budget	28,000	14,000	

18.3. PROJECTS

Approved Projects	2013/2014 Budget \$	YTD Actual \$	Status	Comment
Seawalls/Retaining Walls Refurbishment	53,000	7,950	🔄	Programmed for Q4.

19. Regulatory program

Delivering all our regulatory assessments and activities, including building regulations, environmental regulations, road, parking and footpath enforcement and animal management.

Key: 🟢 On track ✖ Action required ✔ Complete ⊖ Not started ⊘ Cancelled ▶ Deferred

19.1. PERFORMANCE INDICATORS

Measure	2013/2014 Target	YTD Progress	Status	Comment
% of project milestones met on time	90%	NA	-	
No. of food premises inspections	>= 1000	285	✖	105 food shop inspections completed in Q2. Tracking behind annual target. One staff member who was on extended Long Service Leave during Q1 has now resigned. It is proposed to increase inspection numbers over next two quarters when staff replacement is recruited.

19.2. BASE BUDGET

	YTD Budget \$	YTD Actual \$	Comment
Income	-3,223,000	-4,403,000	
Expense	3,610,000	3,413,000	
Total Base Budget	387,000	-990,000	

19.3. PROJECTS

Approved Projects	2013/2014 Budget \$	YTD Actual \$	Status	Comment
Boarding House Project	53,040	1,300	🔄	Inspection program delivered in-house and under budget. Remaining community information and education activities under way. Project expected to be completed in Q4 under budget.

Carryover Projects	2013/2014 Budget \$	YTD Actual \$	Status	Comment
Macquarie Park Parking Scheme Upgrade	63,183	45,150	✓	



20. Waste and Recycling program

Managing our domestic and commercial waste services, educating on and facilitating recycling and disposal services.

Key: 🔄 On track ✖ Action required ✔ Complete ⊖ Not started ⊘ Cancelled ▶ Deferred

20.1. PERFORMANCE INDICATORS

Measure	2013/2014 Target	YTD Progress	Status	Comment
% of project milestones met on time	90%	100%	🔄	

20.2. BASE BUDGET

	YTD Budget \$	YTD Actual \$	Comment
Income	-15,173,000	-15,672,000	
Expense	6,301,000	5,566,000	
Total Base Budget	-8,872,000	-10,106,000	

20.3. PROJECTS

Approved Projects	2013/2014 Budget \$	YTD Actual \$	Status	Comment
Home Waste & Sustainability Project	76,671	34,659	🔄	
No Littering - Eastwood	50,000	0	🔄	Awaiting grant approval.
Too Good To Waste	54,000	10,022	🔄	Five of eight food workshops completed.
Porters Creek Protection Earthworks & Reconfig	624,000	101,195	🔄	Scope change due to delays by Department of Planning.

New Projects	2013/2014 Budget \$	YTD Actual \$	Status	Comment
Living on the Block	142,029	28,555	🔄	
Construction Waste & Screening	179,000	0	🔄	Awaiting Tender Results.



21. Internal Corporate Services program

Developing and managing our information, records and corporate knowledge; implementing information technology, communications, business, financial and HR infrastructure and services. Managing our fleet and plant; planning and developing assets; all project management and administrative support.

Key: 🔄 On track ✖ Action required ✔ Complete ⊖ Not started ⊘ Cancelled ▶▶ Deferred

21.1. PERFORMANCE INDICATORS

Measure	2013/2014 Target	YTD Progress	Status	Comment
% of project milestones met on time	90%	43%	✖	3/7 milestones completed YTD
% return on investment over the standard investment benchmark (ie. Bank Bill Swap Reference Rate (Australian financial market) - BBSW)	>= 0.85%	1.62	🔄	Whilst this is a good result to benchmark, due to the decline rates, the amount of return in a dollar sense is diminishing. As the Australian Dollar drops, it is hoped that this may provide the Reserve Bank with some reason to increase cash rates.

21.2. BASE BUDGET

	YTD Budget \$	YTD Actual \$	Comment
Income	-51,261,000	-51,996,000	
Expense	3,738,000	2,995,000	
Total Base Budget	-47,523,000	-49,001,000	

21.3. PROJECTS

Approved Projects	2013/2014 Budget \$	YTD Actual \$	Status	Comment
Information Technology Renewals	1,289,769	180,920	🔄	Around 360 new computers have been rolled out with Windows 7 and Office 2010 installed. Seventy laptops are being prepared for rollout. Examined technology options for Corporate Data Storage Expansion requirements.
Plant & Fleet Purchases	2,750,000	1,369,197	🔄	
GPIMS - System Development	128,450	6,166	🔄	
Kiosk Online Timesheets	0	0	🚫	Project approved to be cancelled in the Q1 review.
Upgrade of Telephony System	150,000	5,768	🔄	Procurement complete and preferred supplier about to be engaged. Project on track.
TechOne Enhancements	441,606	53,409	🔄	There have been good in-roads made into this project, with modules fully scoped. There will be four modules completed this financial year, as well as additional functionality within the system. Scoping for the last phase of the project will be started by the end of June.

Carryover Projects	2013/2014 Budget \$	YTD Actual \$	Status	Comment
Policy Framework for WH&S	0	8,500	🔄	This relates to the project to align Council's WHS Policy/Procedural framework to new WHS harmonisation legislation. Funding adjustment has been made in quarterly review as these funds were carried forward from last financial year (funded out of WHS and Injury Management reserve).

Carryover Projects	2013/2014 Budget \$	YTD Actual \$	Status	Comment
Review and Update HR Policies	11,240	4,240	🔄	This project will be complete by the end of Q3.
High Speed Scanner/OCR matching software	0	0	✓	Carryover funds from this project were transferred over to the TechOne Project to be used with the implementation of the AP Invoice Matching module in the Q1 review.
Budgeting Tool Software - Purchase	10,200	2,200	🔄	<p>There have been some slight delays in some of the aspects of this project, but there is additional work that funding is sought in the December Quarterly Review.</p> <ol style="list-style-type: none"> 1. Bonds & Guarantees - scoping to commence February 2014, delayed due to staffing issues. 2. Works & Assets and payroll - waiting on drilldown to commitments to be completed. 3. Additional Selection Codes - completed. 4. upgrade to version 3.06 (at no charge).



Appendix A – Reserve Listing Report

<i>Natural Account</i>	<i>Description</i>	<i>13/14 Opening Balance</i>	<i>Budget To Reserve</i>	<i>Budget From Reserve</i>	<i>13/14 Budget Result</i>	<i>Review To Reserve</i>	<i>Review From Reserve</i>	<i>13/14 Review Result</i>
93001 - Internally Restricted Revenues								
8301	Stockland Creche Contribution Voluntary Planning Agreement Reserve	249,755.25		-249,755.00	0.25		-0.25	
8302	Asset Replacement Reserve	2,228,357.59		-146,809.00	2,081,548.59			2,081,548.59
8304	Plant Replacement Reserve	9,065,295.15	3,455,640.00	-5,158,028.00	7,362,907.15		-363,865.00	6,999,042.15
8305	Ryde Aquatic Leisure Centre Reserve	2,010,921.35	2,679,100.00	-3,080,340.00	1,609,681.35			1,609,681.35
8306	Financial Security Reserve	2,441,422.60	3,633,370.00	-3,895,500.00	2,179,292.60			2,179,292.60
8307	Public Art Reserve	3,437,878.13		-217,665.00	3,437,878.13			3,437,878.13
8308	Council Election Reserve	136,153.00		-217,665.00	-81,512.00		143,465.00	61,953.00
8309	Investment Property Reserve	345,938.21	120,000.00		465,938.21			465,938.21
8311	Civic Precinct Redevelopment Reserve	15,639,830.74		-1,152,927.00	14,486,903.74	894,108.00		15,381,011.74
8312	Carryover Works Reserve	1,258,412.71		-609,679.00	648,733.71			648,733.71
8314	Porters Creek Reserve	2,766,732.49		-2,730,203.00	36,529.49		-36,529.49	0.00
8318	Insurance Fluctuation Reserve	199,348.89		-150,000.00	199,348.89			199,348.89
8319	OHS & Injury Management Reserve	414,147.42			264,147.42		140,000.00	404,147.42
8320	Public Domain Plan Reserve	75,699.99			75,699.99		-59,500.00	16,199.99
8321	Planning Proposal Reserve	138,602.00			138,602.00			138,602.00
8322		35,000.00			35,000.00			35,000.00
Total Internally Restricted Revenues		40,443,495.52	9,888,110.00	-17,390,906.00	32,940,699.52	894,108.00	-176,429.74	33,658,377.78
93002 - Internally Restricted Liabilities								
8327	Employee Leave Entitlements Reserve	3,110,461.93	60,000.00		3,170,461.93			3,170,461.93
8328	Refundable Deposits Reserves Interest on Refundable Deposits Reserve	8,047,781.32	20,000.00		8,067,781.32			8,067,781.32
8329		377,366.19			377,366.19			377,366.19
Total Internally Restricted Liabilities		11,535,609.44	80,000.00		11,615,609.44			11,615,609.44

Appendix A – Reserve Listing Report

<i>Natural Account</i>	<i>Description</i>	<i>13/14 Opening Balance</i>	<i>Budget To Reserve</i>	<i>Budget From Reserve</i>	<i>13/14 Budget Result</i>	<i>Review To Reserve</i>	<i>Review From Reserve</i>	<i>13/14 Review Result</i>
93003 - Section 94 Contribution Reserves								
8351	Community & Cultural Facilities Reserve	4,412,902.41	864,128.00	-39,975.00	5,237,055.41	313,939.00		5,550,994.41
8352	Open Space & Recreation Facilities Reserve	7,365,195.10	2,541,148.00	-409,325.00	9,497,018.10	1,021,206.00		10,518,224.10
8353	Roads & Traffic Management Facilities Reserve	3,304,080.76	283,884.00	-641,415.00	2,946,549.76	101,703.00		3,048,252.76
8354	Stormwater Management Facilities Reserve	6,319,109.11	411,094.00	-1,609,944.00	5,120,259.11	72,261.00		5,192,520.11
8355	Section 94 Plan Administration Reserve	715,535.32	42,098.00	-421,166.00	336,467.32	6,154.00		342,621.32
8379	Stormwater Management Service Charge Reserve	-69,911.52	992,170.00	-1,279,008.00	-356,749.52			-356,749.52
	Total Section 94 Contribution Reserves	22,046,911.18	5,134,522.00	-4,400,833.00	22,780,600.18	1,515,263.00		24,295,863.18
93004 - Other External Restrictions								
8376	Domestic Waste Management Reserve	4,789,947.01	15,260,960.00	-17,148,518.00	2,902,389.01		280,016.00	3,182,405.01
8377	External Drainage Works Contribution Reserve	197,546.32			197,546.32			197,546.32
8378	Macquarie Park Corridor Special Rate Reserve	1,818,318.09	1,276,960.00	-2,496,157.00	599,121.09		41,380.00	640,501.09
8379	Stormwater Management Service Charge Reserve	1,471,249.87	992,170.00	-1,279,008.00	1,184,411.87			1,184,411.87
	Total Other External Restrictions	8,277,061.29	17,530,090.00	-20,923,683.00	4,883,468.29		321,396.00	5,204,864.29
93005 - Unexpended Grants Reserves								
8401	U/Exp Grant - Home Modification & Maintenance	247,296.70	67,400.00		314,696.70		-50,000.00	264,696.70
8403	U/Exp Grant - Volunteer Referral Agency	15,649.90	6,180.00		21,829.90			21,829.90
8404	U/Exp Grant - Library Local Priority							

Appendix A – Reserve Listing Report

<i>Natural Account</i>	<i>Description</i>	<i>13/14 Opening Balance</i>	<i>Budget To Reserve</i>	<i>Budget From Reserve</i>	<i>13/14 Budget Result</i>	<i>Review To Reserve</i>	<i>Review From Reserve</i>	<i>13/14 Review Result</i>
8408	U/Exp Grant - Urban Sustain Program - Looking Glass Bay	49,563.00			49,563.00			49,563.00
8409	U/Exp Grant - Consolidated LEP for Ryde	72,142.14		-25,184.00	46,958.14			46,958.14
8413	U/Exp Grant - Sydney North/SydneyWest Tussock Paspalum 06/11	8,633.95			8,633.95			8,633.95
8415	U/Exp Grant - Buffalo Creek - (SQID)	18,778.31			18,778.31			18,778.31
8416	U/Exp Grant - Financial Assistance Grants	1,113,320.00		-1,113,320.00				
8417	U/Exp Grant - Road Services Unit Management	430,748.00		-430,748.00				
8418	U/Exp Grant - Macquarie Park Master Plan	30,000.00			30,000.00			30,000.00
8419	U/Exp Grant - Sydney Water Business Audit Program	3,568.19		-3,568.00	0.19		-0.19	0.00
8426	U/Exp Grant - Noxious Weeds Management	3,218.66			3,218.66			3,218.66
8427	U/Exp Grant - Rivers to Rivers Corridor	11,013.29		-11,013.00	0.29		-0.29	0.00
8429	U/Exp Grant - NSW Sport Regrading & Levelling	57,275.41		-57,275.00	0.41		-0.41	0.00
8432	U/Exp Grant - Eastwood Floodplain Risk	720.88			720.88			720.88
8433	U/Exp Grant - Liberty Swing Dunbar Park	7,763.13			7,763.13			7,763.13
8434	U/Exp Grant - Sport Development Program	542.76			542.76			542.76
8435	U/Exp Grant - WASIP	1,470,907.79	657,800.00	-1,058,681.00	1,070,026.79			1,070,026.79
8436	U/Exp Grant - Yamble Reserve- All Abilities Playground							
8437	U/Exp Grant - Playing Field Lighting Upgrade	14,500.00			14,500.00			14,500.00
8438	U/Exp Grant - Parramatta River Catchments Floodplain	25,000.00			25,000.00			25,000.00
8439	U/Exp Grant - Vacation Care Program Grant	5,253.73			5,253.73			5,253.73
8440	U/Exp Grant - Crime Prevention Plan Grant	22,801.00		-22,801.00				

Appendix A – Reserve Listing Report

Natural Account	Description	13/14 Opening Balance	Budget To Reserve	Budget From Reserve	13/14 Budget Result	Review To Reserve	Review From Reserve	13/14 Review Result
8441	U/Exp Grant - Save Power Supplementary							
8442	U/Exp Grant - Shaftsbury/ Glen Roundabout (RTA)							
8443	U/Exp Grant - Curzon St/ Smith St Pedestrian (RTA)	765.05			765.05			765.05
8445	U/Exp Grant - Quarry Road Resurfacing Program (RTA)							
8446	U/Exp Grant - Vimiera Road Traffic Facilities Renew (RTA)	1,959.22			1,959.22			1,959.22
8451	U/Exp Grant - Rowe St Eastwood Traffic Calming	623.11		-623.11				
8452	U/Exp Grant - Active in Ryde Program Implementation	2,891.17		-2,891.00	0.17		-0.17	0.00
8453	U/Exp Grant - MQ Park TfNSW ECRL	1,879,370.40		-1,879,370.00	0.40		-0.40	-0.00
8454	U/Exp Grant - Putney Park Graffiti Hotspot Program	100,000.00			100,000.00		-100,000.00	
8455	U/Exp Grant - Planning for Ageing Population	42,000.00			42,000.00		-42,000.00	
	Total Unexpended Grants Reserves	5,636,305.79	731,380.00	-4,605,474.11	1,762,211.68		-192,001.46	1,570,210.22
Internal Loans								
8901	Internal Loan - RALC Reserve	-687,859.87		-1,612,140.00	-2,299,999.87			-2,299,999.87
	Total Internal Loans	-687,859.87		-1,612,140.00	-2,299,999.87			-2,299,999.87
TOTAL RESERVES		87,251,523.35	33,364,102.00	-48,933,036.11	71,682,589.24	2,409,371.00	-47,035.20	74,044,925.04
	Net Transfer			-15,568,934.11	15,568,934.11		2,362,335.80	13,206,598.31

Appendix B – 2013/14 Quarterly Changes Report

			Approved Budget 2013/2014	Actual 2013/2014	Proposed Changes 2013/2014	Comments
--	--	--	---------------------------------	---------------------	----------------------------------	----------

Risk Management program

1611135	Insurance Premiums	Op Exp	45,900	7,286	(10,000)	Increase budget to cover consulting fees for additional components of Enterprise Risk Management framework.
1611211	Risk Management	Op Exp		800	10,000	Transfer to cover consulting fees for additional components of Enterprise Risk Management.
5010225	Emergency Management (SES) OPEX	Op Exp	92,700	100,680	46,048	Increase budget to reflect the actual contribution as per Annual Assessment Notice and will be offset by the saving of Fire Brigade Contribution.
1630612	Review of Risk Assessment/Work Method	NCP Exp			30,000	Review of existing risk assessment / work method documentation as required by new WHS legislation - funded from OHS & Injury Management Reserve.
1630613	Review of Contractor Management Program	NCP Exp			21,000	Review / update of contractor management and induction program in line with new WHS legislation, to be funded from OHS & Injury Management Reserve.
2330203	Policy Framework for WH&S	NCP Exp			8,500	Review all aspects of policy framework for WHS in line with harmonisation legislation, to be funded from OHS & Injury Management Reserve.
1611139	Internal Audit	From Res			(140,000)	Adjust source funding for Consultants fees BDO, DHS review and Procurement review by Ernst and Young.
1611139	Internal Audit	From Res	(140,000)		140,000	Adjust source funding for Consultants fees BDO, DHS review and Procurement review by Ernst and Young.



Appendix B – 2013/14 Quarterly Changes Report

			Approved Budget 2013/2014	Actual 2013/2014	Proposed Changes 2013/2014	Comments
1630612	Review of Risk Assessment/Work Method	From Res			(30,000)	Review of existing risk assessment / work method documentation as required by new WHS legislation - funded from OHS & Injury Management Reserve.
1630613	Review of Contractor Management Program	From Res			(21,000)	Review / update of contractor management and induction program in line with new WHS legislation - to be funded from OHS & Injury Management Reserve.
2330203	Policy Framework for WH&S	From Res			(8,500)	Review all aspects of policy framework for WHS in line with harmonisation legislation - to be funded from OHS & Injury Management Reserve.
Total Risk Management program					46,048	

Community and Cultural program

6811127	Home Modification & Maintenance	Op Exp			50,000	Increase the budget to fund the recruitment of new position in response to the National Disability Insurance Strategy NSW and will be funded by unspent grant.
6830551	Planning for Ageing Population	NCP Exp			42,000	Planning for Ageing Population project will be funded by unspent grant.
50014	Community Buildings Renewal	Cap Exp	158,000	72,932	(1,580)	Transfer from Community Buildings Renewal budget to assist with North Ryde Library refurbishment.
6811127	Home Modification & Maintenance	From Res			(50,000)	Transfer from unspent grant to fund recruitment the new position in response to the National Disability Insurance.
6830551	Planning for Ageing Population	From Res			(42,000)	Transfer from reserve to fund the Planning for Ageing Population project.

Appendix B – 2013/14 Quarterly Changes Report

			Approved Budget 2013/2014	Actual 2013/2014	Proposed Changes 2013/2014	Comments
6930045	Live Neighbourhood Project	From Res			(80,000)	Consolidate funding for Live Neighbourhoods Project.
Total Community and Cultural program					(81,580)	

Customer and Community Relations program

2011001	Customer Service Administration	Op Exp	3,450	2,129	2,000	Increased to cover stationery costs to reflect the actual costs.
6530058	Branding & Marketing Plan City of Ryde	NCP Exp	50,000		(50,000)	Amendment required as a transfer to finalise the project.
6530458	Web Content Management System	NCP Exp	112,696		50,000	Amendment required as a transfer to finalise project.
Total Customer and Community Relations program					2,000	

Open Space, Sport & Recreation program

7411001	Natural Areas Administration	Op Inc			(15,000)	Increase the budget to reflect increase in revenue.
7511001	Tree Management - Street Trees	Op Inc	(39,100)	(61,781)	(15,000)	Increase the budget to reflect increase in revenue.
7711178	Sports & Recreation Income	Op Inc	(318,200)	(157,027)	(30,000)	Increase the budget to reflect increase in revenue.
7630555	Putney Park Graffiti Hotspot Program	NCP Exp			100,000	Implementation of elements detailed in the Putney Park Plan of Management to be funded by Unspent Grant.
5620017	Ryde Community & Sport Centre - ELS Hall Park	Cap Exp			100,000	Major maintenance works required at ELS Hall Park to be funded by Asset Replacement

Appendix B – 2013/14 Quarterly Changes Report

			Approved Budget 2013/2014	Actual 2013/2014	Proposed Changes 2013/2014	Comments
						Reserve.
7740817	Implementation of Children Play Plan	Cap Exp	(1,372,500)		(127,500)	Move budget for loan to correct Cost Centre.
8740817	Public Art for Implementation of Children Play Plan	Cap Exp	(127,500)		127,500	Move budget for loan to correct Cost Centre.
5620017	Ryde Community & Sport Centre - ELS Hall Park	From Res			(100,000)	Major Maintenance works required at ELS Hall Park.
7630555	Putney Park Graffiti Hotspot Program	From Res			(100,000)	Transfer Unspent Grant to fund Putney Park Graffiti Hotspot Program.
Total Open Space, Sport & Recreation program					(60,000)	

Centres and Neighbourhood program

4140785	Macquarie Park Wayfinding Signage	Cap Exp	100,000		(41,380)	Project completed under budget, funds returned to Macquarie Park Special Rate Levy Reserve.
50023	Town Centre Upgrade Implementation Renewal	From Res	(1,256,177)	(1,118,512)	21,800	Adjust source funding for 2012/2013 carryover project.
4140785	Macquarie Park Wayfinding Signage	From Res	(100,000)		41,380	Project completed under budget, funds returned to Macquarie Park Special Rate Levy Reserve.
8730045	Public Art - Live Neighbourhood Project	From Res	(80,000)		80,000	Consolidate funding for Live Neighbourhoods Project.
Total Centres and Neighbourhood program					101,800	

Library program

Appendix B – 2013/14 Quarterly Changes Report

			<i>Approved Budget 2013/2014</i>	<i>Actual 2013/2014</i>	<i>Proposed Changes 2013/2014</i>	<i>Comments</i>
7011149	Library Operating Income	Op Inc	(65,200)	(18,430)	30,200	Reduced budget to reflect current income.
7011149	Library Operating Income	Op Inc	(241,700)	(235,954)	5,746	Subsidy advised October 2014, lower than forecast.
50026	Community Buildings Renewals - Libraries	Cap Exp	100,000	17,690	19,000	Transfer from Community Buildings Renewal budget to assist with North Ryde Library refurbishment.
Total Library program					54,946	

Internal Corporate Services program

2411001	Information Technology Services Administration	Op Inc	(6,400)	(9,594)	(14,890)	Adjustment required for staff leaseback vehicle payments.
1211001	Finance Administration	Op Exp	2,500	2,130	2,000	To subscribe to the YE Application, which allows comparison of financial information immediately, whereas the DLG data is two years old.
1211001	Finance Administration	Op Exp			2,100	To align the coding in Chris21 payroll to the TechOne structural coding, once off only.
2111207	Recruitment	Op Exp	2,500		(2,500)	Move ongoing licence fee to correct Natural Account.
2111207	Recruitment	Op Exp		4,900	12,300	Move ongoing licence fee to correct Natural Account.
2411001	Information Technology Services Administration	Op Exp	24,400	26,442	28,467	Adjustment required for staff leaseback motor vehicle cost which will be offset by salary savings.
2411001	Information Technology Services Administration	Op Exp	1,312,670	656,576	(52,577)	Salary savings due to vacancies to cover required staff motor vehicle cost and the

Appendix B – 2013/14 Quarterly Changes Report

			Approved Budget 2013/2014	Actual 2013/2014	Proposed Changes 2013/2014	Comments
						required IT Contractor expenses.
2411001	Information Technology Services Administration	Op Exp		26,000	39,000	Adjustment in transferring salary savings to cover the required IT Contractor expenses.
8810001	Project Development Management	Op Exp	523,084	6,396	(363,000)	Reallocation of Budget to Agency Staff Project Development, Consultant, Contractor accounts and to fund other minor expenses.
8810001	Project Development Management	Op Exp	500,000	272,576	100,000	Reallocation of Budgeted Funds to correct Natural Account.
8810001	Project Development Management	Op Exp	5,000	9,296	2,997	Reallocation from Agency Account to supplement funds for Conference Expenses.
8810001	Project Development Management	Op Exp		2,243	2,003	Reallocation from Agency Account to supplement funds for Casual Staff.
8810001	Project Development Management	Op Exp		26,740	50,000	Reallocation of Budgeted funds from Agency Account to fund unbudgeted Consultants Costs.
8810001	Project Development Management	Op Exp	300,000	144,394	208,000	Reallocation of Budgeted funds from Agency Account to supplement Contractors Budget.
2230114	EziJob - Online Recruitment Module	NCP Exp			7,000	New online recruitment system to replace EziJob which was unable to offer the benefits of the recommended system, Scout.
2424284	Budgeting Tool Software - Purchase	Cap Exp	10,200	2,200	2,200	Additional costs to increase the productivity and efficiencies of the system to give greater information to managers.
2440740	TechOne Enhancements	Cap Exp	441,606		35,071	Consolidate the funds for the Tree Management and Register in the TechOne Enhancement Project.
50020	Information Technology Renewals	Cap Exp	1,289,769	187,183	(35,071)	Consolidate the funds for the Tree Management and Register in the TechOne Enhancement Project.



Appendix B – 2013/14 Quarterly Changes Report

			Approved Budget 2013/2014	Actual 2013/2014	Proposed Changes 2013/2014	Comments
50020	Information Technology Renewals	From Res	(964,769)	(100,000)	35,071	Consolidate the funds for the Tree Management and Register in the TechOne Enhancement Project.
1211109	Finance Controlled Items	From Res		(36,529)	(36,530)	Correction to the source of funds for projects, resulting in an increase in working capital.
2424284	Budgeting Tool Software - Purchase	From Res	(8,000)		(2,200)	Additional costs to increase the productivity and efficiencies of the system to give greater information to managers.
2440740	TechOne Enhancements	From Res	(396,099)		(35,071)	Consolidate the funds for the Tree Management and Register in the TechOne Enhancement Project.
Total Internal Corporate Services program					(15,630)	

Governance and Civic program

1811001	Governance Administration	Op Exp	19,600	20,562	20,000	Increased the budget to cover stationery costs for the organisation.
1811063	Governance Contributions	Op Exp	1,589,200	1,129,195	(73,164)	Decrease budget to reflect that actual contribution as per Annual Assessment Notice.
1811162	Councillor Support	Op Exp	1,570	713	5,000	Increased the budget to cover stationery costs for the organisation.
1811425	Mayor's Office	Op Exp		10,829	18,564	Transfer budget for Mayor vehicle to Mayor's Office.
Total Governance and Civic program					(29,600)	

Land Use Planning program

Appendix B – 2013/14 Quarterly Changes Report

			<i>Approved Budget 2013/2014</i>	<i>Actual 2013/2014</i>	<i>Proposed Changes 2013/2014</i>	<i>Comments</i>
4111500	Planning Proposal	Op Inc	(90,909)	(198,418)	(108,968)	Additional income received for planning proposals.
4111500	Planning Proposal	Op Exp	2,500	1,475	1,000	Increase the budget for consultation and will be funded by additional planning proposals income received.
4111500	Planning Proposal	Op Exp		1,878	7,000	Increase the budget for consultation and will be funded by additional planning proposals income received.
4111500	Planning Proposal	Op Exp	500	295	968	Increase the budget for consultation and will be funded by additional planning proposals income received.
4111500	Planning Proposal	Op Exp	2,500	2,206	10,000	Increase the budget for consultation and will be funded by additional planning proposals income received.
4111500	Planning Proposal	Op Exp	85,409	36,745	90,000	Increase budget for resourcing and probity consultants, which will provide independent assessment of relevant planning proposals. The costs will be funded by additional planning proposals income received.
Total Land Use Planning program						

Regulatory program

3711507	Swimming Pool Inspection Program	Op Inc			(94,500)	Additional income for Swimming Pool Barrier Inspection Program as per Council's Resolution dated 12 November 2013.
3711507	Swimming Pool Inspection Program	Op Inc			(2,340)	Lease back contribution for Swimming Pool Inspection Officer as per Council's Resolution dated 12 November 2013.

Appendix B – 2013/14 Quarterly Changes Report

			Approved Budget 2013/2014	Actual 2013/2014	Proposed Changes 2013/2014	Comments
3911177	On Street Parking	Op Inc	(2,465,500)	(2,141,645)	(300,000)	Increase the budget due to additional parking fine received.
4111231	Statutory Information	Op Inc	(249,600)	(181,728)	(5,000)	To reflect continue trend for greater than anticipated 149 certificate quantum's.
2811081	Development Assessments	Op Exp	1,129,540	666,134	(20,000)	Salary saving due to vacant position.
2811081	Development Assessments	Op Exp	448,700	260,925	20,000	Increase the budget due to vacant position and offset by salary saving.
3711507	Swimming Pool Inspection Program	Op Exp			25,000	Educational resources & awareness costs for Swimming Pool Barrier Inspection Program as per Council's Resolution dated 12 November 2013.
3711507	Swimming Pool Inspection Program	Op Exp			2,000	Recruitment advertising costs for Swimming Pool Barrier Inspection Program as per Council's Resolution dated 12 November 2013.
3711507	Swimming Pool Inspection Program	Op Exp			47,283	Salary for Swimming Pool Inspection Officer for Swimming Pool Barrier Inspection Program as per Council's Resolution dated 12 November 2013.
4111231	Statutory Information	Op Exp			5,000	Increase budget to reflect to process additional 149 certificate.
Total Regulatory program					(322,557)	

Economic Development program

4130251	City of Ryde Food & Festivals Guide	NCP Exp	14,450		(5,000)	Project has been completed under budget.
Total Economic Development program					(5,000)	

Appendix B – 2013/14 Quarterly Changes Report

			Approved Budget 2013/2014	Actual 2013/2014	Proposed Changes 2013/2014	Comments
--	--	--	---------------------------------	---------------------	----------------------------------	----------

Environmental program

8411338	Business Audit Program	NCP Exp	6,768		(2,184)	Adjustment for QBR1 revision.
Total Environmental program					(2,184)	

Traffic & Transport program

3130238	Top Ryder Community Bus Service	NCP Inc	(197,000)	(33,411)	148,000	Budget adjustment in accordance with Council report and resolution of 26 Nov 2013.
3130238	Top Ryder Community Bus Service	NCP Exp	297,000		(48,000)	Budget adjustment in accordance with report and resolution of 26 Nov 2013.
50005	Traffic Facilities Renewal	Cap Exp	205,000	51,526	(17,420)	Transfer funding to Community Buildings Renewal.
Total Traffic & Transport program					82,580	

Waste and Recycling program

3230246	Future Focus Home Waste & Sustainability	NCP Exp	76,671		2,184	Adjustment for QBR1 revision.
5840033	Porters Creek Protection Earthworks & Reconfig	Cap Exp	624,000		(279,000)	Reduced scope in 2013/14 pending land proposal.
3230246	Future Focus Home Waste & Sustainability	From Res	(79,871)		1,016	Adjustment of source funding for QBR1 revision.



Appendix B – 2013/14 Quarterly Changes Report

			Approved Budget 2013/2014	Actual 2013/2014	Proposed Changes 2013/2014	Comments
5840033	Porters Creek Protection Earthworks & Reconfig	From Res	(624,000)		279,000	Reduced scope in 2013/14 pending land proposal.
Total Waste and Recycling program					3,200	

Property Portfolio program

1011114	General Manager's Office	Op Exp	30,800	4,083	(18,564)	Transfer budget for Mayor vehicle to Mayor's Office.
5524287	Sale of 54 Higginbotham Road	Cap Inc		(894,108)	(894,108)	Proceeds from sale of 54 Higginbotham Road.
5524287	Sale of 54 Higginbotham Road	To Res			894,108	Transfer proceeds from sale of 54 Higginbotham Road to Investment Property Reserve.
Total Property Portfolio program					(18,564)	

Roads program

4111221	Section 94 Capital Income-Roads	Cap Inc	(145,884)	(251,947)	(101,703)	Income received to date.
4111221	Section 94 Capital Income-Roads	Cap Inc	(661,128)	(998,566)	(313,939)	Income received to date.
4111221	Section 94 Capital Income-Roads	Cap Inc	(152,194)	(229,782)	(72,261)	Income received to date.
4111221	Section 94 Capital Income-Roads	Cap Inc	(2,160,148)	(3,258,880)	(1,021,206)	Income received to date.
4111221	Section 94 Capital Income-Roads	Cap Inc	(12,998)	(19,604)	(6,154)	Income received to date.

Appendix B – 2013/14 Quarterly Changes Report

			<i>Approved Budget 2013/2014</i>	<i>Actual 2013/2014</i>	<i>Proposed Changes 2013/2014</i>	<i>Comments</i>
4111221	Section 94 Capital Income-Roads	To Res	661,128		313,939	Transfer Sec 94 Income to Reserve.
4111221	Section 94 Capital Income-Roads	To Res	2,160,148		1,021,206	Transfer Sec 94 Income to Reserve.
4111221	Section 94 Capital Income-Roads	To Res	145,884		101,703	Transfer Sec 94 Income to Reserve.
4111221	Section 94 Capital Income-Roads	To Res	152,194		72,261	Transfer Sec 94 Income to Reserve.
4111221	Section 94 Capital Income-Roads	To Res	12,998		6,154	Transfer Sec 94 Income to Reserve.
Total Roads program						
GRAND TOTAL					(244,541)	

Appendix C – Consolidated Income and Expenditure Estimates 2013/14

	Original Budget 2013/201 4	C/Over Budget 2013/201 4	TOTAL Original Budget 2013/201 4	Sep Changes 2013/201 4	Dec Changes 2013/201 4	Mar Changes 2013/201 4	Jun Carryover s 2013/2014 4	Jun Changes 2013/201 4	PROPOSE D Budget 2013/2014 4	ACTUAL YTD 2013/201 4
PROJECTED OPERATING RESULT	\$'000	\$'000	\$'000	\$'000	\$'000	\$'000	\$'000	\$'000	\$'000	\$'000
OPERATING REVENUE										
Rates & Annual Charges	63,367		63,367						63,367	63,372
User Charges & Fees	12,592		12,592	389	253				13,234	9,139
Interest	3,250		3,250	571					3,820	2,525
Other Operating Revenue	6,555		6,555	18	302				6,875	4,788
Operating Grants & Contributions	7,220	100	7,320	(1,366)	(154)				5,800	3,402
TOTAL OPERATING REVENUE	92,983	100	93,083	(388)	402				93,097	83,225
OPERATING EXPENSES										
Employee Costs	40,122		40,122	(1,147)	47				39,022	21,517
Materials & Contracts	24,605	1,587	26,193	2,468	393				29,053	12,527
Borrowing Costs	190		190						190	56
Other Operating Expenses	16,114	27	16,142	38	(17)				16,163	8,288
TOTAL OPERATING EXPENSES	81,032	1,615	82,646	1,359	422				84,428	42,389
Operating Result Before Capital Amounts	11,952	(1,515)	10,437	(1,748)	(21)				8,669	40,836
Capital Grants & Contributions	214	2,140	2,354	3,978	1,515				7,848	5,613
In-kind Contributions										
Net Gain / (Loss) on Disposal of Assets										1,092
Total Capital Income	214	2,140	2,354	3,978	1,515				7,848	6,706
Operating Result Before Depreciation	12,166	626	12,791	2,231	1,495				16,516	47,541
Depreciation & Impairment	21,244		21,244						21,244	1,167
Operating Result	(9,078)	626	(8,453)	2,231	1,495				(4,728)	46,374

Appendix C – Consolidated Income and Expenditure Estimates 2013/14

PROJECTED FUNDING	Original Budget	C/Over Budget	TOTAL Original Budget	Sep Changes	Dec Changes	Mar Changes	Jun Carryovers	Jun Changes	PROPOSED Budget	ACTUAL YTD
OPERATING RESULT	(9,078)	626	(8,453)	2,231	1,495				(4,728)	46,374
Funding										
ADD (Non-Cash) - Depreciation	21,244		21,244						21,244	1,167
ADD (Non-Cash) - ELE Accruals										
ADD (Non-Cash) - Interest on Security Deposits - Accruals										
ADD Book Value of Assets Disposed	1,150		1,150		894				2,044	513
Cash Available to Fund Capital Expenditure	13,316	626	13,941	2,231	2,389				18,561	48,054
CAPITAL EXPENDITURE										
Community Life	4,678	5,940	10,619	258	17				10,894	2,990
Environment & Planning	850	2,241	3,091	134	(41)				3,184	1,919
Public Works	11,384	4,153	15,537	915	(196)				16,256	6,772
Corporate Services	2,775	889	3,665		2				3,667	679
TOTAL CAPITAL EXPENDITURE	19,687	13,224	32,912	1,307	(218)				34,001	12,359
Cash Flow to Fund	(6,372)	(12,598)	(18,970)	923	2,607				(15,440)	35,695
Financed by:										
Opening Working Capital	3,433	831	4,264						4,264	4,264
Borrowings										
New Borrowings	1,500	1,200	2,700						2,700	
Less: Loan Repayments	(641)		(641)						(641)	(381)
Net Loan Funds (Payments/Receipts)	859	1,200	2,059						2,059	(381)
Reserves	5,148	11,425	16,573	(1,291)	(2,362)				12,920	2,767
Closing Working Capital	3,068	858	3,926	(368)	245				3,803	42,345
Net change in Working Capital	365	(27)	338	368	(245)				461	(38,081)