

# Quarterly Review Report



**Four Year Delivery Plan 2013 – 2017**  
including One Year Operational Plan 2013/2014

**Quarter Three**  
**January – March 2014**

 **City of Ryde**

Lifestyle and opportunity @ your doorstep

# Contents

<b>General Manager's Overview</b>	04
<b>Outcome Summaries</b>	12
<b>A City of Liveable Neighbourhoods</b>	13
<b>A City of Liveable Wellbeing</b>	16
<b>A City of Prosperity</b>	20
<b>A City of Environmental Sensitivity</b>	23
<b>A City of Connections</b>	27
<b>A City of Harmony and Culture</b>	31
<b>A City of Progressive Leadership</b>	34
<b>Projects by Program</b>	39
Open Space, Sport and Recreation Program	39
Roads Program	43
Property Portfolio Program	45
Catchment Program	47
Centres and Neighbourhood Program	49
Library Program	52
Governance and Civic Program	54

Customer and Community Relations Program	56
Community and Cultural Program	58
Risk Management Program	61
Paths and Cycleways Program	63
Environmental Program	65
Strategic City Program	68
Land Use Planning Program	69
Traffic and Transport Program	71
Economic Development Program	73
Organisational Development Program	75
Foreshore Program	77
Regulatory Program	78
Waste and Recycling Program	80
Internal Corporate Services Program	82

## Appendices

Appendix A	85
Appendix B	89
Appendix C	103

# General Manager's Overview

## Quarterly Overview

This Quarterly Review as at 31 March 2014, reports on the progress towards the achievement of the City of Ryde's Delivery Plan 2013-2017 including One Year Operational Plan 2013/14.

Council monitors the progress of the Operational Plan on a quarterly basis, with the report highlighting Council's performance against key indicators and the planned projects.

This report demonstrates Council is on track to deliver the majority of projects detailed in the Operational Plan 2013/14. Thirty four (34) projects have been completed by the end of Quarter three (3), with only two projects reported as being off track. More detail about these two projects is available in the program section of the report. The majority of the remaining projects continue to be on track or are scheduled to be completed in the fourth quarter of this year. There are also some projects that have been flagged for possible carry over into the 2014/2015 financial year, noting that proposed carry over projects, will be the subject of a separate report to Council in June 2014.

As a result of the March Quarterly Review, Council's Available Working Capital is projected to increase to \$4.11 million, a \$0.31 million improvement from the \$3.8 million projected in the December Review. The main reason for this result has been due to additional regulatory income brought to account this quarter. This result also includes a decrease in the net transfer from Reserves of \$5.11 million, that mainly relates to Section 94 and VPA contributions received in the quarter.

The following summary below is provided for this quarterly review on the key components of Council's Operational Plan 2013-2014 and is supported by detailed information in the appendices.

## Financial Position

Following the third quarter budget review, Council's overall financial position has improved, with Working Capital increasing to a projected \$4.11 million.

Operating expenses on a Year to Date (YTD) basis are within 7.25% (favourable) of the budgeted amounts, which is a sound result, and highlights the tight budget controls across Council's operations.

Operating Income (Base Budget and Non-Capital & Capital Income) on a YTD basis is within 13.11% (favourable) of the budgeted amounts and is also a sound result. This reflects the additional regulatory income and contributions from Developers and Voluntary Planning Agreements, brought to account in this quarter.

In respect of Council's Capital Works, Council had budgeted to undertake \$34 million of works and this has been slightly reduced to \$33.5 million.

### **Base Budget**

Base Budget Income is projected to increase by \$1.09 million to \$93.87 million, while Base Budget Expenses are projected to increase by \$1.03 million to \$81.49 million, giving a net projected increase in the Base Budget Surplus of \$0.06 million (0.5%).

### **Non-Capital Budget**

Non-Capital Income is projected to increase by \$0.26 million to \$0.58 million, while Non-Capital Expenses are projected to decrease by \$0.22 million to \$4.40 million, giving a net projected reduction in the Non-Capital Budget of \$0.48 million (-11.12%).

### **Capital Budget**

Capital Income is projected to increase by \$4.36 million to \$12.21 million, while Capital Expenses are projected to decrease by \$0.52 million to \$33.48 million, giving a net projected reduction in the Capital Budget of \$4.88 million (-18.67%).

### **Reserve Movements**

The net movement of Reserves was budgeted to be a net transfer from reserves of \$12.92 million for works carried over plus funding other works. This is now projected to have a net decrease of \$5.11 million from reserves to a total of \$7.81 million from reserves.



## Financial Position Overview

	Original Budget 2013/14 (\$'000)	Carryover Budget 2013/14	Previously Approved Changes	Revised Budget 2013/14	Proposed Changes 2013/2014	Projected Budget 2013/14	Actual YTD 2013/14	Budget YTD 2013/14	% Variance
<b>Base</b>									
Income	(92,615)		(161)	(92,776)	(1,092)	(93,868)	(87,769)	(83,259)	5.42%
Expenditure <sup>1</sup>	79,101	58	1,299	80,458	1,030	81,488	53,245	55,869	-4.70%
<b>Net</b>	<b>(13,514)</b>	<b>58</b>	<b>1,137</b>	<b>(12,318)</b>	<b>(62)</b>	<b>(12,380)</b>	<b>(34,524)</b>	<b>(27,390)</b>	<b>26.05%</b>
<b>Non-Capital</b>									
Income	(368)	(100)	148	(320)	(262)	(582)	(420)	(161)	161.05%
Expenditure	2,571	1,556	483	4,611	(215)	4,396	2,069	3,770	-45.11%
<b>Net</b>	<b>2,203</b>	<b>1,456</b>	<b>631</b>	<b>4,290</b>	<b>(477)</b>	<b>3,813</b>	<b>1,649</b>	<b>3,609</b>	<b>-54.31%</b>
<b>Capital</b>									
Income	(214)	(2,140)	(5,493)	(7,848)	(4,359)	(12,206)	(10,969)	(4,245)	158.42%
Expenditure	19,687	13,224	1,089	34,001	(524)	33,476	15,122	28,724	-47.36%
<b>Net</b>	<b>19,473</b>	<b>11,084</b>	<b>(4,404)</b>	<b>26,153</b>	<b>(4,883)</b>	<b>21,270</b>	<b>4,152</b>	<b>24,479</b>	<b>-83.04%</b>
Reserve Movement	(5,175)	(11,398)	3,653	(12,920)	5,114	(7,805)	(2,767)	(12,837)	-78.45%
<b>Other Items</b>									
Book Value of Assets	(1,150)		(894)	(2,044)		(2,044)	(1,823)	(862)	
Advances									
Loan Proceeds	(1,500)	(1,200)		(2,700)		(2,700)		(1,200)	-100.00%
Loan Repayments	641			641		641	509	481	5.89%
<b>Total Other Items</b>	<b>(2,009)</b>	<b>(1,200)</b>	<b>(894)</b>	<b>(4,103)</b>		<b>(4,103)</b>	<b>(1,314)</b>	<b>(1,582)</b>	<b>-16.90%</b>
<b>Net Change In Working Capital</b>	<b>979</b>		<b>123</b>	<b>1,102</b>	<b>(307)</b>	<b>795</b>	<b>(32,803)</b>	<b>(13,720)</b>	<b>139.09%</b>

<sup>1</sup> Excluding depreciation

## Progress against Indicators

Our performance indicators help to provide a snap shot of the organisation's health. Corporate indicators focus on major areas across the whole organisation and program indicators track how we are delivering on specific elements within each of the 21 programs outlined in our Delivery Program 2013-2017 including One Year Operational Plan 2013/14.

### Corporate Indicators

As identified in the table below, all the corporate indicators are on track.

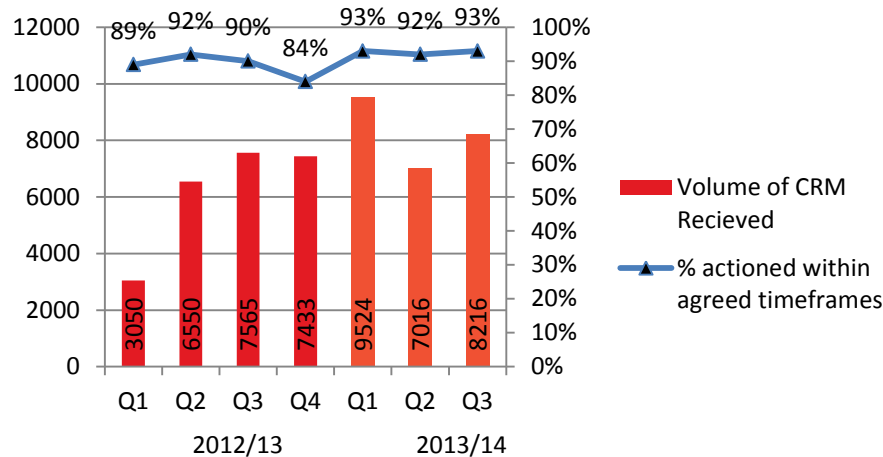
Measure	Performance Indicator	2013/2014 Target	Quarterly Result	Status	Comments
Responsiveness to customer requests	% customer requests actioned within agreed timeframes (currently 10 working days )	>= 90%	93%	🟢	This result reflects staffs' focus in improving customer service delivery.
Responsiveness to customer requests	% of inward correspondence actioned within agreed timeframes (currently 10 working days )	>= 90%	93%	🟢	This result reflects staffs' focus in improving customer service delivery.
Effective complaints handling	% of Tier One and Two Complaints resolved within agreed standards	= 100%	95%	🟢	
Base Budget management	% variance of YTD approved base budget Income as at last quarter (That you are not more than 2% under your approved Base Budget Income)	>= -2%	5.42%	🟢	Result reflects increase in regulatory income.
Base Budget management	% variance of YTD approved Base Budget Expenditure as at last quarter (That you are not more than 2% over your approved Base Budget Expenditure)	<= 2%	-4.70%	🟢	Result reflects tight control on Council's operations.
Projects are well managed	% project milestones completed on time	>= 90%	98%	🟢	Result reflects consistent focus to improve organisation's project management discipline.
Occupational Health and Safety	Number of LTI days per quarter (reduction from previous quarter)	186	147	🟢	



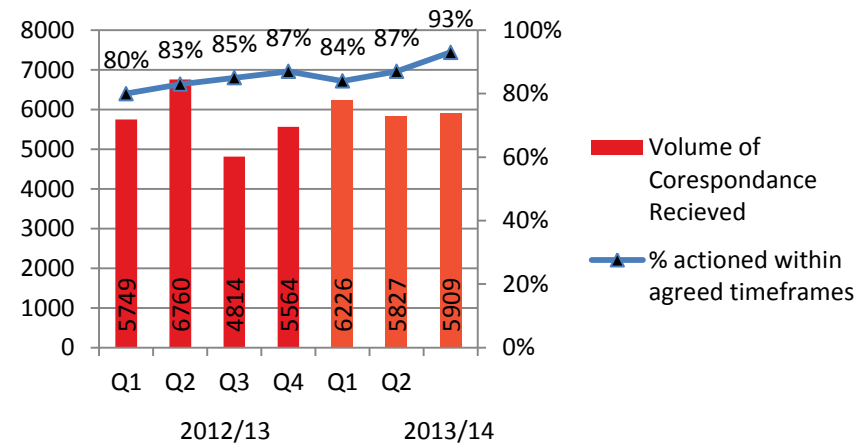
Measure	Performance Indicator	2013/2014 Target	Quarterly Result	Status	Comments
Management of Annual Leave balances in excess of 40 days	Number of staff with annual leave balances of >40 days	Baseline Year	27	🔄	
Risk Management	% of internal audit recommendations implemented within agreed timeframes	= 100%	100%	🔄	

Of particular note the following areas demonstrate improvements in Council's performance against previous trends or targets:

### Customer Requests - CRMs



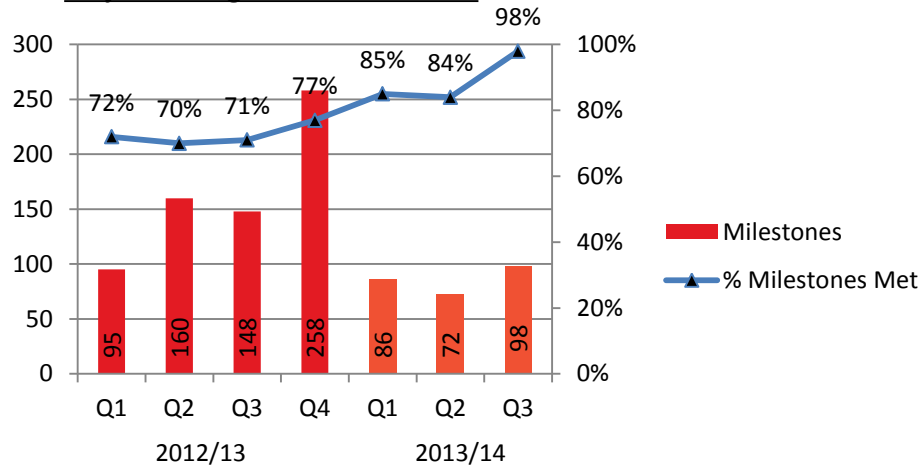
### Correspondence Received



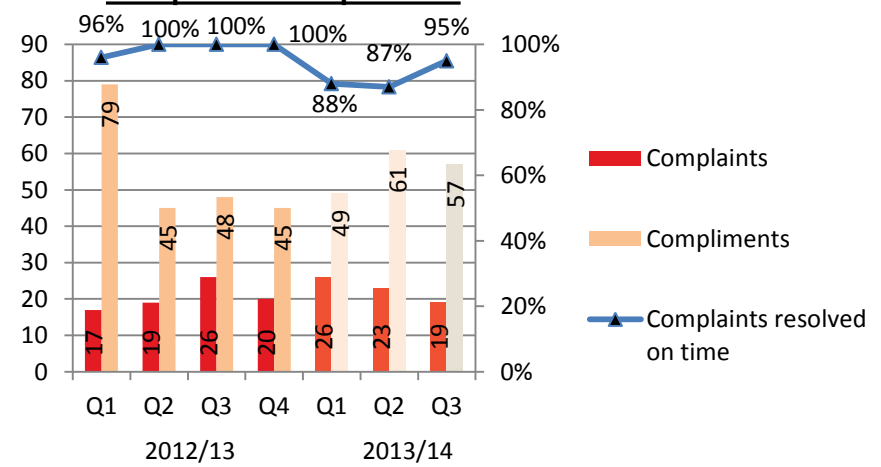
- We have continued our high response to customer requests, increasing our score to 93% for requests actioned within agreed timeframes. This highlights our continued commitment to excellent customer service.
- Our responsiveness to inward correspondence has increased further from last quarter, increasing our score to 93% which is which is over our target of 90%. This is a good turnaround on the previous quarter's results.



### Project Management - Milestones



### Complaints/Compliments

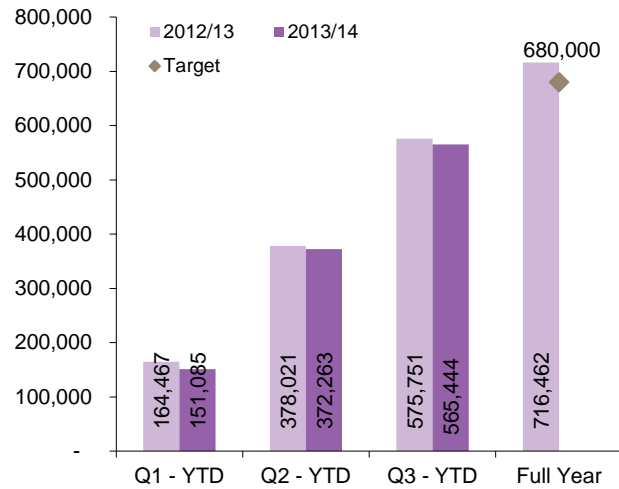


- Further improvements have been made with our project management milestone reporting and we increased our score to 98% against our target of 90%. We remain focused on continually improving our skills in project management across council.
- Also improved in Q3 is our handling of complaints. We had an increase to 95% which is within a five percent tolerance against our target of 100%. This relates to one complaint which due to its complexity in nature required further investigation. In each instance the customers were kept informed and all matters have since been closed. It is positive to note that the number of compliments continue to far outweigh the complaints received.

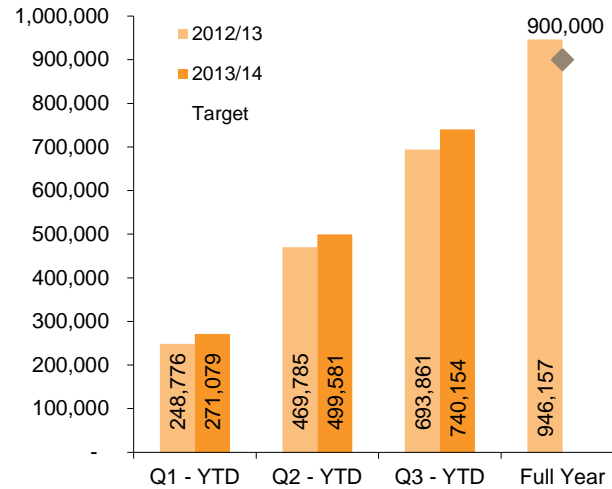
### Program Indicators

Whilst you will read through the detailed report, on how each of our programs are tracking I would like to draw particular attention to the following areas of Council where performance has improved against previous trends or targets:

**RALC - Visitors**



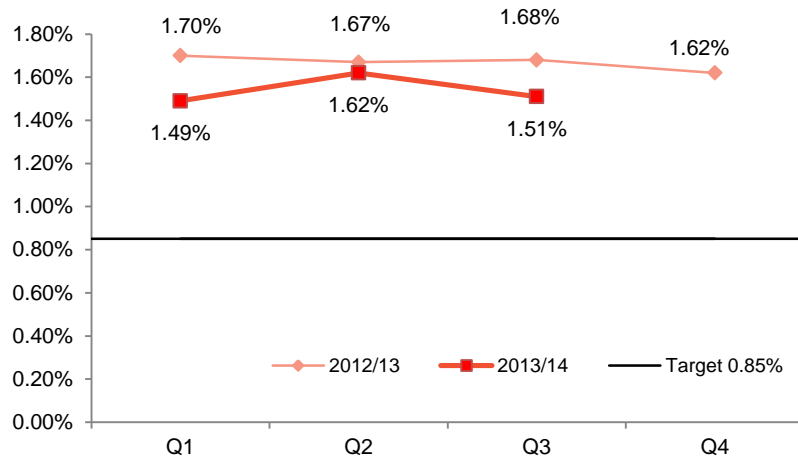
**Library - Visitors**



- The RALC recorded 193,181 visitors this quarter which is a decrease on the previous quarter (221,178) and is also a 2% decrease on the number of visitors in Q3 2012/13 (197,730). Overall, year to date, the numbers are down 2% on the previous year however they are still trending well towards the annual target of 680,000.
- The Library visits also continue to see improvements from last year with 240,573 visits in this quarter which is a 7% increase from the same quarter in the previous year (224,076). This measure is trending well to meet the annual target of 900,000 and is currently up 7% from the previous year.



### Interest on Investments - % above benchmark



- Council's investments still continue to exceed the investment benchmark. With the cash rate on hold, we have been doing well to hold our return at this level.

We welcome any feedback on this Quarterly Review Report and would appreciate any comments or suggested improvements.

Regards

Roy Newsome  
Acting General Manager



# Outcome Summaries

City of **Liveable Neighbourhoods**|  
City of **Wellbeing**| City of **Prosperity**|  
City of **Environmental Sensitivity**|  
City of **Connections**| City of **Harmony  
and Culture**| City of **Progressive  
Leadership**|

# A City of Liveable Neighbourhoods

A range of well planned clean and safe neighbourhoods, and public spaces, designed with a strong sense of identity and place.

Goal One	Goal Two	Goal Three
All residents enjoy living in clean, safe, friendly and vibrant neighbourhoods	Our community has a strong sense of identity in their neighbourhoods and are actively engaged in shaping them.	Our neighbourhoods thrive and grow through sustainable design, planning and regulation that support community needs

## Financial Position

- A strong Building and Development sector continues to ensure solid income results in this outcome area. Income from Building Site management and enforcement activities has been significantly higher than anticipated and this accounts for the bulk of additional income in this outcome. Income from Section 149 Certificates and Development Assessment Fees has also been higher than anticipated, however, this income is offset by the increased expenditure required to process the high volume of applications.
- Approximately \$1.4m of Capital Income has also been brought to account this quarter from VPA income with some further income brought to account in City of Prosperity (income relates to the 146 Bowden Street VPA).
- A number of staff vacancies will result in lower than anticipated Base Budget expenditure for this Outcome Area. As noted above, some additional expenditure has been required due to the strong property and development sectors; however, this has been offset by the associated additional income. It is anticipated that Base expenditure will be slightly under budget.
- As noted below some Capital Projects will be under-expended and some carryover of funds into 2014/15 will be required.

(\$'000)	Revised Budget 2013/14	Proposed Changes 2013/14	Projected Budget 2013/14	Actual YTD 2013/14	Budget YTD 2013/14	% Variance
<b>Base</b>						
Income	(2,907)	(339)	(3,246)	(2,800)	(2,084)	34.33%
Expenditure	7,832	(16)	7,816	6,256	5,865	6.68%
<b>Net</b>	<b>4,925</b>	<b>(355)</b>	<b>4,570</b>	<b>3,457</b>	<b>3,780</b>	<b>-8.56%</b>
<b>Non-Capital</b>						
Income						
Expenditure	504		504	196	191	2.72%
<b>Net</b>	<b>504</b>		<b>504</b>	<b>196</b>	<b>191</b>	<b>2.72%</b>
<b>Capital</b>						
Income		(1,768)	(1,768)	(1,768)		
Expenditure	1,085		1,085	461	958	-51.86%
<b>Net</b>	<b>1,085</b>	<b>(1,768)</b>	<b>(683)</b>	<b>(1,308)</b>	<b>958</b>	<b>-236.56%</b>
Reserve Movement	<b>(1,256)</b>	<b>1,768</b>	<b>512</b>	<b>(139)</b>	<b>(706)</b>	<b>-80.29%</b>
<b>Other Items</b>						
Book Value of Assets	(2,044)		(2,044)	(1,823)	(862)	111.42%
Advances						
Loan Proceeds						
Loan Repayments						
<b>Total Other Items</b>						
<b>Net Change In Working Capital</b>	<b>5,258</b>	<b>(355)</b>	<b>4,903</b>	<b>2,206</b>	<b>4,223</b>	<b>-47.76%</b>

## Progress against Projects

- Boarding House Community Information and Education documents were translated into various languages in Quarter 3 and will be printed and distributed in Quarter 4.
- Public Domain upgrades to Agincourt Rd and Boronia Park have been completed, the concept design for Quarry Rd and Sagar Place have also been completed and adopted by Council. Further consideration will be given to the provision of toilets in Sagar Place in Quarter 4.



## Operational Plan Projects for 2013/2014

Key: On track Action required Complete Not started Cancelled Deferred

Program/projects	Status	Comment
<b>Open Space, Sport &amp; Recreation program</b>		
Street Tree Planting Program		On track to finalise the project in Q4.
<b>Centres and Neighbourhood program</b>		
Elouera Reserve Upgrade		Tender completed and construction to commence in 4th quarter. Funds will be committed by 30 June but invoices will not be issued and processed until 2014/15. Due to this the project is flagged as a potential carryover into 2014/15 year.
Neighbourhood Centre Renewal		This program relates to the completion of the public domain upgrade works in Boronia Park and Agincourt Road and the preparation of detailed designs for the centres of Quarry Road and Sager Place. The works should be completed in Q4.
<b>Land Use Planning program</b>		
Meadowbank Station Precinct Master Plan		A number of developments within the subject area have affected the project scope. Funds will need to be carried over into 2014/15 to complete the Master Plan.
<b>Regulatory program</b>		
Boarding House Project		Project being completed in-house and due for completion Q4. Project will be completed under-budget.

# A City of Wellbeing

A healthy and safe community, with all supported throughout their life by services, facilities and people.

Goal One	Goal Two	Goal Three
Our residents are encouraged and supported to live healthy and active lives.	All residents feel supported and cared for in their community through the provision of ample services and facilities.	Residents feel secure and included in an environment where they can connect socially and are supported by their neighbours.

## Financial Position

- Net Result this quarter for the Wellbeing Outcome is under budget by 7.50%
- Base Budget is on track to meet yearly target with Income up by 2.95% and Expenditure down by 4.35%
- Capital and Non-Capital Projects are underspent, with potential carryovers highlighted under the individual programs



	Revised Budget 2013/14 (\$'000)	Proposed Changes 2013/14	Projected Budget 2013/14	Actual YTD 2013/14	Budget YTD 2013/14	% Variance
<b>Base</b>						
Income	(7,013)	(25)	(7,038)	(5,867)	(5,699)	2.95%
Expenditure	14,814	10	14,824	10,282	10,750	-4.35%
<b>Net</b>	<b>7,801</b>	<b>(15)</b>	<b>7,786</b>	<b>4,415</b>	<b>5,050</b>	<b>-12.59%</b>
<b>Non-Capital</b>						
Income				(1)		
Expenditure	334		334	189	303	-37.66%
<b>Net</b>	<b>334</b>		<b>334</b>	<b>188</b>	<b>303</b>	<b>-38.08%</b>
<b>Capital</b>						
Income	(1,448)		(1,448)	(5)	(1,337)	-99.61%
Expenditure	9,713	(25)	9,688	3,440	8,643	-60.20%
<b>Net</b>	<b>8,265</b>	<b>(25)</b>	<b>8,240</b>	<b>3,435</b>	<b>7,307</b>	<b>-52.99%</b>
Reserve Movement	<b>(4,107)</b>	<b>47</b>	<b>(4,059)</b>	<b>(724)</b>	<b>(3,638)</b>	<b>-80.10%</b>
<b>Other Items</b>						
Book Value of Assets	(2,044)		(2,044)	(1,823)	(862)	111.42%
Advances						
Loan Proceeds	(2,700)		(2,700)		(1,200)	-100.00%
Loan Repayments	113		113		85	-100.00%
<b>Total Other Items</b>	<b>(2,587)</b>		<b>(2,587)</b>		<b>(1,115)</b>	<b>-100.00%</b>
<b>Net Change In Working Capital</b>	<b>9,706</b>	<b>7</b>	<b>9,714</b>	<b>7,313</b>	<b>7,906</b>	<b>-7.50%</b>

## Progress against Projects

Highlights for this quarter include:

- Go For Fun Program in January attended by 126 participants over 2 sessions;
- Conducted Learn to Skate Clinics at Meadowbank Park with Skateboarding Australia as a service provider;
- Lift for Life 8 weeks new program for seniors and retirees commenced at Meadowbank Park;
- Field of Mars Discovery Day held on 30 March was attended by 300 participants.
- Meadowbank and Brush Farm Park amenity upgrades completed;



- Waterloo Park and Morrison Park field #6 upgrades completed;
- Jordan Park playground completed;
- Successful in receiving \$27,000 grant for bush regeneration, track formalisation works and awareness day at Darvall Park;
- Successful refurbishment of North Ryde Library with a fun Saturday morning celebration to welcome the new look and subsequent increases to use
- Increasing strong use of Wi-Fi across all branches (with 189,949 logins for the year, we have already passed the KPI of 120,000)
- City of Ryde Road Safety Officer and a Korean translator presented a 'Walking Safely for Seniors' talk to more than 30 Korean seniors in April. The talk presented tips on staying safe as a pedestrian and explained how to minimise risk when crossing roads.

## Operational Plan Projects for 2013/2014

Key: On track Action required Complete Not started Cancelled Deferred

Program/projects	Status	Comment
<b>Open Space, Sport &amp; Recreation program</b>		
Active in Ryde Program Implementation		Program underway. Major expenditure expected in the last quarter.
Implementation of Children Play Plan		This program has five projects (Monash, Lyons, Memorial, Gannan and Granny Smith Parks) that are due by early November 2014. Delay experienced due to community consultation and issues with design. This Program is funded under the LIRS; all projects are expected to be completed by end of the calendar year. This project is flagged as a potential carryover into 2014/15 year.
Playground Construction - Renewal		The program had five projects with four completed or close to completion (Jordan, Fontenoy, Community and Catherine Parks) and Waterloo Park community outdoor gym project subject to quotation. This project is flagged as a potential carryover into 2014/15 year.
RALC Asset Renewal		On track for completion of procurement by 30 June 2014.
Sportsfield Floodlighting		This is Ryde Park floodlighting upgrade that is awaiting final design and advice from the Heritage Officer if the DA is required as it is located in close proximity to heritage listed items within the



Program/projects	Status	Comment
		Park. This project is flagged as a potential carryover into 2014/15 year.
Sportsfield Renewal & Upgrade	🔄	On track to fully expend this program with the construction of two cricket practise nets (Marsfield and Gannan) to commence in early April. No anticipated carry overs.
Sportsground Amenities Renewal & Upgrade	🔄	Tender process completed with insufficient funds to proceed with project. Negotiations being undertaken with the contractors. This project is partly funded through a federal grant. This project is flagged as a potential carryover into 2014/15 year.
<b>Library program</b>		
Community Buildings Renewals - Libraries	✓	Project complete - One project was funded in this program, the renewal of North Ryde Library.
Digital enhancement for Libraries	🔄	Project includes 2 sub-projects. The Chinese public catalogue will be completed in 2013/14. Public printing and payment system renewal is linked to the PC renewal project. This project is flagged as a potential carryover into 2014/15 year.
<b>Community and Cultural program</b>		
Addington House - Renovation	✓	
Community Buildings Renewal	🔄	This program has seven child projects, four are completed, and two are expected to be finalised by end of financial year and one project is awaiting confirmation of grant funding. This project is flagged as a potential carryover into 2014/15 year.
Community Garden & Nursery	🔄	Due to the changes in the scope for the Habitat office/toilet project, these funds were not expended during financial year whilst waiting for this project to commence. This project is flagged as a potential carryover into 2014/15 year.
Temporary Employment of P/T Officer	🔄	Eastwood and West Ryde Town Centre activities continue. This project is flagged as a potential carryover into 2014/15 year.

# A City of Prosperity

Creating urban centres which champion business, innovation and technology to stimulate economic growth and local jobs.

Goal One	Goal Two	Goal Three
Our Community and businesses across the city flourish and prosper in an environment of innovation progression and economic growth.	Our city is well-designed and planned to encourage new investment, local jobs and business opportunities.	Macquarie Park is recognised globally and locally as an innovative education and technology hub.

## Financial Position

- Approximately \$270,000 of Income has been brought to account this quarter from VPA income with some further income brought to account in City of Liveable Neighbourhoods (income relates to the 146 Bowden Street VPA).
- Base Budget Expenditure is on-track and project expenditure will deliver some savings with Town Centre Upgrades, and the Implementation of the Marketing and Economic Development Plans all completed under-budget.

(\$'000)	Revised Budget 2013/14	Proposed Changes 2013/14	Projected Budget 2013/14	Actual YTD 2013/14	Budget YTD 2013/14	% Variance
<b>Base</b>						
Income	(8)		(8)	(7)	(6)	10.84%
Expenditure	284		284	214	212	1.06%
<b>Net</b>	<b>275</b>		<b>275</b>	<b>208</b>	<b>206</b>	<b>0.77%</b>
<b>Non-Capital</b>						
Income		(273)	(273)	(277)		
Expenditure	738		738	537	689	-22.07%
<b>Net</b>	<b>738</b>	<b>(273)</b>	<b>465</b>	<b>260</b>	<b>689</b>	<b>-62.23%</b>
<b>Capital</b>						
Income						
Expenditure	2,568		2,568	1,540	2,263	-31.95%
<b>Net</b>	<b>2,568</b>		<b>2,568</b>	<b>1,540</b>	<b>2,263</b>	<b>-31.95%</b>
Reserve Movement	(2,855)	251	(2,604)	(1,150)	(2,612)	-55.99%
<b>Other Items</b>						
Book Value of Assets	(2,044)		(2,044)	(1,823)	(862)	111.42%
Advances						
Loan Proceeds						
Loan Repayments						
<b>Total Other Items</b>						
<b>Net Change In Working Capital</b>	<b>727</b>	<b>(22)</b>	<b>706</b>	<b>858</b>	<b>546</b>	<b>57.17%</b>

## Progress against Projects

Both the Macquarie Park Marketing Plan and Economic Development Plan works scheduled for this year have been completed. The meet Macquarie Park Video was uploaded to Council's YouTube page this quarter and a number of events have been prepared for Small Business September.








The Economic Development Advisory Committee met on 19 February 2014 and The Macquarie Park Forum met on 20 February 2014; minutes from these meetings are available on Council's website. Both continue to be well attended by key stakeholders.

The March edition of the Ryde Business Bootcamp was fully booked and the next instalment of this highly successful program is scheduled for September. The program is run in partnership with Meadowbank TAFE.



## Operational Plan Projects for 2013/2014

Key:  On track  Action required  Complete  Not started  Cancelled  Deferred

Program/projects	Status	Comment
<b>Centres and Neighbourhood program</b>		
Macquarie Park Wayfinding Signage		
Public Domain Upgrade Waterloo Rd (Stage 3)		The Tender process commenced this quarter. The finalisation of the tender process and construction will commence in Q4. The project will require funds to be carried over into 2014/15 to allow the completion of the works. Works are being co-ordinated with the Elourea Reserve upgrade.
Town Centre Upgrade Renewal		This program related to public domain upgrade works in Church Street - the works have been practically completed. Further work on the western side of Church Street is being explored to address the conflict that occurs with pedestrian movements and the bus stops. Unspent funds from this program will be returned to general revenue.
<b>Land Use Planning program</b>		
Development Contributions Position		This position will be moved to the Base Budget for 2014/15.
Transport Management Ass for Macq Park		Council's contribution was paid in this quarter. The quarterly report via the CIB was provided on the work of the TMA.
<b>Economic Development program</b>		
Economic Development Plan Implementation		
Implementation of Marketing Plan		

# A City of Environmental Sensitivity

Working together as a community to protect and enhance our natural and built environments for the future.

Goal One	Goal Two	Goal Three
Our residents, businesses and visitors collaborate in the protection and enhancement of our natural environment.	To encourage and enable all our residents to live a more environmentally sensitive life.	As we grow, we protect and enhance the natural and built environments for future enjoyment and manage any impacts of climate change.

## Financial Position

- The City of Environmental Sensitivity outcome had favourable YTD base budget expenditure of -8%. Base budget income has continued to produce a favourable YTD variance of 3.2%.
- Capital expenditure had an actual spend of \$1,953,000 including commitments against a YTD budget of \$3,156,000 with major capital spend due in the remaining quarter.
- Non capital expenditure for the outcome was under expended year to date by \$282,795 and had a variance of -44% against a YTD budget of \$649,000.

	Revised Budget 2013/14 (\$'000)	Proposed Changes 2013/14	Projected Budget 2013/14	Actual YTD 2013/14	Budget YTD 2013/14	% Variance
<b>Base</b>						
Income	(17,250)	73	(17,177)	(16,125)	(15,628)	3.18%
Expenditure	20,663	14	20,677	11,747	12,849	-8.58%
<b>Net</b>	<b>3,413</b>	<b>87</b>	<b>3,501</b>	<b>(4,377)</b>	<b>(2,779)</b>	<b>57.53%</b>
<b>Non-Capital</b>						
Income	(113)	(19)	(132)	(51)	(61)	-16.16%
Expenditure	777	(1)	777	366	649	-43.60%
<b>Net</b>	<b>664</b>	<b>(20)</b>	<b>645</b>	<b>315</b>	<b>588</b>	<b>-46.45%</b>
<b>Capital</b>						
Income	(462)	412	(50)	(65)	(423)	-84.64%
Expenditure	3,761	(467)	3,294	1,723	3,156	-45.39%
<b>Net</b>	<b>3,300</b>	<b>(55)</b>	<b>3,244</b>	<b>1,658</b>	<b>2,733</b>	<b>-39.31%</b>
Reserve Movement	(4,087)	55	(4,032)	(126)	(1,115)	-88.68%
<b>Other Items</b>						
Book Value of Assets						
Advances						
Loan Proceeds						
Loan Repayments						
<b>Total Other Items</b>						
<b>Net Change In Working Capital</b>	<b>3,290</b>	<b>68</b>	<b>3,358</b>	<b>(2,531)</b>	<b>(573)</b>	<b>341.44%</b>

## Progress against Projects










- The Stormwater Asset Replacement Renewal Cluster (Budget \$1,044,630) is currently on track and six (out of the 10 projects) have been successfully completed, including works at Champion Road and Alison Road. There are four projects that are on track, and due to be completed in the fourth quarter.





## Operational Plan Projects for 2013/2014

Key:  On track  Action required  Complete  Not started  Cancelled  Deferred

Program/projects	Status	Comment
<b>Open Space, Sport &amp; Recreation program</b>		
Delineation of Natural Area		On track to finalise in May/June this year.
Park & Open Space Tree Planting Program		On track to finalise this year.
Protecting Biodiversity in Ryde		This is a two year project that will commence with the engagement of the consultant in 2014/15. This project is flagged as a potential carryover into 2014/15 year.
<b>Catchment program</b>		
Buffalo and Kitty's Creek Study		
Shrimptons Creek Stormwater Work Stage 2		Construction commencing Q4. This project is flagged as a potential carryover into 2014/15 year
Stormwater Asset Replacement Renewal		Total Number of projects in the program: 12, Number that have started: nine, Number that have been completed: six, Number deferred to next year: two. To be completed this year: ten.
Stormwater Improvement Works Renewal		Total Number of projects in the program: 11, Number that have started ten, Number that have been completed one, Number deferred, two. Number to be completed this year: Seven Major projects. Waterloo Park Detention Basin and Santa Rosa Park Water Harvesting is flagged as a potential carryover into 2014/15 year.
Water Quality Improvement Plan		
<b>Environmental program</b>		
Business Sustainability - City Switch		



Program/projects	Status	Comment
Hot Water Efficiency in Community Bldgs	🔄	
Youth Waste & Environment Project (YEP)	🔄	Completion date rescheduled to avoid clash with another similar project in Hornsby. Revised Completion date - mid September 2014. Remaining funds flagged as a potential carryover into 2014/15 year.
<b>Waste and Recycling program</b>		
Home Waste & Sustainability Project	🔄	
No Littering - Eastwood	🔄	EPA grant confirmation received in March 2014, project commenced. This project is flagged as a potential carryover into 2014/15 year.
Porters Creek Protection Earth works & Reconfig	🔄	Project scope amended due to delayed gazettal of the Ryde LEP.
Too Good To Waste	🔄	Recipe cards developed and Left Over Make Over (LOMO) workshops presented to Three schools.



# A City of Connections

Access and connection to, from and within the City of Ryde. Providing safe, reliable and affordable public and private travel, transport and communication infrastructure.

Goal One	Goal Two	Goal Three
Our residents, visitors and workers are able to easily and safely travel on public transport to, from and within the City of Ryde.	Our community has the option to safely and conveniently drive, park, cycle or walk around their city.	Our residents, visitors, workers and businesses are able to communicate locally and globally.

## Financial Position

- The City of Connections base budget is tracking well, with year to date actual expenditure within 1.3% of year to date budget.
- Capital Expenditure was favourable to budget with major capital spend due in the remaining quarter. Capital Income has a favourable variance of 227% with the majority being Section 94 resulting in a \$3,002,000 Income budget adjustment.
- Non Capital Projects for the Outcome were on target with a YTD spend of \$253,000 against a YTD Budget of \$409,000 with a number of expenses committed particularly for the Pedestrian Accessibility & Mobility Plan and Top Ryder Community Bus service.



(\$'000)	Revised Budget 2013/14	Proposed Changes 2013/14	Projected Budget 2013/14	Actual YTD 2013/14	Budget YTD 2013/14	% Variance
<b>Base</b>						
Income	(7,353)	(700)	(8,053)	(6,055)	(4,861)	24.55%
Expenditure	8,164	144	8,308	5,563	5,637	-1.31%
<b>Net</b>	<b>811</b>	<b>(556)</b>	<b>255</b>	<b>(491)</b>	<b>776</b>	<b>-163.30%</b>
<b>Non-Capital</b>						
Income	(177)		(177)	(58)	(100)	-41.59%
Expenditure	449		449	253	409	-38.04%
<b>Net</b>	<b>272</b>		<b>272</b>	<b>195</b>	<b>309</b>	<b>-36.89%</b>
<b>Capital</b>						
Income	(5,938)	(3,002)	(8,940)	(8,134)	(2,485)	227.35%
Expenditure	9,470		9,470	4,416	7,865	-43.84%
<b>Net</b>	<b>3,533</b>	<b>(3,002)</b>	<b>530</b>	<b>(3,717)</b>	<b>5,380</b>	<b>-169.10%</b>
Reserve Movement	(1,506)	3,002	1,496	(11)	(1,657)	-99.36%
<b>Other Items</b>						
Book Value of Assets						
Advances						
Loan Proceeds						
Loan Repayments						
<b>Total Other Items</b>						
<b>Net Change In Working Capital</b>	<b>3,110</b>	<b>(556)</b>	<b>2,554</b>	<b>(4,024)</b>	<b>4,808</b>	<b>-183.71%</b>









## Progress against Projects

- Bus stop/shelter programs with a combined budget of \$159,140 are on track, and due to be completed within quarter four. The completed works include the installation of 13 new bus seats, 14 DDA compliance locations completed and one bus shelter purchased and ready for install in quarter four.
- The Footpath Construction Renewal Program with a budget of \$232,500 has been programmed for completion during quarter four. Approximately 70 locations of small sections of footpaths that are in poor condition will be replaced.



## Operational Plan Projects for 2013/2014

Key:  On track  Action required  Complete  Not started  Cancelled  Deferred

Program/projects	Status	Comment
<b>Roads Program</b>		
Bridge Upgrade / Renewal		One footbridge to be replaced, works to start in Q4. One other footbridge was due to commence Q4 and continue through into 2014/15 using residual funds. This project is flagged as a potential carryover into 2014/15 year.
Heavy Patching		Major works done at two locations, with the remainder programmed Q4 at Buffalo Rd.
Road Kerb Renewal		Five street sections on the program. Two complete, Two substantially complete, One commenced April 2014.
Road Resurfacing Renewal		Sixteen street sections on the program, Seven completed, Three others with preparatory works done. The remainder programmed to be completed. Two streets for March postponed due to wet weather.
<b>Centres and Neighbourhood program</b>		
Pedestrian Accessibility & Mobility Plan		All is on track, to complete by the end of Q4.
<b>Library program</b>		
Renewal of Public PCs at Libraries		Library staff resourcing issues are ongoing. This project is flagged as a potential carryover into 2014/15 year.
<b>Paths and Cycleways program</b>		
Cycleways Construction Renewal		Works split in three sections, with one complete and the remaining two programmed for Q4.
Footpath Construction Expansion		Ten street locations are either completed or under construction. Two more are due to start Q4.

Program/projects	Status	Comment
		As this uses the entire program budget, the remaining two streets will be deferred to start in July.
Footpath Construction Renewal	🔄	Programmed for Q4 using several contractors as there are approximately 70 locations of small sections of replacing condition five path.
<b>Traffic &amp; Transport program</b>		
Bus Shelters - new	🔄	One shelter purchased and installation programmed for Q4 Budget insufficient for second shelter, and residual funds proposed for carryover to allow two shelters for 2014/15.
Bus Stop DDA compliance	🔄	Fifteen locations on the program, 13 complete.
Bus Stop Seats - new	🔄	Fourteen seats planned for installation, 13 complete.
Car Park Renewal	🔄	One location resurfaced, complete. Second location works programmed Q4.
Top Ryder Community Bus Service	🔄	Report to Council on ongoing viability of this project expected in Q4.
Traffic Committee Capital Works	🔄	Three black spot funded projects programmed for Q4.
Traffic Facilities Renewal	🔄	Program includes relatively small works at many sites, with works for the remainder of the program to be done progressively through Q4.
<b>Foreshore program</b>		
Seawalls/Retaining Walls Refurbishment	🔄	Works programmed to commence in Q1 2014/15 with funds this financial year being used to purchase stone.

# A City of Harmony & Culture

A welcoming and diverse community, celebrating our similarities and differences, in a vibrant city of culture and learning.

Goal One	Goal Two	Goal Three
Our residents are proud of their diverse community, celebrating their similarities and differences.	People living in and visiting our city have access to an inclusive and diverse range of vibrant community and cultural places and spaces.	Our community is able to learn and grow through a wealth of art, culture and lifelong learning opportunities.

## Financial Position

- Net Result this quarter for the Harmony & Culture Outcome is under budget by 11.68%.
- Base Budget is on track to meet yearly target with Expenditure showing a saving of 4.00%.
- Capital and Non-Capital Projects are on track to be completed this year, with only one potential carryover highlighted.



(\$'000)	Revised Budget 2013/14	Proposed Changes 2013/14	Projected Budget 2013/14	Actual YTD 2013/14	Budget YTD 2013/14	% Variance
<b>Base</b>						
Income	(1,096)		(1,096)	(1,083)	(897)	20.75%
Expenditure	5,635		5,635	3,974	4,139	-4.00%
<b>Net</b>	<b>4,539</b>		<b>4,539</b>	<b>2,890</b>	<b>3,242</b>	<b>-10.84%</b>
<b>Non-Capital</b>						
Income				(33)		
Expenditure	313		313	182	320	-43.20%
<b>Net</b>	<b>313</b>		<b>313</b>	<b>149</b>	<b>320</b>	<b>-53.41%</b>
<b>Capital</b>						
Income						
Expenditure	467		467	319	350	-8.84%
<b>Net</b>	<b>467</b>		<b>467</b>	<b>319</b>	<b>350</b>	<b>-8.84%</b>
Reserve Movement	(201)		(201)	(81)	(201)	-59.79%
<b>Other Items</b>						
Book Value of Assets						
Advances						
Loan Proceeds						
Loan Repayments						
<b>Total Other Items</b>						
<b>Net Change In Working Capital</b>	<b>5,118</b>		<b>5,118</b>	<b>3,278</b>	<b>3,711</b>	<b>-11.68%</b>

## Progress against Projects

Highlights this quarter include:

- 'Our Space' is the first integrated youth hub in the City of Ryde and co-locating a variety of services including Oasis Youth Support Network, Christian Community Aid (Youth Services), Ryde Family Support Service, and ancillary youth services was formally opened on Thursday, 3 April 2014 at 167 Shaftsbury Road, Eastwood. The Integrated Youth Hub creates opportunities for organisations to work in partnership to respond to the needs of local young people aged 11 to 18 years and their families within existing resources.
- A successful International Women's Day celebration was held in the form of an art exhibition highlighting the "Selfless Acts" of women in our community. The event was held at See Street Gallery in Meadowbank on Thursday 6th March and was well attended by artists and members of Ryde community.









- The City of Ryde officially launched its “Racism. It Stops with Me” supporters campaign on 19 March 2014 at the West Ryde Community Centre as a proactive step towards taking a firm stand on racism within the City.
- More than 55 community organisations showcased their services at Eastwood Plaza to the members of the community on Thursday 20th March at The Community Information Expo promoting Interculturalism as a part of the Harmony Day celebrations.
- Libraries showed a 4.4% growth in issues and 7.4% growth in visits (compared to Q3 last year). Our end of year result for both visits and loans will be very close to 1 million each
- Over 10,000 people attended the Australia Day Family Concert and Fireworks.
- Harmony Day, this was the first year the celebration was held in the busy shopping centre at Top Ryde City, over 3,000 people witnessed the event.

## Operational Plan Projects for 2013/2014

Key:  On track  Action required  Complete  Not started  Cancelled  Deferred

Program/projects	Status	Comment
<b>Library program</b>		
Library Books		
<b>Community and Cultural program</b>		
Live Neighbourhood Project		
Ryde Youth Theatre Group		Business planning process in progress. This project is flagged as a potential carryover into 2014/15 year.
<b>Land Use Planning program</b>		
Heritage Grants Scheme		The project has been a success. Four applications have been approved and five applications are yet to be determined. All the funds will be spent.

# A City of Progressive Leadership

A well led and managed city, supported by ethical organisations which deliver projects and services to the community by listening, advocating and responding to their needs.

Goal One	Goal Two	Goal Three
Our city is well led and managed.	The City of Ryde will deliver value for money services for our community and our customers.	Our residents trust their council, feel well informed, heard, valued and involved in the future of their city.

## Financial Position

- Base Income was slightly higher than budgeted with a variance of 3%. Base Expenditure was under expended by \$1,209,000 with a variance of -7% against budget of \$16,417,000.
- Non-Capital expenditure was also under expended by \$863,000 and had a variance of -71% against budget of \$1,210,000.
- Capital income was generated from sale of property and plant and fleet assets. Capital expenditure was under expended by \$3,264,000 and had a variance of -59% against budget of \$5,489,000.









	Revised Budget 2013/14 (\$'000)	Proposed Changes 2013/14	Projected Budget 2013/14	Actual YTD 2013/14	Budget YTD 2013/14	% Variance
<b>Base</b>						
Income	(57,149)	(101)	(57,251)	(55,833)	(54,083)	3.23%
Expenditure	23,067	878	23,945	15,208	16,417	-7.37%
<b>Net</b>	<b>(34,083)</b>	<b>777</b>	<b>(33,306)</b>	<b>(40,624)</b>	<b>(37,666)</b>	<b>7.86%</b>
<b>Non-Capital</b>						
Income	(30)	30				
Expenditure	1,495	(214)	1,280	347	1,210	-71.34%
<b>Net</b>	<b>1,465</b>	<b>(184)</b>	<b>1,280</b>	<b>347</b>	<b>1,210</b>	<b>-71.34%</b>
<b>Capital</b>						
Income				(997)		
Expenditure	6,935	(32)	6,903	3,221	5,489	-41.31%
<b>Net</b>	<b>6,935</b>	<b>(32)</b>	<b>6,903</b>	<b>2,225</b>	<b>5,489</b>	<b>-59.47%</b>
Reserve Movement	1,091	(10)	1,081	(536)	(2,908)	-81.56%
<b>Other Items</b>						
Book Value of Assets	(2,044)		(2,044)	(1,823)	(862)	111.42%
Advances						
Loan Proceeds						
Loan Repayments	528		528	509	396	28.49%
<b>Total Other Items</b>	<b>(1,516)</b>		<b>(1,516)</b>	<b>(1,314)</b>	<b>(466)</b>	<b>181.90%</b>
<b>Net Change In Working Capital</b>	<b>(26,107)</b>	<b>550</b>	<b>(25,557)</b>	<b>(39,904)</b>	<b>(34,340)</b>	<b>16.20%</b>

## Progress against Projects

- Information Technology renewals project is tracking well. Corporate Data Storage Expansion project is complete. The process in examining technology options to enable selected Council online services to be delivered via smartphones and tablets has commenced.
- Council HR Policies have been reviewed and updated on time in removing ambiguity and ensuring all documents are clear and concise.
- The Trial Council Meeting Webcast has been working well since February.
- All projects from the Operational Plan that have commenced are on track.

## Operational Plan Projects for 2013/2014

Key:  On track  Action required  Complete  Not started  Cancelled  Deferred

Program/projects	Status	Comment
<b>Property Portfolio program</b>		
Civic Centre Refurbishment		Report to be provided to Council setting out detailed costing's. This project is flagged as a potential carryover into 2014/15 year.
Commercial Buildings Renewal		Pending endorsement from council.
Corporate Buildings Renewals		This is being held to be used in conjunction with the Civic Centre Refurbishment project. This project is flagged as a potential carryover into 2014/15 year depending on the Council determination.
Land Register & CT System Review		System went live in January.
<b>Customer and Community Relations program</b>		
Community Council Meetings		This project is flagged as a potential carryover into 2014/15 year. Project will be undertaken in 2014/15 by Media and Communication Team.
eBusiness - Smart Forms		Following confirmation from Finance that a solution for non-application dependent forms can be receipted against a GL account with Smart Forms, a payment form will be tested with the Events team. Dependent upon the success of this form, further forms can be implemented.
Let's Talk Community Engagement		This project is flagged as a potential carryover into 2014/15 year. Money was not spent this year as it was held for a potential consultation that is awaiting council's decision, original project will recommence post Council meeting of 22 April should Council decide not to proceed with the community consultation on Council's financial future.
Market Segmentation Study (City View Review/Communications Plan)		This project is flagged as a potential carryover into 2014/15 year for Community Consultation strategy on Council's financial future being considered by Council on 24 June 2014.

Program/projects	Status	Comment
Web Content Management System	🔄	This project is flagged as a potential carryover into 2014/15 year. Currently in the final stages of the RFQ process for supplier.
<b>Community and Cultural program</b>		
Grants Management Software	✓	
<b>Risk Management program</b>		
Automating the Procurement Process	🔄	The new framework launched. The actual procurement review is underway.
Corruption Prevention System	⊖	This project is flagged as a potential carryover into 2014/15 year. To be commenced in Q4.
<b>Strategic City program</b>		
CPR system enhancements and dashboard	⊖	These improvements are being held pending scoping and identification by project team.
Review of the Community Strategic Plan	▶▶	As resolved by Council, this will not take place until after the ICAC findings are handed down. The funds have been identified to be returned in the Q3 Budget review.
<b>Land Use Planning program</b>		
Electronic Development Assessment Project	▶▶	Project re-scoped to consolidate all projects relating to the DA process. This will deliver economies of scale and ensure software and system development is appropriately staged. This project is flagged as a potential carryover into 2014/15 year.
Electronic Housing Code	✓	Project completed in-house. Primarily in promoting the system to relevant stakeholders.
Electronic VPA & S94 system	▶▶	This project will be consolidated into the Electronic Development Assessment project to achieve economies of scale and to ensure software and system development is appropriately staged. This project is flagged as a potential carryover into 2014/15 year.



Program/projects	Status	Comment
<b>Internal Corporate Services program</b>		
GPIMS - System Development	🔄	This project is flagged as a potential carryover into 2014/15 year.
Information Technology Renewals	🔄	Corporate Data Storage Expansion project is complete. The process in examining technology options to enable selected Council online services to be delivered via smartphones and tablets has commenced.
Kiosk Online Timesheets	🚫	Project approved to be cancelled in the September quarterly review.
Plant & Fleet Purchases	🔄	Purchases on track for completion in Q4.
Policy Framework for WH&S	✖	This project is flagged as a potential carryover into 2014/15 year as there have been unforeseen delays encountered with consultant availability and Management review.
TechOne Enhancements	🔄	The much improved Invoice Scanning and Auto Matching processes will be going live in Q4. Some enhancements will likely be carried over into the 2014/2015 financial year, including some of the funding.
Upgrade of Telephony System	🔄	On track for completion in Q4. Provider identified and engaged.



# 1. Open Space, Sport & Recreation program

Developing, delivering, maintaining and managing all our sports, recreation, outdoor, open spaces and natural areas infrastructure, services and facilities.

**Key:** 🟢 On track ✖ Action required ✔ Complete ⊖ Not started ⊘ Cancelled ▶ Deferred

## 1.1. PERFORMANCE INDICATORS

Measure	2013/2014 Target	YTD Progress	Status	Comment
% of project milestones met on time	90%	87%	🟢	33/38 milestones completed YTD.
No. of visitors to RALC	>= 690,000	565,444	🟢	Quarter 3 result - 193,181.
% compliance with pool water bacteriological criteria	= 100%	100%	🟢	Quarter 3 result - 100%.

## 1.2. BASE BUDGET

	YTD Budget \$	YTD Actual \$	Comment
Income	-4,709,000	-4,959,000	
Expense	9,588,000	9,940,000	
<b>Total Base Budget</b>	<b>4,879,000</b>	<b>4,981,000</b>	

## 1.3. PROJECTS

Approved Projects	2013/2014 Budget \$	YTD Actual \$	Status	Comment
Sportsfield Floodlighting	90,000	33,196	🟢	This is Ryde Park floodlighting upgrade that is awaiting final design and advice from the Heritage Officer if the DA is required as it is located in close proximity to heritage listed items within

Approved Projects	2013/2014 Budget \$	YTD Actual \$	Status	Comment
				the Park. This project is flagged as a potential carryover into 2014/15 year.
Sportsfield Renewal & Upgrade	689,580	428,711	🔄	On track to fully expend this program with the construction of two cricket practise nets (Marsfield and Gannan) to commence in early April. No anticipated carry overs.
RALC Asset Renewal	120,000	30,389	🔄	On track for completion of procurement by 30 June 2014.
Sportsground Amenities Renewal & Upgrade	660,400	165,632	🔄	Tender process completed with insufficient funds to proceed with project. Negotiations being undertaken with the contractors. This project is partly funded through a federal grant. This project is flagged as a potential carryover into 2014/15 year.
Playground Construction – Renewal	652,778	460,947	🔄	The program had five projects with four completed or close to completion (Jordan, Fontenoy, Community and Catherine Parks) and Waterloo Park community outdoor gym project subject to quotation. This project is flagged as a potential carryover into 2014/15 year.
Active in Ryde Program Implementation	18,651	4,550	🔄	Program underway. Major expenditure expected in the last quarter.
Protecting Biodiversity in Ryde	60,000	5,000	🔄	This is a two year project that will commence with the engagement of the consultant in 2014/15. This project is flagged as a potential carryover into 2014/15 year.
Street Tree Planting Program	75,000	17,437	🔄	On track to finalise the project in Q4.
Park & Open Space Tree Planting Program	26,894	3,834	🔄	On track to finalise this year.
Delineation of Natural Area	18,770	2,047	🔄	On track to finalise in May/June this year.



Approved Projects	2013/2014 Budget \$	YTD Actual \$	Status	Comment
Implementation of Children Play Plan	1,500,000	242,248	🔄	This program has five projects (Monash, Lyons, Memorial, Gannan and Granny Smith Parks) that are due by early November 2014. Delay experienced due to community consultation and issues with design. This program is funded under the LIRS, all projects are expected to be completed by end of the calendar year and funds would need to be carried over.

New Projects	2013/2014 Budget \$	YTD Actual \$	Status	Comment
Putney Park Graffiti Hotspots Project	100,000	91,645	✓	
Ryde Community & Sport Centre - ELS Hall Park	100,000	0	🔄	Contractor engaged to undertake necessary works. Works will be completed by end of financial year.
Asbestos Remediation - Holt Park	155,000	144,907	✓	

Carryover Projects	2013/2014 Budget \$	YTD Actual \$	Status	Comment
Sportsfield Floodlighting Expansion	266,559	10,174	🔄	Waterloo Park floodlighting project DA approved and tender underway. Morrison Bay floodlighting design underway. This project is flagged as a potential carryover into 2014/15 year.
Sportsground Amenities Upgrades Expansion	258,718	5,582	🔄	Change in Council resolution delayed and changed scope of this project. This relates to Santa Rosa Park amenity now Air League refurbishment works (completed) and the Habitat office/public toilet facility (subject to a DA). This project is flagged as a



Carryover Projects	2013/2014 Budget \$	YTD Actual \$	Status	Comment
				potential carryover into 2014/15 year.
Integrated Open Space Plan Implementation	16,219	31,525	✓	
Feasibility study on synthetic fields	13,059	5,000	✓	Waiting on an outstanding invoice for \$800.
Brush Farm Park	57,275	0	✓	Project completed. Grant funding acquittal to be finalised.
Magdala Park	0	0	✓	
Playing Field Lighting Upgrade (ESD, POT p.58)	0	0	✓	
Ryde Parramatta River Walk (POT p.43/57)	1,277,337	67,130	🔄	At the time of reporting Funding Agreement has been signed and returned to the Department. Receipt of funds is expected in Q4.
Brush Farm Park – Initiation of Action Plan	30,757	0	✓	Money moved to Brush Farm Park Steps Project, which is a priority project in the Action Plan. Quotation process completed and project to commence in April. Completion Date June 30.
Field of Mars – Initiation of Action Plan	24,128	35,310	✓	Project completed and over expenditure managed through savings identified and depicted in Q3 adjustments.
Surf Attraction	2,812,140	1,113,926	🔄	Civil Works are progressing well with minimal rain delay days required. The manufacturing of the shade structure has been delayed and will not be delivered (estimated date) until 26 May 2014. This project is flagged as a potential carryover into 2014/15 year.
Cogeneration Plant @ RALC	778,290	523,806	🔄	



## 2. Roads Program

Managing and maintaining our roads, bridges and retaining walls.

**Key:** 🔄 On track ✖ Action required ✓ Complete ⊖ Not started ⊗ Cancelled ▶ Deferred

### 2.1. PERFORMANCE INDICATORS

Measure	2013/2014 Target	YTD Progress	Status	Comment
% of project milestones met on time	90%	100%	🔄	12/12 milestones completed YTD.

### 2.2. BASE BUDGET

	YTD Budget \$	YTD Actual \$	Comment
Income	-1,624,000	-1,471,000	
Expense	2,122,000	1,898,000	
<b>Total Base Budget</b>	<b>498,000</b>	<b>427,000</b>	

### 2.3. PROJECTS

Approved Projects	2013/2014 Budget \$	YTD Actual \$	Status	Comment
Road Resurfacing Renewal	2,932,652	1,377,190	🔄	Sixteen street sections on the program, seven complete, three others with preparatory works done. The remainder programmed to be completed. Two streets for March postponed due to wet weather.
Road Kerb Renewal	1,160,000	633,101	🔄	Five street sections on the program. Two complete, Two substantially complete, One commenced April 2014.

Approved Projects	2013/2014 Budget \$	YTD Actual \$	Status	Comment
Bridge Upgrade / Renewal	106,090	15,914	🔄	One footbridge to be replaced, works to start in Q4. One other footbridge was due to commence Q4 and continue through into 2014/15 using residual funds. This project is flagged as a potential carryover into 2014/15 year.
Heavy Patching	212,180	88,886	🔄	Major works done at two locations, with the remainder programmed Q4 at Buffalo Rd.

### 3. Property Portfolio program

Developing, managing and maintaining our portfolio of corporate, commercial and civic properties.

Key: On track Action required Complete Not started Cancelled Deferred

#### 3.1. PERFORMANCE INDICATORS


Measure	2013/2014 Target	YTD Progress	Status	Comment
% of project milestones met on time	90%	78%		7/9 milestones completed YTD.

#### 3.2. BASE BUDGET

	YTD Budget \$	YTD Actual \$	Comment
Income	-1,283,000	-1,861,000	
Expense	2,729,000	2,094,000	
<b>Total Base Budget</b>	<b>1,446,000</b>	<b>233,000</b>	

#### 3.3. PROJECTS

Approved Projects	2013/2014 Budget \$	YTD Actual \$	Status	Comment
Corporate Buildings Renewals	400,000	64,219		This is being held to be used in conjunction with the Civic Centre Refurbishment project. This project is flagged as a potential carryover into 2014/15 year depending on the Council determination.
Commercial Buildings Renewal	250,000	67,663		Pending endorsement from council.
Land Register & CT System Review	69,467	63,377		System went live in January.

Approved Projects	2013/2014 Budget \$	YTD Actual \$	Status	Comment
Civic Centre Refurbishment	1,493,139	414,976		Report to be provided to Council setting out detailed costing's. This project is flagged as a potential carryover into 2014/15 year.

Carryover Projects	2013/2014 Budget \$	YTD Actual \$	Status	Comment
West Ryde Community Facility - Project Management	249,755	5,488		This project is flagged as a potential carryover into 2014/15 year. Project to cease when Coles development in West Ryde has been completed and all matters have been settled.

## 4. Catchment program

Managing, monitoring and maintaining water quality and reuse, our stormwater and natural waterways.

**Key:** 🔄 On track ✖ Action required ✓ Complete ⊖ Not started ⊗ Cancelled ▶ Deferred

### 4.1. PERFORMANCE INDICATORS

Measure	2013/2014 Target	YTD Progress	Status	Comment
% of project milestones met on time	90%	95%	🔄	20/21 milestones completed YTD.

### 4.2. BASE BUDGET

	YTD Budget \$	YTD Actual \$	Comment
Income	-23,000	-43,000	
Expense	1,488,000	1,438,000	
<b>Total Base Budget</b>	<b>1,465,000</b>	<b>1,394,000</b>	

### 4.3. PROJECTS

Approved Projects	2013/2014 Budget \$	YTD Actual \$	Status	Comment
Stormwater Asset Replacement Renewal	1,044,630	646,217	🔄	Total Number of projects in the program: 12, Number that have started: nine, Number that have been completed: six, Number deferred to next year: two. To be completed this year: ten.
Stormwater Improvement Works Renewal	1,517,746	419,850	🔄	Total Number of projects in the program: 11, Number that have started ten, Number that have been completed one, Number deferred, two. Number to be completed this year: Seven Major projects. Waterloo Park Detention Basin and Santa Rosa Park

Approved Projects				
	2013/2014 Budget \$	YTD Actual \$	Status	Comment
				Water Harvesting is flagged as a potential carryover into 2014/15 year.
Water Quality Improvement Plan	15,000	15,000	🔄	
Shrimptons Creek Stormwater Work Stage 2	416,062	202,357	🔄	Construction commencing Q4. This project is flagged as a potential carryover into 2014/15 year.
Carryover Projects				
	2013/2014 Budget \$	YTD Actual \$	Status	Comment
Town Centre Flood Feasibility Study	97,970	25,290	🔄	
River to River Corridors Project	11,013	10,807	✓	






## 5. Centres and Neighbourhood program

Developing, delivering, maintaining and managing all our public domain infrastructure, facilities and place management.

Key:  On track  Action required  Complete  Not started  Cancelled  Deferred



### 5.1. PERFORMANCE INDICATORS

Measure	2013/2014 Target	YTD Progress	Status	Comment
% of project milestones met on time	90%	89%		16/18 milestones completed YTD.

### 5.2. BASE BUDGET

	YTD Budget \$	YTD Actual \$	Comment
Income	-6,000	-3,000	
Expense	2,650,000	2,641,000	
<b>Total Base Budget</b>	<b>2,643,000</b>	<b>2,638,000</b>	

### 5.3. PROJECTS

Approved Projects	2013/2014 Budget \$	YTD Actual \$	Status	Comment
Town Centre Upgrade Renewal	1,493,126	891,745		This program related to public domain upgrade works in Church Street - the works have been practically completed. Further work on the western side of Church Street is being explored to address the conflict that occurs with pedestrian movements and the bus stops. Unspent funds from this cluster will be returned to general revenue.
Pedestrian Accessibility & Mobility Plan	56,650	7,500		All is on track, to complete by the end of Q4.



Approved Projects	2013/2014 Budget \$	YTD Actual \$	Status	Comment
Elouera Reserve Upgrade	468,000	60,000	🔄	Tender completed and construction to commence in 4th quarter. Funds will be committed by 30 June but invoices will not be issued and processed until 2014/15. Due to this the project is flagged as a potential carryover into 2014/15 year.
Macquarie Park Wayfinding Signage	58,620	60,836	✓	
Public Domain Upgrade Waterloo Rd (Stage 3)	300,000	45,000	🔄	The Tender process commenced this quarter. The finalisation of the tender process and construction will commence in Q4. The project will require funds to be carried over into 2014/15 to allow the completion of the works. Works are being co-ordinated with the Elouera Reserve upgrade.

Carryover Projects	2013/2014 Budget \$	YTD Actual \$	Status	Comment
Neighbourhood Centre Renewal	403,433	330,387	🔄	This program relates to the completion of the public domain upgrade works in Boronia Park and Agincourt Road and the preparation of detailed designs for the centres of Quarry Road and Sager Place. The works should be completed in Q4.
Public Wi-Fi Feasibility Study	10,574	3,212	✓	
Public Domain Upgrade Waterloo Rd (Stages 1 and 2)	558,521	524,520	✓	
Boronia Park Centre – Design and Construction	129,802	53,119	🔄	The minor works including finalising the paving and the provisions of a feature seat should be completed within Q4.
Rowe Street Detailed Design	20,000	17,803	▶▶	

Carryover Projects	2013/2014 Budget \$	YTD Actual \$	Status	Comment
Eastwood Master Plan Review	31,790	1,356	🔄	The master plan commenced exhibition in Q3.



## 6. Library program

Delivering all our library services.

Key: 🟢 On track ✖ Action required ✔ Complete ⊖ Not started ⊘ Cancelled ▶ Deferred

### 6.1. PERFORMANCE INDICATORS

Measure	2013/2014 Target	YTD Progress	Status	Comment
% of project milestones met on time	90%	83%	✖	20/24 milestones completed YTD.
No. of library loans per capita (combined Ryde/Hunters Hill population is utilised)	>= 8.1	6.6	🟢	Q3 result of 2.2.
No. of visits to the library annually	>= 900,000	740,154	🟢	Q3 result of 240,573 visits.

### 6.2. BASE BUDGET

	YTD Budget \$	YTD Actual \$	Comment
Income	-780,000	-903,000	
Expense	3,628,000	3,405,000	
<b>Total Base Budget</b>	<b>2,848,000</b>	<b>2,502,000</b>	

### 6.3. PROJECTS

Approved Projects	2013/2014 Budget \$	YTD Actual \$	Status	Comment
Community Buildings Renewals - Libraries	119,000	119,276	✔	Project complete - One project was funded in this Program, the renewal of North Ryde Library.



Approved Projects	2013/2014 Budget \$	YTD Actual \$	Status	Comment
Library Books	466,960	321,464	🔄	
Digital enhancement for Libraries	25,000	273	🔄	Project includes two sub-projects. The Chinese public catalogue will be completed in 13/14. Public printing and payment system renewal is linked to the PC renewal project. This project is flagged as a potential carryover into 2014/15 year.
Renewal of Public PCs at Libraries	70,000	0	✖	Library staff resourcing issues are ongoing. This project is flagged as a potential carryover into 2014/15 year.

Carryover Projects	2013/2014 Budget \$	YTD Actual \$	Status	Comment
Libraries for Ryde	39,975	27,525	🔄	Project progressing and will be completed this financial year.

## 7. Governance and Civic program

Supporting our mayor and councillors; through council process and civic events; and providing guidance on governance to support other areas of council.

**Key:** 🔄 On track ✖ Action required ✔ Complete ⊖ Not started ⊘ Cancelled ▶▶ Deferred

### 7.1. PERFORMANCE INDICATORS

Measure	2013/2014 Target	YTD Progress	Status	Comment
% of project milestones met on time	90%	N/A		
Number of known breaches of statutory/council policy requirements	<= 0	0	🔄	
% of Councillor requests responded to within agreed service standard	>= 95%	87.5%	✖	Councillor requests are required to be responded to within 5 days. Although this target was only met for 87.5% of requests, this is an improvement on the previous two quarters; with the average response time during the quarter was 3.3 days for 344 requests received.

### 7.2. BASE BUDGET

	YTD Budget \$	YTD Actual \$	Comment
Income	-5,000	-4,000	
Expense	2,942,000	2,485,000	
<b>Total Base Budget</b>	<b>2,937,000</b>	<b>2,481,000</b>	

### 7.3. PROJECTS



New Projects	2013/2014 Budget \$	YTD Actual \$	Status	Comment
Independent Review Panel Recommendation	40,000	26,469	✓	

Carryover Projects	2013/2014 Budget \$	YTD Actual \$	Status	Comment
Webcasting	13,641	322	✓	Saving of \$10,000 identified to be returned in Q3 review. Project Complete.
Delegations Register in CHRIS	1,025	825	↻	



## 8. Customer and Community Relations program

Engaging with our community, all media and community relations, branding and marketing our city and developing and managing all our customer services.

**Key:** 🔄 On track ✖ Action required ✓ Complete ⊖ Not started ⊘ Cancelled ▶▶ Deferred

### 8.1. PERFORMANCE INDICATORS

Measure	2013/2014 Target	YTD Progress	Status	Comment
% of project milestones met on time	90%	86%	🔄	6/7 milestones completed YTD.
% of Calls to the Customer Call Centre Resolved at the first point of contact	>= 85%	92%	🔄	This is a strong result given the ongoing training of new staff and the increase in average call numbers.

### 8.2. BASE BUDGET

	YTD Budget \$	YTD Actual \$	Comment
Income	-13,000	-10,000	
Expense	2,361,000	2,133,000	
<b>Total Base Budget</b>	<b>2,349,000</b>	<b>2,123,000</b>	

### 8.3. PROJECTS

Approved Projects	2013/2014 Budget \$	YTD Actual \$	Status	Comment
Web Content Management System	162,696	6,750	🔄	This project is flagged as a potential carryover into 2014/15 year. Currently in the final stages of the RFQ process for supplier.
eBusiness - Smart Forms	75,000	16,950	🔄	Following confirmation from Finance that a solution for non-



Approved Projects	2013/2014 Budget \$	YTD Actual \$	Status	Comment
				application dependent forms can be receipted against a GL account with Smart Forms, a payment form will be tested with the Events team. Dependent upon the success of this form, further forms can be implemented.
Let's Talk Community Engagement	60,000	16,845	🔄	This project is flagged as a potential carryover into 2014/15 year. Money was not spent this year as it was held for a potential consultation that is awaiting council's decision, original project will recommence post Council meeting of 22 April should Council decide not to proceed with the community consultation on Council's financial future.
Market Segmentation Study (City View Review/Communications Plan)	100,000	52,311	🔄	This project is flagged as a potential carryover into 2014/15 year for Community Consultation strategy on Council's financial future being considered by Council on 24 June 2014.
Community Council Meetings	20,000	6,518	▶▶	This project is flagged as a potential carryover into 2014/15 year. Project will be undertaken in 2014/15 by Media and Communication Team.

Carryover Projects	2013/2014 Budget \$	YTD Actual \$	Status	Comment
Ryde Planning and Business Centre	26,320	21,727	🔄	
CRM Workflow Update	77,500	2,800	✖	Project scope reduced and savings identified for Q3.
Council Resolved Community Engagement	47,724	36,931	🔄	Carry over required for possible response to ICAC report and any further community consultations resolved by Council.



## 9. Community and Cultural program

Managing all community services, community development, community buildings and events and driving cultural development.

**Key:** 🟢 On track ❌ Action required ✅ Complete ⊖ Not started ⓧ Cancelled ➡ Deferred

### 9.1. PERFORMANCE INDICATORS

Measure	2013/2014 Target	YTD Progress	Status	Comment
% of project milestones met on time	90%	89%	🟢	16/18 milestones completed YTD.
No. of new clients using the home modification service	>= 250	198	🟢	45 for the quarter. On track to meet yearly target.
No. of children immunised	>= 1600	1449	🟢	409 for the quarter. On track to meet yearly target.
No. of people attending key events and programs conducted by CoR	>= 100000	23000	🟢	400 - Citizenship Ceremonies Feb and March 300 - Australia Day Ceremony 10,000 - Australia Day Family Concert and Fireworks 8,000 - Lunar New Year 1,300 - Cinema in the Park 3,000 - Harmony Day.
% capacity of leased halls booked (capacity based on 8 hour booking per day)	>= 60%	59%	🟢	Occupancy lower in third quarter with groups not meeting throughout January.
% customer satisfaction index for halls and meeting room hire service	>= 80%	82%	🟢	56% of respondents were Very Satisfied with service, remainder were Satisfied.
% capacity of meeting rooms booked (capacity based on 8 hour booking per day)	>= 40%	62%	🟢	

## 9.2. BASE BUDGET

	YTD Budget \$	YTD Actual \$	Comment
Income	-1,150,000	-1,178,000	
Expense	2,404,000	2,318,000	
<b>Total Base Budget</b>	<b>1,254,000</b>	<b>1,140,000</b>	

## 9.3. PROJECTS

Approved Projects	2013/2014 Budget \$	YTD Actual \$	Status	Comment
Community Buildings Renewal	156,420	83,071	🔄	This program has seven child projects, four are completed, two are expected to be finalised by end of financial year and one project is awaiting confirmation of grant funding. This project is flagged as a potential carryover into 2014/15 year.
Live Neighbourhood Project	129,668	110,552	✓	
Ryde Youth Theatre Group	123,010	42,816	🔄	Business planning process in progress. This project is flagged as a potential carryover into 2014/15 year.
Community Garden & Nursery	34,344	1,670	🔄	Due to the changes in the scope for the Habitat office/toilet project, these funds were not expended during financial year whilst waiting for this project to commence. This project is flagged as a potential carryover into 2014/15 year.
Grants Management Software	12,500	11,364	✓	
Temporary Employment of P/T Officer	82,400	27,194	🔄	Eastwood and West Ryde Town Centre activities continue. This project is flagged as a potential carryover into 2014/15 year.

Approved Projects	2013/2014 Budget \$	YTD Actual \$	Status	Comment
Addington House - Renovation	149,851	156,005	✓	

New Projects	2013/2014 Budget \$	YTD Actual \$	Status	Comment
Operational Asset Management Plan	12,000	0	↻	Funds committed to be spent in Q4.

Carryover Projects	2013/2014 Budget \$	YTD Actual \$	Status	Comment
Crime Prevention Plan - implementation	26,436	21,461	✓	
Feasibility Study Community Hub-Eastwood	89,250	81,882	✓	Awaiting approval from Council.



## 10. Risk Management program

Managing all legal services, procurement and internal auditing, assessing and managing business continuity, risk and disaster management.

**Key:**  On track  Action required  Complete  Not started  Cancelled  Deferred



### 10.1. PERFORMANCE INDICATORS

Measure	2013/2014 Target	YTD Progress	Status	Comment
% of project milestones met on time	90%	N/A		

### 10.2. BASE BUDGET

	YTD Budget \$	YTD Actual \$	Comment
Income	-115,000	-250,000	
Expense	1,896,000	2,183,000	
<b>Total Base Budget</b>	<b>1,781,000</b>	<b>1,933,000</b>	

### 10.3. PROJECTS

Approved Projects	2013/2014 Budget \$	YTD Actual \$	Status	Comment
Automating the Procurement Process	23,500	0		The new framework launched. The actual procurement review is underway.
Corruption Prevention System	10,000	0		This project is flagged as a potential carryover into 2014/15 year. To be commenced in Q4.

New Projects	2013/2014 Budget \$	YTD Actual \$	Status	Comment
Review of Risk Assessment/Work Method	30,000	0	🔄	Project underway with delivery through the use of external consultants. Key stakeholder engagement throughout Council. Expenditure incurred during Q4.
Review of Contractor Management Program	21,000	0	🔄	Project commenced through the engagement of consultants. Executive Team briefed on 9 April 2014. Engagement of key stakeholders throughout organisation. Expenditure incurred in Q4.

Carryover Projects	2013/2014 Budget \$	YTD Actual \$	Status	Comment
Internal Audit Quality Assessment	13,000	0	⊖	This project is flagged as a potential carryover into 2014/15 year in accordance with determination of the Audit and Risk Committee. This is due to the fact that the Internal Audit plan is behind schedule and the recent introduction of the automation of Internal Audit work papers.
Enterprise Risk Management Plan	0	0	🔄	



## 11. Paths and Cycleways program

Developing, managing and maintaining our footpaths and cycleways.

Key: On track Action required Complete Not started Cancelled Deferred

### 11.1. PERFORMANCE INDICATORS

Measure	2013/2014 Target	YTD Progress	Status	Comment
% of project milestones met on time	90%	91%		20/22 milestones completed YTD.



### 11.2. BASE BUDGET

	YTD Budget \$	YTD Actual \$	Comment
Income	12,000	-3,000	
Expense	429,000	475,000	
<b>Total Base Budget</b>	<b>441,000</b>	<b>472,000</b>	

### 11.3. PROJECTS

Approved Projects	2013/2014 Budget \$	YTD Actual \$	Status	Comment
Cycleways Construction Renewal	445,660	50,684		Works split in three sections, with one complete and the remaining two programmed for Q4.
Footpath Construction Renewal	232,500	34,956		Programmed for Q4 using several contractors as there are approximately 70 locations of small sections of replacing condition five path.
Footpath Construction Expansion	459,840	399,207		Ten street locations are either completed or under construction.



Approved Projects	2013/2014 Budget \$	YTD Actual \$	Status	Comment
				Two more are due to start Q4. As this uses the entire program budget, the remaining two streets will be deferred to start in July.
New Projects	2013/2014 Budget \$	YTD Actual \$	Status	Comment
Mq Park TfNSW ECRL Station Access Works	2,279,370	1,538,409		Three project sites. Waterloo & Lane Cove Roads complete but with outstanding invoicing & finalising defects. Delhi Rd commenced and to be completed Q4.
Carryover Projects	2013/2014 Budget \$	YTD Actual \$	Status	Comment
Asset Management - Condition Data	18,605	33,560		As advised Q2 - Project completed. Additional costs over budget for the configuration of Works Requests system to manage condition data in Tech1 as an integrated asset register. Over expenditure to funded from other savings in Outcome.



## 12. Environmental program

Monitoring and managing our environmental performance, developing environmental policy and making our community aware of environmental impact.

**Key:** ↻ On track ✘ Action required ✓ Complete ⊖ Not started ⊗ Cancelled ▶▶ Deferred

### 12.1. PERFORMANCE INDICATORS

Measure	2013/2014 Target	YTD Progress	Status	Comment
% of project milestones met on time	90%	100%	↻	13/13 milestones completed YTD.

### 12.2. BASE BUDGET

	YTD Budget \$	YTD Actual \$	Comment
Income	-7,000	-7,000	
Expense	363,000	326,000	
<b>Total Base Budget</b>	<b>357,000</b>	<b>319,000</b>	

### 12.3. PROJECTS

Approved Projects	2013/2014 Budget \$	YTD Actual \$	Status	Comment
Youth Waste & Environment Project (YEP)	20,000	3,448	↻	Completion Date rescheduled to avoid clash with another similar project in Hornsby. Revised Completion Date - mid Sept 2014. Remaining funds flagged as a potential carryover into 2014/15 year.
Business Sustainability - City Switch	15,000	0	↻	

Approved Projects	2013/2014 Budget \$	YTD Actual \$	Status	Comment
Hot Water Efficiency in Community Bldgs	111,000	105,989	🔄	

Carryover Projects	2013/2014 Budget \$	YTD Actual \$	Status	Comment
Business Audit Program	4,584	4,584	✓	



### 13. Strategic City program

Providing strategic direction and planning; and managing the reporting of our corporate performance.

**Key:** ✔ On track ✘ Action required ✔ Complete ⊖ Not started ⊗ Cancelled ▶▶ Deferred

#### 13.1. PERFORMANCE INDICATORS

Measure	2013/2014 Target	YTD Progress	Status	Comment
% of project milestones met on time	90%	N/A		

#### 13.2. BASE BUDGET

	YTD Budget \$	YTD Actual \$	Comment
Income			
Expense	34,000	42,000	
<b>Total Base Budget</b>	<b>34,000</b>	<b>42,000</b>	

#### 13.3. PROJECTS

Approved Projects	2013/2014 Budget \$	YTD Actual \$	Status	Comment
Review of the Community Strategic Plan	50,000	0	▶▶	As resolved by Council, this will not take place until after the ICAC findings are handed down. The funds have been identified to be returned in the Q3 Budget review.
CPR system enhancements and dashboard	30,000	0	⊖	These improvements are being held pending scoping and identification by project team.




## 14. Land Use Planning program

Planning, delivering and managing our land and urban design and enhancing and informing on our heritage.

**Key:**  On track  Action required  Complete  Not started  Cancelled  Deferred



### 14.1. PERFORMANCE INDICATORS

Measure	2013/2014 Target	YTD Progress	Status	Comment
% of project milestones met on time	90%	60%		6/10 milestones completed YTD.

### 14.2. BASE BUDGET

	YTD Budget \$	YTD Actual \$	Comment
Income	-167,000	-210,000	
Expense	709,000	663,000	
<b>Total Base Budget</b>	<b>543,000</b>	<b>453,000</b>	

### 14.3. PROJECTS

Approved Projects	2013/2014 Budget \$	YTD Actual \$	Status	Comment
Electronic Development Assessment Project	96,800	0		Project re-scoped to consolidate all projects relating to the DA process. This will deliver economies of scale and ensure software and system development is appropriately staged. This project is flagged as a potential carryover into 2014/15 year.
Transport Management Ass for Macq Park	250,000	250,114		Council's contribution was paid in this quarter. The quarterly report via the CIB was provided on the work of the TMA.



Approved Projects	2013/2014 Budget \$	YTD Actual \$	Status	Comment
Development Contributions Position	140,000	122,512	✓	This position will be moved to the Base Budget for 2014/15.
Heritage Grants Scheme	20,000	660	↻	The project has been a success. Four applications have been approved and 5 applications are yet to be determined. All the funds will be spent.
Electronic VPA & S94 system	100,000	0	▶▶	This project will be consolidated into the Electronic Development Assessment project to achieve economies of scale and to ensure software and system development is appropriately staged. This project is flagged as a potential carryover into 2014/15 year.
Electronic Housing Code	60,000	74	✓	Project completed in-house. Primarily in promoting the system to relevant stakeholders.
Meadowbank Station Precinct Master Plan	150,000	0	↻	A number of developments within the subject area have affected the project scope. Funds will need to be carried over into 2014/15 to complete the Master Plan.

Carryover Projects	2013/2014 Budget \$	YTD Actual \$	Status	Comment
Section 94 Contribution Plan	181,166	101,120	↻	Work has commenced on s94A plan. This project is flagged as a potential carryover into 2014/15 to allow the completion of stage 2 and 3.
Macquarie Park DCP	120,970	62,807	↻	The remaining element of this project is the amendment to the DCP Part 4.5 to ensure compliance with the LEP and the work done by Architects. The DCP is currently being prepared in house. This project is flagged as a potential carryover into 2014/15.



Carryover Projects	2013/2014 Budget \$	YTD Actual \$	Status	Comment
Review Stormwater DCP and align WSUD	63,152	25,363	🔄	Draft Stormwater DCP and Community Information brochures prepared. Presentation to Project Group scheduled 6 May 2014 before a report is prepared for Council to place documents on Community Exhibition.
Consultant for Nth Ryde Station Precinct	9,373	9,373	🚫	Council resolved to cancel project at its meeting of 24 September 2013.

## 15. Traffic & Transport program

Managing our transport, traffic and car parking; developing sustainable transport options.

Key: 🔄 On track ✖ Action required ✔ Complete ⊖ Not started ⊘ Cancelled ▶ Deferred

### 15.1. PERFORMANCE INDICATORS

Measure	2013/2014 Target	YTD Progress	Status	Comment
% of project milestones met on time	90%	94%	🔄	16/17 milestones completed YTD.
No. of passengers transported by Top Ryder Community Bus Service	>= 50000	48,335	🔄	15,964 for the quarter. On Track to exceed yearly target.

### 15.2. BASE BUDGET

	YTD Budget \$	YTD Actual \$	Comment
Income	-357,000	-428,000	
Expense	518,000	549,000	
<b>Total Base Budget</b>	<b>160,000</b>	<b>121,000</b>	

### 15.3. PROJECTS

Approved Projects	2013/2014 Budget \$	YTD Actual \$	Status	Comment
Traffic Facilities Renewal	187,580	90,029	🔄	Program includes relatively small works at many sites, with works for the remainder of the program to be done progressively through Q4.
Car Park Renewal	154,500	76,864	🔄	One location resurfaced, complete. Second location works



Approved Projects	2013/2014 Budget \$	YTD Actual \$	Status	Comment
				programmed Q4.
Top Ryder Community Bus Service	249,000	183,466	🔄	Report to Council on ongoing viability of this project expected in Q4.
Bus Shelters - new	42,440	12,450	🔄	One shelter purchased and installation programmed for Q4. Budget insufficient for second shelter, and residual funds proposed for carryover to allow two shelters for 2014/15.
Bus Stop DDA compliance	84,870	19,461	🔄	Fifteen locations on the program, 13 complete.
Bus Stop Seats - new	31,830	4,895	🔄	Fourteen seats planned for installation, 13 complete.
Traffic Committee Capital Works	234,500	34,759	🔄	Three black spot funded projects programmed for Q4.

Carryover Projects	2013/2014 Budget \$	YTD Actual \$	Status	Comment
Meadowbank/Gladesville Traffic Study	143,615	62,373	🔄	Delayed due to tie in with Morrison Rd (east of Church St) issues, which was subject to a major consultation project in Q3. Study will likely still proceed after reporting to Council. This project is flagged as a potential carryover into 2014/15 year.
Agincourt Rd - Balaclava Rd TCS	682,268	0	🔄	Contracts let late Q3, with works commencing and to finish within Q4.
Rowe Street Eastwood - Traffic Calming	18,672	898	✓	Actual includes RMS Grant income of \$18k, awaiting confirmation of correct purpose of grant for re-allocation.





## 16. Economic Development program

Business sector and economic development.

**Key:** On track Action required Complete Not started Cancelled Deferred

### 16.1. PERFORMANCE INDICATORS

Measure	2013/2014 Target	YTD Progress	Status	Comment
% of project milestones met on time	90%	100%		6/6 milestones completed YTD.

### 16.2. BASE BUDGET

	YTD Budget \$	YTD Actual \$	Comment
Income	-3,000	-4,000	
Expense	115,000	114,000	
<b>Total Base Budget</b>	<b>112,000</b>	<b>110,000</b>	

### 16.3. PROJECTS


Approved Projects	2013/2014 Budget \$	YTD Actual \$	Status	Comment
Economic Development Plan Implementation	40,000	22,713		
Implementation-Macq Park Marketing Plan	96,930	52,280		



Carryover Projects	2013/2014 Budget \$	YTD Actual \$	Status	Comment
Macquarie Park Website	49,350	21,146	✓	
City of Ryde Food & Festivals Guide	9,450	4,300	✓	

## 17. Organisational Development program

Addressing workforce planning, driving culture and performance, assessing process efficiency and overseeing all corporate communications.

Key:  On track  Action required  Complete  Not started  Cancelled  Deferred




### 17.1. PERFORMANCE INDICATORS

Measure	2013/2014 Target	YTD Progress	Status	Comment
% of project milestones met on time	90%	100%		7/7 milestones completed YTD.

### 17.2. BASE BUDGET

	YTD Budget \$	YTD Actual \$	Comment
Income	-4,000	-4,000	
Expense	119,000	105,000	
<b>Total Base Budget</b>	<b>114,000</b>	<b>101,000</b>	

### 17.3. PROJECTS


Carryover Projects	2013/2014 Budget \$	YTD Actual \$	Status	Comment
Performance Review Process	30,481	8,400		PDS is on track and we are now looking at system enhancements with LGSS based on user feedback. Remaining funds have been flagged as savings in the quarterly review for this period.
PMCOR System Development	35,000	16,598		Final testing underway, roll-out expected in Q4.
Best Value Reviews (annual)	13,814	8,070		The Recruitment and Selection Best Value Review is now

Carryover Projects	2013/2014 Budget \$	YTD Actual \$	Status	Comment
				complete and the go live date for online recruitment is 1 May 2014. Remaining funds have been flagged as savings in the quarterly review for this period.
Internal Communication (Incl Intranet)	0	0	⊘	Project approved to be cancelled in the Q1 review.



## 18. Foreshore program

Managing all aspects of our foreshore.

Key:  On track  Action required  Complete  Not started  Cancelled  Deferred


### 18.1. PERFORMANCE INDICATORS

Measure	2013/2014 Target	YTD Progress	Status	Comment
% of project milestones met on time	90%	100%		1/1 milestones completed YTD.

### 18.2. BASE BUDGET

	YTD Budget \$	YTD Actual \$	Comment
Income			
Expense	46,000	27,000	
<b>Total Base Budget</b>	<b>46,000</b>	<b>27,000</b>	

### 18.3. PROJECTS

Approved Projects	2013/2014 Budget \$	YTD Actual \$	Status	Comment
Seawalls/Retaining Walls Refurbishment	53,000	7,950		Works programmed to commence in Q1 2014/15 with funds this financial year being used to purchase stone.

## 19. Regulatory program

Delivering all our regulatory assessments and activities, including building regulations, environmental regulations, road, parking and footpath enforcement and animal management.

**Key:** 🟢 On track ✖ Action required ✔ Complete ⊖ Not started ⊘ Cancelled ▶ Deferred

### 19.1. PERFORMANCE INDICATORS

Measure	2013/2014 Target	YTD Progress	Status	Comment
% of project milestones met on time	90%	NA		
Total development value of approved development applications (in \$million - cumulative)	NA	\$101M	🟢	
Mean number of DAs processed per person	60	26.8	🟢	On track for annual target.
DA assessment time (days) - against the Group 3 benchmark (Mean Gross Assessment Time)	78	78	🟢	
Mean gross DA determination times: Residential alterations and additions (against 10-11 Group 3 Average)	70	65	🟢	
Mean gross DA determination times: Single new dwelling (against 10-11 Group 3 Average)	73	87	✖	Further significant improvement requires simplification of Council's DCP controls for dwelling houses. A review of these controls was placed on hold by Council on 26 July 2012. This result however is an 8 day improvement on the Q2 result for this KPI.
Mean gross DA determination times: Commercial, retail, office (against 10-11 Group 3 Average)	74	54	🟢	
No. of DAs in each category - residential	NA	58	🟢	
No. of DAs in each category - single new dwelling	NA	33	🟢	

Measure	2013/2014 Target	YTD Progress	Status	Comment
No. of DAs in each category - commercial, retail, office	NA	33	🔄	
No. of food premises inspections	>= 1000	549	✖	264 food shop/facility inspections completed this quarter.

## 19.2. BASE BUDGET

	YTD Budget \$	YTD Actual \$	Comment
Income	-4,804,000	-6,739,000	
Expense	5,271,000	5,102,000	
<b>Total Base Budget</b>	<b>467,000</b>	<b>-1,638,000</b>	

## 19.3. PROJECTS

Approved Projects	2013/2014 Budget \$	YTD Actual \$	Status	Comment
Boarding House Project	53,040	1,300	🔄	Project being completed in-house and due for completion Q4.

Carryover Projects	2013/2014 Budget \$	YTD Actual \$	Status	Comment
Macquarie Park Parking Scheme Upgrade	63,183	27,510	✓	

## 20. Waste and Recycling program

Managing our domestic and commercial waste services, educating on and facilitating recycling and disposal services.

**Key:** 🔄 On track ✖ Action required ✔ Complete ⊖ Not started ⊘ Cancelled ▶ Deferred

### 20.1. PERFORMANCE INDICATORS

Measure	2013/2014 Target	YTD Progress	Status	Comment
% of project milestones met on time	90%	100%	🔄	13/13 milestones completed YTD.

### 20.2. BASE BUDGET

	YTD Budget \$	YTD Actual \$	Comment
Income	-15,559,000	-15,986,000	
Expense	9,959,000	8,936,000	
<b>Total Base Budget</b>	<b>-5,600,000</b>	<b>-7,050,000</b>	

### 20.3. PROJECTS

Approved Projects	2013/2014 Budget \$	YTD Actual \$	Status	Comment
Home Waste & Sustainability Project	78,855	52,960	🔄	
No Littering - Eastwood	50,000	1,300	🔄	EPA grant confirmation received in March 2014, project commenced. This project is flagged as a potential carryover into 2014/15 year.
Too Good To Waste	54,000	22,686	🔄	Recipe cards developed and Left Over Make Over (LOMO) workshops presented to Three schools.



Approved Projects	2013/2014 Budget \$	YTD Actual \$	Status	Comment
Porters Creek Protection Earth works & Reconfig	345,000	88,820	🔄	Project scope amended due to delayed gazettal of the Ryde LEP.

New Projects	2013/2014 Budget \$	YTD Actual \$	Status	Comment
Living on the Block	142,029	58,100	🔄	Focus Group Workshop conducted, resident information packs being developed. This project is flagged as a potential carryover into 2014/15 year.
Construction Waste & Screening	179,000	169,000	🔄	



## 21. Internal Corporate Services program

Developing and managing our information, records and corporate knowledge; implementing information technology, communications, business, financial and HR infrastructure and services. Managing our fleet and plant; planning and developing assets; all project management and administrative support.

Key: 🔄 On track ✖ Action required ✔ Complete ⊖ Not started ⊘ Cancelled ▶ Deferred

### 21.1. PERFORMANCE INDICATORS

Measure	2013/2014 Target	YTD Progress	Status	Comment
% of project milestones met on time	90%	73%	🔄	11/15 milestones completed YTD.
% return on investment over the standard investment benchmark (ie. Bank Bill Swap Reference Rate (Australian financial market) - BBSW)	>= 0.85%	1.51%	🔄	With the cash rate on hold, we have been doing well to hold our return at this level. With additional funds from Section 94, we are generating a lot more income, but it has to be restricted to the Section 94 reserve, so working capital is not benefiting from this additional income.

### 21.2. BASE BUDGET

	YTD Budget \$	YTD Actual \$	Comment
Income	-52,663,000	-53,706,000	
Expense	6,498,000	6,371,000	
<b>Total Base Budget</b>	<b>-46,165,000</b>	<b>-47,334,000</b>	

## 21.3. PROJECTS

Approved Projects	2013/2014 Budget \$	YTD Actual \$	Status	Comment
Information Technology Renewals	1,254,698	456,960	🔄	Corporate Data Storage Expansion project is complete. The process in examining technology options to enable selected Council online services to be delivered via smartphones and tablets has commenced.
Plant & Fleet Purchases	2,750,000	1,972,701	🔄	Purchases on track for completion in Q4.
GPIMS - System Development	128,450	34,859	🔄	This project is flagged as a potential carryover into 2014/15 year.
Kiosk Online Timesheets	0	0	🚫	Project approved to be cancelled in the September quarterly review.
Upgrade of Telephony System	150,000	10,268	🔄	On track for completion in Q4. Provider identified and engaged.
TechOne Enhancements	476,677	157,405	🔄	The much improved Invoice Scanning and Auto Matching processes will be going live in Q4. Some enhancements will likely be carried over into the 2014/2015 financial year, including some of the funding.

New Projects	2013/2014 Budget \$	YTD Actual \$	Status	Comment
Scout - Online Recruitment Module	7,000	2,425	🔄	Scout is on track for a go live date of 1 May 2014.

Carryover Projects	2013/2014 Budget \$	YTD Actual \$	Status	Comment
Policy Framework for WH&S	8,500	8,500	🔄	This project is flagged as a potential carryover into 2014/15 year as there have been unforeseen delays encountered with consultant availability and Management review.
Review and Update HR Policies	11,240	4,240	🔄	Policies have been updated and most endorsed by the Executive Team, one milestone remains which is the accessing of the revised policies via infonet. Remaining funds have been flagged as savings in the quarterly review for this period.
High Speed Scanner/OCR matching software	0	0	✓	
Budgeting Tool Software - Purchase	12,400	3,675	🔄	Some of these aspects are still to be finalised.



## Appendix A – Reserve Listing Report

<i>Natural Account</i>	<i>Description</i>	<i>13/14 Opening Balance</i>	<i>Budget To Reserve</i>	<i>Budget From Reserve</i>	<i>13/14 Budget Result</i>	<i>Review To Reserve</i>	<i>Review From Reserve</i>	<i>13/14 Review Result</i>
<b>93001 - Internally Restricted Revenues</b>								
8301	Stockland Creche Contribution	249,755.25		-249,755.25				
8302	Voluntary Planning Agreement Reserve	2,228,357.59		-146,809.00	2,081,548.59	1,768,199.00		3,849,747.59
8304	Asset Replacement Reserve	9,065,295.15	3,455,640.00	-5,521,893.00	6,999,042.15		-93,000.00	6,906,042.15
8305	Plant Replacement Reserve	2,010,921.35	2,679,100.00	-3,080,340.00	1,609,681.35			1,609,681.35
8306	Ryde Aquatic Leisure Centre Reserve	2,441,422.60	3,633,370.00	-3,895,500.00	2,179,292.60		200,000.00	2,379,292.60
8307	Financial Security Reserve	3,437,878.13			3,437,878.13			3,437,878.13
8308	Public Art Reserve	136,153.00		-74,200.00	61,953.00		-21,800.00	40,153.00
8309	Council Election Reserve	345,938.21	120,000.00		465,938.21			465,938.21
8310	Risk Rebate Reserve					123,000.00	-40,000.00	83,000.00
8311	Investment Property Reserve	15,639,830.74	894,108.00	-1,152,927.00	15,381,011.74			15,381,011.74
8312	Civic Precinct Redevelopment Reserve	1,258,412.71		-609,679.00	648,733.71			648,733.71
8314	Carryover Works Reserve	2,766,732.49		-2,766,732.49				
8318	Porters Creek Reserve	199,348.89			199,348.89			199,348.89
8319	Insurance Fluctuation Reserve	414,147.42		-10,000.00	404,147.42			404,147.42
8320	OHS & Injury Management Reserve	75,699.99		-59,500.00	16,199.99			16,199.99
8321	Public Domain Plan Reserve	138,602.00			138,602.00			138,602.00
8322	Planning Proposal Reserve	35,000.00			35,000.00	273,054.00		308,054.00
8323	Macquarie University VPA Reserve							
<b>Total Internally Restricted Revenues</b>		<b>40,443,495.52</b>	<b>10,782,218.00</b>	<b>-17,567,335.74</b>	<b>33,658,377.78</b>	<b>2,164,253.00</b>	<b>45,200.00</b>	<b>35,867,830.78</b>
<b>93002 - Internally Restricted Liabilities</b>								
8327	Employee Leave Entitlements Reserve	3,110,461.93	60,000.00		3,170,461.93			3,170,461.93
8328	Refundable Deposits Reserves	8,047,781.32	20,000.00		8,067,781.32			8,067,781.32
8329	Interest on Refundable Deposits Reserve	377,366.19			377,366.19			377,366.19
<b>Total Internally Restricted Liabilities</b>		<b>11,535,609.44</b>	<b>80,000.00</b>		<b>11,615,609.44</b>			<b>11,615,609.44</b>

## Appendix A – Reserve Listing Report

<b>93003 - Section 94 Contribution Reserves</b>							
8351	Community & Cultural Facilities Reserve	<b>4,412,902.41</b>	1,178,067.00	-39,975.00	<b>5,550,994.41</b>	636,139.00	<b>6,187,133.41</b>
8352	Open Space & Recreation Facilities Reserve	<b>7,365,195.10</b>	3,562,354.00	-409,325.00	<b>10,518,224.10</b>	1,933,202.00	<b>12,451,426.10</b>
8353	Roads & Traffic Management Facilities Reserve	<b>3,304,080.76</b>	385,587.00	-641,415.00	<b>3,048,252.76</b>	274,615.00	<b>3,322,867.76</b>
8354	Stormwater Management Facilities Reserve	<b>6,319,109.11</b>	483,355.00	-1,609,944.00	<b>5,192,520.11</b>	145,047.00	<b>5,604,567.11</b>
8355	Section 94 Plan Administration Reserve	<b>715,535.32</b>	48,252.00	-421,166.00	<b>342,621.32</b>	13,260.00	<b>355,881.32</b>
8379	Stormwater Management Service Charge Reserve	<b>-69,911.52</b>	992,170.00	-1,279,008.00	<b>-356,749.52</b>		<b>-356,749.52</b>
<b>Total Section 94 Contribution Reserves</b>		<b>22,046,911.18</b>	<b>6,649,785.00</b>	<b>-4,400,833.00</b>	<b>24,295,863.18</b>	<b>3,002,263.00</b>	<b>267,000.00</b>
<b>93004 - Other External Restrictions</b>							
8376	Domestic Waste Management Reserve	<b>4,789,947.01</b>	15,260,960.00	-16,868,502.00	<b>3,182,405.01</b>	200,000.00	<b>3,382,405.01</b>
8377	External Drainage Works Contribution Reserve	<b>197,546.32</b>			<b>197,546.32</b>		<b>197,546.32</b>
8378	Macquarie Park Corridor Special Rate Reserve	<b>1,818,318.09</b>	1,276,960.00	-2,454,777.00	<b>640,501.09</b>		<b>640,501.09</b>
8379	Stormwater Management Service Charge Reserve	<b>1,471,249.87</b>	992,170.00	-1,279,008.00	<b>1,184,411.87</b>		<b>1,184,411.87</b>
<b>Total Other External Restrictions</b>		<b>8,277,061.29</b>	<b>17,530,090.00</b>	<b>-20,602,287.00</b>	<b>5,204,864.29</b>	<b>200,000.00</b>	<b>5,404,864.29</b>
<b>93005 - Unexpended Grants Reserves</b>							
8401	U/Exp Grant - Home Modification & Maintenance	<b>247,296.70</b>	67,400.00	-50,000.00	<b>264,696.70</b>	-10,000.00	<b>254,696.70</b>
8403	U/Exp Grant - Volunteer Referral Agency	<b>15,649.90</b>	6,180.00		<b>21,829.90</b>		<b>21,829.90</b>
8404	U/Exp Grant - Library Local Priority						
8408	U/Exp Grant - Urban Sustain Program - Looking Glass Bay	<b>49,563.00</b>			<b>49,563.00</b>		<b>49,563.00</b>
8409	U/Exp Grant - Consolidated LEP for Ryde	<b>72,142.14</b>		-25,184.00	<b>46,958.14</b>		<b>46,958.14</b>
8413	U/Exp Grant - Sydney North/SydneyWest	<b>8,633.95</b>			<b>8,633.95</b>		<b>8,633.95</b>

## Appendix A – Reserve Listing Report

	Tussock Paspalum 06/11					
8415	U/Exp Grant - Buffalo Creek - (SQID)	<b>18,778.31</b>			<b>18,778.31</b>	<b>18,778.31</b>
8416	U/Exp Grant - Financial Assistance Grants	<b>1,113,320.00</b>		-1,113,320.00		
8417	U/Exp Grant - Road Services Unit Management	<b>430,748.00</b>		-430,748.00		
8418	U/Exp Grant - Macquarie Park Master Plan	<b>30,000.00</b>			<b>30,000.00</b>	<b>30,000.00</b>
8419	U/Exp Grant - Sydney Water Business Audit Program	<b>3,568.19</b>		-3,568.19		
8426	U/Exp Grant - Noxious Weeds Management	<b>3,218.66</b>			<b>3,218.66</b>	<b>3,218.66</b>
8427	U/Exp Grant - Rivers to Rivers Corridor	<b>11,013.29</b>		-11,013.29		
8429	U/Exp Grant - NSW Sport Regrading & Levelling	<b>57,275.41</b>		-57,275.41	57,275.00	<b>57,275.00</b>
8432	U/Exp Grant - Eastwood Floodplain Risk	<b>720.88</b>			<b>720.88</b>	<b>720.88</b>
8433	U/Exp Grant - Liberty Swing Dunbar Park	<b>7,763.13</b>			<b>7,763.13</b>	<b>7,763.13</b>
8434	U/Exp Grant - Sport Development Program	<b>542.76</b>			<b>542.76</b>	<b>542.76</b>
8435	U/Exp Grant - WASIP	<b>1,470,907.79</b>	657,800.00	-1,058,681.00	<b>1,070,026.79</b>	<b>658,326.79</b>
8436	U/Exp Grant - Yamble Reserve- All Abilities Playground					
8437	U/Exp Grant - Playing Field Lighting Upgrade	<b>14,500.00</b>			<b>14,500.00</b>	<b>14,500.00</b>
8438	U/Exp Grant - Parramatta River Catchments Floodplain	<b>25,000.00</b>			<b>25,000.00</b>	<b>25,000.00</b>
8439	U/Exp Grant - Vacation Care Program Grant	<b>5,253.73</b>			<b>5,253.73</b>	<b>5,253.73</b>
8440	U/Exp Grant - Crime Prevention Plan Grant	<b>22,801.00</b>		-22,801.00		
8441	U/Exp Grant - Save Power Supplementary					
8442	U/Exp Grant - Shaftsbury/ Glen Roundabout (RTA)					
8443	U/Exp Grant - Curzon St/ Smith St Pedestrian (RTA)	<b>765.05</b>			<b>765.05</b>	<b>765.05</b>
8445	U/Exp Grant - Quarry Road Resurfacing Program (RTA)					
8446	U/Exp Grant - Vimiera Road Traffic Facilities Renew (RTA)	<b>1,959.22</b>			<b>1,959.22</b>	<b>1,959.22</b>
8451	U/Exp Grant - Rowe St Eastwood Traffic Calming	<b>623.11</b>		-623.11		
8452	U/Exp Grant - Active in Ryde Program	<b>2,891.17</b>		-2,891.17		

## Appendix A – Reserve Listing Report

8453	Implementation U/Exp Grant - MQ Park TfNSW ECRL	<b>1,879,370.40</b>		-1,879,370.40			
8454	U/Exp Grant - Putney Park Graffiti Hotspot Program	<b>100,000.00</b>		-100,000.00			
8455	U/Exp Grant - Planning for Ageing Population	<b>42,000.00</b>		-42,000.00			
	<b>Total Unexpended Grants Reserves</b>	<b>5,636,305.79</b>	<b>731,380.00</b>	<b>-4,797,475.57</b>	<b>1,570,210.22</b>	<b>-364,425.00</b>	<b>1,205,785.22</b>
	<b>Internal Loans</b>						
8901	Internal Loan - RALC Reserve	<b>-687,859.87</b>		-1,612,140.00	<b>-2,299,999.87</b>	-200,000.00	<b>-2,499,999.87</b>
	<b>Total Internal Loans</b>	<b>-687,859.87</b>		<b>-1,612,140.00</b>	<b>-2,299,999.87</b>	<b>-200,000.00</b>	<b>-2,499,999.87</b>
	<b>TOTAL RESERVES</b>	<b>87,251,523.35</b>	<b>35,773,473.00</b>	<b>-48,980,071.31</b>	<b>74,044,925.04</b>	<b>5,166,516.00</b>	<b>-52,225.00</b>
	Net Transfer			-13,206,598.31	<b>-13,206,598.31</b>	5,114,291.00	<b>-8,092,307.31</b>



## Appendix B – 2013/14 Quarterly Changes Report

			<i>Approved Budget 2013/2014</i>	<i>Actual 2013/2014</i>	<i>Proposed Changes 2013/2014</i>	<i>Comments</i>
--	--	--	--	-----------------------------	---	-----------------

### Strategic City program

1011058	Annual Report	Op Exp	15,000	5,594	(9,000)	Savings in printing costs
1011058	Annual Report	Op Exp	31,800	35,680	4,000	Additional costs for Annual report preparation
1030448	Review of the Community Strategic Plan	NCP Exp	50,000		(50,000)	As resolved by Council the review will not be undertaken until the ICAC findings are handed down
<b>Total Strategic City program</b>					<b>(55,000)</b>	

### Organisational Development program

1011460	Workforce Empowerment Working Group	Op Exp	8,000		(8,000)	Service reduced and Workforce Empowerment Working Group no longer exists
1030084	Performance Review Process	NCP Exp	30,481		(22,081)	Project now complete so funds return to working capital
2230287	Best Value Reviews (annual)	NCP Exp	13,814		(5,744)	Project now complete so funds return to working capital
<b>Total Organisational Development program</b>					<b>(35,825)</b>	

### Risk Management program

1611211	Risk Management	Op Inc	(70,000)	(117,741)	(47,000)	Increase the budget due to additional insurance rebates received
---------	-----------------	--------	----------	-----------	----------	--

## Appendix B – 2013/14 Quarterly Changes Report

1611211	Risk Management	Op Inc		(76,172)	(76,000)	OHS Rebate received but not budgeted
1011001	General Counsel - Administration	Op Exp			5,200	Increase budget to cover subscription to legal database to enable provision of in-house legal advice
1011381	Legal - Development Assessment	Op Exp		117,810	150,000	Increase to cover items not budgeted including ICAC Public Inquiry, Supreme Court proceedings and Land & Environment matters as per Council resolution dated 25/03/2014
1011381	Legal - Development Assessment	Op Exp		88,063	140,000	Increase to cover items not budgeted including ICAC Public Inquiry, Supreme Court proceedings and Land & Environment matters as per Council resolution dated 25/03/2014
1011383	Prosecutions	Op Exp		45,679	50,000	Increase to cover items not budgeted including ICAC Public Inquiry, Supreme Court proceedings and Land & Environment matters as per Council resolution dated 25/03/2014
1011388	Legal Matters - Assets	Op Exp	1,100	12,588	15,000	Increase to cover items not budgeted including ICAC Public Inquiry, Supreme Court proceedings and Land & Environment matters as per Council resolution dated 25/03/2014
1011389	Legal Matters - Community Life	Op Exp	5,500	10,910	10,000	Increase to cover items not budgeted including ICAC Public Inquiry, Supreme Court proceedings and Land & Environment matters as per Council resolution dated 25/03/2014
1011390	Planning & Environment - Legal Matters	Op Exp		40,331	45,000	Increase to cover items not budgeted including ICAC Public Inquiry, Supreme Court proceedings and Land & Environment matters as per Council resolution dated 25/03/2014
1011390	Planning & Environment - Legal Matters	Op Exp		47,087	50,000	Increase to cover items not budgeted including ICAC Public Inquiry, Supreme Court proceedings and Land & Environment matters as per Council resolution dated 25/03/2014
1011391	Other Legal Matters	Op Exp	2,200	111,111	140,000	Increase to cover items not budgeted including ICAC Public Inquiry, Supreme Court proceedings and Land & Environment matters as per Council resolution dated 25/03/2014
1611139	Internal Audit	Op Exp	163,400	177,004	12,000	Increase budget due to additional consulting fees related to BDO, Ernst and Young reviews
1611139	Internal Audit	Op Exp	10,000	8,749	40,000	Assistance in completion of 13/14 plan due to a number of unscheduled activities as per ET resolution and Audit and Risk Committee of 17

## Appendix B – 2013/14 Quarterly Changes Report

						March 2014
1711001	Procurement Administration	Op Exp			4,000	Cost for external update of Council's Contract template suite
1711001	Procurement Administration	Op Exp	3,600	6,175	6,400	Additional cost in utilising Council's procurement system (Tenderlink).
1711001	Procurement Administration	Op Exp			93,000	Ernst and Young Phase 2 Procurement review as per Council Resolution 25 Feb 2014
1640940	Automated Internal Audit Workpapers	Cap Exp		4,300	4,300	Cost for Automated Internal Audit work paper software endorsed by ET and Audit and Risk Committee. Expected to deliver efficiency gains
1611139	Internal Audit	From Res			(40,000)	Assistance in completion of 13/14 plan due to a number of unscheduled activities as per ET resolution and Audit and Risk Committee of 17 March 2014
1711001	Procurement Administration	From Res			(93,000)	Ernst and Young Phase 2 Procurement review as per Council Resolution 25 Feb 2014
1611211	Risk Management	To Res			123,000	Transfer additional income to reserve
<b>Total Risk Management program</b>					<b>631,900</b>	

### Community and Cultural program

6811127	Home Modification & Maintenance	Op Exp		3,500	10,000	Additional cost for reconfiguration of workspace and will be funded by unspent grant
6811127	Home Modification & Maintenance	From Res	(50,000)		(10,000)	Transfer unspent grant funds for reconfiguration of workspace
<b>Total Community and Cultural program</b>						

### Customer and Community Relations program

## Appendix B – 2013/14 Quarterly Changes Report

2011001	Customer Service Administration	Op Inc	(1,600)	(2,177)	600	Reduction in photocopying income
2011001	Customer Service Administration	Op Exp	2,500		(2,000)	Saving identified
6511001	Communications & Media Administration	Op Exp		275	1,000	Minimal Budget allocated for stationery
6511163	Media Monitoring	Op Exp	12,400	14,125	5,000	Additional Funding Required for ICAC Media Information
6511510	eBusiness - Smart Forms	Op Exp		65,000	65,000	Transfer from eBusiness Smart Forms project to pay for licence fee
1830550	Community Council Meetings	NCP Exp	20,000		19,100	As per Council Resolution dated 11/02/2014 to allocate funding for the purpose of conducting three Community Council Meetings
3430311	CRM Workflow Update	NCP Exp	77,500		(38,000)	Project scope revised and narrowed to ensure capacity to delivery, in addition negotiations resulted in reduced costs
6530458	Web Content Management System	NCP Exp	162,696		8,000	Transfer from eBusiness Smart Forms
6530464	eBusiness - Smart Forms	NCP Exp	75,000		(73,000)	Transfer to base budget account to pay for licence fee
6511510	eBusiness - Smart Forms	From Res			(65,000)	Transfer from eBusiness Smart Forms project to pay for licence fee
6530458	Web Content Management System	From Res	(80,000)		(8,000)	Transfer from eBusiness Smart Forms
6530464	eBusiness - Smart Forms	From Res	(75,000)		73,000	Transfer to base budget account to pay for licence fee
<b>Total Customer and Community Relations program</b>					<b>(14,300)</b>	

### Open Space, Sport & Recreation program

5510654	109A Kent Rd (ELS Hall Park) - Ryde Community & Sports Centre	Op Inc	(7,500)	(56,983)	(25,000)	Additional income received due to YMCA invoiced for the past 2 year's rent and electricity costs
---------	---	--------	---------	----------	----------	--

## Appendix B – 2013/14 Quarterly Changes Report

7411001	Natural Areas Administration	Op Inc	(100,000)		100,000	Fees proposed to be generated by the employment of Trees/UF Compliance Officer and the position did not eventuate thus income not generated.
7430630	Restoring Blue Gum High in Darvall Park	Op Inc		(24,000)	(27,000)	Grant received from Greater Sydney Local Land Services
7411262	Walking Trails	Op Exp	16,500	4,594	(12,802)	Transfer the saving to cover the over spending at Field of Mars and Brush Farm Park Steps project
7430630	Restoring Blue Gum High in Darvall Park	Op Exp			27,000	Expenditure against grant received from Greater Sydney Local Land Services.
7430632	Restoring Blue Gum High in Denistone Park	NCP Inc		(12,000)	(19,000)	Additional grant from Greater Sydney Local Land Services
7430632	Restoring Blue Gum High in Denistone Park	NCP Exp			19,000	Expenditure against grant received from Greater Sydney Local Land Services.
7611020	Brush Farm Park - Initiation of Action Plan	NCP Exp	30,757		(30,757)	Project is recommended to be cancelled and funding to be transferred to Brush Farm Steps project
7611107	Field of Mars Initiation of Action Plan	NCP Exp	24,128		11,182	Funds moved from Walking Trails program to cover over spending
5540281	Installation Cogeneration Plant - RALC	Cap Exp	778,290		(200,000)	Project now complete and delivered under budget, resulting in RALC Contribution not required for this project - transfer to Surf Attraction Equipment project
7740817	Implementation of Children Play Plan	Cap Exp	(1,372,500)		(127,500)	Consolidate the budget within the project
7741010	Brush Farm Park Steps	Cap Exp			32,377	Funding transfer from BFP Initiation of Action Plan and saving from walking trails program to cover the cost for stage 1 works
50011	Sportsfield Floodlighting Renewal	Cap Exp	90,000	33,196	20,000	Transfer funding from Sportsfield renewal cluster to cover the cost of Ryde Park lights upgrade
50012	Sportsfield Renewal & Upgrade Renewal	Cap Exp	746,855	432,148	(77,275)	Transfer to Floodlighting Renewal cluster to cover the cost of Ryde Park upgrade
50012	Sportsfield Renewal & Upgrade Renewal	From Res	(357,275)		57,275	Brush Farm Park Project has been completed and funding to be return to the reserve
7840282	Surf Attraction Equipment - RALC	Cap Exp	2,812,140		200,000	Savings from Co-gen project Transferred to Surf Attraction to provide contingency for the project

## Appendix B – 2013/14 Quarterly Changes Report

8740817	Public Art for Implementation of Children Play Plan	Cap Exp	(127,500)		127,500	Consolidation of budget within the project
5540281	Installation Cogeneration Plant - RALC	From Res	(200,000)		200,000	Project now complete and delivered under budget, resulting in RALC Contribution not required for this project - transfer to Surf Attraction Equipment project
7840282	Surf Attraction Equipment - RALC	Internal Loan	(1,612,140)		(200,000)	Savings from Co-gen project Transferred to Surf Attraction to provide contingency for the project
<b>Total Open Space, Sport &amp; Recreation program</b>					<b>75,000</b>	

### Centres and Neighbourhood program

4111259	Voluntary Planning Agreement Capital Income	Cap Inc		(3,301,992)	(1,768,199)	Developer Contributions \$1.45M in relation to 146 Bowden Street
50023	Town Centre Upgrade Implementation Renewal	From Res	(1,234,377)	(1,118,512)	(21,800)	Correction of Source Funding
4111259	Voluntary Planning Agreement Capital Income	To Res			1,768,199	Transfer Developer Contributions to the reserve
<b>Total Centres and Neighbourhood program</b>					<b>(21,800)</b>	

### Internal Corporate Services program

1111505	Corporate Reporting Unit	Op Exp	2,400	469	(1,500)	Savings identified
1111505	Corporate Reporting Unit	Op Exp	7,680		(7,680)	No relevant projects identified
1211064	Corporate Accounting	Op Exp	47,700		(47,700)	Moved to Investment Administration
1211506	Investment - Administration	Op Exp			47,700	Moved from Corporate Accounting
2111207	Recruitment	Op Exp	12,300	5,925	4,575	Transfer saving from Scout - Online Recruitment Module project to cover ongoing monthly license

## Appendix B – 2013/14 Quarterly Changes Report

					fee	
2211472	Staff Christmas Party	Op Exp	10,000	7,239	(2,544)	Reduce budget to reflect the savings
2411046	CHRIS 21	Op Exp	25,300	16,503	7,500	Increase budget due to the increased number of licences
2411429	IBIS Software - Maintenance	Op Exp		4,920	4,920	This is the rating scenario software annual maintenance
2130209	Review and Update HR Policies	NCP Exp	11,240		(7,000)	Project now complete so funds return to working capital
2230114	Scout - Online Recruitment Module	NCP Exp	7,000	2,425	(4,575)	Transfer saving to cover ongoing monthly license fee
2440740	TechOne Enhancements	Cap Exp	476,677		(36,500)	This project is among three projects (Developer Estimates and Levies from the TechOne Enhancement Project, eDA project, and the Electronic VPA & Sec 94 Register) that are being consolidated to achieve an economy of scale in the end-to-end DA process across all of these projects. All funds are being transferred into the eDA project, and it is likely that the funds will be required to be carried over to the 2014/2015 financial year, to ensure that the project is delivered
2440740	TechOne Enhancements	From Res	(431,170)		36,500	This project is among three projects (Developer Estimates and Levies from the TechOne Enhancement Project, eDA project, and the Electronic VPA & Sec 94 Register) that are being consolidated to achieve an economy of scale in the end-to-end DA process across all of these projects. All funds are being transferred into the eDA project, and it is likely that the funds will be required to be carried over to the 2014/2015 financial year, to ensure that the project is delivered
<b>Total Internal Corporate Services program</b>					<b>(6,304)</b>	

### Governance and Civic program

## Appendix B – 2013/14 Quarterly Changes Report

1811063	Governance Contributions	Op Exp	31,696	103,817	38,318	Council resolved pensioner rebate for RALC
1811063	Governance Contributions	Op Exp	1,516,036	1,516,036	24,000	Increase in Fire Control Contributions
1811162	Councillor Support	Op Exp		5,000	5,000	Donation as resolved by Council
1811162	Councillor Support	Op Exp		3,777	4,000	Realignment of costs for travel expenses by Councillors at conferences.
1811162	Councillor Support	Op Exp	26,800	16,112	(4,000)	Realignment of costs for conferences, balanced by increase in travel expenses.
1811162	Councillor Support	Op Exp	40,500	21,389	(9,870)	Savings identified based on spend patterns to date
1811372	Advisory Committees Admin support	Op Exp	1,000		(1,000)	Combined Advisory Committee Meeting now scheduled for July 2014
1830366	Trial of webcasting Council Meetings	NCP Exp	13,641		(10,000)	Staff have identified cost saving measures which has resulted in savings for the project
1830564	Independent Review Panel Recommendation	NCP Exp	40,000	26,469	(13,531)	Council Resolution to return the amount of \$13,531 to working capital
1830579	Mayoral Robes - new and display of old	NCP Exp			4,500	Council resolved expenditure for new robes and display of old robes - It should be noted that the Mayor has advised that he requests that these funds be carried over for expenditure in 2014/15
1830580	Councillor Photo Board	NCP Exp		1,430	1,500	Council resolution to purchase a photoboard to display photos of the Mayor and currently serving Councillors
<b>Total Governance and Civic program</b>					<b>38,917</b>	

### Land Use Planning program

4111500	Planning Proposal	Op Inc	(199,877)	(198,418)	1,459	Amendment to the budget to reflect the actual income received
4111500	Planning Proposal	Op Exp	1,468	295	(1,459)	Amendment to the budget to reflect the actual income received



## Appendix B – 2013/14 Quarterly Changes Report

3430506	Electronic Housing Code	NCP Inc	(30,000)		30,000	Project completed in-house and funding is not required
4111508	Macquarie University VPA Contribution	NCP Inc		(273,054)	(273,054)	Developer Contributions
2830474	Electronic VPA & S94 system	NCP Exp	100,000		(100,000)	This project is among three projects (Developer Estimates and Levies from the TechOne Enhancement Project, eDA project, and the Electronic VPA & Sec 94 Register) that are being consolidated to achieve an economy of scale in the end-to-end DA process across all of these projects. All funds are being transferred into the eDA project, and it is likely that the funds will be required to be carried over to the 2014/2015 financial year, to ensure that the project is delivered."
3430506	Electronic Housing Code	NCP Exp	60,000		(60,000)	Project completed in-house and funding is not required
2830474	Electronic VPA & S94 system	From Res	(100,000)		100,000	This project is among three projects (Developer Estimates and Levies from the TechOne Enhancement Project, eDA project, and the Electronic VPA & Sec 94 Register) that are being consolidated to achieve an economy of scale in the end-to-end DA process across all of these projects. All funds are being transferred into the eDA project, and it is likely that the funds will be required to be carried over to the 2014/2015 financial year, to ensure that the project is delivered."
4111508	Macquarie University VPA Contribution	To Res			273,054	Developer Contributions to be transferred to Reserve
<b>Total Land Use Planning program</b>					<b>(30,000)</b>	

### Regulatory program

3511001	Building & Land Use Enforcement Administration	Op Inc	(210,000)	(706,896)	(450,000)	Higher than expected income due to strong building and development sector
---------	--	--------	-----------	-----------	-----------	---

## Appendix B – 2013/14 Quarterly Changes Report

3511001	Building & Land Use Enforcement Administration	Op Inc	(105,060)	(53,564)	40,000	Staff vacancies have led to lower than anticipated income from the issuing of fines and notices
3511001	Building & Land Use Enforcement Administration	Op Inc	(21,700)	(146,527)	(125,000)	Higher than expected income relating to ancillary activities relating to building sites such as hoarding applications
3711213	Routine Inspections	Op Inc	(103,390)	(13,063)	60,000	Lower than anticipated income due to staff vacancies
3711213	Routine Inspections	Op Inc	(39,100)		30,000	Lower than anticipated income due to staff vacancies
3711213	Routine Inspections	Op Inc	(208,190)	(143,380)	35,000	Lower than anticipated income due to staff vacancies
3711507	Swimming Pool Inspection Program	Op Inc	(94,500)		70,000	Program commencing fourth quarter - partially offset by reduction in materials expenditure and salaries savings - income
3911177	On Street Parking	Op Inc	(2,765,500)	(3,022,577)	(600,000)	Adjustment to income to reflect higher than expected fine collection by SDRO
3911181	Parking Control	Op Inc	(277,000)	(674,581)	(381,100)	Budget Reallocation within the Program - no change to projected income
3911181	Parking Control	Op Inc	(381,100)		381,100	Budget Reallocation within the Program - no change to projected income
2811081	Development Assessments	Op Exp	1,121,074	891,502	(40,000)	Salaries saving due to vacant position
2811081	Development Assessments	Op Exp	468,700	339,237	40,000	Increase the budget due to vacant position and offset by salaries saving
3711507	Swimming Pool Inspection Program	Op Exp	25,000		(15,000)	Program commencing fourth quarter
3911177	On Street Parking	Op Exp	323,200	346,839	90,000	Increase budget to reflect actual spend due to higher than anticipated SDRO processing costs and offset by additional income
3911181	Parking Control	Op Exp	87,400	70,665	10,000	Increase budget to reflect higher than anticipated SDROs processing costs and offset by additional income from SDRO collected
3911181	Parking Control	Op Exp	56,100		(56,100)	Budget not required

## Appendix B – 2013/14 Quarterly Changes Report

2830158	Electronic Development Assessment Project	NCP Exp	96,800		136,500	This project is among three projects (Developer Estimates and Levies from the TechOne Enhancement Project, eDA project, and the Electronic VPA & Sec 94 Register) that are being consolidated to achieve an economy of scale in the end-to-end DA process across all of these projects. All funds are being transferred into the eDA project, and it is likely that the funds will be required to be carried over to the 2014/2015 financial year, to ensure that the project is delivered
2830158	Electronic Development Assessment Project	From Res	(96,800)		(36,500)	This project is among three projects (Developer Estimates and Levies from the TechOne Enhancement Project, eDA project, and the Electronic VPA & Sec 94 Register) that are being consolidated to achieve an economy of scale in the end-to-end DA process across all of these projects. All funds are being transferred into the eDA project, and it is likely that the funds will be required to be carried over to the 2014/2015 financial year, to ensure that the project is delivered
2830158	Electronic Development Assessment Project	From Res			(100,000)	This project is among three projects (Developer Estimates and Levies from the TechOne Enhancement Project, eDA project, and the Electronic VPA & Sec 94 Register) that are being consolidated to achieve an economy of scale in the end-to-end DA process across all of these projects. All funds are being transferred into the eDA project, and it is likely that the funds will be required to be carried over to the 2014/2015 financial year, to ensure that the project is delivered
<b>Total Regulatory program</b>					<b>(911,100)</b>	

### Catchment program

5140570	Shrimptons Ck - Bioretention Basin	Cap Inc	(411,700)		411,700	Project has been funded by WASIP
---------	------------------------------------	---------	-----------	--	---------	----------------------------------

## Appendix B – 2013/14 Quarterly Changes Report

5140570	Shrimptons Ck - Bioretention Basin	From Res	(4,362)		(411,700)	Project has been funded by WASIP
50022	Stormwater Improvement Works Renewal	Cap Exp	1,576,062	485,846	(267,000)	Projects delayed and money returned to reserve
50022	Stormwater Improvement Works Renewal	From Res	(1,526,062)		267,000	Projects delayed and money returned to reserve
<b>Total Catchment program</b>						

### Waste and Recycling program

5840033	Porters Ck Protection Earthwrks&Reconfig	Cap Exp	345,000		(200,000)	Reduction in scope of works for 2013/14, awaiting gazettal of the Ryde LEP for land reclassification
5840033	Porters Ck Protection Earthwrks&Reconfig	From Res	(345,000)		200,000	Reduction in scope of works for 2013/14, awaiting gazettal of the Ryde LEP for land reclassification
<b>Total Waste and Recycling program</b>						

### Property Portfolio program

5510552	745 Victoria Road - Commercial Premises	Op Inc	(9,200)		(9,428)	Reallocation budgeted account within the program
5510622	54 Higginbotham Road - Residential Dwelling	Op Inc	(16,100)	(1,469)	14,631	Reduce the rental income due to Council sold 55 Higginbotham Road in June 2013
5510627	6 Reserve Street - Residential Dwelling	Op Inc	(24,000)		24,000	Council residential property at 6 Reserve Rd is vacant and subject to redevelopment options
5510627	6 Reserve Street - Residential Dwelling	Op Inc	(600)		600	Council residential property at 6 Reserve Rd is vacant and subject to redevelopment options
5510636	745A Victoria Road - Residential Dwelling	Op Inc		(10,120)	(11,730)	Council residential property at 745A Victoria Rd did not have an income budget allocated
5511448	Shop 3 Ground Floor 3-5 Anthony Rd	Op Inc		(70,000)	(70,000)	Need to have income included in the budget

## Appendix B – 2013/14 Quarterly Changes Report

5511449	Shop 4 Ground Floor 3-5 Anthony Rd	Op Inc		(7,954)	(7,954)	Need to have income included in the budget
5610635	Road / Utility / Footpath License OPEX	Op Inc	(115,060)	(34,887)	80,971	Reduced the income due to Kotara Park counted twice in error and Telco at ELS Hall was terminated in March 2013
<b>Total Property Portfolio program</b>					<b>21,090</b>	

### Roads program

4710227	Restoration Management OPEX	Op Inc	(1,143,300)	(807,336)	(100,000)	Budget increases to match actuals, with offset to increase related expenditure
4710227	Restoration Management OPEX	Op Exp			100,000	Increase expenditure budget and offset by additional restorations income
4111221	Section 94 Capital Income-Roads	Cap Inc	(247,587)	(534,474)	(274,615)	Income received to date
4111221	Section 94 Capital Income-Roads	Cap Inc	(975,067)	(1,677,342)	(636,139)	Income received to date
4111221	Section 94 Capital Income-Roads	Cap Inc	(224,455)	(384,499)	(145,047)	Income received to date
4111221	Section 94 Capital Income-Roads	Cap Inc	(3,181,354)	(5,332,744)	(1,933,202)	Income received to date
4111221	Section 94 Capital Income-Roads	Cap Inc	(19,152)	(33,684)	(13,260)	Income received to date
4111221	Section 94 Capital Income-Roads	To Res	975,067		636,139	Transfer Sec 94 Income to Reserve
4111221	Section 94 Capital Income-Roads	To Res	3,181,354		1,933,202	Transfer Sec 94 Income to Reserve
4111221	Section 94 Capital Income-Roads	To Res	247,587		274,615	Transfer Sec 94 Income to Reserve
4111221	Section 94 Capital Income-Roads	To Res	224,455		145,047	Transfer Sec 94 Income to Reserve
4111221	Section 94 Capital Income-Roads	To Res	19,152		13,260	Transfer Sec 94 Income to Reserve

# Appendix B – 2013/14 Quarterly Changes Report

Total Roads program					
GRAND TOTAL				(307,422)	



## Appendix C – Consolidated Income and Expenditure Estimates 2013/14

<b>PROJECTED OPERATING RESULT</b>	<b>Original Budget 2013/2014 \$'000</b>	<b>C/Over Budget 2013/2014 \$'000</b>	<b>TOTAL Original Budget 2013/2014 \$'000</b>	<b>Sep Changes 2013/2014 \$'000</b>	<b>Dec Changes 2013/2014 \$'000</b>	<b>Mar Changes 2013/2014 \$'000</b>	<b>Jun Carryovers 2013/2014 \$'000</b>	<b>Jun Changes 2013/2014 \$'000</b>	<b>PROPOSED Budget 2013/2014 \$'000</b>	<b>ACTUAL YTD 2013/2014 \$'000</b>
<b>OPERATING REVENUE</b>										
Rates & Annual Charges	63,367		63,367						63,367	63,214
User Charges & Fees	12,592		12,592	389	253	289			13,523	11,690
Interest	3,250		3,250	571					3,820	3,260
Other Operating Revenue	6,555		6,555	18	302	776			7,651	6,644
Operating Grants & Contributions	7,220	100	7,320	(1,366)	(154)	289			6,089	4,113
<b>TOTAL OPERATING REVENUE</b>	<b>92,983</b>	<b>100</b>	<b>93,083</b>	<b>(388)</b>	<b>402</b>	<b>1,354</b>			<b>94,451</b>	<b>88,921</b>
<b>OPERATING EXPENSES</b>										
Employee Costs	40,122		40,122	(1,147)	47	55			39,077	29,689
Materials & Contracts	24,605	1,587	26,193	2,468	393	523			29,576	17,612
Borrowing Costs	190		190						190	92
Other Operating Expenses	16,114	27	16,142	38	(17)	237			16,400	11,626
<b>TOTAL OPERATING EXPENSES</b>	<b>81,032</b>	<b>1,615</b>	<b>82,646</b>	<b>1,359</b>	<b>422</b>	<b>815</b>			<b>85,243</b>	<b>59,019</b>
<b>Operating Result Before Capital Amounts</b>	<b>11,952</b>	<b>(1,515)</b>	<b>10,437</b>	<b>(1,748)</b>	<b>(21)</b>	<b>539</b>			<b>9,208</b>	<b>29,901</b>
Capital Grants & Contributions	214	2,140	2,354	3,978	1,515	4,359			12,206	11,887
In-kind Contributions										
Net Gain / (Loss) on Disposal of Assets										1,221
<b>Total Capital Income</b>	<b>214</b>	<b>2,140</b>	<b>2,354</b>	<b>3,978</b>	<b>1,515</b>	<b>4,359</b>			<b>12,206</b>	<b>13,109</b>
<b>Operating Result Before Depreciation</b>	<b>12,166</b>	<b>626</b>	<b>12,791</b>	<b>2,231</b>	<b>1,495</b>	<b>4,898</b>			<b>21,414</b>	<b>43,010</b>
Depreciation & Impairment	21,244		21,244						21,244	1,474
<b>Operating Result</b>	<b>(9,078)</b>	<b>626</b>	<b>(8,453)</b>	<b>2,231</b>	<b>1,495</b>	<b>4,898</b>			<b>170</b>	<b>41,536</b>

## Appendix C – Consolidated Income and Expenditure Estimates 2013/14

<b>PROJECTED FUNDING</b>	<b>Original Budget</b>	<b>C/Over Budget</b>	<b>TOTAL Original Budget</b>	<b>Sep Changes</b>	<b>Dec Changes</b>	<b>Mar Changes</b>	<b>Jun Carryovers</b>	<b>Jun Changes</b>	<b>PROPOSED Budget</b>	<b>ACTUAL YTD</b>
<b>OPERATING RESULT</b>	(9,078)	626	(8,453)	2,231	1,495	4,898			170	41,536
Funding										
ADD (Non-Cash) - Depreciation	21,244		21,244						21,244	1,474
ADD (Non-Cash) - ELE Accruals										
ADD (Non-Cash) - Interest on Security Deposits - Accruals										
ADD Book Value of Assets Disposed	1,150		1,150		894				2,044	699
<b>Cash Available to Fund Capital Expenditure</b>	<b>13,316</b>	<b>626</b>	<b>13,941</b>	<b>2,231</b>	<b>2,389</b>	<b>4,898</b>			<b>23,458</b>	<b>43,709</b>
<b>CAPITAL EXPENDITURE</b>										
Community Life	4,678	5,940	10,619	258	17	(25)			10,869	4,978
Environment & Planning	850	2,241	3,091	134	(41)				3,184	1,954
Public Works	11,384	4,153	15,537	915	(196)	(467)			15,789	8,559
Corporate Services	2,775	889	3,665		2	(32)			3,635	1,169
<b>TOTAL CAPITAL EXPENDITURE</b>	<b>19,687</b>	<b>13,224</b>	<b>32,912</b>	<b>1,307</b>	<b>(218)</b>	<b>(524)</b>			<b>33,476</b>	<b>16,661</b>
<b>Cash Flow to Fund</b>	<b>(6,372)</b>	<b>(12,598)</b>	<b>(18,970)</b>	<b>923</b>	<b>2,607</b>	<b>5,422</b>			<b>(10,018)</b>	<b>27,048</b>
<b>Financed by:</b>										
Opening Working Capital	3,433	831	4,264						4,264	4,264
<b>Borrowings</b>										
New Borrowings	1,500	1,200	2,700						2,700	
Less: Loan Repayments	(641)		(641)						(641)	(509)
Net Loan Funds (Payments/Receipts)	859	1,200	2,059						2,059	(509)
<b>Reserves</b>	<b>5,148</b>	<b>11,425</b>	<b>16,573</b>	<b>(1,291)</b>	<b>(2,362)</b>	<b>(5,114)</b>			<b>7,805</b>	<b>2,767</b>
<b>Closing Working Capital</b>	<b>3,068</b>	<b>858</b>	<b>3,926</b>	<b>(368)</b>	<b>245</b>	<b>307</b>			<b>4,110</b>	<b>33,569</b>
<b>Net change in Working Capital</b>	<b>365</b>	<b>(27)</b>	<b>338</b>	<b>368</b>	<b>(245)</b>	<b>(307)</b>			<b>154</b>	<b>(29,305)</b>