

# Quarterly Review Report



## Four Year Delivery Plan 2014 – 2018 including One Year Operational Plan 2014/2015

**Quarter Two**  
**October – December 2014**



Lifestyle and opportunity @ your doorstep



Lifestyle and opportunity @ your doorstep



# Contents

<b>General Manager's Overview</b>	04
<b>Outcome Summaries</b>	12
<b>A City of Liveable Neighbourhoods</b>	13
<b>A City of Wellbeing</b>	16
<b>A City of Prosperity</b>	21
<b>A City of Environmental Sensitivity</b>	25
<b>A City of Connections</b>	29
<b>A City of Harmony and Culture</b>	34
<b>A City of Progressive Leadership</b>	38
<b>Projects by Program</b>	42
Open Space, Sport and Recreation Program	42
Roads Program	46
Property Portfolio Program	48
Catchment Program	50
Centres and Neighbourhood Program	52
Library Program	54
Governance and Civic Program	56

Customer and Community Relations Program	57
Community and Cultural Program	59
Risk Management Program	62
Paths and Cycleways Program	64
Environmental Program	66
Strategic City Program	67
Land Use Planning Program	68
Traffic and Transport Program	70
Economic Development Program	71
Organisational Development Program	72
Foreshore Program	73
Regulatory Program	74
Waste and Recycling Program	76
Internal Corporate Services Program	78

## Appendices

Appendix A	81
Appendix B	86
Appendix C	97

# General Manager's Overview

## Quarterly Overview

This Quarterly Review reports on the progress towards the achievement of the City of Ryde's Delivery Plan 2014-2018 including One Year Operational Plan 2014/15 as at 31 December 2014. Council monitors the progress of the Operational Plan on a quarterly basis, with the report highlighting Council's performance against key indicators and the planned projects.

It is pleasing to note that Council is tracking well with our schedule of projects to be delivered for the 2014/15 year. Nine projects are reported as complete by the end of quarter two. To date we currently only have one project that is reported as being off track and the balance of Council's projects are reported as on track or have not been scheduled to commence until future quarters.

Further detailed information on all Council's 2014/15 projects is available in each of the 21 program sections of this report.

As a result of the December Quarterly Review, Council's Operating Income is projected to increase higher than Operating Expenses leaving a net increase in the Operating Surplus of \$16.19 million which is being utilised for Capital or transferred to reserves. The proposed budget adjustments will result in an increase to Council's Working Capital by \$0.27 million to \$4.02 million. However, as part of the December Quarterly Review it is recommended that Council to transfer \$1 million to a "Fit for the Future" reserve, (in addition to the \$2 million transferred in the September Quarter Review) meaning Council's projected available Working Capital will be \$3.02 million at 30 June 2015. Further information about Council's financial position can be found in the section below.

As Council is aware, it will be considering the revised 2014-2018 Delivery Plan and One Year Operational Plan 2014/15 (including the proposed Special Rate Variation) at its meeting on 10<sup>th</sup> February 2015, following conclusion of the public exhibition period. Councillors and staff will continue to work together in addressing Council's long term financial position, whilst confirming the service and asset maintenance levels and standards to be delivered to our community.

The following summary below is provided on the key components of Council's Operational Plan 2014-2015 and is supported by detailed information in the appendices.



## Financial Position

Following this quarter's budget review as stated, Council's financial position has improved with a net increase of \$16.19 million in Council's Operating Surplus. A majority of this increase will be for Capital Projects with the funds being transferred to Reserves.

Also, Council's available Working Capital also has increased by \$0.27 million to \$4.02 million, noting that this review recommends transferring \$1 million of these funds to the "Fit for the Future" reserve, in addition to the \$2 million that was transferred last quarter. This will result in the available Working Capital having a projected balance of \$3.02 million.

The Capital Works Program, YTD, is at approximately 35.45% net financially, excluding contributed assets.

Operating expenses, YTD, are within 23.75% (favourable) of the budgeted amounts, which is a good result.

Operating Income (Base Budget and Non-Capital and Capital Income) is projected to increase by \$16.80 million (15.92%) and Operating Expenses are projected to increase by \$0.62 million (0.72%), a net increase in Operating Surplus of \$16.19 million to \$35.98 million. This is an excellent result given the tight revenue base from which we are operating.

Council had budgeted to undertake \$35.45 million of capital works. This is projected to decrease by \$1.47 million, resulting in a revised total capital works budget of \$33.98 million.

## Base Budget

Base Budget Income is projected to increase by \$0.35 million to \$99.18 million, while Base Budget Expenses are projected to increase by \$0.65 million to \$83.78 million, giving a net projected decrease in the Base Budget Surplus of \$0.30 million (-1.91%).

## Non-Capital Budget

Non-Capital Expenses are projected to decrease by \$0.03 million to \$2.61 million, giving a net projected decrease in Non-Capital Expenditure of \$0.03 million (-1.17%).

## Capital Budget

Capital Income is projected to increase by \$16.46 million to \$23.12 million, while Capital Expenses are projected to decrease by \$1.47 million to \$33.98 million, giving a net projected reduction in Capital Expenditure of \$17.93 million (-62.27%).

## Reserve Movements

The movement of Reserves was budgeted to be a net transfer from reserves of \$12.88 million for works carried over plus the funding of other works. This is projected to have a net decrease of \$18.66 million from reserves and a total of \$5.78 million transfer to reserves.

## Financial Position Overview

	Original Budget 2014/15 (\$'000)	Carryover Budget 2014/15	Previously Approved Changes	Revised Budget 2014/15	Proposed Changes 2014/15	Projected Budget 2014/15	Actual YTD 2014/15	Budget YTD 2014/15	% Variance
<b>Base</b>									
Income	(97,794)		(1,035)	(98,830)	(346)	(99,175)	(85,176)	(79,549)	7.07%
Expenditure <sup>1</sup>	85,259	108	(2,238)	83,129	646	83,775	33,814	43,216	-21.76%
<b>Net</b>	<b>(12,535)</b>	<b>108</b>	<b>(3,273)</b>	<b>(15,700)</b>	<b>300</b>	<b>(15,400)</b>	<b>(51,362)</b>	<b>(36,333)</b>	<b>41.37%</b>
<b>Non-Capital</b>									
Income	(103)	(14)	40	(77)		(77)	(31)	(45)	-32.09%
Expenditure	1,519	1,238	(117)	2,640	(30)	2,610	602	1,920	-68.67%
<b>Net</b>	<b>1,416</b>	<b>1,224</b>	<b>(77)</b>	<b>2,563</b>	<b>(30)</b>	<b>2,533</b>	<b>571</b>	<b>1,875</b>	<b>-69.55%</b>
<b>Capital</b>									
Income	(424)	(1,427)	(4,806)	(6,657)	(16,458)	(23,115)	(21,597)	(5,371)	302.10%
Expenditure	24,171	7,141	4,141	35,453	(1,472)	33,981	12,047	22,659	-46.83%
<b>Net</b>	<b>23,747</b>	<b>5,714</b>	<b>(665)</b>	<b>28,797</b>	<b>(17,931)</b>	<b>10,866</b>	<b>(9,550)</b>	<b>17,288</b>	<b>-155.24%</b>
Reserve Movement	(10,345)	(7,046)	4,510	(12,880)	18,662	5,781	5,364	(2,510)	-313.70%
<b>Other Items</b>									
Book Value of Assets	(925)		(924)	(1,849)		(1,849)	(1,270)	(924)	
Advances									
Loan Proceeds	(1,500)			(1,500)	(275)	(1,775)		(750)	-100.00%
Loan Repayments	885			885		885	421	364	15.85%
<b>Total Other Items</b>	<b>(1,540)</b>		<b>(924)</b>	<b>(2,463)</b>	<b>(275)</b>	<b>(2,738)</b>	<b>(848)</b>	<b>(1,310)</b>	<b>-35.25%</b>
<b>Net Change In Working Capital</b>	<b>743</b>		<b>(428)</b>	<b>316</b>	<b>726</b>	<b>1,041</b>	<b>(55,825)</b>	<b>(20,991)</b>	<b>165.91%</b>

<sup>1</sup> Excluding depreciation

## Progress against Indicators

Our performance indicators help to provide a snap shot of the organisation's health. Corporate indicators focus on major areas across the whole organisation and program indicators track how we are delivering on specific elements within each of the 21 programs outlined in our Delivery Program 2014-2018 including One Year Operational Plan 2014/15.

### Corporate Indicators

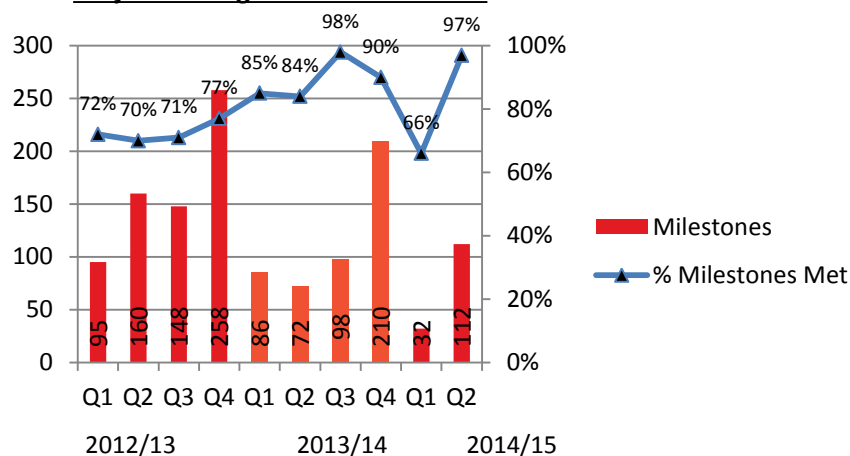
As identified in the table below, all the corporate indicators are, with the exception of one, on track.

Measure	Performance Indicator	2014/15 Target	Quarterly Result	Status	Comments
Responsiveness to customer requests	% customer requests actioned within agreed timeframes (currently 10 working days )	>= 90%	92%	🟢	
Responsiveness to customer requests	% of inward correspondence actioned within agreed timeframes (currently 10 working days )	>= 90%	91%	🟢	
Effective complaints handling	% of Tier One and Two Complaints resolved within agreed standards	= 100%	100%	🟢	
Base Budget management	% variance of YTD approved base budget Income as at last quarter (That you are not more than 2% under your approved Base Budget Income)	>= -2%	7.07%	🟢	
Base Budget management	% variance of YTD approved Base Budget Expenditure as at last quarter (That you are not more than 2% over your approved Base Budget Expenditure)	<= 2%	-21.76%	🟢	
Projects are well managed	% project milestones completed on time	>= 90%	97%	🟢	109/112 milestones were completed on time.
Occupational Health and Safety	Number of LTI days per quarter (reduction from previous quarter)	Q1 = 101	171	🔴	This item is closely monitored to ensure staff return to work as soon as practicable.

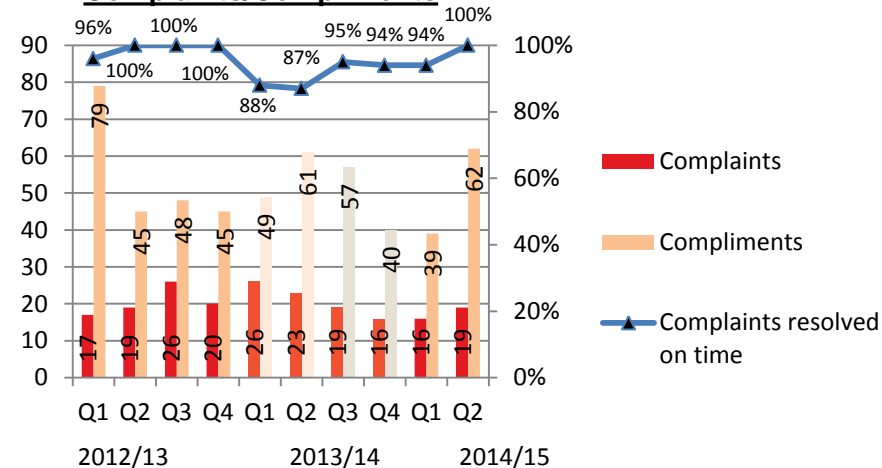
Measure	Performance Indicator	2014/15 Target	Quarterly Result	Status	Comments
Management of Annual Leave balances in excess of 40 days	Number of staff with annual leave balances of >40 days (reduction from previous quarter)	Q1 = 38	11	🔄	
Risk Management	% of internal audit recommendations implemented within agreed timeframes	= 100%	100%	🔄	

Of particular note the following areas demonstrate improvements in Council's performance against previous trends or targets:

**Project Management - Milestones**



**Complaints/Compliments**

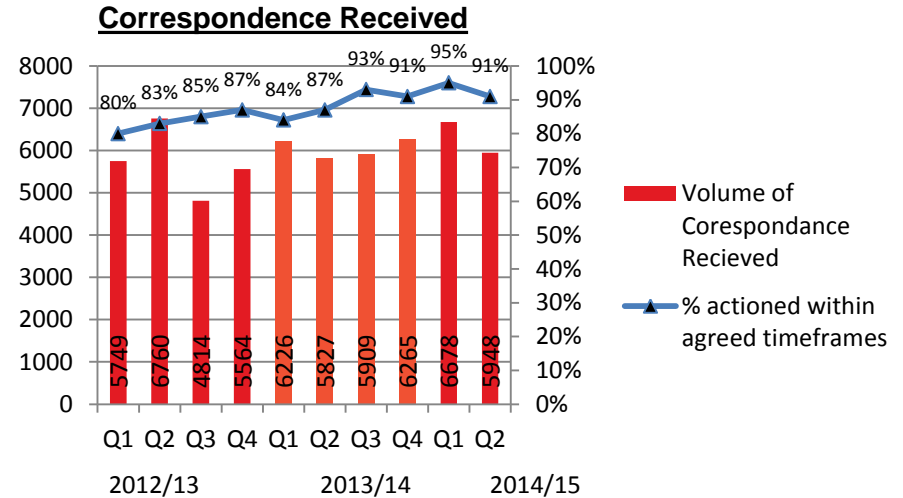
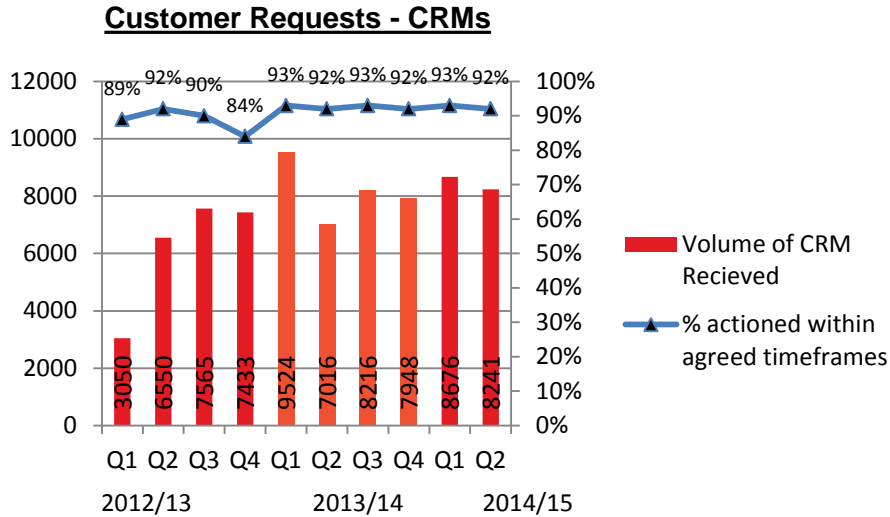


- We had an increase in our number of milestones met on time indicator in Q2, with a result of 97% against our target of 90%. After the poor result in Q1 meetings were held with Project Management Office and Project Development Service Unit to establish guidelines and better understand how the indicator is calculated. The work from this was then discussed with all management staff to ensure that this indicator was lifted and this result is a significant turnaround and an example of good cross unit collaboration.



- Our handling of complaints indicator increased back to match our target of 100%. This is a very good result as it is the first time in over 12 months that we have met this target. It is positive to note that the number of compliments continue to far outweigh the complaints received.

The following corporate indicators still meet the target this quarter, noting that the organisation will be working to improve this result at the next quarter:-



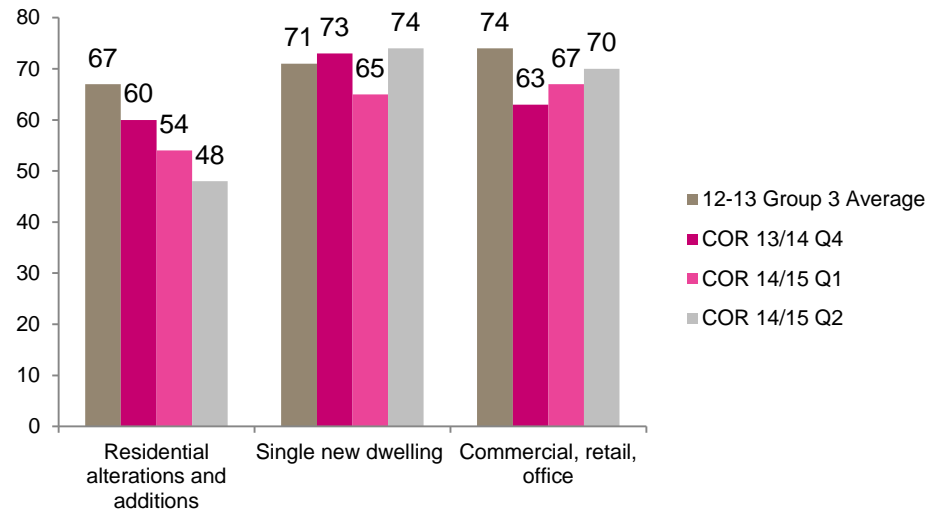
- We have continued our high response to customer requests; however, our score did decrease by a percent to 92% for requests actioned within agreed timeframes. This is still above our target of 90% and still highlights our continued commitment to excellent customer service.
- Our responsiveness to inward correspondence has decreased four percent from last quarter, decreasing our score to 91% which is still over our target of 90%. We will look to continue to meet and exceed our target in the coming quarters.



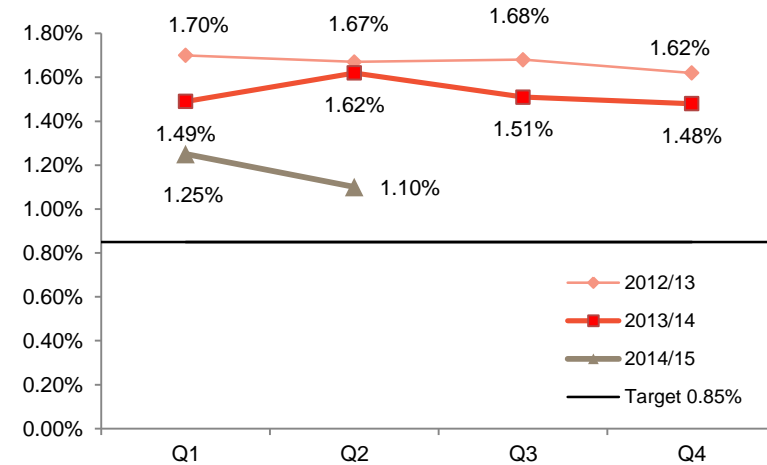
## Program Indicators

I would like to draw particular attention to the following areas of Council where performance has improved against previous trends or targets:

**Mean gross DA determination times**

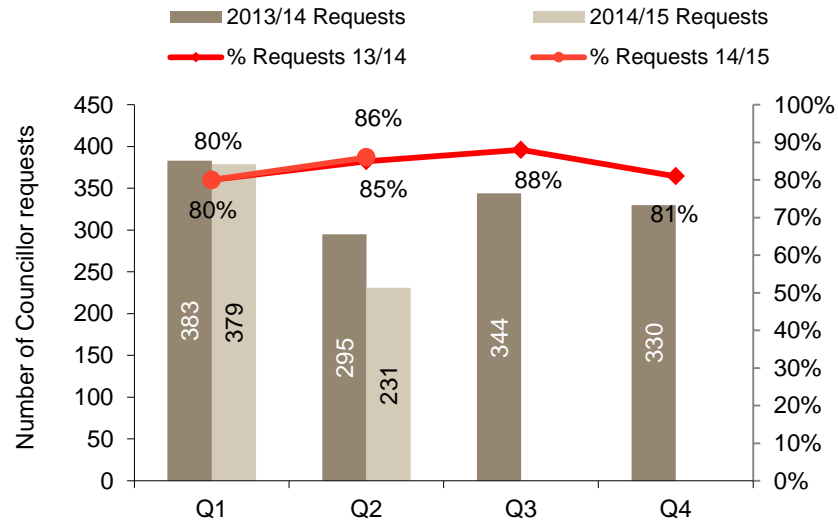


**Interest on Investments - % above benchmark**



- We continue to see improvements in our mean gross DA determination times against the group three Council average. We have improved the determination times by a further six days for residential alterations and additions which is a very good result. Single new dwellings and commercial, retail and office was slightly higher than last quarter but still a very good result.
- Council's investments still continue to exceed the investment benchmark. Despite being lower than the first quarter in the previous year, we still continue to track above the benchmark. With the cash rate at an historical low we have been doing well to hold our returns at this level.

### Councillor Helpdesk Requests



- We have made improvements in our helpdesk response times increasing our score to 86% against our target of 90%. This was a six percent improvement from the first quarter.

We welcome any feedback on this Quarterly Review Report and would appreciate any comments or suggested improvements.

Regards

Gail Connolly  
General Manager



# Outcome Summaries

City of **Liveable Neighbourhoods**|  
City of **Wellbeing**| City of **Prosperity**|  
City of **Environmental Sensitivity**|  
City of **Connections**| City of **Harmony  
and Culture**| City of **Progressive  
Leadership**|



# A City of Liveable Neighbourhoods

A range of well-planned clean and safe neighbourhoods, and public spaces, designed with a strong sense of identity and place.

Goal One	Goal Two	Goal Three
All residents enjoy living in clean, safe, friendly and vibrant neighbourhoods	Our community has a strong sense of identity in their neighbourhoods and are actively engaged in shaping them.	Our neighbourhoods thrive and grow through sustainable design, planning and regulation that support community needs

## Financial Position

- A strong development and building sector has seen very strong income results in this outcome area. A number of planning proposals have been lodged this quarter, and the numbers of development applications lodged this quarter was also high. In addition the strong Building and Land Use Enforcement results of Q1 have continued and \$225,000 in VPA income was also collected this quarter. As a result annual income forecasts for Development Assessment Fees and the Enforcement Levies have been raised in line with the strong results to date. Expenditure has also been higher than anticipated as a result of the high volume of applications requiring processing. However, overall the base budget outlook is very positive.
- Capital and non-capital project expenditure is tracking below budget; however, projects in this outcome are currently on-track and are expected to return to budget as the projects progress. The bulk of project expenditure in this outcome is scheduled for Q3-Q4 as projects move from design to construction phases.

	Revised Budget 2014/15 (\$'000)	Proposed Changes 2014/15	Projected Budget 2014/15	Actual YTD 2014/15	Budget YTD 2014/15	% Variance
<b>Base</b>						
Income	(2,956)	(781)	(3,737)	(2,347)	(1,552)	51.20%
Expenditure	7,848	379	8,227	4,327	4,054	6.73%
<b>Net</b>	<b>4,892</b>	<b>(403)</b>	<b>4,490</b>	<b>1,980</b>	<b>2,502</b>	<b>-20.87%</b>
<b>Non-Capital</b>						
Income						
Expenditure	53		53	23	53	-56.68%
<b>Net</b>	<b>53</b>		<b>53</b>	<b>23</b>	<b>53</b>	<b>-56.68%</b>
<b>Capital</b>						
Income		(225)	(225)	(225)		
Expenditure	828		828	358	503	-28.83%
<b>Net</b>	<b>828</b>	<b>(225)</b>	<b>603</b>	<b>133</b>	<b>503</b>	<b>-73.58%</b>
Reserve Movement	(468)	225	(243)		(448)	-100.00%
<b>Other Items</b>						
Book Value of Assets						
Advances						
Loan Proceeds						
Loan Repayments						
<b>Total Other Items</b>						
<b>Net Change In Working Capital</b>	<b>5,305</b>	<b>(403)</b>	<b>4,903</b>	<b>2,135</b>	<b>2,610</b>	<b>-18.17%</b>

## Progress against Projects



All commenced projects are on track. Highlights this quarter include:

- The detailed designs for Quarry Road and Sager place were completed this quarter; works will include paving, street furniture, and street tree planting. Notification and construction is scheduled to commence in Q3.
- Trees have been ordered with notification and planting works for the Street Tree Planting Program are scheduled to commence in Q3.



## Operational Plan Projects for 2014/2015

Key:  On track  Action required  Complete  Not started  Cancelled  Deferred

Program/projects	Status	Comment
<b>Open Space, Sport &amp; Recreation program</b>		
Street Tree Planting Program		Trees ordered, on track for completion this financial year.
<b>Centres and Neighbourhood program</b>		
Neighbourhood Centre Renewal		Sager Place and Quarry Rd are both on track and progressing well. Construction is due to commence in Q3 and be completed in Q4.



# A City of Wellbeing

A healthy and safe community, with all supported throughout their life by services, facilities and people.

Goal One	Goal Two	Goal Three
Our residents are encouraged and supported to live healthy and active lives.	All residents feel supported and cared for in their community through the provision of ample services and facilities.	Residents feel secure and included in an environment where they can connect socially and are supported by their neighbours.

## Financial Position

- Base budget is tracking well with YTD income 1.95% above budget and YTD expenditure below budget by 8.61%.
- Non-Capital Projects YTD expenditure is \$60,000 and is below budget as a number of projects are due to commence in quarters three and four.
- Capital Projects YTD expenditure is \$3,191,000 and is mostly related to the completion of carry over projects from 2013/14.



	Revised Budget 2014/15 (\$'000)	Proposed Changes 2014/15	Projected Budget 2014/15	Actual YTD 2014/15	Budget YTD 2014/15	% Variance
<b>Base</b>						
Income	(8,322)	391	(7,932)	(4,413)	(4,328)	1.95%
Expenditure	15,486	20	15,506	6,982	7,640	-8.61%
<b>Net</b>	<b>7,164</b>	<b>411</b>	<b>7,575</b>	<b>2,569</b>	<b>3,311</b>	<b>-22.41%</b>
<b>Non-Capital</b>						
Income				(24)		
Expenditure	296	(20)	276	60	173	-65.21%
<b>Net</b>	<b>296</b>	<b>(20)</b>	<b>276</b>	<b>36</b>	<b>173</b>	<b>-79.26%</b>
<b>Capital</b>						
Income	(1,537)	(44)	(1,580)	(566)	(1,537)	-63.17%
Expenditure	9,625	64	9,688	3,191	7,490	-57.40%
<b>Net</b>	<b>8,088</b>	<b>20</b>	<b>8,108</b>	<b>2,625</b>	<b>5,954</b>	<b>-55.91%</b>
Reserve Movement	(4,458)	(366)	(4,823)	(72)	(4,283)	-98.32%
<b>Other Items</b>						
Book Value of Assets						
Advances						
Loan Proceeds	(1,500)		(1,500)		(750)	-100.00%
Loan Repayments	329		329	162	91	77.64%
<b>Total Other Items</b>	<b>(1,171)</b>		<b>(1,171)</b>	<b>162</b>	<b>(659)</b>	<b>-124.66%</b>
<b>Net Change In Working Capital</b>	<b>9,919</b>	<b>45</b>	<b>9,965</b>	<b>5,321</b>	<b>4,496</b>	<b>18.35%</b>

## Progress against Projects

All commenced projects are on track. Highlights this quarter include:

- Commencement of works on the Ryde River Walk Project.
- Installation of Sports Field lighting at Waterloo Park.
- RALC Learn to Swim December enrolments (3,759) highest since 2008 (3,877).
- Five percent growth in new Library members (from Q2 last year), with particularly strong growth in November and December.
- Sculpture Trail - This year we further developed the relationship with local retailers in the West Ryde area through the Artists Sculpture Trail, 32 retailers participated displaying pieces of art. The trail encourages residents to walk around West Ryde business area visiting local outlets.
- Ryde Youth Council hosted 'The Core' at Granny Smith Festival. It is estimated that approximately 1,000 young people attended 'The Core' and enjoyed the activities, music and food.
- Completion of a number of playgrounds funded through LIRS, including Monash and Granny Smith Parks.

## Operational Plan Projects for 2014/2015

Key: On track Action required Complete Not started Cancelled Deferred

Program/projects	Status	Comment
<b>Open Space, Sport &amp; Recreation program</b>		
Active in Ryde Program Implementation		
ELS Hall Park #1 - Synthetic Surface		Procurement of contractors in progress.



Program/projects	Status	Comment
Implementation of Children Play Plan -P2	🔄	Delivery scheduled to be completed this and next financial year.
Plan for sustainable management of sport	🔄	Scoping session completed, commencement delayed due to resourcing issue.
Playground Construction - Renewal	🔄	Works scheduled to occur during Q3 and Q4, designs have been finalised.
RALC Asset Renewal	🔄	Pool Inflatable project completed in November 2014, Netting and Stadium lights due for completion in January 2015 - all on track to be completed by June 2015.
Sportsfield Renewal & Upgrade	🔄	Projects on track to be completed this Financial Year. Variation in one cluster project (Marsfield Park Drainage) due to the unavailability of contractors.
Sportsground Amenities Renewal & Upgrade	🔄	Works on track to be completed this financial year.
<b>Library program</b>		
Community Buildings Renewals - Libraries	🔄	Projects are 1) CCTV at Eastwood and Gladesville Libraries 2) Air conditioning at Ryde and Eastwood Libraries.
Digital enhancement for Libraries	🔄	Project will commence in Q3
<b>Community and Cultural program</b>		
Community Buildings Renewal	🔄	Projects include: 1) Kitchen upgrade at North Ryde Hall, 2) Hazmat reporting for priority buildings, 3) Hazmat Buildings Remedial works, 4) Termite Baiting BFH Completed 5) Willandra House renewal 6) Fall Arrest system 7) WRCC Foyer lighting and painting Completed.
Community Garden & Nursery	⊖	Awaiting Council assessment to be completed on Santa Rosa DA.
Temporary Employment of P/T Officer	✓	



# A City of Prosperity

Creating urban centres which champion business, innovation and technology to stimulate economic growth and local jobs.

Goal One	Goal Two	Goal Three
Our Community and businesses across the city flourish and prosper in an environment of innovation progression and economic growth.	Our city is well-designed and planned to encourage new investment, local jobs and business opportunities.	Macquarie Park is recognised globally and locally as an innovative education and technology hub.

## Financial Position

This quarter saw Council receive approximately \$440,000 in VPA contributions as well as the receipt of significant grant funding (\$5.45m) for the provision and embellishment of a new public open space area in Macquarie Park.

Capital expenditure is below budget with some funds to be returned due to the deferral of the Multi-function Pole and Public Domain Lane Cove (East) projects. Other projects are currently on-track and are expected to be delivered to budget.








(\$'000)	Revised Budget 2014/15	Proposed Changes 2014/15	Projected Budget 2014/15	Actual YTD 2014/15	Budget YTD 2014/15	% Variance
<b>Base</b>						
Income	(15)		(15)	(6)	(8)	-19.90%
Expenditure	1,267		1,267	243	631	-61.57%
<b>Net</b>	<b>1,252</b>		<b>1,252</b>	<b>236</b>	<b>623</b>	<b>-62.11%</b>
<b>Non-Capital</b>						
Income						
Expenditure	489		489	43	294	-85.45%
<b>Net</b>	<b>489</b>		<b>489</b>	<b>43</b>	<b>294</b>	<b>-85.45%</b>
<b>Capital</b>						
Income		(6,489)	(6,489)	(5,899)		
Expenditure	2,246	164	2,410	405	1,208	-66.49%
<b>Net</b>	<b>2,246</b>	<b>(6,325)</b>	<b>(4,079)</b>	<b>(5,494)</b>	<b>1,208</b>	<b>-554.76%</b>
Reserve Movement	(2,874)	6,325	3,451	5,455	(281)	-2040.13%
<b>Other Items</b>						
Book Value of Assets						
Advances						
Loan Proceeds						
Loan Repayments						
<b>Total Other Items</b>						
<b>Net Change In Working Capital</b>	<b>1,112</b>		<b>1,112</b>	<b>240</b>	<b>1,844</b>	<b>-87.01%</b>

## Progress against Projects

- The Multi-Function Poles and Public Domain Upgrades for Lane Cove Road (East) were deferred by the Works and Community Committee at its meeting of 4 November 2014; the land owner has advised that they are seeking to develop the land and it was determined that the projects be deferred as the works may be able to be delivered as a result of that development. All other projects are currently on-track.
- Small Business September was a success; a range of free workshops were well attended covering subjects such as eMarketing, Time and Information Management, eCommerce, and Home Business Set-up.

## Operational Plan Projects for 2014/2015

Key:  On track  Action required  Complete  Not started  Cancelled  Deferred

Program/projects	Status	Comment
<b>Centres and Neighbourhood program</b>		
Multi Function Poles in Macquarie Park		Project deferred by the Works and Community Committee at its meeting of 4 November 2014. The land owner has advised Council that they are seeking to develop the land; the multi-function poles can be delivered as part of that development should it proceed.
Public Domain Upgrade Lane Cove (east)		Project deferred by the Works and Community Committee at its meeting of 4 November 2014. The land owner has advised Council that they are seeking to develop the land; upgrades to the public domain can be delivered as part of that development should it proceed.
Public Domain Upgrade Waterloo Rd		This project is progressing well. Stage one is now complete and the contracts are being signed for construction to begin.
Public Domain Upgrade Waterloo Rd		Scope and timing revised due to issues relating to telecommunication pits on Waterloo Rd as reported to Council in August 2013. Completed under-budget due to revision in scope.
Town Centre Upgrade Renewal		Some additional design and consultation work has been undertaken but the project is still on track and progressing well. The concept designs have all been approved. Given the complexity of the project there is a possibility the construction phase will not be completed in Q4 and will need to be carried over should there be any adverse weather impacts or issues arising from underground utility infrastructure on the site.
<b>Land Use Planning program</b>		
Macquarie Park Parking Study		Consultant has been appointed in November 2014 and work has commenced. Consultation process is well underway with key stakeholders such as land owners and real estate agents. There is a comparative analysis with other business precincts. Stage one research report due by the end of February 2015.
Transport Management Association		TMA is progressing well. They have recently appointed more staff to service delivery capacity. TMA working closely with Council on other traffic and transport projects (e.g. parking study,

Program/projects	Status	Comment
Macquarie Park DCP and Pedestrian Access Molbility Plan).		
<b>Economic Development program</b>		
Economic Development Plan Implementation	🔄	This project is progressing well. The Draft Economic Development Plan 2015-2019 was exhibited and a report is being prepared for Council. All programs for 2015 are currently being finalised.
Implementation-Macq Park Marketing Plan	🔄	The Macquarie Park Investment Prospectus 2015 is completed and the media release has been issued. The first meeting with the marketing group is due to be held on 11th February 2015.



# A City of Environmental Sensitivity

Working together as a community to protect and enhance our natural and built environments for the future.

Goal One	Goal Two	Goal Three
Our residents, businesses and visitors collaborate in the protection and enhancement of our natural environment.	To encourage and enable all our residents to live a more environmentally sensitive life.	As we grow, we protect and enhance the natural and built environments for future enjoyment and manage any impacts of climate change.

## Financial Position

- The City of Environmental Sensitivity outcome had a favourable YTD base budget income result of 11%.
- Capital expenditure has an actual spend of \$1,513,000 including commitments against a YTD budget of \$2,142,000
- Non Capital Projects for the Outcome had a year to date spend of \$149,000 against a budget (Full Year) of \$503,000 with expenditure to be incurred going forward on projects commitments.



	Revised Budget 2014/15 (\$'000)	Proposed Changes 2014/15	Projected Budget 2014/15	Actual YTD 2014/15	Budget YTD 2014/15	% Variance
<b>Base</b>						
Income	(18,196)		(18,196)	(17,769)	(16,003)	11.03%
Expenditure	22,331	25	22,356	6,760	10,314	-34.46%
<b>Net</b>	<b>4,134</b>	<b>25</b>	<b>4,159</b>	<b>(11,009)</b>	<b>(5,689)</b>	<b>93.50%</b>
<b>Non-Capital</b>						
Income	(13)		(13)	(6)		
Expenditure	516		516	155	375	-58.66%
<b>Net</b>	<b>503</b>		<b>503</b>	<b>149</b>	<b>375</b>	<b>-60.29%</b>
<b>Capital</b>						
Income		(110)	(110)			
Expenditure	3,680	(244)	3,436	1,294	2,142	-39.59%
<b>Net</b>	<b>3,680</b>	<b>(354)</b>	<b>3,326</b>	<b>1,294</b>	<b>2,142</b>	<b>-39.59%</b>
Reserve Movement	<b>(5,080)</b>	<b>351</b>	<b>(4,730)</b>	<b>(18)</b>	<b>(769)</b>	<b>-97.60%</b>
<b>Other Items</b>						
Book Value of Assets						
Advances						
Loan Proceeds						
Loan Repayments						
<b>Total Other Items</b>						
<b>Net Change In Working Capital</b>	<b>3,237</b>	<b>22</b>	<b>3,259</b>	<b>(9,585)</b>	<b>(3,942)</b>	<b>143.15%</b>










## Progress against Projects

All commenced projects are on track. Highlights this quarter include:

- The Stormwater Asset Replacement Renewal Cluster (Budget \$764,910) is currently on track and seven (out of the 13 projects) have been successfully completed. There are six projects that are on track, and due to be completed in the following quarters.
- Trees for the Parks and Open Space Tree Planting Program (Budget \$37,487) have been ordered, and the project is on track to be completed in the following quarters.

## Operational Plan Projects for 2014/2015

Key:  On track  Action required  Complete  Not started  Cancelled  Deferred

Program/projects	Status	Comment
<b>Open Space, Sport &amp; Recreation program</b>		
Delineation of Natural Area		Project to be undertaken in Q4.
Park & Open Space Tree Planting Program		Trees ordered, on track for completion this financial year.
Protecting Biodiversity in Ryde		Assessment of RFQ in progress.
Shrimptons Creek - termite infestation		Works expected to be undertaken in Q3 and Q4.
Sportsground Subsidence Program		Gannan Park remediation complete. Remaining funds to be utilised on pre-identified fields as part of Sportsfield Renewal & Upgrade Program.
<b>Catchment program</b>		
Stormwater Asset Replacement Renewal		Eight of 13 locations completed with the remainder programmed for Q3 and Q4.
Stormwater Improvement Works Renewal		Two projects complete, six projects are in progress, the remainder of the program projects to

Program/projects	Status	Comment
		commence in Q3.
<b>Environmental program</b>		
Lighting Upgrade - Council Facilities	🔄	Two year project on track. Completed Operations Centre lighting this quarter. Ryde Civic Centre upgrade may be delayed pending decision of building refurbishing plans.
<b>Waste and Recycling program</b>		
Home Waste & Sustainability	🔄	Three year project on track.
No Littering - Eastwood	✓	
Porters Ck Protection Earthwrks&Reconfig	🔄	Awaiting approval from State Government. Letter from the NSW office of Strategic Lands received, report to Council being prepared.
Waste - to - Art	🔄	Consultant engaged and inception meeting scheduled.

# A City of Connections

Access and connection to, from and within the City of Ryde. Providing safe, reliable and affordable public and private travel, transport and communication infrastructure.

Goal One	Goal Two	Goal Three
Our residents, visitors and workers are able to easily and safely travel on public transport to, from and within the City of Ryde.	Our community has the option to safely and conveniently drive, park, cycle or walk around their city.	Our residents, visitors, workers and businesses are able to communicate locally and globally.

## Financial Position

- The City of Connections outcome base budget had a favourable year to date expenditure result of 2.98% of budget.
- Capital Income had a favourable variance of 264% (\$11 million) with the majority being an increase in development associated fees.
- Non Capital Projects for the Outcome had year to date expenditure of \$85,000 against an annual budget of \$203,000 with expenditure to be incurred going forward.



	Revised Budget 2014/15 (\$'000)	Proposed Changes 2014/15	Projected Budget 2014/15	Actual YTD 2014/15	Budget YTD 2014/15	% Variance
<b>Base</b>						
Income	(7,930)		(7,930)	(3,932)	(2,832)	38.84%
Expenditure	8,761	19	8,780	4,322	4,455	-2.98%
<b>Net</b>	<b>831</b>	<b>19</b>	<b>850</b>	<b>391</b>	<b>1,623</b>	<b>-75.93%</b>
<b>Non-Capital</b>						
Income	(14)		(14)		5	-100.00%
Expenditure	217		217	85	97	-12.14%
<b>Net</b>	<b>203</b>		<b>203</b>	<b>85</b>	<b>101</b>	<b>-16.13%</b>
<b>Capital</b>						
Income	(5,120)	(9,591)	(14,711)	(14,912)	(4,096)	264.08%
Expenditure	10,078	(850)	9,228	3,786	5,338	-29.07%
<b>Net</b>	<b>4,958</b>	<b>(10,441)</b>	<b>(5,483)</b>	<b>(11,125)</b>	<b>1,242</b>	<b>-995.58%</b>
Reserve Movement	<b>(1,408)</b>	<b>10,441</b>	<b>9,033</b>		<b>4,335</b>	<b>-100.00%</b>
<b>Other Items</b>						
Book Value of Assets	(924)		(924)	(924)	(924)	0.00%
Advances						
Loan Proceeds						
Loan Repayments						
<b>Total Other Items</b>	<b>(924)</b>		<b>(924)</b>	<b>(924)</b>	<b>(924)</b>	<b>0.00%</b>
<b>Net Change In Working Capital</b>	<b>3,660</b>	<b>19</b>	<b>3,679</b>	<b>(11,574)</b>	<b>6,378</b>	<b>-281.45%</b>



## Progress against Projects

All but one of the commenced projects are on track. Highlights this quarter include:

- The Road Resurfacing Program (\$3,095,825) is currently on track and thirteen (out of the 23 projects) have been successfully completed, including works at Irene Crescent, Cox's Road and Kinson Crescent. There are ten projects that are on track, and due to be completed in the following quarters.
- The major Footpath renewal project at Ryedale Road has been completed; the progressive replacement of sections from asset condition audit will be completed in the following quarters.
- Libraries – rollout of public PC's in all five libraries completed on time and within budget.

## Operational Plan Projects for 2014/2015

Key: On track Action required Complete Not started Cancelled Deferred

Program/projects	Status	Comment
<b>Roads Program</b>		
Bridge Upgrade / Renewal		Cressy Rd in progress, design and preliminary work for Darvall Park to occur Q4 and installation in 2015/16.
Heavy Patching		Works done through the year as required for highest priority locations and to match budget.
Road Kerb Renewal		Three of eight locations completed, remainder programmed for construction Q3 and Q4.
Road Resurfacing Renewal		Thirteen of 23 projects completed.
<b>Centres and Neighbourhood program</b>		
Ped Acces & Mobility Plan - Macq Park		



Program/projects	Status	Comment
<b>Paths and Cycleways program</b>		
Bus Stop DDA compliance	🔄	Programmed for Q3.
Cycleways Construction - Expansion	🔄	Blaxland Rd works substantially complete and will be finalised Q3. Other minor works programmed for Q3.
Footpath Construction Expansion	🔄	Three of 13 locations complete, nine others commenced or programmed for Q3.
Footpath construction Julius Ave	🔄	Programmed for Q4.
Footpath construction Plassey Rd	🔄	
Footpath Construction Renewal	🔄	The one major project of Rydale Rd complete, progressive replacement of sections from asset condition audit continuing through Q3 and Q4.
<b>Traffic &amp; Transport program</b>		
Bus Shelters - new	🔄	Two new shelters and one relocated shelter site designs complete. Quotations and installation programmed for Q3 and Q4.
Bus Stop Seats - new	🔄	
Top Ryder Community Bus Service	🔄	Over 22,000 passenger movements this quarter.
Traffic Calming Devices	🔄	Original programs works are mostly complete. Program was increased for the Pittwater Rd blackspot project as reported to Works Committee. Awaiting confirmation from RMS of additional grant funds and design, expected early Q3. Works will carry through into 2015/16.
Traffic Facilities Khartoum and Waterloo	🔄	This is a multi-year project. RMS agreement obtained and detailed design programmed for Q3 and Q4. RMS final approval will be required for the design and the construction traffic management. Construction is expected to start about early 2016 and carry through to 2016/17.



Program/projects	Status	Comment
Traffic Facilities Renewal	🔄	Two of six major locations completed, the remaining four and minor works programmed Q3 and Q4.
<b>Foreshore program</b>		
Seawalls/Retaining Walls Refurbishment	✘	Project delays have been experienced due to inadequate subgrade, Shell oil pipeline and NSW Fisheries requirements. NSW Fisheries approval for pilot works obtained, with final design and programming subject to the pilot outcome. Project will continue into 2015/16.





# A City of Harmony & Culture

A welcoming and diverse community, celebrating our similarities and differences, in a vibrant city of culture and learning.

Goal One	Goal Two	Goal Three
Our residents are proud of their diverse community, celebrating their similarities and differences.	People living in and visiting our city have access to an inclusive and diverse range of vibrant community and cultural places and spaces.	Our community is able to learn and grow through a wealth of art, culture and lifelong learning opportunities.

## Financial Position

- Base budget is tracking well with YTD income 16.74% above budget as State Library grant was received early and YTD expenditure is below budget by 4.2%.
- Non-Capital projects YTD expenditure is \$39,000 and is below budget as a number of projects are due to commence in quarters three and four.
- Capital projects YTD expenditure is tracking well at \$208,000 and below budget by 2.05%.

	Revised Budget 2014/15 (\$'000)	Proposed Changes 2014/15	Projected Budget 2014/15	Actual YTD 2014/15	Budget YTD 2014/15	% Variance
<b>Base</b>						
Income	(1,088)	28	(1,060)	(707)	(605)	16.74%
Expenditure	4,940	88	5,028	2,512	2,622	-4.20%
<b>Net</b>	<b>3,852</b>	<b>115</b>	<b>3,968</b>	<b>1,805</b>	<b>2,017</b>	<b>-10.48%</b>
<b>Non-Capital</b>						
Income	(50)		(50)	(0)	(50)	-99.03%
Expenditure	213		213	39	188	-79.40%
<b>Net</b>	<b>163</b>		<b>163</b>	<b>38</b>	<b>138</b>	<b>-72.29%</b>
<b>Capital</b>						
Income						
Expenditure	425		425	208	213	-2.05%
<b>Net</b>	<b>425</b>		<b>425</b>	<b>208</b>	<b>213</b>	<b>-2.05%</b>
Reserve Movement	(70)	(55)	(125)		(70)	-100.00%
<b>Other Items</b>						
Book Value of Assets						
Advances						
Loan Proceeds						
Loan Repayments						
<b>Total Other Items</b>						
<b>Net Change In Working Capital</b>	<b>4,370</b>	<b>60</b>	<b>4,430</b>	<b>2,052</b>	<b>2,297</b>	<b>-10.70%</b>

## Progress against Projects

All commenced projects are on track. Highlights for this quarter include:

- This year's Granny Smith Festival attracted a record crowd of over 90,000 people and had over 60 performing acts across 6 stages comprising mostly of local community, school and dance groups. The street parade attracted over 30 entries with more than 2,000 people involved.
- 15% growth in Library Wi-Fi use (from Q2 last year)
- E-lending in December reached 10.3% of all Library loans, a very high rate when compared to other libraries, and affirming the e-book strategy adopted by City of Ryde.
- A play called 'Petrichor' which was written, directed and performed by the members of Ryde Youth Theatre was presented at North Ryde School of Arts Hall in October. Over 208 people saw the final performance including the Deputy Mayor.
- Social Inclusion Week Celebrations included three Community Open Days in Eastwood, West Ryde and Top Ryde, a film on social inclusion was commissioned and a community survey was launched. Nearly 500 residents engaged with the theme of social inclusion, disability and celebrated Ryde's diversity through participation in these activities.

## Operational Plan Projects for 2014/2015

Key: On track Action required Complete Not started Cancelled Deferred

Program/projects	Status	Comment
<b>Library program</b>		
Library Books		
<b>Community and Cultural program</b>		



Program/projects	Status	Comment
Hungry for Art	🔄	Planning well underway, procurement for contractor proceeding with appointment taking place in January.
Ryde Remembers - ANZAC	🔄	Awaiting grant approval.
Ryde Youth Theatre Group	🔄	End of year production completed, new schedule of classes for 2015 finalised and advertised.



# A City of Progressive Leadership

A well led and managed city, supported by ethical organisations which deliver projects and services to the community by listening, advocating and responding to their needs.

Goal One	Goal Two	Goal Three
Our city is well led and managed.	The City of Ryde will deliver value for money services for our community and our customers.	Our residents trust their council, feel well informed, heard, valued and involved in the future of their city.

## Financial Position

- Base Budget proposed changes \$115,000 more expenditure mostly due to the funding for By-Election for East Ward, which is funded from the Election Reserve.
- Non-Capital expenditure is reduced by \$10,000 due to funds for Smart Forms project being returned back to the Asset Replacement Reserve.
- Capital expenditure reduced by \$606,000 due to reduction in the scope of two projects one being the Civic Centre Refurbishment, as resolved by Council and Information Technology Renewals, due to the deferral or the relocation of the server room to the 2016/17 year.

	Revised Budget 2014/15 (\$'000)	Proposed Changes 2014/15	Projected Budget 2014/15	Actual YTD 2014/15	Budget YTD 2014/15	% Variance
<b>Base</b>						
Income	(60,322)	17	(60,305)	(56,002)	(54,220)	3.29%
Expenditure	23,382	115	23,497	9,089	13,864	-34.44%
<b>Net</b>	<b>(36,941)</b>	<b>132</b>	<b>(36,808)</b>	<b>(46,913)</b>	<b>(40,356)</b>	<b>16.25%</b>
<b>Non-Capital</b>						
Income						
Expenditure	855	(10)	845	197	740	-73.40%
<b>Net</b>	<b>855</b>	<b>(10)</b>	<b>845</b>	<b>197</b>	<b>740</b>	<b>-73.40%</b>
<b>Capital</b>						
Income				5	261	-98.16%
Expenditure	8,572	(606)	7,966	2,805	5,765	-51.35%
<b>Net</b>	<b>8,572</b>	<b>(606)</b>	<b>7,966</b>	<b>2,810</b>	<b>6,027</b>	<b>-53.38%</b>
Reserve Movement	<b>1,478</b>	<b>1,741</b>	<b>3,219</b>		<b>994</b>	<b>-100.00%</b>
<b>Other Items</b>						
Book Value of Assets	(925)		(925)	(346)		
Advances						
Loan Proceeds		(275)	(275)			
Loan Repayments	556		556	259	272	-4.90%
<b>Total Other Items</b>	<b>(369)</b>	<b>(275)</b>	<b>(644)</b>	<b>(87)</b>	<b>272</b>	<b>-131.90%</b>
<b>Net Change In Working Capital</b>	<b>(26,404)</b>	<b>982</b>	<b>(25,422)</b>	<b>(43,993)</b>	<b>(34,311)</b>	<b>28.22%</b>










## Progress against Projects

All commenced projects are on track. Highlights for this quarter include:

- Council at its meeting on the 11 November 2014, in considering Special Rating Variation (SRV) application and the updated information relating Council's Asset Infrastructure, resolved to give IPART notice that Council would be making a SRV application. As a result of this resolution, Council at its meeting on the 9 December 2014 endorsed the revised 2014 – 2018 Delivery Plan and One Year Operational Plan 2014/15 to be placed on public exhibition to Friday 6 February 2015. This matter is listed for Council's consideration at its meeting on the 10 February 2015.
- At its meeting 11th November 2014, Council resolved to defer Civic Centre planned refurbishment works. Council has provided a contingency amount of \$1 million each year, to meet any urgent or essential maintenance.
- In this quarter Council has approved to progress with three developments as part of Council's investment Property Portfolio, noting that the Argyle Centre and 741 Victoria Road are currently in the community consultation phase.
- As part of Council's Information Technology Renewals project, it is recommended in this quarterly review to defer the Data Centre Colocation project to 2016/2017, to allow Council to assess its position following the outcomes of "Fit for the Future".
- As part of Council's TechOne Enhancements Project, the following projects were completed as at 31 December 2014; Tree Register, System Functionality improvements. It should be noted that the Developer Levies component, is now to be delivered as part of the eDA project to gain efficiency due to it being integral with the DA process.
- The recruitment of the position of General Manager was facilitated by Council's Manager Human Resources.
- Arrangements have been confirmed and progressed in organising Council's By-Election of one Councillor for East Ward on Saturday, 21 February 2015.

## Operational Plan Projects for 2014/2015

Key:  On track  Action required  Complete  Not started  Cancelled  Deferred

Program/projects	Status	Comment
<b>Property Portfolio program</b>		
Civic Centre Refurbishment		At its meeting 11 <sup>th</sup> November 2014, Council resolved to defer Civic Centre planned refurbishment works. Council has provided a contingency amount of \$1 million each year, to meet any urgent or essential maintenance.
Commercial Buildings Renewal		Tender accepted by Council, construction expected to commence in Q3.
Corporate Buildings Renewals		
Operational Buildings Renewal		Minor works identified, scheduled for completion in Q3 and Q4.
Outdoor Advertising Development		
<b>Customer and Community Relations program</b>		
eBusiness - Smart Forms		It is recommended in this Quarterly Review that this project be cancelled and funds returned.
Lets Talk Community Engagement		
<b>Risk Management program</b>		
Corruption Prevention System		Relates to Internal Control awareness education and training and initial rollout of Control Self Assessment. Initial meeting with Inconsult (external provider) scheduled for 19 <sup>th</sup> January 2015 to discuss approach to avoid duplication with ERM. To be finalised in Q4 2015.
Electronic Incident Reporting - WH&S		Further meetings held with provider and project team in November and December. Agreement signed in December. Software loaded and now being tested. Trial to be rolled out with Library and Operations unit anticipated in March 2015.



Program/projects	Status	Comment
<b>Internal Corporate Services program</b>		
Information Technology Renewals	🔄	e-Business process mapping finalised. PC Replacement & Mobility Device Replacement on target. Progress has been made re: IT Security initiative - replaced legacy hardware & software associated with Novell products primarily with Microsoft products to maximise value and minimise risks with the previous hybrid Microsoft/Novell network environment. Majority of legacy data storage system has been decommissioned. The annual IT BCP has also been scheduled and prepared to take place between 9-12 <sup>th</sup> February 2015. As discussed at the Progressive Leadership Outcome Workshop in November, it is recommended to defer the Data Centre Colocation project to the 2016/2017 financial year, to allow Council to assess its position following the outcomes of "Fit for the Future".
Plant & Fleet Purchases	🔄	Procurement of plant & fleet on track as per replacement schedule.
TechOne Enhancements	🔄	The following projects were completed as at 31 December 2014. 1. Tree Register. 2. System Functionality improvements. it should be noted that Developer Levies is now part of the eDA project to gain efficiencies due to it being integral with the DA process.



# 1. Open Space, Sport & Recreation program

Developing, delivering, maintaining and managing all our sports, recreation, outdoor, open spaces and natural areas infrastructure, services and facilities.

**Key:** 🔄 On track ✖ Action required ✔ Complete ⊖ Not started ⊘ Cancelled ▶ Deferred

## 1.1. PERFORMANCE INDICATORS

Measure	2014/2015 Target	YTD Progress	Status	Comment
% of project milestones met on time	90%	96%	🔄	26 of 27 milestones completed YTD.
No. of visitors to RALC	>= 690,000	373,451	🔄	Q2 attendance = 221,238, on track to meet yearly target.
% compliance with pool water bacteriological criteria	= 100%	100%	🔄	

## 1.2. BASE BUDGET

	YTD Budget \$	YTD Actual \$	Comment
Income	-3,929,000	-3,885,000	
Expense	6,794,000	6,023,000	
<b>Total Base Budget</b>	<b>2,864,000</b>	<b>2,138,000</b>	

## 1.3. PROJECTS

Approved Projects	2014/2015 Budget \$	YTD Actual \$	Status	Comment
Sportsfield Renewal & Upgrade	854,405	368,942	🔄	Projects on track to be completed this Financial Year. Variation in one project (Marsfield Park Drainage) due to the

Approved Projects	2014/2015 Budget \$	YTD Actual \$	Status	Comment
				unavailability of contractors.
RALC Asset Renewal	188,000	19,722	🟢	Pool Inflatable project completed in November, Netting and Stadium lights due for completion in January - all on track to be completed by June
Sportsground Amenities Renewal & Upgrade	988,825	447,573	🟢	Works on track to be completed this financial year.
Playground Construction - Renewal	300,600	45,090	🟢	Works scheduled to occur during Q3 and Q4, designs have been finalised.
Sportsground Subsidence Program	200,000	69,265	🟢	Gannan Park remediation complete. Remaining funds to be utilised on pre-identified fields as part of Sportsfield Renewal & Upgrade Program.
Active in Ryde Program Implementation	17,681	10,494	🟢	
Protecting Biodiversity in Ryde	115,000	0	🟢	Assessment of RFQ in progress.
Plan for sustainable management of sport	125,000	0	🟢	Scoping session completed, commencement delayed due to resourcing issue.
Street Tree Planting Program	119,617	55,455	🟢	Trees ordered, on track for completion this financial year.
Park & Open Space Tree Planting Program	37,489	21,178	🟢	Trees ordered, on track for completion this financial year.
Delineation of Natural Area	12,500	3,585	🟢	Project to be undertaken in Q4.
ELS Hall Park #1 - Synthetic Surface	1,230,000	39,300	🟢	Procurement of contractors in progress.
Shrimptons Creek - termite infestation	70,000	10,500	🟢	Works expected to be undertaken in Q3 and Q4.

Approved Projects	2014/2015 Budget \$	YTD Actual \$	Status	Comment
Implementation of Children Play Plan -P2	1,372,500	225,000	🔄	Delivery scheduled to be completed this and next financial year.

New Projects	2014/2015 Budget \$	YTD Actual \$	Status	Comment
Refurbishment Banjo Paterson Park Wharf	200,000	31,983	🔄	Sub-deck works done. Decking programmed for Q3 and Q4.
Minor Capex Works – Parks	50,000	0	⊖	Funds identified for emergency works and Council Resolutions.

Carryover Projects	2014/2015 Budget \$	YTD Actual \$	Status	Comment
Sportsfield Floodlighting	77,824	2,423	🔄	Awaiting Council assessment - Ryde Park.
Sportsfield Floodlighting Expansion	236,667	97,415	🔄	Awaiting Council assessment - Morrison Bay Park.
Sportsground Amenities Upgrades Expansion	242,054	6,564	🔄	Awaiting Council assessment - Santa Rosa Park.
Feasibility study on synthetic fields	6,461	3,404	✓	
Implementation of Children Play Plan	1,242,060	296,756	🔄	Works to be completed during Q3 and Q4.
Ryde Parramatta River Walk (POT p.43/57)	1,656,643	1,126,816	🔄	Scheduled to be completed this financial year, 52 Ross Street issue close to resolution.
Surf Attraction	490,762	376,693	✓	

## 2. Roads Program

Managing and maintaining our roads, bridges and retaining walls.

**Key:** 🔄 On track ✖ Action required ✓ Complete ⊖ Not started ⊘ Cancelled ▶ Deferred

### 2.1. PERFORMANCE INDICATORS


Measure	2014/2015 Target	YTD Progress	Status	Comment
% of project milestones met on time	90%	93%	🔄	13 of 14 milestones completed YTD.

### 2.2. BASE BUDGET

	YTD Budget \$	YTD Actual \$	Comment
Income	-453,000	-1,009,000	
Expense	1,240,000	1,500,000	
<b>Total Base Budget</b>	<b>787,000</b>	<b>491,000</b>	

### 2.3. PROJECTS

Approved Projects	2014/2015 Budget \$	YTD Actual \$	Status	Comment
Road Resurfacing Renewal	3,095,827	1,790,365	🔄	Sixteen of 20 projects completed, although invoicing & payment is pending as at quarter end.
Road Kerb Renewal	1,468,680	519,392	🔄	Three of eight locations completed, remainder programmed for construction Q3 and Q4.
Bridge Upgrade / Renewal	148,622	86,767	🔄	Cressy Rd in progress, design and preliminary work for Darvall Park to occur Q4 and installation in 2015/16.

Approved Projects	2014/2015 Budget \$	YTD Actual \$	Status	Comment
Heavy Patching	250,000	84,339		Works done through the year as required for highest priority locations and to match budget.




### 3. Property Portfolio program

Developing, managing and maintaining our portfolio of corporate, commercial and civic properties.

**Key:**  On track  Action required  Complete  Not started  Cancelled  Deferred




#### 3.1. PERFORMANCE INDICATORS

Measure	2014/2015 Target	YTD Progress	Status	Comment
% of project milestones met on time	90%	100%		1 of 1 milestones completed YTD.

#### 3.2. BASE BUDGET

	YTD Budget \$	YTD Actual \$	Comment
Income	-388,000	-1,405,000	
Expense	1,584,000	1,207,000	
<b>Total Base Budget</b>	<b>1,196,000</b>	<b>-198,000</b>	

#### 3.3. PROJECTS

Approved Projects	2014/2015 Budget \$	YTD Actual \$	Status	Comment
Corporate Buildings Renewals	40,000	6,000		
Commercial Buildings Renewal	1,439,552	233,756		Tender accepted by Council, construction expected to commence in Q3.
Operational Buildings Renewal	50,000	7,500		Minor works identified, scheduled for completion in Q3 and Q4.

Approved Projects	2014/2015 Budget \$	YTD Actual \$	Status	Comment
Outdoor Advertising Development	150,000	0	↻	
Civic Centre Refurbishment	2,018,997	144,255	▶▶	At its meeting 11 <sup>th</sup> November 2014, Council resolved to defer Civic Centre planned refurbishment works. Council has provided a contingency amount of \$1 million each year, to meet any urgent or essential maintenance.

New Projects	2014/2015 Budget \$	YTD Actual \$	Status	Comment
Purchase of 39 Church St	1,150,000	1,115,100	✓	

Carryover Projects	2014/2015 Budget \$	YTD Actual \$	Status	Comment
West Ryde Community Facility - Project Management	223,038	5,384	↻	Project complete, funds allocated for post implementation works.



## 4. Catchment program

Managing, monitoring and maintaining water quality and reuse, our stormwater and natural waterways.

**Key:** 🔄 On track ✖ Action required ✔ Complete ⊖ Not started ⊘ Cancelled ▶ Deferred

### 4.1. PERFORMANCE INDICATORS


Measure	2014/2015 Target	YTD Progress	Status	Comment
% of project milestones met on time	90%	100%	🔄	10 of 10 milestones completed YTD.

### 4.2. BASE BUDGET


	YTD Budget \$	YTD Actual \$	Comment
Income	-16,000	-28,000	
Expense	1,010,000	732,000	
<b>Total Base Budget</b>	<b>994,000</b>	<b>704,000</b>	

### 4.3. PROJECTS

Approved Projects	2014/2015 Budget \$	YTD Actual \$	Status	Comment
Stormwater Asset Replacement Renewal	864,910	469,474	🔄	Seven of 13 locations completed with the remainder programmed for Q3 and Q4.
Stormwater Improvement Works Renewal	1,520,576	400,811	🔄	Two projects complete, six projects are in progress, the remainder of the program projects to commence in Q3.

New Projects	2014/2015 Budget \$	YTD Actual \$	Status	Comment
Archers Creek Litter Reduction Project	259,262	0		Grant funding received in Q2, design under way and construction expected in Q4.

Carryover Projects	2014/2015 Budget \$	YTD Actual \$	Status	Comment
Shrimptons Creek Stormwater Work Stage 2	91,103	190,920		Re-allocation of extra costs into the program is awaiting finalisation of the other program works, and is anticipated to be done Q3.

## 5. Centres and Neighbourhood program

Developing, delivering, maintaining and managing all our public domain infrastructure, facilities and place management.

Key: ⊙ On track ✘ Action required ✓ Complete ⊖ Not started ⊗ Cancelled ▶ Deferred

### 5.1. PERFORMANCE INDICATORS

Measure	2014/2015 Target	YTD Progress	Status	Comment
% of project milestones met on time	90%	71%	✘	5 of 7 milestones completed YTD.

### 5.2. BASE BUDGET

	YTD Budget \$	YTD Actual \$	Comment
Income	-5,000	-2,000	
Expense	1,915,000	1,168,000	
<b>Total Base Budget</b>	<b>1,910,000</b>	<b>1,166,000</b>	

### 5.3. PROJECTS

Approved Projects	2014/2015 Budget \$	YTD Actual \$	Status	Comment
Neighbourhood Centre Renewal	457,500	79,330	⊙	Sager Place and Quarry Rd are both on track and progressing well. Construction is due to commence in Q3 and be completed in Q4.
Town Centre Upgrade Renewal	936,000	172,849	⊙	Some additional design and consultation work has been undertaken but the project is still on track and progressing well. The concept designs have all been approved. Given the complexity of the project there is a possibility the construction

Approved Projects	2014/2015 Budget \$	YTD Actual \$	Status	Comment
				phase will not be completed in Q4 and will need to be carried over should there be any adverse weather impacts or issues arising from underground utility infrastructure on the site.
Multi Function Poles in Macquarie Park	225,000	33,750	▶▶	Project deferred by the Works and Community Committee at its meeting of 4 November 2014. The land owner has advised Council that they are seeking to develop the land; the multi-function poles can be delivered as part of that development should it proceed.
Public Domain Upgrade Lane Cove (east)	600,000	90,000	▶▶	Project deferred by the Works and Community Committee at its meeting of 4 November 2014. The land owner has advised Council that they are seeking to develop the land; upgrades to the public domain can be delivered as part of that development should it proceed.
Public Domain Upgrade Waterloo Rd	399,587	108,183	↻	This project is progressing well. Stage One is now complete and the contracts are being signed for construction to begin.
Ped Acces & Mobility Plan - Macq Park	100,000	15,000	↻	
Carryover Projects	2014/2015 Budget \$	YTD Actual \$	Status	Comment
Elouera Reserve Upgrade	208,166	222,759	✓	
Eastwood Master Plan Review	0	0	✓	Council resolution 22 July 2014 that no further action be taken on the master plan and that public domain plan component guide public domain works.







## 6. Library program

Delivering all our library services.

Key:  On track  Action required  Complete  Not started  Cancelled  Deferred

### 6.1. PERFORMANCE INDICATORS

Measure	2014/2015 Target	YTD Progress	Status	Comment
% of project milestones met on time	90%	100%		13 of 13 milestones completed YTD.
No. of library loans per capita (combined Ryde/Hunters Hill population is utilised)	>= 8.1	4.1		On track to meet yearly target. Q2 result of 1.9 loans per capita.
No. of visits to the library annually	>= 950,000	491,325		On track to meet yearly target. Q2 result of 226,285.
% external customers satisfied with quality of service	>= 0%	98%		Excellent result from survey undertaken in Q1.

### 6.2. BASE BUDGET

	YTD Budget \$	YTD Actual \$	Comment
Income	-502,000	-620,000	
Expense	2,639,000	2,327,000	
<b>Total Base Budget</b>	<b>2,137,000</b>	<b>1,707,000</b>	

### 6.3. PROJECTS

Approved Projects	2014/2015 Budget \$	YTD Actual \$	Status	Comment
-------------------	---------------------	---------------	--------	---------



Approved Projects	2014/2015 Budget \$	YTD Actual \$	Status	Comment
Community Buildings Renewals - Libraries	106,000	15,900	🔄	Projects are 1) CCTV at Eastwood and Gladesville Libraries 2) Air conditioning at Ryde and Eastwood Libraries.
Library Books	425,000	208,115	🔄	
Digital enhancement for Libraries	51,775	1,560	🔄	Project will commence in Q3.

Carryover Projects	2014/2015 Budget \$	YTD Actual \$	Status	Comment
Renewal of Public PCs at Libraries	70,000	44,069	🔄	Project near completion. Public PCs have been installed, and the rollout of new OPACs is underway.

## 7. Governance and Civic program

Supporting our mayor and councillors; through council process and civic events; and providing guidance on governance to support other areas of council.

**Key:** 🔄 On track ✖ Action required ✔ Complete ⊖ Not started ⊘ Cancelled ▶ Deferred

### 7.1. PERFORMANCE INDICATORS

Measure	2014/2015 Target	YTD Progress	Status	Comment
% of project milestones met on time	90%	NA	-	
Number of known breaches of statutory/council policy requirements	<= 0	0	🔄	
% of Councillor requests responded to within agreed service standard	>= 90%	86%	🔄	Monitored closely and noting this indicator has improved this quarter. Achieving this KPI is however dependant on timely responses being received from the organisation.

### 7.2. BASE BUDGET

	YTD Budget \$	YTD Actual \$	Comment
Income	-5,000	-1,000	
Expense	2,147,000	2,058,000	
<b>Total Base Budget</b>	<b>2,142,000</b>	<b>2,058,000</b>	

## 8. Customer and Community Relations program

Engaging with our community, all media and community relations, branding and marketing our city and developing and managing all our customer services.

**Key:** 🟢 On track ✖ Action required ✔ Complete ⊖ Not started ⊘ Cancelled ▶▶ Deferred

### 8.1. PERFORMANCE INDICATORS

Measure	2014/2015 Target	YTD Progress	Status	Comment
% of project milestones met on time	90%	100%	🟢	2 of 2 milestones completed YTD.
% of Calls to the Customer Call Centre Resolved at the first point of contact	>= 85%	85.8	🟢	

### 8.2. BASE BUDGET

	YTD Budget \$	YTD Actual \$	Comment
Income	-8,000	-7,000	
Expense	1,507,000	1,429,000	
<b>Total Base Budget</b>	<b>1,499,000</b>	<b>1,422,000</b>	

### 8.3. PROJECTS

Approved Projects	2014/2015 Budget \$	YTD Actual \$	Status	Comment
eBusiness - Smart Forms	10,000	0	⊘	It is recommended in this Quarterly Review that this project be cancelled and funds returned.
Lets Talk Community Engagement	50,000	61,061	🟢	





Carryover Projects	2014/2015 Budget \$	YTD Actual \$	Status	Comment
Web Content Management System	213,196	0	🔄	
Market Segmentation Study (City View Review/Communications Plan)	31,006	0	🔄	
Community Council Meetings	32,582	26,571	✓	










## 9. Community and Cultural program

Managing all community services, community development, community buildings and events and driving cultural development.

**Key:**  On track  Action required  Complete  Not started  Cancelled  Deferred

### 9.1. PERFORMANCE INDICATORS

Measure	2014/2015 Target	YTD Progress	Status	Comment
% of project milestones met on time	90%	80%		4 of 5 milestones completed YTD.
No. of new clients using the home modification service	>= 0	133		Q2 actuals 61.
No. of children immunised	>= 1600	645		On track to meet yearly target.
No. of people attending key events and programs conducted by CoR	>= 100000	93280		On track to meet yearly target. Granny Smith Festival 90,000 Citizenship Ceremony 250 Community Christmas 300.
% capacity of leased halls booked (capacity based on 8 hour booking per day)	>= 60%	70%		Slight drop from Q1 due to Christmas break.
% customer satisfaction index for halls and meeting room hire service	>= 80%	80%		On track to meet yearly target.
% capacity of meeting rooms booked (capacity based on 8 hour booking per day)	>= 45%	51%		On track to meet yearly target.



## 9.2. BASE BUDGET

	YTD Budget \$	YTD Actual \$	Comment
Income	-564,000	-836,000	
Expense	1,639,000	1,710,000	
<b>Total Base Budget</b>	<b>1,075,000</b>	<b>874,000</b>	

## 9.3. PROJECTS

Approved Projects	2014/2015 Budget \$	YTD Actual \$	Status	Comment
Community Buildings Renewal	307,422	92,180	🔄	Projects include: 1) Kitchen upgrade at North Ryde Hall, 2) Hazmat reporting for priority buildings, 3) Hazmat Buildings Remedial works, 4) Termite Baiting BFH Completed 5) Willandra House renewal 6) Fall Arrest system 7) WRCC Foyer lighting and painting Completed.
Ryde Youth Theatre Group	124,419	38,441	🔄	End of year production completed, new schedule of classes for 2015 finalised and advertised.
Community Garden & Nursery	59,194	82	⊖	Awaiting Council assessment to be completed on Santa Rosa DA.
Temporary Employment of P/T Officer	84,870	26,627	✓	
Ryde Remembers - ANZAC	68,620	300	🔄	Awaiting grant approval.
Hungry for Art	20,000	0	🔄	Planning well underway, procurement for contractor proceeding with appointment taking place in January.

New Projects	2014/2015 Budget \$	YTD Actual \$	Status	Comment
Community Drug Action Team	3,100	0	🔄	Grant funded project, subject to planning by CDAT Committee.



## 10. Risk Management program

Managing all legal services, procurement and internal auditing, assessing and managing business continuity, risk and disaster management.

**Key:** 🔄 On track ✖ Action required ✔ Complete ⊖ Not started ⊗ Cancelled ▶ Deferred

### 10.1. PERFORMANCE INDICATORS

Measure	2014/2015 Target	YTD Progress	Status	Comment
% of project milestones met on time	90%	100%	🔄	3 of 3 milestones completed YTD.

### 10.2. BASE BUDGET

	YTD Budget \$	YTD Actual \$	Comment
Income	127,000	-87,000	
Expense	1,701,000	1,460,000	
<b>Total Base Budget</b>	<b>1,829,000</b>	<b>1,373,000</b>	

### 10.3. PROJECTS

Approved Projects	2014/2015 Budget \$	YTD Actual \$	Status	Comment
Corruption Prevention System	20,000	0	🔄	Relates to Internal Control awareness education and training and initial rollout of Control Self-Assessment. Initial meeting with Inconsult (external provider) scheduled for 19 <sup>th</sup> January 2015 to discuss approach to avoid duplication with ERM. To be finalised Q4 2015.
Electronic Incident Reporting - WH&S	20,000	0	🔄	Further meetings held with provider and project team in November and December. Agreement signed in December.

Approved Projects	2014/2015 Budget \$	YTD Actual \$	Status	Comment
				Software loaded and now being tested. Trial to be rolled out with Library and Operations unit anticipated in March 2015.

New Projects	2014/2015 Budget \$	YTD Actual \$	Status	Comment
Procurement Framework Review (Outcomes of EY Review)	0	0	🔄	New business case entered in December relating to the Procurement Framework review (conducted by EY) validation of assumptions and implementation of "quick wins".

Carryover Projects	2014/2015 Budget \$	YTD Actual \$	Status	Comment
Internal Audit Quality Assessment	13,000	0	🔄	This project is programmed for Q4. Currently Risk and Audit are investigating with other Councils who are contemplating doing a self-assessment followed a validation by Internal Auditors from another Council. This practice is seen as acceptable by the Institute of Internal Auditors.




## 11. Paths and Cycleways program

Developing, managing and maintaining our footpaths and cycleways.

**Key:**  On track  Action required  Complete  Not started  Cancelled  Deferred




### 11.1. PERFORMANCE INDICATORS

Measure	2014/2015 Target	YTD Progress	Status	Comment
% of project milestones met on time	90%	100%		2 of 2 milestones completed YTD.

### 11.2. BASE BUDGET

	YTD Budget \$	YTD Actual \$	Comment
Income	-4,000	-106,000	
Expense	838,000	1,233,000	
<b>Total Base Budget</b>	<b>835,000</b>	<b>1,127,000</b>	

### 11.3. PROJECTS

Approved Projects	2014/2015 Budget \$	YTD Actual \$	Status	Comment
Footpath Construction Renewal	500,000	241,494		The one major project of Ryedale Rd complete, progressive replacement of sections from asset condition audit continuing through Q3 and Q4.
Cycleways Construction - Expansion	358,000	114,590		Blaxland Rd works substantially complete and will be finalised Q3. Other minor works programmed for Q3.
Footpath Construction Expansion	570,000	178,963		Three of 13 locations complete, nine others commenced or

Approved Projects	2014/2015 Budget \$	YTD Actual \$	Status	Comment
				programmed for Q3.
Bus Stop DDA compliance	87,420	15,893	🔄	Programmed for Q3.
Footpath construction Plassey Rd	400,000	60,000	🔄	
Footpath construction Julius Ave	225,000	33,750	🔄	Programmed for Q4.



## 12. Environmental program

Monitoring and managing our environmental performance, developing environmental policy and making our community aware of environmental impact.

**Key:** 🔄 On track ✖ Action required ✓ Complete ⊖ Not started ⊘ Cancelled ▶▶ Deferred

### 12.1. PERFORMANCE INDICATORS

Measure	2014/2015 Target	YTD Progress	Status	Comment
% of project milestones met on time	90%	100%	🔄	3 of 3 milestones completed YTD.

### 12.2. BASE BUDGET

	YTD Budget \$	YTD Actual \$	Comment
Income	-5,000	-4,000	
Expense	224,000	167,000	
<b>Total Base Budget</b>	<b>218,000</b>	<b>163,000</b>	

### 12.3. PROJECTS

Approved Projects	2014/2015 Budget \$	YTD Actual \$	Status	Comment
Lighting Upgrade - Council Facilities	133,000	52,324	🔄	Two year project on track. Completed Operations Centre lighting this quarter. Ryde Civic Centre upgrade may be delayed pending decision of building refurbishing plans.

### 13. Strategic City program

Providing strategic direction and planning; and managing the reporting of our corporate performance.

**Key:** ✔ On track ✘ Action required ✓ Complete ⊖ Not started ⊗ Cancelled ▶ Deferred

#### 13.1. PERFORMANCE INDICATORS

Measure	2014/2015 Target	YTD Progress	Status	Comment
% of project milestones met on time	90%	NA	-	

#### 13.2. BASE BUDGET

	YTD Budget \$	YTD Actual \$	Comment
Income	-8,000		
Expense	94,000	79,000	
<b>Total Base Budget</b>	<b>86,000</b>	<b>79,000</b>	



## 14. Land Use Planning program

Planning, delivering and managing our land and urban design and enhancing and informing on our heritage.

Key: 🔄 On track ✖ Action required ✔ Complete ⊖ Not started ⊗ Cancelled ▶▶ Deferred

### 14.1. PERFORMANCE INDICATORS

Measure	2014/2015 Target	YTD Progress	Status	Comment
% of project milestones met on time	90%	78%	🔄	7 of 9 milestones completed YTD.

### 14.2. BASE BUDGET

	YTD Budget \$	YTD Actual \$	Comment
Income	-11,000	-93,000	
Expense	618,000	575,000	
<b>Total Base Budget</b>	<b>608,000</b>	<b>482,000</b>	

### 14.3. PROJECTS

Approved Projects	2014/2015 Budget \$	YTD Actual \$	Status	Comment
Transport Management Association	250,000	0	🔄	TMA is progressing well. They have recently appointed more staff to service delivery capacity. TMA working closely with Council on other traffic and transport projects (e.g. parking study, Macquarie Park DCP and Pedestrian Access Mobility Plan).
Macquarie Park Parking Study	50,000	0	🔄	Consultant has been appointed in November 2014 and work has commenced. Consultation process is well underway with key

Approved Projects	2014/2015 Budget \$	YTD Actual \$	Status	Comment
				stakeholders such as land owners and real estate agents. There is a comparative analysis with other business precincts. Stage one research report due by the end of February 2015.

Carryover Projects	2014/2015 Budget \$	YTD Actual \$	Status	Comment
Section 94 Contribution Plan	53,198	21,087	🔄	Five out of nine milestones achieved to date. Letter sent to Minister of Planning on 1 <sup>st</sup> December 2014 seeking in principle support for the percentages and thresholds approved by Council to be in the new S94A Plan. Likely date of Minister's response unknown at this time.
Macquarie Park DCP	54,573	0	🔄	The Macquarie Park DCP is an ongoing project and with the NSW DoPE for consideration.
Review Stormwater DCP and align WSUD	32,788	0	🔄	The Stormwater DCP was put to Council this quarter. Exhibition is currently planned to be undertaken in conjunction with wider DCP exhibition. It is expected that this project will be completed under-budget.
Electronic Development Assessment Project	233,300	39,803	🔄	





## 15. Traffic & Transport program

Managing our transport, traffic and car parking; developing sustainable transport options.

Key:  On track  Action required  Complete  Not started  Cancelled  Deferred

### 15.1. PERFORMANCE INDICATORS

Measure	2014/2015 Target	YTD Progress	Status	Comment
% of project milestones met on time	90%	100%		10 of 10 milestones completed YTD.
No. of passengers transported by Top Ryder Community Bus Service	>= 50000	22,458		2nd Quarter passengers transported 9,066. Note: Original annual target was based on delivering a 6 day per week service. The service was downscaled by Council resolution to 4 days per week from mid August 2014. The annual target will need to be proportionally reduced to 35,000 passengers transported. Current passenger numbers are trending above this revised target.

### 15.2. BASE BUDGET

	YTD Budget \$	YTD Actual \$	Comment
Income	-155,000	-446,000	
Expense	352,000	484,000	
<b>Total Base Budget</b>	<b>197,000</b>	<b>37,000</b>	

### 15.3. PROJECTS

Approved Projects	2014/2015 Budget \$	YTD Actual \$	Status	Comment
Traffic Facilities Renewal	193,200	51,899	🔄	Two of six major locations completed, the remaining four and minor works programmed Q3 and Q4.
Top Ryder Community Bus Service	150,000	78,533	🔄	Over 22,000 passengers movements this quarter.
Bus Shelters - new	55,480	6,557	🔄	Two new shelters and one relocated shelter site designs complete. Quotations and installation programmed for Q3 and Q4.
Bus Stop Seats - new	56,343	27,197	🔄	
Traffic Calming Devices	671,250	137,626	🔄	Original programs works are mostly complete. Program was increased for the Pittwater Rd blackspot project as reported to Works Committee. Awaiting confirmation from RMS of additional grant funds and design, expected early Q3. Works will carry through into 2015/16.
Traffic Facilities Khartoum and Waterloo	1,200,000	180,000	🔄	RMS agreement obtained and detailed design programmed for Q3 and Q4. RMS final approval will be required for the design and the construction traffic management. Construction is expected to start about early 2016 and carry through to 2016/17.

Carryover Projects	2014/2015 Budget \$	YTD Actual \$	Status	Comment
Meadowbank/Gladesville Traffic Study	66,721	0	▶▶	Indefinitely deferred as reported in 2013/14.




## 16. Economic Development program

Business sector and economic development.

Key:  On track  Action required  Complete  Not started  Cancelled  Deferred



### 16.1. PERFORMANCE INDICATORS

Measure	2014/2015 Target	YTD Progress	Status	Comment
% of project milestones met on time	90%	100%		2 of 2 milestones completed YTD.

### 16.2. BASE BUDGET

	YTD Budget \$	YTD Actual \$	Comment
Income	-3,000	-3,000	
Expense	81,000	68,000	
<b>Total Base Budget</b>	<b>78,000</b>	<b>65,000</b>	

### 16.3. PROJECTS

Approved Projects	2014/2015 Budget \$	YTD Actual \$	Status	Comment
Economic Development Plan Implementation	40,000	11,921		This project is progressing well. The Draft Economic Development Plan 2015-2019 was exhibited and a report is being prepared for Council. All programs for 2015 are currently being finalised.
Implementation-Macq Park Marketing Plan	94,447	30,634		The Macquarie Park Investment Prospectus 2015 is completed and the media release has been issued. The first meeting with the marketing group is due to be held on 11th February 2015.



## 17. Organisational Development program

Addressing workforce planning, driving culture and performance, assessing process efficiency and overseeing all corporate communications.

**Key:** 🔄 On track ✖ Action required ✔ Complete ⊖ Not started ⊘ Cancelled ▶ Deferred

### 17.1. PERFORMANCE INDICATORS

Measure	2014/2015 Target	YTD Progress	Status	Comment
% of project milestones met on time	90%	NA	-	

### 17.2. BASE BUDGET

	YTD Budget \$	YTD Actual \$	Comment
Income	-3,000	-7,000	
Expense	116,000	126,000	
<b>Total Base Budget</b>	<b>113,000</b>	<b>119,000</b>	

### 17.3. PROJECTS

Carryover Projects	2014/2015 Budget \$	YTD Actual \$	Status	Comment
PMCOR System Development	8,402	2,351	🔄	



## 18. Foreshore program

Managing all aspects of our foreshore.

Key: ✔ On track ✘ Action required ✔ Complete ⊖ Not started ⊘ Cancelled ▶▶ Deferred

### 18.1. PERFORMANCE INDICATORS

Measure	2014/2015 Target	YTD Progress	Status	Comment
% of project milestones met on time	90%	NA	-	

### 18.2. BASE BUDGET

	YTD Budget \$	YTD Actual \$	Comment
Income			
Expense	34,000	63,000	
<b>Total Base Budget</b>	<b>34,000</b>	<b>63,000</b>	

### 18.3. PROJECTS

Approved Projects	2014/2015 Budget \$	YTD Actual \$	Status	Comment
Seawalls/Retaining Walls Refurbishment	320,000	53,242	✘	Project delays have been experienced due to inadequate subgrade, Shell oil pipeline and NSW Fisheries requirements. NSW Fisheries approval for pilot works obtained, with final design and programming subject to the pilot outcome. Project will continue into 2015/16.

## 19. Regulatory program

Delivering all our regulatory assessments and activities, including building regulations, environmental regulations, road, parking and footpath enforcement and animal management.

**Key:** 🟢 On track ✖ Action required ✔ Complete ⊖ Not started ⊘ Cancelled ▶▶ Deferred

### 19.1. PERFORMANCE INDICATORS

Measure	2014/2015 Target	YTD Progress	Status	Comment
% of project milestones met on time	90%	NA	-	
Total development value of approved development applications (in \$million - cumulative)	>= \$0	294	🟢	On track to meet yearly target.
Mean number of DAs processed per person	>= 62	24	🟢	On track to meet yearly target.
DA assessment time (days) - against the Group 3 benchmark (Mean Gross Assessment Time**)	<= 76	75	🟢	
No. of DAs in each category - residential	>= 0	54	🟢	
No. of DAs in each category - single new dwelling	>= 0	37	🟢	
No. of DAs in each category - commercial, retail, office	>= 0	29	🟢	
Total no. of DAs received	>= 0	238	🟢	
Total no. of DAs determined	>= 0	186	🟢	
Mean gross DA determination times: Residential alterations and additions (against 12-13 Group 3 Average) *Note all Service Unit Performance Indicators referring to Development Applications (DAs) include Section 96 Applications.	<= 67	48	🟢	



Measure	2014/2015 Target	YTD Progress	Status	Comment
Mean gross DA determination times: Single new dwelling (against 12-13 Group 3 Average) *Note all Service Unit Performance Indicators referring to Development Applications (DAs) include Section 96 Applications.	<= 71	74	🟢	Within a 5% tolerance
Mean gross DA determination times: Commercial, retail, office (against 12-13 Group 3 Average) *Note all Service Unit Performance Indicators referring to Development Applications (DAs) include Section 96 Applications.	<= 74	70	🟢	
No. of food premises inspections	>= 1000	370	✖	185 food inspections undertaken this quarter (124 food premises and 61 food stalls at Granny Smith Festival). Increased inspections being scheduled Q3 and Q4 to meet annual target.

## 19.2. BASE BUDGET

	YTD Budget \$	YTD Actual \$	Comment
Income	-3,758,000	-4,497,000	
Expense	3,859,000	3,800,000	
<b>Total Base Budget</b>	<b>101,000</b>	<b>-697,000</b>	

## 20. Waste and Recycling program

Managing our domestic and commercial waste services, educating on and facilitating recycling and disposal services.

**Key:** 🟢 On track ✖ Action required ✔ Complete ⊖ Not started ⊗ Cancelled ▶ Deferred

### 20.1. PERFORMANCE INDICATORS

Measure	2014/2015 Target	YTD Progress	Status	Comment
% of project milestones met on time	90%	63%	✖	10 of 16 milestones completed YTD.

### 20.2. BASE BUDGET

	YTD Budget \$	YTD Actual \$	Comment
Income	-15,940,000	-17,664,000	
Expense	8,339,000	5,111,000	
<b>Total Base Budget</b>	<b>-7,601,000</b>	<b>-12,553,000</b>	

### 20.3. PROJECTS

Approved Projects	2014/2015 Budget \$	YTD Actual \$	Status	Comment
Waste - to - Art	35,886	10,800	🟢	Consultant engaged and inception meeting scheduled.
Home Waste & Sustainability	65,000	29,339	🟢	Three year project on track.
Porters Ck Protection Earthwrks&Reconfig	624,000	106,071	🟢	Awaiting approval from State Government. Letter from the NSW office of Strategic Lands received, report to Council being prepared.

New Projects	2014/2015 Budget \$	YTD Actual \$	Status	Comment
Living on the Block - Managing Household Cleanup	0	426	🔄	

Carryover Projects	2014/2015 Budget \$	YTD Actual \$	Status	Comment
Living on the Block	47,993	27,377	✓	
No Littering - Eastwood	40,692	25,518	✓	



## 21. Internal Corporate Services program

Developing and managing our information, records and corporate knowledge; implementing information technology, communications, business, financial and HR infrastructure and services. Managing our fleet and plant; planning and developing assets; all project management and administrative support.

**Key:** 🔄 On track ✖ Action required ✔ Complete ⊖ Not started ⊘ Cancelled ▶ Deferred

### 21.1. PERFORMANCE INDICATORS

Measure	2014/2015 Target	YTD Progress	Status	Comment
% of project milestones met on time	90%	87	🔄	13 of 15 milestones completed YTD.
% return on investment over the standard investment benchmark (ie. Bank Bill Swap Reference Rate (Australian financial market) - BBSW)	>= 0.85%	1.10	🔄	Whilst still above Benchmark target, margins are getting tighter as the Cash Rate is held low by the Reserve Bank.

### 21.2. BASE BUDGET

	YTD Budget \$	YTD Actual \$	Comment
Income	-53,920,000	-54,477,000	
Expense	6,486,000	2,496,000	
<b>Total Base Budget</b>	<b>-47,434,000</b>	<b>-51,981,000</b>	

### 21.3. PROJECTS

Approved Projects	2014/2015 Budget \$	YTD Actual \$	Status	Comment
Information Technology Renewals	712,000	159,059	🔄	e-Business process mapping finalised. PC Replacement & Mobility Device Replacement on target. Progress has been

Approved Projects	2014/2015 Budget \$	YTD Actual \$	Status	Comment
				made re: IT Security initiative - replaced legacy hardware & software associated with Novell products primarily with Microsoft products to maximise value and minimise risks with the previous hybrid Microsoft/Novell network environment. Majority of legacy data storage system has been decommissioned. The annual IT BCP has also been scheduled and prepared to take place between 9-12 <sup>th</sup> February 2015. As discussed at the Progressive Leadership Outcome Workshop in November, it is recommended to defer the Data Centre Colocation project to the 2016/2017 financial year, to allow Council to assess its position following the outcomes of "Fit for the Future".
Plant & Fleet Purchases	2,550,000	846,524	🔄	Procurement of plant & fleet on track as per replacement schedule.

New Projects	2014/2015 Budget \$	YTD Actual \$	Status	Comment
				Council resolved to notify IPART of intention to apply for an SRV at its meeting on 11 <sup>th</sup> November 2014. Then Council resolved at its meeting on 9 <sup>th</sup> December 2014 to place Resourcing Strategy and revised Delivery Plan on exhibition from 11 December - 6 February 2015. IPART notification loaded to portal on 18 <sup>th</sup> November 2014, including letter with all information required. Budget to be covered from funds in Communications, Media and Customer Service budget.
SRV application 2014/2015	0	30,082	🔄	

Carryover Projects	2014/2015 Budget \$	YTD Actual \$	Status	Comment
--------------------	---------------------	---------------	--------	---------



Carryover Projects	2014/2015 Budget \$	YTD Actual \$	Status	Comment
GPIMS - System Development	69,476	29,327	🔄	
TechOne Enhancements	388,626	261,288	🔄	The following projects were completed as at 31 December 2014. 1. Tree Register. 2. System Functionality improvements. it should be noted that Developer Levies is now part of the eDA project to gain efficiencies due to it being integral with the DA process.



## Appendix A – Reserve Listing Report

Natural Account	Description	14/15 Opening Balance	Budget To Reserve	Budget From Reserve	14/15 Budget Result	Review To Reserve	Review From Reserve	14/15 Review Result
<b>93001 - Internally Restricted Revenues</b>								
8301	Stockland Creche Contribution	223,038.36		-223,038.00	0.36			0.36
8302	Voluntary Planning Agreement Reserve	5,392,300.77			5,392,300.77	713,526.00		6,105,826.77
8304	Asset Replacement Reserve	15,362,835.00	7,940,213.00	-3,533,858.00	19,769,190.00		147,000.00	19,916,190.00
8305	Plant Replacement Reserve	2,461,275.11	2,679,520.00	-2,890,830.00	2,249,965.11			2,249,965.11
8306	Ryde Aquatic Leisure Centre Reserve	2,595,201.10	4,111,070.00	-4,108,870.00	2,597,401.10			2,597,401.10
8307	Financial Security Reserve	3,437,878.13			3,437,878.13			3,437,878.13
8308	Public Art Reserve	164,528.00			164,528.00		-	528.00
8309	Council Election Reserve	465,938.21	120,000.00		585,938.21		150,000.00	435,938.21
8310	Risk Rebate Reserve	40,110.92	30,000.00	-50,000.00	20,110.92			20,110.92
8311	Investment Property Reserve	16,404,023.57		-4,704,712.00	11,699,311.57		743,997.00	12,443,308.57
8312	Civic Precinct Redevelopment Reserve	822,570.67		-173,837.00	648,733.67			648,733.67
8314	Carryover Works Reserve	2,720,619.26		-2,720,619.00	0.26			0.26
8318	Porters Creek Reserve	199,348.89			199,348.89			199,348.89
8319	Insurance Fluctuation Reserve	563,428.90		-48,280.00	515,148.90			515,148.90
8320	OHS & Injury Management Reserve	100,386.70	30,000.00		130,386.70			130,386.70
8321	Public Domain Plan Reserve	138,602.00			138,602.00			138,602.00
8322	Planning Proposal Reserve	140,268.59		-67,000.00	73,268.59			73,268.59
8323	Macquarie University VPA Reserve	273,053.67			273,053.67			273,053.67
8324	Fit For The Future Reserve		2,000,000.00		2,000,000.00	1,000,000.00		3,000,000.00
<b>Total Internally Restricted Revenues</b>		<b>51,505,407.85</b>	<b>16,910,803.00</b>	<b>-18,521,044.00</b>	<b>49,895,166.85</b>	<b>1,713,526.00</b>	<b>576,997.00</b>	<b>52,185,689.85</b>
<b>93002 - Internally Restricted Liabilities</b>								
8327	Employee Leave Entitlements Reserve	2,998,257.62			2,998,257.62			2,998,257.62

## Appendix A – Reserve Listing Report

<i>Natural Account</i>	<i>Description</i>	<i>14/15 Opening Balance</i>	<i>Budget To Reserve</i>	<i>Budget From Reserve</i>	<i>14/15 Budget Result</i>	<i>Review To Reserve</i>	<i>Review From Reserve</i>	<i>14/15 Review Result</i>
8328	Refundable Deposits Reserves	8,597,937.13			8,597,937.13			8,597,937.13
8329	Interest on Refundable Deposits Reserve	377,366.19			377,366.19			377,366.19
	<b>Total Internally Restricted Liabilities</b>	<b>11,973,560.94</b>			<b>11,973,560.94</b>			<b>11,973,560.94</b>
<b>93003 - Section 94 Contribution Reserves</b>								
8351	Community & Cultural Facilities Reserve	6,459,849.67	2,282,308.00	-6,019,963.00	2,722,194.67	1,834,333.00		4,556,527.67
8352	Open Space & Recreation Facilities Reserve	13,463,244.90	2,348,104.00	-1,920,379.00	13,890,969.90	6,737,301.00		20,628,270.90
8353	Roads & Traffic Management Facilities Reserve	3,506,720.98	556,610.00	-4,319,775.00	-256,444.02	654,427.00	850,000.00	1,247,982.98
8354	Stormwater Management Facilities Reserve	5,957,088.48	183,036.00	-429,046.00	5,711,078.48	329,842.00		6,040,920.48
8355	Section 94 Plan Administration Reserve	495,932.20	25,672.00	-340,968.00	180,636.20	35,304.00		215,940.20
	<b>Total Section 94 Contribution Reserves</b>	<b>29,882,836.23</b>	<b>5,395,730.00</b>	<b>-13,030,131.00</b>	<b>22,248,435.23</b>	<b>9,591,207.00</b>	<b>850,000.00</b>	<b>32,689,642.23</b>
<b>93004 - Other External Restrictions</b>								
8376	Domestic Waste Management Reserve	4,912,452.94	16,516,720.00	-18,937,806.00	2,491,366.94		354,000.00	2,845,366.94
8377	External Drainage Works Contribution Reserve	227,970.24			227,970.24			227,970.24
8378	Macquarie Park Corridor Special Rate Reserve	1,128,800.55	1,318,740.00	-1,990,773.00	456,767.55		23,919.00	480,686.55
8379	Stormwater Management Service Charge Reserve	1,214,246.52	998,770.00	-2,076,780.00	136,236.52			136,236.52
8380	Sale of Roads Reserve		923,924.00		923,924.00			923,924.00
	<b>Total Other External Restrictions</b>	<b>7,483,470.25</b>	<b>19,758,154.00</b>	<b>-23,005,359.00</b>	<b>4,236,265.25</b>		<b>377,919.00</b>	<b>4,614,184.25</b>
<b>93005 - Unexpended Grants Reserves</b>								

## Appendix A – Reserve Listing Report

<i>Natural Account</i>	<i>Description</i>	<i>14/15 Opening Balance</i>	<i>Budget To Reserve</i>	<i>Budget From Reserve</i>	<i>14/15 Budget Result</i>	<i>Review To Reserve</i>	<i>Review From Reserve</i>	<i>14/15 Review Result</i>
8401	U/Exp Grant - Home Modification & Maintenance	103,718.66	67,720.00		171,438.66			171,438.66
8403	U/Exp Grant - Volunteer Referral Agency	16,941.38			16,941.38			16,941.38
8404	U/Exp Grant - Library Local Priority	27,745.57		27,746.00	55,491.57		-55,491.57	
8408	U/Exp Grant - Urban Sustain Program - Looking Glass Bay	49,563.00			49,563.00			49,563.00
8409	U/Exp Grant - Consolidated LEP for Ryde	61,158.57			61,158.57		-23,919.00	37,239.57
8413	U/Exp Grant - Sydney North/SydneyWest Tussock Paspalum 06/11	8,633.95			8,633.95			8,633.95
8415	U/Exp Grant - Buffalo Creek - (SQID)	17,721.00			17,721.00			17,721.00
8416	U/Exp Grant - Financial Assistance Grants							
8417	U/Exp Grant - Road Services Unit Management							
8418	U/Exp Grant - Macquarie Park Master Plan	30,000.00			30,000.00			30,000.00
8419	U/Exp Grant - Sydney Water Business Audit Program							
8426	U/Exp Grant - Noxious Weeds Management	3,218.66			3,218.66		-3,218.66	
8427	U/Exp Grant - Rivers to Rivers Corridor							
8429	U/Exp Grant - NSW Sport Regrading & Levelling	57,275.41			57,275.41			57,275.41
8432	U/Exp Grant - Eastwood Floodplain Risk	720.88			720.88			720.88
8433	U/Exp Grant - Liberty Swing Dunbar Park	7,763.13			7,763.13			7,763.13
8434	U/Exp Grant - Sport Development Program	542.76			542.76			542.76
8435	U/Exp Grant - WASIP	157,909.13		-139,096.00	18,813.13			18,813.13
8437	U/Exp Grant - Playing Field Lighting Upgrade	14,500.00			14,500.00			14,500.00
8438	U/Exp Grant - Parramatta River Catchments Floodplain	43,128.00			43,128.00			43,128.00
8439	U/Exp Grant - Vacation Care Program Grant	5,253.73			5,253.73			5,253.73
8440	U/Exp Grant - Crime Prevention Plan Grant							
8443	U/Exp Grant - Curzon St/ Smith St Pedestrian (RTA)	765.05			765.05			765.05

## Appendix A – Reserve Listing Report

Natural Account	Description	14/15 Opening Balance	Budget To Reserve	Budget From Reserve	14/15 Budget Result	Review To Reserve	Review From Reserve	14/15 Review Result
8446	U/Exp Grant - Vimiera Road Traffic Facilities Renew (RTA)	1,959.22			1,959.22			1,959.22
8447	U/Exp Grant - M2 Advertising Public Benefit (RMS)	36,446.66			36,446.66			36,446.66
8450	U/Exp Grant - Meadowbank/Gladesville Traffic Study	9,105.84		-9,106.00	-0.16			-0.16
8451	U/Exp Grant - Rowe St Eastwood Traffic Calming	9,725.16			9,725.16			9,725.16
8452	U/Exp Grant - Active in Ryde Program Implementation							
8453	U/Exp Grant - MQ Park TfNSW ECRL							
8454	U/Exp Grant - Putney Park Graffiti Hotspot Program							
8455	U/Exp Grant - Planning for Ageing Population	12,156.00			12,156.00			12,156.00
8456	U/Exp Grant - No Littering - Eastwood	15,692.09		-15,692.00	0.09			0.09
8457	U/Exp Grant - Diving Blocks	15,000.00		-15,000.00				
8458	U/Exp Grant - Macquarie Park - Property	0.10			0.10	6,000,000.00		6,000,000.10
8459	U/Exp Grant - Restoring Blue Gum High in Denistone Park	19,000.00		-19,000.00				
8460	U/Exp Grant - Restoring Blue Gum High in Darvall Park	27,000.00		-27,000.00				
8461	U/Exp Grant - Better Waste & Recycling Fund	290,463.38	259,262.00	-259,262.00	290,463.38			290,463.38
8462	U/Exp Grant - Agincourt and Balaclava Rd TCS	8,039.11			8,039.11			8,039.11
8463	U/Exp Grant - Ivan Hoe Eastate Collective Impact	20,000.00			20,000.00			20,000.00
8464	U/Exp Grant - CDAT	3,100.00			3,100.00			3,100.00
8465	U/Exp Grant - Blaxland Road SUP – Stage 3 (RMS)	3,463.39			3,463.39			3,463.39
<b>Total Unexpended Grants Reserves</b>		<b>1,077,709.83</b>	<b>326,982.00</b>	<b>-456,410.00</b>	<b>948,281.83</b>	<b>6,000,000.00</b>	<b>-82,629.23</b>	<b>6,865,652.60</b>
<b>Internal Loans</b>								
8901	Internal Loan - RALC Reserve	-2,009,237.89	553,440.00	-812,622.00	-2,268,419.89	-365,500.00		-2,633,919.89

## Appendix A – Reserve Listing Report

<i>Natural Account</i>	<i>Description</i>	<i>14/15 Opening Balance</i>	<i>Budget To Reserve</i>	<i>Budget From Reserve</i>	<i>14/15 Budget Result</i>	<i>Review To Reserve</i>	<i>Review From Reserve</i>	<i>14/15 Review Result</i>
	Total Internal Loans	-2,009,237.89	553,440.00	-812,622.00	-2,268,419.89	-365,500.00		-2,633,919.89
	<b>TOTAL RESERVES</b>	99,913,747.21	42,945,109.00	-55,825,566.00	87,033,290.21	16,939,233.00	1,722,286.77	105,694,809.98
	Net Transfer			-12,880,457.00	12,880,457.00		18,661,519.77	5,781,062.77

## Appendix B – 2014/15 Quarterly Changes Report

			<i>Approved Budget 2014/2015</i>	<i>Actual 2014/2015</i>	<i>Proposed Changes 2014/2015</i>	<i>Comments</i>
--	--	--	--	-----------------------------	---	-----------------

### Strategic City program

1011467	Sale of CPR	Op Inc	(12,360)		12,360	This line item to be removed because this income cannot be guaranteed and any funds derived from the sale of the software will be realised if and when this occurs.
<b>Total Strategic City program</b>					<b>12,360</b>	

### Risk Management program

1011001	General Counsel - Administration	Op Inc	(5,200)	(103)	5,000	Reduction to income as vehicle is not leaseback.
<b>Total Risk Management program</b>					<b>5,000</b>	

### Community and Cultural program

53101	Oper - Community Buildings - Hired	Op Exp			45,000	Reallocate Audio Visual – Community Halls Maintenance annual budget.
6411001	Events Administration	Op Exp	(60,000)	318	60,000	Correction of September Budget Adjustment.
6411161	Mayor & Councillor Events	Op Exp			(5,000)	Reduction in Base Budget Expenditure as part of Council's overall \$2.5 M saving.
6411196	Promotions	Op Exp	7,730	10	(3,000)	Reduction in Base Budget Expenditure as part of Council's overall \$2.5 M saving.
6411316	City Wide Christmas Decorations	Op Exp	15,000		(5,000)	Reduction in Base Budget Expenditure as part of Council's overall \$2.5 M saving.



## Appendix B – 2014/15 Quarterly Changes Report

			<i>Approved Budget 2014/2015</i>	<i>Actual 2014/2015</i>	<i>Proposed Changes 2014/2015</i>	<i>Comments</i>
6411459	Local Neighbourhood Events	Op Exp	42,440		(12,000)	Reduction in Base Budget Expenditure as part of Council's overall \$2.5 M saving.
6811001	Community Services Administration	Op Exp	41,200	864	(15,000)	Reduction in Base Budget Expenditure as part of Council's overall \$2.5 M saving.
6811003	Access & Equity	Op Exp	3,300	122	(3,300)	Reduction in Base Budget Expenditure as part of Council's overall \$2.5 M saving.
6811003	Access & Equity	Op Exp	4,500	345	(4,500)	Reduction in Base Budget Expenditure as part of Council's overall \$2.5 M saving.
6811003	Access & Equity	Op Exp	3,000		(3,000)	Reduction in Base Budget Expenditure as part of Council's overall \$2.5 M saving.
6811003	Access & Equity	Op Exp	2,990	900	(2,990)	Reduction in Base Budget Expenditure as part of Council's overall \$2.5 M saving.
6811003	Access & Equity	Op Exp	810		(810)	Reduction in Base Budget Expenditure as part of Council's overall \$2.5 M saving.
6911073	Cultural Planning	Op Exp	(40,610)	1,890	47,000	Correction of September Budget Adjustment.
<b>Total Community and Cultural program</b>					<b>97,400</b>	

### Customer and Community Relations program

2411071	CRMS	Op Exp	33,820	37,724	4,000	Due to the implementation of the Merit Traveller module to allow web based access to customer requests for Council contractors and field staff.
6511163	Media Monitoring	Op Exp	12,770	9,173	3,000	Additional funding required as a result of ICAC press.
6530464	eBusiness - Smart Forms	NCP Exp	10,000		(10,000)	It is recommended in this Quarterly Review that this project be cancelled and funds returned.

## Appendix B – 2014/15 Quarterly Changes Report

			<i>Approved Budget 2014/2015</i>	<i>Actual 2014/2015</i>	<i>Proposed Changes 2014/2015</i>	<i>Comments</i>
6530464	eBusiness - Smart Forms	From Res	(10,000)		10,000	It is recommended in this Quarterly Review that this project be cancelled and funds returned.
<b>Total Customer and Community Relations program</b>					<b>7,000</b>	

### Open Space, Sport & Recreation program

7811534	Surf Attraction - Operating	Op Inc	(66,000)	(922)	20,000	Later than anticipated opening, numbers not yet meeting expectations - increased marketing activities underway.
7811534	Surf Attraction - Operating	Op Inc	(770,500)	(55,691)	370,500	Later than anticipated opening, numbers not yet meeting expectations - increased marketing activities underway.
53104	Oper - Parks Buildings	Op Exp	240,250	115,344	27,500	Additional funding for demolition of Pony Club Building Assessed as Unsafe.
54116	Maint - Street Trees	Op Exp	414,196	306,874	150,000	Additional funding granted for Street Tree Maintenance.
7811534	Surf Attraction - Operating	Op Exp	153,430	18,313	(25,000)	Later than anticipated opening, numbers not yet meeting expectations - increased marketing activities underway.
6930068	Community Garden & Nursery	NCP Exp	59,194		(20,000)	Funding to be transferred to Sportsground Amenities Program - Santa Rosa Park.
50015	Sportsground Amenities Upgrades Renewal	Cap Inc	(173,000)	(83,000)	(43,759)	Additional State Government Grant received for ELS hall park amenities upgrade.
50015	Sportsground Amenities Upgrades Renewal	Cap Exp	988,825	667,278	43,759	Increase budget offset by additional income received.
51015	Sportsground Amenities Upgrades Expansion	Cap Exp	277,553	11,979	20,000	Transferred from Community Garden and Nursery - Santa Rosa Park.



## Appendix B – 2014/15 Quarterly Changes Report

			<i>Approved Budget 2014/2015</i>	<i>Actual 2014/2015</i>	<i>Proposed Changes 2014/2015</i>	<i>Comments</i>
7411562	Natural Area,Bushcare,Firebreaks,Feral Animal	From Res			(3,219)	The project was completed and acquitted. Hence no further reporting on that project is required. This balance can therefore be spent on related noxious weed maintenance works.
7811534	Surf Attraction - Operating	To Res	553,440		(365,500)	Later than anticipated opening, numbers not yet meeting expectations - increased marketing activities underway.
<b>Total Open Space, Sport &amp; Recreation program</b>					<b>174,281</b>	

### Centres and Neighbourhood program

2411556	Public Wifi at Eastwood	Op Exp		3,220	3,500	Adjustment required for continuation of SPM annual software maintenance fees.
2411556	Public Wifi at Eastwood	Op Exp		125	500	Adjustment required for continuation of SPM annual software maintenance fees.
50023	Town Centre Upgrade Implementation Renewal	Cap Exp	1,520,587	296,032	164,000	Transfer \$164K from public art reserve to fund Rowe Street Eastwood Gateway Signage and Landscape works.
50023	Town Centre Upgrade Implementation Renewal	From Res	(1,520,587)		(164,000)	Transfer \$164K from public art reserve to fund Rowe Street Eastwood Gateway Signage and Landscape works.
4111259	Voluntary Planning Agreement Capital Income	Cap Inc		(225,000)	(225,000)	VPA contribution from S Antonio Da Pavoda. VPA2012/0247.
4140788	Multi Function Poles in Macquarie Park	Cap Exp	225,000		(225,000)	Project deferred indefinitely as per Council Resolution dated 11 November 2014. Multi-function poles to be delivered by developer.
4140790	Public Domain Upgrade Lane Cove (east)	Cap Exp	600,000		(600,000)	Project deferred indefinitely as per Council Resolution dated 11 November 2014. Footpath upgrade to be delivered by developer.
4140953	Footpath Upgrade Delhi Rd	Cap Exp			825,000	Lane Cove Rd (east) multi-function poles and granite footpath upgrade (225,000 + 600,000) has been deferred. This money (825,000) has been transferred to complete Delhi Rd footpath upgrade.

## Appendix B – 2014/15 Quarterly Changes Report

			<i>Approved Budget 2014/2015</i>	<i>Actual 2014/2015</i>	<i>Proposed Changes 2014/2015</i>	<i>Comments</i>
4140788	Multi Function Poles in Macquarie Park	From Res	(225,000)		225,000	Project deferred indefinitely as per Council Resolution dated 11 November 2014. Multi-function poles to be delivered by developer.
4140790	Public Domain Upgrade Lane Cove (east)	From Res	(600,000)		600,000	Project deferred indefinitely as per Council Resolution dated 11 November 2014. Footpath upgrade to be delivered by developer.
4140953	Footpath Upgrade Delhi Rd	From Res			(825,000)	Lane Cove Rd (east) multi-function poles and granite footpath upgrade (225,000 + 600,000) has been deferred. This money (825,000) has been transferred to complete Delhi Rd footpath upgrade.
4111259	Voluntary Planning Agreement Capital Income	To Res			225,000	Transfer VPA contribution from S Antonio Da Pavoda. VPA2012/0247 to Reserve.
<b>Total Centres and Neighbourhood program</b>					<b>4,000</b>	

### Library program

7011148	Library Local Priority Grant	Op Inc	(67,096)	(39,350)	27,746	Correction QBR1Budget Adjustment.
7011019	Book Delivery Service	Op Exp	66,900	25,077	(22,000)	Reallocate budget within Library Program.
7011148	Library Local Priority Grant	Op Exp			27,746	Correction QBR1Budget Adjustment.
7311019	Book Delivery Service - Home Library	Op Exp		10,072	22,000	Reallocate budget within Library Program.
7011148	Library Local Priority Grant	From Res	27,746		(55,492)	Correction QBR1 Budget Adjustment.
<b>Total Library program</b>						

### Internal Corporate Services program

## Appendix B – 2014/15 Quarterly Changes Report

			<i>Approved Budget 2014/2015</i>	<i>Actual 2014/2015</i>	<i>Proposed Changes 2014/2015</i>	<i>Comments</i>
2411321	AudioVisual - Community Halls	Op Exp	45,000		(45,000)	Reallocate Audio Visual - Community Halls maintenance annual budget.
50020	Information Technology Renewals	Cap Exp	712,000	171,090	(137,000)	Reduce the project scope as project Colocation of Data Centre will be deferred.
50020	Information Technology Renewals	From Res	(145,000)		137,000	Reduce the project scope as project Colocation of Data Centre will be deferred.
1211109	Finance Controlled Items	To Res			1,000,000	Transfer saving to the Fit For The Future.
<b>Total Internal Corporate Services program</b>					<b>955,000</b>	

### Governance and Civic program

1811093	Election Expenses	Op Exp			150,000	Funding for By-Election as per Council Resolution dated 09 December 2014.
6411049	Civic Ceremonies	Op Exp	12,360		(5,000)	Reduction in Base Budget Expenditure as part of Council's overall \$2.5 M.
1811093	Election Expenses	From Res			(150,000)	Funding for By-Election as per Council Resolution dated 09 December 2014.
<b>Total Governance and Civic program</b>					<b>(5,000)</b>	

### Land Use Planning program

4111500	Planning Proposal	Op Inc	(33,000)	(18,182)	(18,182)	Additional income received.
4111500	Planning Proposal	Op Inc		(66,000)	(33,000)	Additional income received.

## Appendix B – 2014/15 Quarterly Changes Report

			<i>Approved Budget 2014/2015</i>	<i>Actual 2014/2015</i>	<i>Proposed Changes 2014/2015</i>	<i>Comments</i>
4111125	Heritage - Policy	Op Exp	24,340		24,340	Remaining funds transferred from Practices & Advice budget to cover maternity leave of heritage staff member.
4111190	Practices & Advice	Op Exp	24,340		(24,340)	Remaining funds transferred to heritage policy account for heritage consultant.
4111500	Planning Proposal	Op Exp	96,000	73,989	51,182	Increase the fund to complete the Parking Study project.
4111221	Section 94 Capital Income-Roads	Cap Inc	(556,610)	(1,218,155)	(654,427)	Income received to date.
4111221	Section 94 Capital Income-Roads	Cap Inc	(982,308)	(2,854,998)	(1,834,333)	Income received to date.
4111221	Section 94 Capital Income-Roads	Cap Inc	(183,036)	(521,576)	(329,842)	Income received to date.
4111221	Section 94 Capital Income-Roads	Cap Inc	(2,348,104)	(9,211,947)	(6,737,301)	Income received to date.
4111221	Section 94 Capital Income-Roads	Cap Inc	(25,672)	(61,713)	(35,304)	Income received to date.
4111557	Macquarie Park - Property	Cap Inc		(5,454,545)	(6,000,000)	Additional grant received from NSW Government in relation to Waterloo Rd Macquarie Park project.
4111557	Macquarie Park - Property	To Res		5,454,545	6,000,000	Additional grant received from NSW Government in relation to Waterloo Rd Macquarie Park project.
4111563	Voluntary Planning Agreement Cash Income	Cap Inc		(444,115)	(488,526)	VPA contribution received in relation to 1-3 Wharf Road, Gladesville and 10 Byfield Street, Macquarie Park.
4111563	Voluntary Planning Agreement Cash Income	From Res			488,526	VPA contribution received in relation to 1-3 Wharf Road, Gladesville and 10 Byfield Street, Macquarie Park.
4130595	Macquarie Park Parking Study	From Res	(50,000)		23,919	Change source funding for this project.
4130595	Macquarie Park Parking Study	From Res			(23,919)	Change source funding for this project.
4111221	Section 94 Capital Income-Roads	To Res	982,308		1,834,333	Transfer Sec 94 Income to Reserve.



## Appendix B – 2014/15 Quarterly Changes Report

			<i>Approved Budget 2014/2015</i>	<i>Actual 2014/2015</i>	<i>Proposed Changes 2014/2015</i>	<i>Comments</i>
4111221	Section 94 Capital Income-Roads	To Res	2,348,104		6,737,301	Transfer Sec 94 Income to Reserve.
4111221	Section 94 Capital Income-Roads	To Res	556,610		654,427	Transfer Sec 94 Income to Reserve.
4111221	Section 94 Capital Income-Roads	To Res	183,036		329,842	Transfer Sec 94 Income to Reserve.
4111221	Section 94 Capital Income-Roads	To Res	25,672		35,304	Transfer Sec 94 Income to Reserve.
<b>Total Land Use Planning program</b>						

### Regulatory program

2811081	Development Assessments	Op Inc	(167,990)	(109,227)	(100,000)	Increase income to reflect the actuals.
2811081	Development Assessments	Op Inc	(896,000)	(1,000,920)	(300,000)	Increase income to reflect the actuals.
3511001	Building & Land Use Enforcement Administration	Op Inc	(216,300)	(492,443)	(250,000)	Increase levy payments from continuing strong development market.
3511001	Building & Land Use Enforcement Administration	Op Inc	(22,350)	(227,034)	(160,000)	Increased income from higher numbers of hoarding permits from strong development market.
3711507	Swimming Pool Inspection Program	Op Inc	(120,000)		80,000	Reduced income from changes to legislation giving industry 12 months extension to April 2015 for sales and rental properties to comply. Expenditure is proportionally down as a result in addition pool officer employed from 1 December 2014.
2811081	Development Assessments	Op Exp	462,160	276,138	150,000	Increase budget offset by additional income received.
<b>Total Regulatory program</b>					<b>(580,000)</b>	

## Appendix B – 2014/15 Quarterly Changes Report

			<i>Approved Budget 2014/2015</i>	<i>Actual 2014/2015</i>	<i>Proposed Changes 2014/2015</i>	<i>Comments</i>
--	--	--	--	-----------------------------	---	-----------------

### Catchment program

54106	Maint - Creeks & Waterways	Op Exp	1,550	74	25,000	Creeks & Waterways required additional funding for essential maintenance.
50022	Stormwater Improvement Works Renewal	Cap Inc			(110,000)	Grant from Office of Environment and Heritage for Water Quality and Riparian Improvements.
50022	Stormwater Improvement Works Renewal	Cap Exp	1,520,576	428,914	110,000	Increase budget offset by additional grant from Office of Environment and Heritage for Water Quality and Riparian Improvements.
<b>Total Catchment program</b>					<b>25,000</b>	

### Traffic & Transport program

4710226	Development Management OPEX	Op Inc	(111,960)	(39,787)	100,000	Reallocation of budget - transfer budget from Paths and Cycleways program
4740974	Traffic Facilities Khartoum and Waterloo	Cap Exp	1,200,000		(850,000)	This is a project that runs over multiple years, and is still waiting RMS approval. The project is funded through S94 funds which will be put into the Delivery Plan for 2015/16.
4740974	Traffic Facilities Khartoum and Waterloo	From Res	(1,200,000)		850,000	This is a project that runs over multiple years, and is still waiting RMS approval. The project is funded through S94 funds which will be put into the Delivery Plan for 2015/16.
<b>Total Traffic &amp; Transport program</b>					<b>100,000</b>	

### Waste and Recycling program



## Appendix B – 2014/15 Quarterly Changes Report

			<i>Approved Budget 2014/2015</i>	<i>Actual 2014/2015</i>	<i>Proposed Changes 2014/2015</i>	<i>Comments</i>
5840033	Porters Ck Protection Earthwrks&Reconfig	Cap Exp	624,000		(354,000)	Negotiations and finalisation of transaction with the Office of Strategic Lands is expected in July 2015.
5840033	Porters Ck Protection Earthwrks&Reconfig	From Res	(624,000)		354,000	Negotiations and finalisation of transaction with the Office of Strategic Lands is expected in July 2015.
<b>Total Waste and Recycling program</b>						

### Property Portfolio program

5510001	Building Services Unit Management	Op Exp			15,700	Annual Lic Fee for SPM software managed and used by Building Section Unit.
5540810	Civic Centre Refurbishment	Cap Exp	2,018,997		(1,018,997)	Reduce scope for this project as per Council Resolution dated 11 November 2014.
5641784	741 Victoria Road	Cap Exp			(150,000)	50% project cost will be funded by Loan.
5641784	741 Victoria Road	Cap Exp			300,000	50% project cost will be funded by Investment Property Reserve and 50% project cost will be funded by Loan.
5641785	33-35 Blaxland Road	Cap Exp			(125,000)	50% project cost will be funded by Loan.
5641785	33-35 Blaxland Road	Cap Exp			250,000	50% project cost will be funded by Investment Property Reserve and 50% project cost will be funded by Loan.
5540810	Civic Centre Refurbishment	From Res	(1,845,160)		1,018,997	Reduce scope for this project as per Council Resolution dated 11 November 2014.
5641784	741 Victoria Road	From Res			(150,000)	50% project cost will be funded by Investment Property Reserve.
5641785	33-35 Blaxland Road	From Res			(125,000)	50% project cost will be funded by Investment Property Reserve.
<b>Total Property Portfolio program</b>					<b>15,700</b>	

## Appendix B – 2014/15 Quarterly Changes Report

			<i>Approved Budget 2014/2015</i>	<i>Actual 2014/2015</i>	<i>Proposed Changes 2014/2015</i>	<i>Comments</i>
<b>Roads program</b>						
54002	Maint - Roads	Op Exp	4,752,870	82,218	(6,877)	Moved from Roads Maintenance Program to Maintenance Pavements Program.
54118	Maint - Pavements	Op Exp	(6,877)	62,403	6,877	Moved from Roads Maintenance Program to Maintenance Pavements Program.
<b>Total Roads program</b>						
<b>Paths and Cycleways program</b>						
4711559	Driveway Levels	Op Inc		(84,279)	(100,000)	Reallocation of budget - transfer budget to Traffic & Transport program.
4753003	Oper - Footpaths & Nature Strips	Op Exp	324,860		15,000	Additional funds required for cleaning & repairs of War Memorial.
<b>Total Paths and Cycleways program</b>					<b>(85,000)</b>	
<b>GRAND TOTAL</b>					<b>725,741</b>	



## Appendix C – Consolidated Income and Expenditure Estimates 2014/15

<b>PROJECTED OPERATING RESULT</b>	<b>Original Budget 2014/2015 \$'000</b>	<b>C/Over Budget 2014/2015 \$'000</b>	<b>TOTAL Original Budget 2014/2015 \$'000</b>	<b>Sep Changes 2014/2015 \$'000</b>	<b>Dec Changes 2014/2015 \$'000</b>	<b>Mar Changes 2014/2015 \$'000</b>	<b>Jun Carryovers 2014/2015 \$'000</b>	<b>Jun Changes 2014/2015 \$'000</b>	<b>PROPOSED Budget 2014/2015 \$'000</b>	<b>ACTUAL YTD 2014/2015 \$'000</b>
<b>OPERATING REVENUE</b>										
Rates & Annual Charges	66,100		66,100						66,100	66,485
User Charges & Fees	14,825		14,825	(187)	185				14,824	9,748
Interest	3,347		3,347	941					4,288	2,759
Other Operating Revenue	7,061		7,061	59	155				7,274	4,946
Operating Grants & Contributions	6,563	14	6,577	182	5				6,765	4,024
<b>TOTAL OPERATING REVENUE</b>	<b>97,897</b>	<b>14</b>	<b>97,911</b>	<b>995</b>	<b>346</b>				<b>99,252</b>	<b>87,961</b>
<b>OPERATING EXPENSES</b>										
Employee Costs	42,666		42,666	(2,524)	(25)				40,117	21,146
Materials & Contracts	26,654	1,346	27,999	103	620				28,723	10,842
Borrowing Costs	234		234						234	152
Other Operating Expenses	17,224		17,224	66	20				17,311	8,055
<b>TOTAL OPERATING EXPENSES</b>	<b>86,778</b>	<b>1,346</b>	<b>88,124</b>	<b>(2,354)</b>	<b>616</b>				<b>86,385</b>	<b>40,196</b>
<b>Operating Result Before Capital Amounts</b>	<b>11,119</b>	<b>(1,332)</b>	<b>9,787</b>	<b>3,350</b>	<b>(270)</b>				<b>12,867</b>	<b>47,765</b>
Capital Grants & Contributions	424	1,427	1,850	4,806	16,458				23,115	20,959
In-kind Contributions										1
Net Gain / (Loss) on Disposal of Assets										965
<b>Total Capital Income</b>	<b>424</b>	<b>1,427</b>	<b>1,850</b>	<b>4,806</b>	<b>16,458</b>				<b>23,115</b>	<b>21,925</b>
<b>Operating Result Before Depreciation</b>	<b>11,543</b>	<b>95</b>	<b>11,638</b>	<b>8,156</b>	<b>16,189</b>				<b>35,982</b>	<b>69,691</b>
Depreciation & Impairment	15,088		15,088						15,088	1,272
<b>Operating Result</b>	<b>(3,545)</b>	<b>95</b>	<b>(3,450)</b>	<b>8,156</b>	<b>16,189</b>				<b>20,894</b>	<b>68,419</b>

## Appendix C – Consolidated Income and Expenditure Estimates 2014/15

	<i>Original Budget 2014/2015 \$'000</i>	<i>C/Over Budget 2014/2015 \$'000</i>	<i>TOTAL Original Budget 2014/2015 \$'000</i>	<i>Sep Changes 2014/2015 \$'000</i>	<i>Dec Changes 2014/2015 \$'000</i>	<i>Mar Changes 2014/2015 \$'000</i>	<i>Jun Carryovers 2014/2015 \$'000</i>	<i>Jun Changes 2014/2015 \$'000</i>	<i>PROPOSED Budget 2014/2015 \$'000</i>	<i>ACTUAL YTD 2014/2015 \$'000</i>
<b>PROJECTED FUNDING</b>										
<b>OPERATING RESULT</b>	(3,545)	95	(3,450)	8,156	16,189				20,894	68,419
Funding										
ADD (Non-Cash) - Depreciation	15,088		15,088						15,088	1,272
ADD (Non-Cash) - ELE Accruals										
ADD (Non-Cash) - Interest on Security Deposits - Accruals										
ADD Book Value of Assets Disposed	925		925	924					1,849	351
<b>Cash Available to Fund Capital Expenditure</b>	<b>12,468</b>	<b>95</b>	<b>12,563</b>	<b>9,080</b>	<b>16,189</b>				<b>37,831</b>	<b>70,041</b>
<b>CAPITAL EXPENDITURE</b>										
Community Life	4,621	4,428	9,049	1,683	64				10,796	4,211
Environment & Planning	3,075	171	3,246		164				3,410	696
Public Works	14,761	1,295	16,056	2,260	(544)				17,772	7,442
Corporate Services	1,714	1,247	2,961	199	(1,156)				2,004	592
<b>TOTAL CAPITAL EXPENDITURE</b>	<b>24,171</b>	<b>7,141</b>	<b>31,312</b>	<b>4,141</b>	<b>(1,472)</b>				<b>33,981</b>	<b>12,941</b>
<b>Cash Flow to Fund</b>	<b>(11,703)</b>	<b>(7,046)</b>	<b>(18,749)</b>	<b>4,938</b>	<b>17,661</b>				<b>3,850</b>	<b>57,101</b>
<b>Financed by:</b>										
Opening Working Capital	4,110	(45)	4,065						4,065	4,065
<b>Borrowings</b>										
New Borrowings	1,500		1,500		275				1,775	
Less: Loan Repayments	(885)		(885)						(885)	(421)
Net Loan Funds (Payments/Receipts)	615		615		275				890	(421)
<b>Reserves</b>	10,345	7,046	17,391	(4,510)	(18,662)				(5,781)	(5,364)
<b>Closing Working Capital</b>	<b>3,367</b>	<b>(45)</b>	<b>3,322</b>	<b>428</b>	<b>(726)</b>				<b>3,024</b>	<b>55,380</b>
<b>Net change in Working Capital</b>	<b>743</b>		<b>743</b>	<b>(428)</b>	<b>726</b>				<b>1,041</b>	<b>(51,315)</b>