

# Quarterly Review Report



**Four Year Delivery Plan 2016 – 2020**  
including One Year Operational Plan 2016/17

**Quarter Four**  
**April – June 2017**

 **City of Ryde**  
Lifestyle and opportunity @ your doorstep

# Contents

<b>General Manager's Overview</b>	04
<b>Outcome Summaries</b>	12
<b>A City of Liveable Neighbourhoods</b>	13
<b>A City of Wellbeing</b>	17
<b>A City of Prosperity</b>	21
<b>A City of Environmental Sensitivity</b>	25
<b>A City of Connections</b>	30
<b>A City of Harmony and Culture</b>	35
<b>A City of Progressive Leadership</b>	38
<b>Projects by Program</b>	42
Open Space, Sport and Recreation Program	42
Roads Program	47
Property Portfolio Program	49
Catchment Program	51
Centres and Neighbourhood Program	53
Library Program	56
Governance and Civic Program	58

Customer and Community Relations Program	60
Community and Cultural Program	62
Risk Management Program	64
Paths and Cycleways Program	65
Environmental Program	67
Strategic City Program	69
Land Use Planning Program	71
Traffic and Transport Program	73
Economic Development Program	77
Organisational Development Program	79
Foreshore Program	80
Regulatory Program	82
Waste and Recycling Program	84
Internal Corporate Services Program	86

## Appendices

Appendix A – Reserve Listing Report
Appendix B – 2016/17 Quarterly Changes Report
Appendix C– Consolidated Income and Expenditure Estimates 2016/17

## General Manager's Overview

### Quarterly Overview

This Quarterly Review reports on the progress towards the achievement of the City of Ryde's Delivery Plan 2016-2020 including One Year Operational Plan 2016/17 as at 30 June 2017. Council monitors the progress of the Operational Plan on a quarterly basis, with the report highlighting Council's performance against key indicators and the planned projects.

As a result of the June Quarterly Review, Council's available Working Capital is projected to increase to \$4.85 million.

The June Quarterly Review also updates Council's list of Carryovers from 2016/17 financial year to the 2017/18 financial year. This has resulted in the Carryovers approved by Council at its meeting on 28 June 2017, of \$12.52 million, increasing to \$12.59 million, noting that \$6 million in this list, relates to the park in Waterloo Road, Macquarie Park.

It should also be noted that the summary of Council's actual result to budget is not Council's final position, as it is still subject to audit. Council's draft Financial Statements for 2016/17 will be provided to Council at its meeting on Tuesday 22 August 2017.

This report demonstrates Council's commitment to complete the majority of planned projects in our 2016/17 Operational Plan. In total there were 123 Capital and Non Capital projects, which had an end date of 30 June 2017. The 123 projects are made up of our 2016/17 Operational Plan projects, new projects added throughout the year by Council resolution and projects carried over into this year from 2015/16. Of those projects, 64 were completed with a further 32 projects that were on track to be completed, now proposed to be carried over due to various factors such as weather, or are multiple year projects, eight projects were cancelled, with three projects relating to the proposed merger. Five projects were deferred and four not started. There are 10 projects identified as action required in this report and each of these, has a detailed comment as to the reason for the delay.

The following summary below is provided on the key components of Council's Operational Plan 2016/17 and is supported by detailed information in the appendices.



## Financial Position

Following this quarter's budget review as stated, Council's financial position has improved with a net increase of \$2.54 million in Council's Operating Surplus. A majority of this increase relates to Section 94 contributions received (\$2.13 million) and 2017/18 Financial Assistant Grant received in 2016/17. The additional Section 94 contribution and Financial Assistant Grant received will be transferred to Reserves as part of June Review.

The Capital Works Program, YTD, is at approximately 98.04% net financially, excluding contributed assets.

Operating expenses, YTD, are within 5.02% (favourable) of the budgeted amounts, which is a good result.

Operating Income (Base Budget and Non-Capital & Capital Income) is projected to increase by \$2.34 million (1.66%) and Operating Expenses are projected to decrease by \$0.20 million (-0.21%), a net increase in Operating Surplus of \$2.54 million to \$47.90 million. This is an excellent result given the tight revenue base from which we are operating.

Council had budgeted to undertake \$45.83 million of capital works. This is projected to increase by another \$0.21 million. This will give a total capital works budget of \$46.05 million.

## Base Budget

Base Budget Income is projected to increase by \$1.66 million to \$116.44 million, while Base Budget Expenses are maintained at \$91.64 million, giving a net projected increase in the Base Budget Surplus of \$1.66 million (7.16%).

## Non-Capital Budget

Non-Capital Expenses are projected to decrease by \$0.20 million to \$3.09 million, giving a net projected decrease in net Non-Capital Expenditure of \$0.24 million (-7.99%).

## Capital Budget

Capital Income is projected to increase by \$0.64 million to \$25.82 million, while Capital Expenses are projected to increase by \$0.21 million to \$46.05 million, giving a net projected reduction in net Capital Expenditure of \$0.43 million.

## Reserve Movements

The net movement of Reserves was budgeted to be a net transfer from reserves of \$0.60 million for works carried over plus funding other works. This is projected to have a net increase of \$2.29 million to reserves to a total of \$1.69 million transfer to reserves.

## Financial Position Overview

(\$'000)	Original Budget 2016/17	Carryover Budget 2016/17	Previously Approved Changes	Revised Budget 2016/17	Proposed Changes 2016/17	Projected Budget 2016/17	Actual YTD 2016/17	Budget YTD 2016/17	% Variance
<b>Base</b>									
Income	(109,509)		(5,269)	(114,779)	(1,658)	(116,437)	(119,184)	(114,779)	3.84%
Expenditure <sup>1</sup>	93,011	1,201	(2,577)	91,635		91,635	87,871	91,635	-4.11%
<b>Net</b>	<b>(16,499)</b>	<b>1,201</b>	<b>(7,846)</b>	<b>(23,144)</b>	<b>(1,658)</b>	<b>(24,802)</b>	<b>(31,312)</b>	<b>(23,144)</b>	<b>35.29%</b>
<b>Non-Capital</b>									
Income		(137)	(199)	(336)	(35)	(372)	(313)	(336)	-6.86%
Expenditure	4,697	967	(2,375)	3,289	(201)	3,088	2,283	3,289	-30.59%
<b>Net</b>	<b>4,697</b>	<b>830</b>	<b>(2,574)</b>	<b>2,952</b>	<b>(236)</b>	<b>2,717</b>	<b>1,970</b>	<b>2,952</b>	<b>-33.29%</b>
<b>Capital</b>									
Income	(6,058)	(1,228)	(17,891)	(25,177)	(642)	(25,819)	(25,892)	(25,177)	2.84%
Expenditure	38,435	15,944	(8,545)	45,834	211	46,046	45,141	45,834	-1.51%
<b>Net</b>	<b>32,377</b>	<b>14,716</b>	<b>(26,436)</b>	<b>20,657</b>	<b>(430)</b>	<b>20,227</b>	<b>19,249</b>	<b>20,657</b>	<b>-6.82%</b>
Reserve Movement	<b>(19,926)</b>	<b>(16,748)</b>	<b>36,072</b>	<b>(602)</b>	<b>2,286</b>	<b>1,685</b>	<b>6,242</b>	<b>(602)</b>	<b>-1137.75%</b>
<b>Other Items</b>									
Book Value of Assets	(900)			(900)		(900)	(1,325)	(900)	
Advances									
Loan Proceeds	(350)		200	(150)		(150)		(150)	-100.00%
Loan Repayments	887			887		887	865	887	-2.54%
<b>Total Other Items</b>	<b>(363)</b>		<b>200</b>	<b>(163)</b>		<b>(163)</b>	<b>(461)</b>	<b>(163)</b>	<b>182.93%</b>
<b>Net Change In Working Capital</b>	<b>285</b>	<b>(0)</b>	<b>(584)</b>	<b>(299)</b>	<b>(38)</b>	<b>(337)</b>	<b>(4,313)</b>	<b>(299)</b>	<b>1342.94%</b>





<sup>1</sup> Excluding depreciation







## Progress against Indicators

Our performance indicators help to provide a snapshot of the organisation's health. Corporate indicators focus on major areas across the whole organisation and program indicators track how we are delivering on specific elements within each of the 21 programs outlined in our Delivery Program 2016-2020 including our One Year Operational Plan 2016/17.

### Corporate Indicators

As identified in the table below, all the corporate indicators are, with the exception of five, on track.

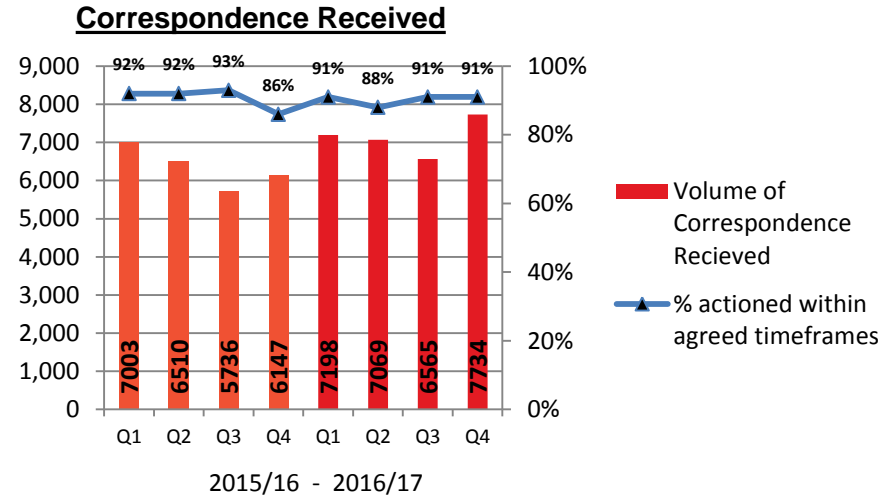
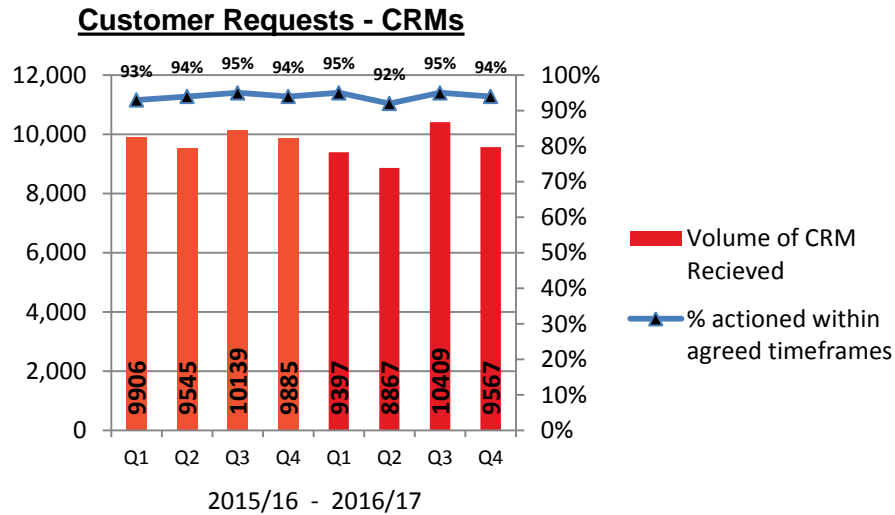
Key:  On track  Action required  Complete  Not started

Measure	Performance Indicator	2016/17 Target	Quarterly Result	2016/17 Annual Result	Status	Comments
Customer Satisfaction	Improvement in the Customer Satisfaction Index obtained from annually surveying our customers	>=84%	NA	73%		
Responsiveness to customer requests	% customer requests actioned within agreed timeframes (currently 10 working days )	>= 90%	94%	89%		
Responsiveness to customer requests	% of inward correspondence actioned within agreed timeframes (currently 10 working days )	>= 90%	91%	91%		
Effective complaints handling	% of Tier One and Two Complaints resolved within agreed standards	= 100%	100%	84%		
Base Budget management	% variance of YTD approved base budget Income as at last quarter (That you are not more than 2% under your approved Base Budget Income)	>= -2%	NA	3%		
Base Budget management	% variance of YTD approved Base Budget Expenditure as at last quarter (That you are not more than 2% over your approved Base Budget Expenditure)	<= 2%	NA	5%		



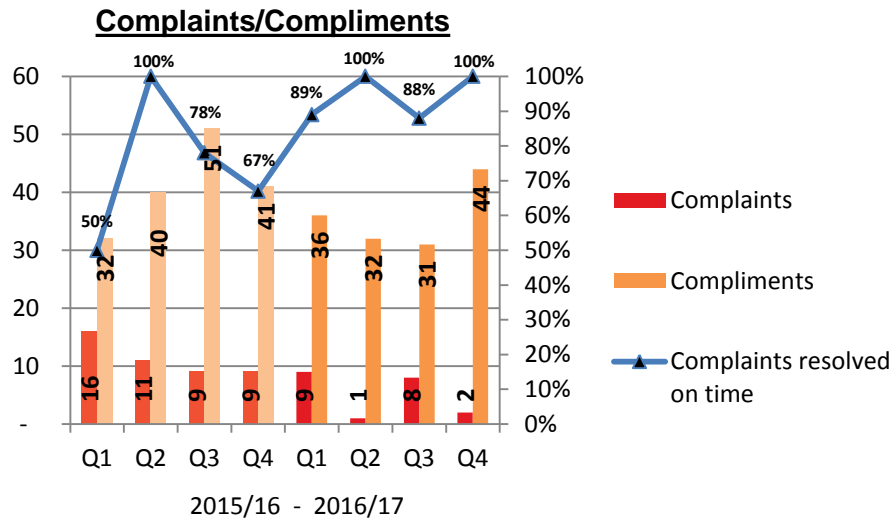
Measure	Performance Indicator	2016/17 Target	Quarterly Result	2016/17 Annual Result	Status	Comments
Projects are well managed	% project milestones completed on time	>= 90%	76%	77%	✗	
Completion of projects scheduled to finish within the year	% of scheduled projects completed within the year	>=90%	NA	60%	✗	
Projects are well managed	% scheduled projects completed on or under budget	>=85%	NA	85%	✓	
Occupational Health and Safety	Number of LTI days per quarter (reduction from previous quarter)	Q3 = 54 Annual = 259	39	233	✓	
Management of Annual Leave balances in excess of 40 days	Number of staff with annual leave balances of >40 days (reduction from previous quarter)	<=37	NA	30	✓	
Risk Management	% of internal audit recommendations implemented within agreed timeframes	= 100%	88%	92%	✗	

The following corporate indicators met the target this quarter, noting that the organisation will be working to improve further or maintain this result at the next quarter:-



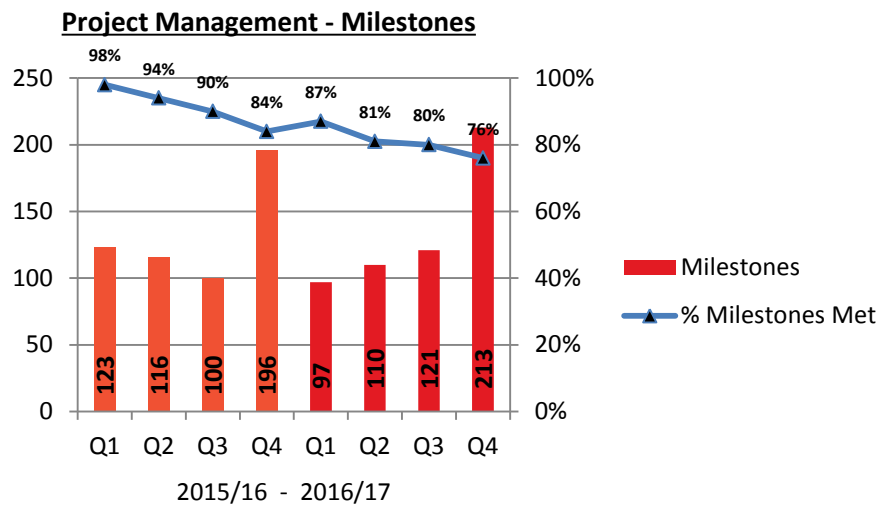
We have maintained our high response rate to customer requests. Our result was 94% for requests actioned within agreed timeframes. This is above our target of 90% and continues our trend of achieving over the target again highlights our continued commitment to excellent customer service.

Our responsiveness to inward correspondence result was maintained. Our result was 91% which is just above our target of 90% but still on trend of achieving on or around 90%.



Our handling of complaints indicator increased back to 100% this quarter against our target of 100%. Again it is pleasing to see that the number of compliments Council received far outnumbers the number of complaints.

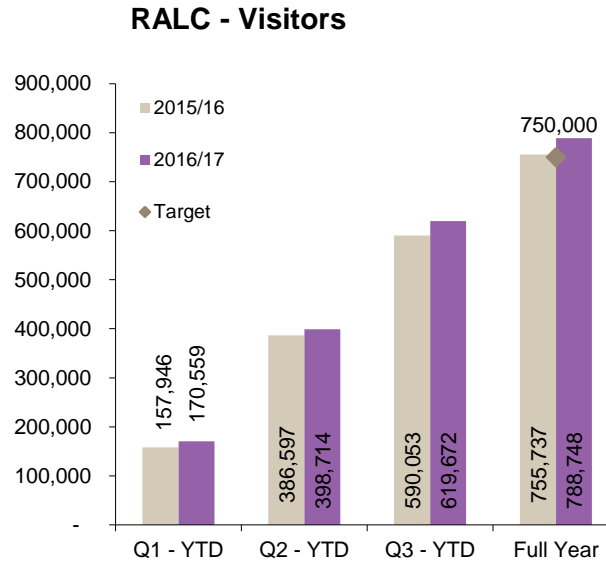
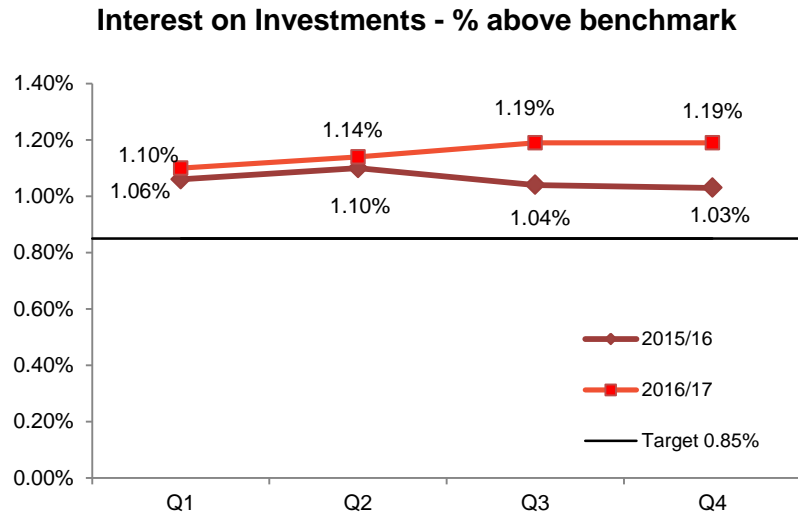
The corporate indicators which have not met target this quarter and where we will look for an improvement on next quarter are:-



We had a decrease of 4% in our number of milestones met on time indicator in Q4, with a result of 76% against our target of 90%. This measure is only for milestones scheduled in Q4 and of the 213 milestones scheduled, 162 were met on time.

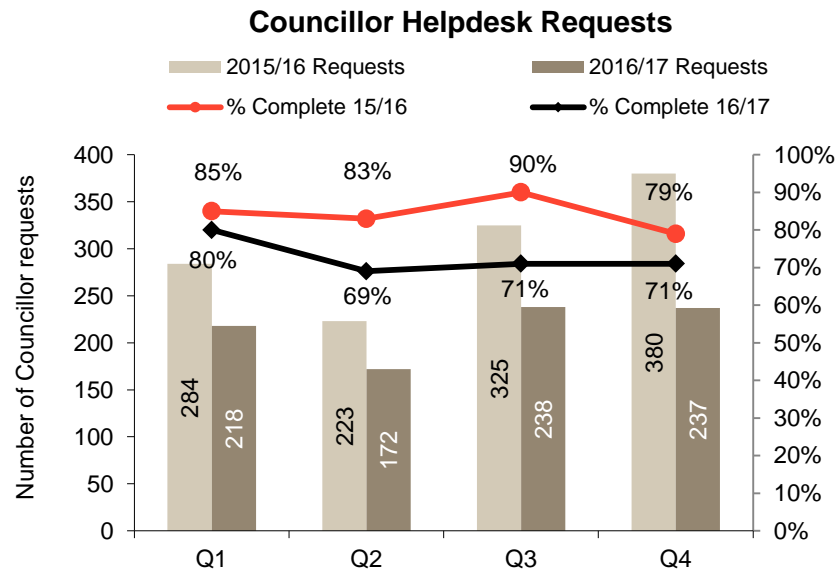
## Program Indicators

I would like to draw particular attention to the following areas of Council where performance has improved against previous trends or targets:



Council's investments still continue to exceed the investment benchmark even better than the previous year. With the cash rate at an historical low we have been doing well to hold our returns at this level.

Visitor numbers to the RALC have continued to be stronger than last year. There was a four percent increase on last year and there was also a 27% percent increase from previous quarter. This is a positive result and exceeded our annual target of 750,000 patrons by 38,748.



Although the number of councillor requests responded to is below the target of 90% it is pleasing to see an increase in this indicator maintained at 71%. We will look to improve on this result further next year.

I welcome any feedback on this Quarterly Review Report and would appreciate any comments or suggested improvements.

Regards

George Dedes  
A/General Manager



# Outcome Summaries

City of **Liveable Neighbourhoods**|  
City of **Wellbeing**| City of **Prosperity**|  
City of **Environmental Sensitivity**|  
City of **Connections**| City of **Harmony  
and Culture**| City of **Progressive  
Leadership**|

# A City of Liveable Neighbourhoods

A range of well-planned clean and safe neighbourhoods, and public spaces, designed with a strong sense of identity and place.

Goal One	Goal Two	Goal Three
All residents enjoy living in clean, safe, friendly and vibrant neighbourhoods	Our community has a strong sense of identity in their neighbourhoods and are actively engaged in shaping them.	Our neighbourhoods thrive and grow through sustainable design, planning and regulation that support community needs

## Financial Position












	Revised Budget 2016/17 (\$'000)	Proposed Changes 2016/17	Projected Budget 2016/17	Actual YTD 2016/17	Budget YTD 2016/17	% Variance
<b>Base</b>						
Income	(5,151)		(5,151)	(5,409)	(5,151)	5.01%
Expenditure	9,234		9,234	8,964	9,234	-2.92%
<b>Net</b>	<b>4,083</b>		<b>4,083</b>	<b>3,555</b>	<b>4,083</b>	<b>-12.93%</b>
<b>Non-Capital</b>						
Income						
Expenditure	262	(21)	241	100	262	-61.81%
<b>Net</b>	<b>262</b>	<b>(21)</b>	<b>241</b>	<b>100</b>	<b>262</b>	<b>-61.81%</b>
<b>Capital</b>						
Income	(2,021)		(2,021)	(2,021)	(2,021)	0.00%
Expenditure	547	5	552	583	547	6.53%
<b>Net</b>	<b>(1,473)</b>	<b>5</b>	<b>(1,469)</b>	<b>(1,438)</b>	<b>(1,473)</b>	<b>-2.42%</b>
Reserve Movement	<b>1,210</b>	<b>16</b>	<b>1,226</b>	<b>(665)</b>	<b>1,210</b>	<b>-155.00%</b>
<b>Other Items</b>						
Book Value of Assets						
Advances						
Loan Proceeds						
Loan Repayments						
<b>Total Other Items</b>						
<b>Net Change In Working Capital</b>	<b>4,082</b>		<b>4,082</b>	<b>1,552</b>	<b>4,082</b>	<b>-61.97%</b>

## Progress against Projects

### Operational Plan Projects for 2016/2017

Key:  On track  Action required  Complete  Not started  Cancelled  Deferred

Program/projects	Status	Comment
<b>Open Space, Sport &amp; Recreation program</b>		
Street Tree Planting Program		
Update Open Space Plans of Management and Site Masterplans		Surveys and base studies have commenced and will continue into 2017/18 - Master plans are scheduled for completion in 2017/18 and it is anticipated final delivery will not be affected by the initial delay in commencing survey work. The surveys completed were Blenheim Park, ELS Hall Park and Gannon Park. Work has commenced on the Parramatta River Parklands Plan of Management. Master Plans to be undertaken will include but not be limited to Meadowbank Park, Gannon Park and ELS Hall Park. These 17/18 activities have been scheduled in accordance with the priorities identified in Council's Sport and Recreation Strategy, adopted in July 2017.
<b>Centres and Neighbourhood program</b>		
Gladesville Clocktower Monument Conservation		
Neighbourhood Centre Renewal		Additional works required in Callaghan and Watts to address issues raised by the community.
Ryde Town Centre Monuments		Funds carried over to complete relocation in 2017/18.
<b>Land Use Planning program</b>		
Affordable Housing - Inclusionary Zoning Testing and Analysis		
Affordable Housing Calculator		Work on Calculator re-scheduled to 2017/18 following completion of Feasibility study and



Program/projects	Status	Comment
		progression of Planning Controls (to be reported to Council August 2017).
Bushfire Mapping System	✓	Project completed under budget. Council engaged the services of a qualified Ecologist to review, ground truth and provide an updated Bushfire Map for which will be used to inform Councils development applications, identify key areas of vulnerability, provide protection and update areas of land management as aligned with Planning for Bushfire Protection, Rural Fire Act 1997 and the Rural Fire Service (RFS) requirements. The study reviewed all sites across Ryde to quantify areas and criteria as set by the RFS to update the previous map and to assist Council in managing these areas to protect community. The assessment reviewed land parcel size, site conditions, proximity to large and small fire run availability and proximity to adjoining lands and community. Information from this mapping will ensure Council meets its legislative obligations and to ensure natural area and community protection.
Section 94 Contribution Plan	↻	



# City of Wellbeing

A healthy and safe community, with all supported throughout their life by services, facilities and people.

Goal One	Goal Two	Goal Three
Our residents are encouraged and supported to live healthy and active lives.	All residents feel supported and cared for in their community through the provision of ample services and facilities.	Residents feel secure and included in an environment where they can connect socially and are supported by their neighbours.

## Financial Position












(\$'000)	Revised Budget 2016/17	Proposed Changes 2016/17	Projected Budget 2016/17	Actual YTD 2016/17	Budget YTD 2016/17	% Variance
<b>Base</b>						
Income	(8,030)		(8,030)	(8,349)	(8,030)	3.96%
Expenditure	16,640		16,640	15,724	16,640	-5.50%
<b>Net</b>	<b>8,609</b>		<b>8,609</b>	<b>7,375</b>	<b>8,609</b>	<b>-14.34%</b>
<b>Non-Capital</b>						
Income	(134)		(134)		(134)	-100.00%
Expenditure	163	(7)	156	3	163	-98.04%
<b>Net</b>	<b>28</b>	<b>(7)</b>	<b>21</b>	<b>3</b>	<b>28</b>	<b>-88.73%</b>
<b>Capital</b>						
Income	(5,093)	(38)	(5,130)	(5,128)	(5,093)	0.70%
Expenditure	3,955	4,236	8,191	9,205	5,055	82.11%
<b>Net</b>	<b>(1,138)</b>	<b>4,199</b>	<b>3,061</b>	<b>4,077</b>	<b>(38)</b>	<b>-10898.06%</b>
Reserve Movement	<b>1,376</b>	<b>(4,192)</b>	<b>(2,816)</b>	<b>(3,447)</b>	<b>276</b>	<b>-1349.53%</b>
<b>Other Items</b>						
Book Value of Assets						
Advances						
Loan Proceeds						
Loan Repayments	263		263	263	263	0.00%
<b>Total Other Items</b>	<b>263</b>		<b>263</b>	<b>263</b>	<b>263</b>	<b>0.00%</b>
<b>Net Change In Working Capital</b>	<b>9,139</b>	<b>(0)</b>	<b>9,139</b>	<b>8,272</b>	<b>9,139</b>	<b>-9.49%</b>

## Progress against Projects

### Operational Plan Projects for 2016/2017

Key:  On track  Action required  Complete  Not started  Cancelled  Deferred

Program/projects	Status	Comment
<b>Open Space, Sport &amp; Recreation program</b>		
Construction of Skate Facilities within City of Ryde		
Development of the Olympic Park Strategic Plan and Master Plan		Tender for consultancy awarded at 23 May 2017 Council meeting. Balance of year one funds carried forward to second year of project.
Passive Parks Improvement and Expansion		Olympic Park, dog off leash project carried over. To be completed Q1.
Playground Construction - Renewal		Mulhall Park Playground Construction Underway, Lynelle Playground works schedule for Q2, delayed due to equipment supply issues.
RALC Asset Renewal		
Sportsfield Floodlighting Expansion		All reports completed, Development Application to be submitted Q1.
Sportsfield Floodlighting Renewal		Lighting Operational on two of the four fields. Works on other two fields carried over due to integration with field renewal works.
Sportsfield Renewal & Upgrade		Drainage works on Meadowbank Fields seven and eight carried over to allow for turf establishment.
Sportsground Amenities Renewal & Upgrade		
Synthetic Sports Surfaces Action Plan Implementation		Consolidated into Synthetic Playing Surfaces Expansion.

### Library program

Program/projects	Status	Comment
Community Buildings Renewals - Libraries	✓	
Digital enhancement for Libraries	✓	
RFID equipment replacement	▶▶	Project deferred, will be completed in 2017/18

### Community and Cultural program

Community Buildings Renewal	✓	As this is a Community Buildings Cluster Project it is envisaged that programs will roll over into the following financial year. With the exception of Willandra house all projects were completed; due to the nature of and the costs associated with Heritage buildings we were unable to complete all the projects associated with this property; this is mainly due to the project having ran out of funding for 2016/17 to complete the additional painting, fencing and stair works- approx. \$ 21000 has been carried over to 17/18- it is envisaged that this project will take a few more years to complete
-----------------------------	---	--



# A City of Prosperity

Creating urban centres which champion business, innovation and technology to stimulate economic growth and local jobs.

Goal One	Goal Two	Goal Three
Our Community and businesses across the city flourish and prosper in an environment of innovation progression and economic growth.	Our city is well-designed and planned to encourage new investment, local jobs and business opportunities.	Macquarie Park is recognised globally and locally as an innovative education and technology hub.

## Financial Position











	Revised Budget 2016/17 (\$'000)	Proposed Changes 2016/17	Projected Budget 2016/17	Actual YTD 2016/17	Budget YTD 2016/17	% Variance
<b>Base</b>						
Income	(16)		(16)	(13)	(16)	-20.37%
Expenditure	1,428		1,428	1,166	1,428	-18.32%
<b>Net</b>	<b>1,412</b>		<b>1,412</b>	<b>1,154</b>	<b>1,412</b>	<b>-18.30%</b>
<b>Non-Capital</b>						
Income	(72)		(72)	(127)	(72)	76.71%
Expenditure	582	(18)	564	416	582	-28.48%
<b>Net</b>	<b>510</b>	<b>(18)</b>	<b>492</b>	<b>289</b>	<b>510</b>	<b>-43.33%</b>
<b>Capital</b>						
Income						
Expenditure	2,247	87	2,334	2,283	2,247	1.60%
<b>Net</b>	<b>2,247</b>	<b>87</b>	<b>2,334</b>	<b>2,283</b>	<b>2,247</b>	<b>1.60%</b>
Reserve Movement	(2,929)	(69)	(2,998)	(763)	(2,929)	-73.96%
<b>Other Items</b>						
Book Value of Assets						
Advances						
Loan Proceeds						
Loan Repayments						
<b>Total Other Items</b>						
<b>Net Change In Working Capital</b>	<b>1,239</b>	<b>0</b>	<b>1,239</b>	<b>2,962</b>	<b>1,239</b>	<b>139.03%</b>

## Progress against Projects

### Operational Plan Projects for 2016/2017

Key:  On track  Action required  Complete  Not started  Cancelled  Deferred

Program/projects	Status	Comment
<b>Open Space, Sport &amp; Recreation program</b>		
Shrimpton's Creek Corridor Embellishment		This is a multi-year project with Community Consultation completed. Creek works commenced and tender process underway for design proposals.
<b>Centres and Neighbourhood program</b>		
Embellishing planting along Waterloo Road		
Multi Function Poles in Macquarie Park		Designs were to be finalised this quarter - Council is awaiting approval from Ausgrid.
Public Domain Upgrade Lane Cove (east)		
Town Centre Upgrade Renewal		
Transport Management Association		
<b>Community and Cultural program</b>		
Macquarie-Ryde Futures - PhD - Social Inclusion and building resilience		University has confirmed candidates.
<b>Strategic City program</b>		
West Ryde Plaza		Sculptures relocated in Q4. Design to be finalised and works to commence in 2017/18.

Program/projects	Status	Comment
<b>Land Use Planning program</b>		
Macquarie-Ryde Futures - PhD - Housing and Community Development (Macquarie Park)	▶▶	University has confirmed candidates.
<b>Economic Development program</b>		
Centres Activation Program (Town and Neighbourhood Centres)	✓	
Economic Development Plan Implementation	✓	
Implementation-Macq Park Marketing Plan	✓	
NBN Feasibility Study Macquarie Park	✓	



# A City of Environmental Sensitivity

Working together as a community to protect and enhance our natural and built environments for the future.

Goal One	Goal Two	Goal Three
Our residents, businesses and visitors collaborate in the protection and enhancement of our natural environment.	To encourage and enable all our residents to live a more environmentally sensitive life.	As we grow, we protect and enhance the natural and built environments for future enjoyment and manage any impacts of climate change.

## Financial Position



	Revised Budget 2016/17 (\$'000)	Proposed Changes 2016/17	Projected Budget 2016/17	Actual YTD 2016/17	Budget YTD 2016/17	% Variance
<b>Base</b>						
Income	(21,799)		(21,799)	(22,072)	(21,799)	1.25%
Expenditure	23,057		23,057	21,378	23,057	-7.28%
<b>Net</b>	<b>1,258</b>		<b>1,258</b>	<b>(694)</b>	<b>1,258</b>	<b>-155.14%</b>
<b>Non-Capital</b>						
Income						
Expenditure	639	(150)	489	403	639	-36.93%
<b>Net</b>	<b>639</b>	<b>(150)</b>	<b>489</b>	<b>403</b>	<b>639</b>	<b>-36.93%</b>
<b>Capital</b>						
Income	(400)	400			(400)	-100.00%
Expenditure	15,507	(4,260)	11,247	9,901	14,407	-31.28%
<b>Net</b>	<b>15,107</b>	<b>(3,860)</b>	<b>11,247</b>	<b>9,901</b>	<b>14,007</b>	<b>-29.31%</b>
Reserve Movement	(13,813)	4,010	(9,803)	(6,697)	(12,713)	-47.32%
<b>Other Items</b>						
Book Value of Assets						
Advances						
Loan Proceeds						
Loan Repayments						
<b>Total Other Items</b>						
<b>Net Change In Working Capital</b>	<b>3,191</b>		<b>3,191</b>	<b>2,913</b>	<b>3,191</b>	<b>-8.71%</b>



## Progress against Projects

### Operational Plan Projects for 2016/2017

Key: On track Action required Complete Not started Cancelled Deferred

Program/projects	Status	Comment
<b>Open Space, Sport &amp; Recreation program</b>		
Flora and Fauna Surveys		Project completed on time and under budget. Autumn and Spring 2016 Flora and Fauna studies were completed for 6 key parks and reserves this year. The 2017 Autumn study has been completed for a further 20 parks and reserves along Upper Buffalo Creek, Kitty's Creek and Terry's Creek with the interim presentation delivered to Bushland Environment and Advisory Committee in June 2017. The Spring 2017 study of these parks and reserves is underway and should be completed during the 2nd quarter of 2017/18.
Park & Open Space Tree Planting Program		Plantings scheduled to be completed Q1 to meet seasonal needs.
Putney Park Bushland Delineation		This is a multi-year project. Stage 1 (16/17) was completed on time and well under budget. This stage was delivered in partnership with Passive Parks Section of Council. The project utilised sandstone to define natural areas and to ensure safe passage to all park users through clearer sight lines. Stage 1 addressed the central area of the park. Other areas of the park aligning with Stage 1 and the Parks Plan of Management will be undertaken in Stage 2 during 2019/20
Terry Creek Walking Trail		This is a multiyear project. Year 1 involved scoping and master planning the project. Year 1 works included site constraint considerations, archaeological and indigenous community consultation. Year 2 will commence on-ground works and will combine soft and hard engineering solutions. This project seeks to upgrade the existing bushland track (about 2km of track) connecting from Epping Rd and adjoining Lane Cove National Park through to Eastwood. The track compliments Parramatta Council's parallel walking trail on the opposite side of the creek and seeks to provide residents with the opportunity to engage with the natural settings of Terry's Creek and promote active recreation linking the National Park.

### Catchment program



Program/projects	Status	Comment
Stormwater Asset Replacement Renewal	✓	Nine of 10 complete, Lawrence St delayed due to rain and carried over. Works anticipated in Q1 2017.
Stormwater Improvement Works Renewal	✗	2 projects carried over are Wattle Lane (works scheduled to commence Q1) and Shepherds Bay outlet which is subject to OEH and VIVA approvals.
<b>Environmental program</b>		
RALC Multi-Purpose Centre - Solar	↻	This is a two year project. Design and scoping was completed in Year 1 (2016/17). A 300KW system is considered optimal for the RALC. Tender process completed and contract has been awarded to Solgen. Installation to commence during quarter 1 of year 2 (2017/18) and commissioning of facility anticipated for completion Q3.
Waste - to - Art	✓	All scheduled milestones were delivered on time and to budget. SWAP 2016 was curated and project managed by external consultant. It was held in conjunction with the City of Ryde's 'Winter Arts Festival' with two other art prizes. A total of 195 entries were received from those who 'work, live or play within the City of Ryde' with 80 works selected for exhibition across areas of Youth Environmental Prize, Junior Youth Environmental Prize, Functional Award Prize, SWAP Open Category and People's Choice categories. The winners in each category were selected by judges within the art and environmental sustainability field as represented by Rhonda Davis, Macquarie University Art Gallery Curator and Sustainable House creator Michael Mobbs. Over 200 members from community and the art scene attended and over 400 visited the exhibition.
<b>Waste and Recycling program</b>		
Porters Creek Precinct	✓	Detailed planning underway and preparation of Development Application package nearing completion.
Community Problem Waste Recycling Centre	✓	Project implemented and completed. Successfully underway Statistical data to be provided by NSROC. This will be completed at the end of July.
Future Focus Home Waste & Sustainability	✓	This year saw 198 signups for the HWSA service with 145 assessments being carried out. During this time 125 customer evaluations were carried out with a return rate of 20%. The Home Waste and Sustainability Advisory Service has completed its fifth year of operation and



Program/projects	Status	Comment
		<p>continues to deliver free advice to Ryde residents that helps customers understand how their home uses energy, water and other resources and live more sustainably. This year the service has had an increase of sign ups applying for the service and a 45% increase in audit participation since last year. This clearly shows there is a growing desire for home sustainability advice and the service City of Ryde are providing. The project is also evaluated annually and results show that overwhelming residents are learning new ways to reduce their waste, water and energy consumption through participating. 95% of all participants are also implementing most or some of the recommendations made during the home assessment.</p>
Old Landfill Sites Subsidence Program	✓	





# A City of Connections

Access and connection to, from and within the City of Ryde. Providing safe, reliable and affordable public and private travel, transport and communication infrastructure.

Goal One	Goal Two	Goal Three
Our residents, visitors and workers are able to easily and safely travel on public transport to, from and within the City of Ryde.	Our community has the option to safely and conveniently drive, park, cycle or walk around their city.	Our residents, visitors, workers and businesses are able to communicate locally and globally.










## Financial Position

	Revised Budget 2016/17 (\$'000)	Proposed Changes 2016/17	Projected Budget 2016/17	Actual YTD 2016/17	Budget YTD 2016/17	% Variance
<b>Base</b>						
Income	(8,996)	(446)	(9,442)	(9,448)	(8,996)	5.02%
Expenditure	10,859		10,859	10,925	10,859	0.61%
<b>Net</b>	<b>1,863</b>	<b>(446)</b>	<b>1,417</b>	<b>1,477</b>	<b>1,863</b>	<b>-20.69%</b>
<b>Non-Capital</b>						
Income	(90)	(25)	(115)	(134)	(90)	48.58%
Expenditure	281	(30)	251	237	281	-15.55%
<b>Net</b>	<b>191</b>	<b>(55)</b>	<b>136</b>	<b>104</b>	<b>191</b>	<b>-45.77%</b>
<b>Capital</b>						
Income	(16,505)	(2,112)	(18,618)	(18,153)	(16,505)	9.98%
Expenditure	15,298	156	15,454	15,467	15,298	1.10%
<b>Net</b>	<b>(1,207)</b>	<b>(1,956)</b>	<b>(3,163)</b>	<b>(2,686)</b>	<b>(1,207)</b>	<b>122.46%</b>
Reserve Movement	1,145	2,457	3,602	3,236	1,145	182.74%
<b>Other Items</b>						
Book Value of Assets						
Advances						
Loan Proceeds						
Loan Repayments						
<b>Total Other Items</b>						
<b>Net Change In Working Capital</b>	<b>1,991</b>		<b>1,991</b>	<b>2,131</b>	<b>1,991</b>	<b>7.05%</b>

## Progress against Projects

### Operational Plan Projects for 2016/2017

Key:  On track  Action required  Complete  Not started  Cancelled  Deferred

Program/projects	Status	Comment
<b>Roads Program</b>		
Bridge Upgrade / Renewal		Contract let and works started, due for completion Qtr1. Funds carried over
Flood Mitigation/Constitution Road Upgrade		
Heavy Patching		
ITS Implementation		ITS report to July Council meeting for adoption. Draft study for North Ryde precinct completed.
Road Kerb Renewal		Of the 12 listings, seven are completed and three substantially finished with works to be completed Q1. Pittwater Rd works deferred to allow for relocation of utilities prior to associated kerb and drainage works. Additional scope will be incorporated into 2018/19 Delivery Plan.
Road Resurfacing Renewal		All listed streets completed.
<b>Centres and Neighbourhood program</b>		
Ped Access & Mobility Plan - Macq Park		Project completion delayed due to rain and site infrastructure issues. Completion of kerb ramps and pedestrian refuge treatments anticipated in July 2017. Carry over noted.
<b>Paths and Cycleways program</b>		
Cycleways Construction - Expansion		
Footpath Construction Expansion		

Program/projects	Status	Comment
Footpath Construction Renewal	✓	
<b>Traffic &amp; Transport program</b>		
Bus Shelters - new	✓	
Bus Stop DDA compliance	✓	
Bus Stop Seats - new	✓	
Car Park Renewal	✓	Works completed for Meadowbank Park carpark
Morrison Road LATM	✓	
PAMP Implementation Works - Central, East and West Wards	✓	44 PAMP improvements actions were completed. 4 were completed with Grant funding assistance. Works included kerb ramp installations and realignment, footpath connections linking strategic pedestrian access routes, upgrading of bus stops for disability inclusion and compliance, pedestrian islands and railings.
Shop Ryder Community Bus Service	✓	Service completed on time and under budget The Shop Ryder transported 46,981 passengers this year. Council received a total of 4 complaints and a customer satisfaction level reporting at over 91%. Council received an equal number of phone calls praising the service and reflected in the survey statistics. The private development transport agreement with Frasers Property and Council, ended on 30 June removing the Putney Hill service route under this agreement. Council has now approved the Shop Ryder as an on-going community bus service.
Traffic Calming Devices	✓	3 black spot projects complete. Progressive implementation of RTC actions complete up to April meeting. ELS Hall parking study deferred to align to sports events. Reviews and designs done for major forthcoming development contributed projects e.g. PAYCE.
Traffic Facilities Khartoum and Waterloo	▶▶	Deferred until after rail shut down. Budget reduced at previous quarter review, small outstanding transaction has occurred.



Program/projects	Status	Comment
Traffic Facilities Renewal	✓	Condition based renewals. Program completed.
<b>Foreshore program</b>		
Seawalls/Retaining Walls Refurbishment	↻	Multiyear project to continue into 2017/18 with additional budget.
<b>Internal Corporate Services program</b>		
Integrated Field Connectivity	↻	Project implementation programmed for Q1 2017 to minimise impact to field staff during end of financial year.



# A City of Harmony & Culture

A welcoming and diverse community, celebrating our similarities and differences, in a vibrant city of culture and learning.

Goal One	Goal Two	Goal Three
Our residents are proud of their diverse community, celebrating their similarities and differences.	People living in and visiting our city have access to an inclusive and diverse range of vibrant community and cultural places and spaces.	Our community is able to learn and grow through a wealth of art, culture and lifelong learning opportunities.

## Financial Position

	Revised Budget 2016/17 (\$'000)	Proposed Changes 2016/17	Projected Budget 2016/17	Actual YTD 2016/17	Budget YTD 2016/17	% Variance
<b>Base</b>						
Income	(1,262)		(1,262)	(1,323)	(1,262)	4.79%
Expenditure	5,395		5,395	5,273	5,395	-2.27%
<b>Net</b>	<b>4,133</b>		<b>4,133</b>	<b>3,950</b>	<b>4,133</b>	<b>-4.43%</b>
<b>Non-Capital</b>						
Income	(40)	(10)	(50)	(52)	(40)	30.74%
Expenditure	211	(8)	203	205	211	-2.73%
<b>Net</b>	<b>171</b>	<b>(19)</b>	<b>152</b>	<b>153</b>	<b>171</b>	<b>-10.56%</b>
<b>Capital</b>						
Income						
Expenditure	473		473	477	473	0.89%
<b>Net</b>	<b>473</b>		<b>473</b>	<b>477</b>	<b>473</b>	<b>0.89%</b>
Reserve Movement	(280)	19	(261)	(249)	(280)	-11.03%
<b>Other Items</b>						
Book Value of Assets						
Advances						
Loan Proceeds						
Loan Repayments						
<b>Total Other Items</b>						
<b>Net Change In Working Capital</b>	<b>4,497</b>		<b>4,497</b>	<b>4,331</b>	<b>4,497</b>	<b>-3.69%</b>

## Progress against Projects

### Operational Plan Projects for 2016/2017

Key: On track Action required Complete Not started Cancelled Deferred

Program/projects	Status	Comment
<b>Library program</b>		
eBook Collection Expansion		
Library Books		Project was completed by end of year
<b>Community and Cultural program</b>		
Hungry for Art		
Ryde Remembers - ANZAC		
<b>Land Use Planning program</b>		
Heritage Grants Scheme		





# A City of Progressive Leadership

A well led and managed city, supported by ethical organisations which deliver projects and services to the community by listening, advocating and responding to their needs.

Goal One	Goal Two	Goal Three
Our city is well led and managed.	The City of Ryde will deliver value for money services for our community and our customers.	Our residents trust their council, feel well informed, heard, valued and involved in the future of their city.









## Financial Position

	Revised Budget 2016/17 (\$'000)	Proposed Changes 2016/17	Projected Budget 2016/17	Actual YTD 2016/17	Budget YTD 2016/17	% Variance
<b>Base</b>						
Income	(69,525)	(1,212)	(70,737)	(72,571)	(69,525)	4.38%
Expenditure	25,910		25,910	25,305	25,910	-2.33%
<b>Net</b>	<b>(43,615)</b>	<b>(1,212)</b>	<b>(44,827)</b>	<b>(47,265)</b>	<b>(43,615)</b>	<b>8.37%</b>
<b>Non-Capital</b>						
Income						
Expenditure	1,151	33	1,184	918	1,151	-20.26%
<b>Net</b>	<b>1,151</b>	<b>33</b>	<b>1,184</b>	<b>918</b>	<b>1,151</b>	<b>-20.26%</b>
<b>Capital</b>						
Income	(1,158)	1,108	(50)	(591)	(1,158)	-49.02%
Expenditure	7,807	(13)	7,794	7,225	7,807	-7.46%
<b>Net</b>	<b>6,649</b>	<b>1,095</b>	<b>7,744</b>	<b>6,634</b>	<b>6,649</b>	<b>-0.22%</b>
Reserve Movement	12,690	45	12,736	14,827	12,690	16.84%
<b>Other Items</b>						
Book Value of Assets	(900)		(900)	(1,325)	(900)	47.26%
Advances						
Loan Proceeds	(150)		(150)		(150)	-100.00%
Loan Repayments	624		624	601	624	-3.62%
<b>Total Other Items</b>	<b>(426)</b>		<b>(426)</b>	<b>(724)</b>	<b>(426)</b>	<b>69.91%</b>
<b>Net Change In Working Capital</b>	<b>(23,551)</b>	<b>(38)</b>	<b>(23,589)</b>	<b>(25,610)</b>	<b>(23,551)</b>	<b>8.74%</b>

## Progress against Projects

### Operational Plan Projects for 2016/2017

Key:  On track  Action required  Complete  Not started  Cancelled  Deferred

Program/projects	Status	Comment
<b>Property Portfolio program</b>		
Commercial Buildings Renewal		
Corporate Buildings Renewals		Project completed. One planned project deferred pending further engineering advice - project may be pursued in Q1.
Development of 33-35 Blaxland Road, Ryde (Argyle Centre)		RFT for Architectural Services called and appointment to be finalised. This work to progress over next quarter. Milestone date adjusted to reflect actual completion of Project Management Plan.
Development of 741-747 Victoria Road (Battery World)		RFT for Architectural Services to be prepared. This work to progress over next quarter.
Operational Buildings Renewal		
<b>Governance and Civic program</b>		
Election 2016		Election to be held September 2017.
<b>Customer and Community Relations program</b>		
Community Forums		
Community Perception Study		To be run in 2017/18.
<b>Strategic City program</b>		



Program/projects	Status	Comment
Review of the Community Strategic Plan	⊘	To be done in 2017/18.
<b>Internal Corporate Services program</b>		
Fit for the Future	⊘	
Fit for the Future Action Plan Implementation	✓	New Resourcing Strategy adopted by council in July 2017.
Information Technology Renewals	✓	
Innovation Fund	⊘	
Merger Costs	⊘	
Office Fitout - North Ryde and Ryde Business Centre	↻	Fitouts completed for both sites. AV system at Ryde Business Centre (Chambers) completed. Potential for further future work on Chambers (not confirmed).
Plant & Fleet Purchases	✓	Annual programme - purchases to be completed during this quarter
Fit for the Future - Strategic Asset Management Capability	✓	



# 1. Open Space, Sport & Recreation program

Developing, delivering, maintaining and managing all our sports, recreation, outdoor, open spaces and natural areas infrastructure, services and facilities.

**Key:** On track Action required Complete Not started Cancelled Deferred

## 1.1. PERFORMANCE INDICATORS

Measure	2016/2017 Target	YTD Progress	Status	Comment
% of project milestones met on time	90%	75%		73 of 97 milestones met.
No. of visitors to RALC	>= 750,000	788,748		Q4 = 169,076
% compliance with pool water bacteriological criteria	= 100%	100%		
No. of user visits participating in organised sport on Council's active open space areas	>= 500,000	518,250		Q4 = 147,750
% capacity of parks/fields booked (capacity based on 8 hour booking per day)	>= 0%	37%		Q4=38%
% community satisfaction with passive parks and playgrounds	>=80%	NA	-	This is a biannual survey that was scheduled to be completed in 2016/17. However, it was moved to the 2017/18 Operational Plan and will be run this financial year.
% community satisfaction with sportsgrounds and ovals	>=75%	NA	-	This is a biannual survey that was scheduled to be completed in 2016/17. However, it was moved to the 2017/18 Operational Plan and will be run this financial year.
% community satisfaction with swimming pools RALC facilities	>=70%	NA	-	This is a biannual survey that was scheduled to be completed in 2016/17. However, it was moved to the 2017/18 Operational Plan and will be run this financial year.
% community satisfaction with protecting the natural	>=66%	NA	-	This is a biannual survey that was scheduled to be completed in 2016/17. However, it was moved to the 2017/18 Operational



Measure	2016/2017 Target	YTD Progress	Status	Comment
environment				Plan and will be run this financial year.
% community satisfaction with tree management Public /Private trees	>=45%	NA	-	This is a biannual survey that was scheduled to be completed in 2016/17. However, it was moved to the 2017/18 Operational Plan and will be run this financial year.
% community satisfaction with passive parks and playgrounds	>=80%	NA	-	This is a biannual survey that was scheduled to be completed in 2016/17. However, it was moved to the 2017/18 Operational Plan and will be run this financial year.

## 1.2. BASE BUDGET

	YTD Budget \$	YTD Actual \$	Comment
Income	(6,874)	(7,073)	
Expense	14,714	14,009	
<b>Total Base Budget</b>	<b>7,839</b>	<b>6,937</b>	

## 1.3. PROJECTS

Approved Projects	2016/2017 Budget \$	YTD Actual \$	Status	Comment
Sportsfield Floodlighting Renewal	326,917	394,224	✘	Lighting Operational on 2 of the 4 fields. Works on other 2 fields carried over due to integration with field renewal works.
Sportsfield Renewal & Upgrade	1,892,286	1,937,994	✔	Drainage works on Meadowbank Fields 7 and 8 carried over to allow for turf establishment.
RALC Asset Renewal	132,568	131,041	✔	

Approved Projects	2016/2017 Budget \$	YTD Actual \$	Status	Comment
Sportsground Amenities Renewal & Upgrade	240,000	236,233	✓	
Playground Construction - Renewal	526,049	552,130	🔄	Mulhall Park Playground Construction Underway, Lynelle Playground works schedule for Q2, delayed due to equipment supply issues.
Sportsfield Floodlighting Expansion	50,000	39,899	✓	All reports completed, Development Application to be submitted Q1.
Passive Parks Improvement and Expansion	353,250	353,733	🔄	Olympic Park, dog off leash project carried over. To be completed Q1.
Development of the Olympic Park Strategic Plan and Master Plan	10,000	3,085	🔄	Tender for consultancy awarded at 23 May 2017 Council meeting. Balance of year one funds carried forward to second year of project.
Street Tree Planting Program	50,000	71,554	✓	
Park & Open Space Tree Planting Program	50,000	27,659	✗	Plantings scheduled to be completed Q1 to meet seasonal needs.
Shrimptons Creek Corridor Embellishment	100,000	149,886	🔄	Community Consultation completed. Creek works commenced and tender process underway for design proposals.
Putney Park Bushland Delineation	100,000	54,533	✓	This is a multi-year project. Stage 1 (2016/17) was completed on time and well under budget. This stage was delivered in partnership with Passive Parks Section of Council. The project utilised sandstone to define natural areas and to ensure safe passage to all park users through clearer sight lines. Stage 1 addressed the central area of the park. Other areas of the park aligning with Stage One and the Parks Plan of Management will be undertaken in Stage Two during 2019/20.

Approved Projects	2016/2017 Budget \$	YTD Actual \$	Status	Comment
Update Open Space Plans of Management and Site Masterplans	100,000	98,788	✘	Surveys and base studies have commenced and will continue into 2017/18 - Master plans are scheduled for completion in 2017/18 and it is anticipated final delivery will not be affected by the initial delay in commencing survey work. The surveys completed were Blenheim Park, ELS Hall Park and Gannon Park. Work has commenced on the Parramatta River Parklands Plan of Management. Master Plans to be undertaken will include but not be limited to Meadowbank Park, Gannon Park and ELS Hall Park. These 17/18 activities have been scheduled in accordance with the proprieties identified in Council's Sport and Recreation Strategy, adopted in July 2017.
Terry Creek Walking Trail	45,000	23,623	✔	This is a multiyear project. Year One involved scoping and master planning the project. Year One works included site constraint considerations, archaeological and indigenous community consultation. Year Two will commence on-ground works and will combine soft and hard engineering solutions. This project seeks to upgrade the existing bushland track (about 2km of track) connecting from Epping Rd and adjoining Lane Cove National Park through to Eastwood. The track compliments Parramatta Council's parallel walking trail on the opposite side of the creek and seeks to provide residents with the opportunity to engage with the natural settings of Terry's Creek and promote active recreation linking the National Park.
Construction of Skate Facilities within City of Ryde	40,000	52,999	↻	
Synthetic Sports Surfaces Action Plan Implementation	0	0	⊘	Consolidated into Synthetic Playing Surfaces Expansion.

New Projects	2016/2017 Budget \$	YTD Actual \$	Status	Comment
--------------	------------------------	------------------	--------	---------





New Projects	2016/2017 Budget \$	YTD Actual \$	Status	Comment
Synthetic Playing Surfaces Expansion	4,352,106	4,210,774		This is a multi-year project. ELS Hall Park #1 completed. Christie Park works underway, scheduled for completion in Q2, 2017/18.


Carryover Projects	2016/2017 Budget \$	YTD Actual \$	Status	Comment
Protecting Biodiversity in Ryde	50,580	25,008		Project completed under budget. Project involved engagement of Consultant to review all Natural Areas across Ryde to develop a plan for protection for flora and fauna. The Plan worked with Council stakeholders and the Bushland and Environment Committee to present findings and informs the Plans direction. The Plan has provided Council a framework and recommendations to implement over the coming years to protect natural areas working across all key stakeholder groups. Final adoption of the Protecting Biodiversity in Ryde Plan was in December 2016. The implementation phase of the Plan has commenced and will address high and medium priorities over the next 4 years for protection of areas.
ELS Hall Park #1 - Synthetic Surface	0	0		Consolidated into Synthetic Playing Surfaces Expansion.
Implementation of Children Play Plan -P2	641,818	606,145		Elouera Reserve playground in progress to be completed Q2.
Flora and Fauna Surveys	43,500	39,640		Project completed on time and under budget. Autumn and Spring 2016 Flora and Fauna studies were completed for 6 key parks and reserves this year. The 2017 Autumn study has been completed for a further 20 parks and reserves along Upper Buffalo Creek, Kitty's Creek and Terry's Creek with the interim presentation delivered to Bushland Environment and Advisory Committee in June 2017. The Spring 2017 study of these parks and reserves is underway and should be completed during the





Carryover Projects	2016/2017 Budget \$	YTD Actual \$	Status	Comment
2nd quarter of 2017/18.				
Macquarie Park, Waterloo Rd	0	0	⊖	
Brush Farm Park Signage	14,306	8,662	✓	
Marsfield Park - Cricket Wicket	240,000	212,431	✓	
Review of Sport and Recreation Plan	18,266	100	✓	Sport and Rec Plan adopted July 2017.
Review of Plans of Management	4,567	2,336	✓	

## 2. Roads Program

Managing and maintaining our roads, bridges and retaining walls.

**Key:**  On track  Action required  Complete  Not started  Cancelled  Deferred


### 2.1. PERFORMANCE INDICATORS

Measure	2016/2017 Target	YTD Progress	Status	Comment
% of project milestones met on time	90%	80%		65 of 81 milestones met.
% of road pavement network that are condition level 4 or better	93%	95%		
% community satisfaction with maintaining local roads	>=51%	NA	-	This is a biannual survey that was scheduled to be completed in 2016/17. However, it was moved to the 2017/18 Operational Plan and will be run this financial year.

### 2.2. BASE BUDGET

	YTD Budget \$	YTD Actual \$	Comment
Income	(2,499)	(2,899)	
Expense	3,576	3,661	
<b>Total Base Budget</b>	<b>1,077</b>	<b>762</b>	

### 2.3. PROJECTS

Approved Projects	2016/2017 Budget \$	YTD Actual \$	Status	Comment
Road Resurfacing Renewal	5,320,990	5,381,076		

Approved Projects	2016/2017 Budget \$	YTD Actual \$	Status	Comment
Road Kerb Renewal	2,987,150	3,684,532	✗	Of the 12 listings, seven are completed and three substantially finished with works to be completed Q1. Pittwater Rd works deferred to allow for relocation of utilities prior to associated kerb and drainage works. Additional scope will be incorporated into 2018/19 Delivery Plan.
Bridge Upgrade / Renewal	80,000	79,761	✓	Contract let and works started, due for completion Q1. Funds carried over.
Heavy Patching	265,560	303,204	✓	
Flood Mitigation/Constitution Road Upgrade	300,000	306,481	↻	
ITS Implementation	100,000	84,980	✓	ITS report to July Council meeting for adoption. Draft study for North Ryde precinct completed.

### 3. Property Portfolio program

Developing, managing and maintaining our portfolio of corporate, commercial and civic properties.

**Key:** ✔ On track ✘ Action required ✓ Complete ⊖ Not started ⊘ Cancelled ▶ Deferred

#### 3.1. PERFORMANCE INDICATORS

Measure	2016/2017 Target	YTD Progress	Status	Comment
% of project milestones met on time	90%	86%	✓	12 of 14 milestones met.
% of Nett return on all commercial properties	TBD	NA	-	A new indicator has been developed and was included in the 2017-2021 Delivery Plan. Will be reported next financial year.

#### 3.2. BASE BUDGET

	YTD Budget \$	YTD Actual \$	Comment
Income	(2,387)	(2,294)	
Expense	5,920	5,287	
<b>Total Base Budget</b>	<b>3,532</b>	<b>2,992</b>	

#### 3.3. PROJECTS

Approved Projects	2016/2017 Budget \$	YTD Actual \$	Status	Comment
Corporate Buildings Renewals	40,000	24,498	✓	Project completed. One planned project deferred pending further engineering advice - project may be pursued in Q1.
Commercial Buildings Renewal	100,000	69,940	✓	



Approved Projects	2016/2017 Budget \$	YTD Actual \$	Status	Comment
Operational Buildings Renewal	50,000	52,805	✓	
Development of 741-747 Victoria Road (Battery World)	100,000	15,000	↻	RFT for Architectural Services to be prepared. This work to progress over next quarter.
Development of 33-35 Blaxland Road, Ryde (Argyle Centre)	200,000	160,474	↻	RFT for Architectural Services called and appointment to be finalised. This work to progress over next quarter. Milestone date adjusted to reflect actual completion of Project Management Plan.

Carryover Projects	2016/2017 Budget \$	YTD Actual \$	Status	Comment
Property Strategy Plan	78,215	47,253	↻	Property Strategy completed and endorsed by Council. Strategy and associated actions now being implemented.
Ryde Civic Hub - International Design Competition	796,243	718,727	↻	
Civic Centre- Essential Renewal	161,763	7,410	✓	
West Ryde Community Facility - Project Management	178,667	161,973	✓	




## 4. Catchment program

Managing, monitoring and maintaining water quality and reuse, our stormwater and natural waterways.

**Key:**  On track  Action required  Complete  Not started  Cancelled  Deferred

### 4.1. PERFORMANCE INDICATORS

Measure	2016/2017 Target	YTD Progress	Status	Comment
% of project milestones met on time	90%	90%		26 of 29 milestones met.
% of stormwater assets that are condition level 4 or better	90%	99%		
% of monitored waterways that meet the Aquatic Stream health index	N/A	N/A	-	
% community satisfaction with stormwater management	Baseline Year	NA	-	This is a biannual survey that was scheduled to be completed in 2016/17. However, it was moved to the 2017/18 Operational Plan and will be run this financial year.

### 4.2. BASE BUDGET

	YTD Budget \$	YTD Actual \$	Comment
Income	(24)	(155)	
Expense	2,117	2,065	
<b>Total Base Budget</b>	<b>2,094</b>	<b>1,910</b>	



#### 4.3. PROJECTS

Approved Projects	2016/2017 Budget \$	YTD Actual \$	Status	Comment
Stormwater Asset Replacement Renewal	1,366,836	1,166,545	✓	Nine of 10 complete, Lawrence St delayed due to rain and carried over. Works anticipated in Q1 2017.
Stormwater Improvement Works Renewal	1,347,571	1,489,432	✗	2 projects carried over are Wattle Lane (works scheduled to commence Q1) and Shepherds Bay outlet which is subject to OEH and VIVA approvals.

Carryover Projects	2016/2017 Budget \$	YTD Actual \$	Status	Comment
Gladesville Litter Reduction Project	162,486	138,429	✓	





## 5. Centres and Neighbourhood program

Developing, delivering, maintaining and managing all our public domain infrastructure, facilities and place management.

**Key:** 🟢 On track ❌ Action required ✅ Complete ⊖ Not started 🚫 Cancelled ▶ Deferred

### 5.1. PERFORMANCE INDICATORS

Measure	2016/2017 Target	YTD Progress	Status	Comment
% of project milestones met on time	90%	69%	❌	34 of 49 milestones met.
% community satisfaction with cleanliness of town centres	>=63%	NA	-	This is a biannual survey that was scheduled to be completed in 2016/17. However, it was moved to the 2017/18 Operational Plan and will be run this financial year.
% community satisfaction with street lighting	>=58%	NA	-	This is a biannual survey that was scheduled to be completed in 2016/17. However, it was moved to the 2017/18 Operational Plan and will be run this financial year.
% community satisfaction with public art	>=50%	NA	-	This is a biannual survey that was scheduled to be completed in 2016/17. However, it was moved to the 2017/18 Operational Plan and will be run this financial year.
% community satisfaction with graffiti removal	>=44%	NA	-	This is a biannual survey that was scheduled to be completed in 2016/17. However, it was moved to the 2017/18 Operational Plan and will be run this financial year.
% community satisfaction with renewal of town centres	Baseline Year	NA	-	This is a biannual survey that was scheduled to be completed in 2016/17. However, it was moved to the 2017/18 Operational Plan and will be run this financial year.

### 5.2. BASE BUDGET

	YTD Budget \$	YTD Actual \$	Comment



	YTD Budget \$	YTD Actual \$	Comment
Income	(418)	(375)	
Expense	3,964	3,515	
<b>Total Base Budget</b>	<b>3,546</b>	<b>3,140</b>	

### 5.3. PROJECTS

Approved Projects	2016/2017 Budget \$	YTD Actual \$	Status	Comment
Neighbourhood Centre Renewal	292,965	346,737	✓	Additional works required in Callaghan and Watts to address issues raised by the community.
Town Centre Upgrade Renewal	1,883,531	1,862,875	✓	
Transport Management Association	150,000	150,000	↻	
Multi Function Poles in Macquarie Park	150,000	172,563	✗	Designs were to be finalised this quarter - Council is awaiting approval from Ausgrid.
Public Domain Upgrade Lane Cove (east)	0	0	▶▶	
Ped Access & Mobility Plan - Macq Park	100,000	19,639	✗	Project completion delayed due to rain and site infrastructure issues. Expected completion of kerb ramps and pedestrian refuge treatments expected before end July 2017. Carry over noted.
Gladesville Clocktower Monument Conservation	71,000	54,134	↻	
Ryde Town Centre Monuments	6,900	6,900	✗	Funds carried over to complete relocation in 2017/18.

Approved Projects	2016/2017 Budget \$	YTD Actual \$	Status	Comment
Embellishing planting along Waterloo Road	90,000	45,448	✓	

Carryover Projects	2016/2017 Budget \$	YTD Actual \$	Status	Comment
Footpath Upgrade - Byfield St Macq Park	595,000	594,579	✓	
Street Tree Planting in Byfield Street Macquarie Park	42,500	36,155	✓	



## 6. Library program

Delivering all our library services.

**Key:** ✔ On track ✘ Action required ✓ Complete ⊖ Not started ⊘ Cancelled ▶ Deferred

### 6.1. PERFORMANCE INDICATORS

Measure	2016/2017 Target	YTD Progress	Status	Comment
% of project milestones met on time	90%	100%	✓	13 of 13 milestones met YTD.
No. of library loans per capita	>= 7.3	7.2	✓	Q4 result 1.79
No. of visits to the library annually	>= 940,000	1,017,189	✓	Q4 result 255,949
% external customers satisfied with quality of service	>= 97%	97%	✓	
% community satisfaction with library services	>=86%	NA	-	This is a biannual survey that was scheduled to be completed in 2016/17. However, it was moved to the 2017/18 Operational Plan and will be run this financial year.

### 6.2. BASE BUDGET

	YTD Budget \$	YTD Actual \$	Comment
Income	(1,083)	(1,110)	
Expense	5,163	5,131	
<b>Total Base Budget</b>	<b>4,080</b>	<b>4,020</b>	

### 6.3. PROJECTS

Approved Projects	2016/2017 Budget \$	YTD Actual \$	Status	Comment
Community Buildings Renewals - Libraries	100,000	95,327	✓	
eBook Collection Expansion	60,000	60,071	✓	
Library Books	473,000	495,262	✓	
Digital enhancement for Libraries	37,956	37,770	✓	
RFID equipment replacement	0	0	▶▶	Project deferred, will be completed in 2017/18.



## 7. Governance and Civic program

Supporting our mayor and councillors; through council process and civic events; and providing guidance on governance to support other areas of council.

**Key:** 🟢 On track ✖ Action required ✔ Complete ⊖ Not started ⊘ Cancelled ▶ Deferred

### 7.1. PERFORMANCE INDICATORS

Measure	2016/2017 Target	YTD Progress	Status	Comment
% of project milestones met on time	90%	NA	-	
Number of known breaches of statutory/council policy requirements	<= 0	0	🟢	
% of Councillor requests responded to within agreed service standard	>= 90%	71%	✖	There has been an increase in the number of Councillor Requests received this quarter. A high number of those requests are complex and have proven to be difficult to resolve in the set timeframe.
% of Councillor satisfaction (Average or better response) with the quality of responses provided by the helpdesk	>= 80%	NA	-	2016/17 Result not available.

### 7.2. BASE BUDGET

	YTD Budget \$	YTD Actual \$	Comment
Income	(5)	(6)	
Expense	3,669	3,441	
<b>Total Base Budget</b>	<b>3,664</b>	<b>3,435</b>	

### 7.3. PROJECTS



Approved Projects	2016/2017 Budget \$	YTD Actual \$	Status	Comment
Election 2016	0	22,943	⊘	Election to be held in September 2017.



## 8. Customer and Community Relations program

Engaging with our community, all media and community relations, branding and marketing our city and developing and managing all our customer services.

### 8.1. PERFORMANCE INDICATORS

Measure	2016/2017 Target	YTD Progress	Status	Comment
% of project milestones met on time	90%	25%	✘	1 of 4 milestones met.
% of Calls to the Customer Call Centre Resolved at the first point of contact	>= 85%	69%	✘	The majority of the team are still new and are still progressing through training and additional assistance is still required.
% customer satisfaction with the service provided at the Customer Service Centre	>= 80%	93%	✔	
% customer satisfaction with the service provided at the Ryde Planning and Business Centre	>= 80%	NA	-	RPBC is now merged with the Customer Service Centre.
% community satisfaction with Council's website	>=66%	NA	-	This is a biannual survey that was scheduled to be completed in 2015/16. However, it was moved to the 2016/17 Operational Plan and will be run this financial year.
% community satisfaction with provision of council information to the community	>=54%	NA	-	This is a biannual survey that was scheduled to be completed in 2015/16. However, it was moved to the 2016/17 Operational Plan and will be run this financial year.
% community satisfaction with community making involvement/participation into Council decisions that directly impact them	>=32%	NA	-	This is a biannual survey that was scheduled to be completed in 2015/16. However, it was moved to the 2016/17 Operational Plan and will be run this financial year.



## 8.2. BASE BUDGET

	YTD Budget \$	YTD Actual \$	Comment
Income	(15)	(37)	
Expense	3,154	3,080	
<b>Total Base Budget</b>	<b>3,139</b>	<b>3,042</b>	

## 8.3. PROJECTS

Approved Projects	2016/2017 Budget \$	YTD Actual \$	Status	Comment
Community Forums	-12,000	0	⊖	
Community Perception Study	0	0	⊘	To be held in Q1 2017/18.

Carryover Projects	2016/2017 Budget \$	YTD Actual \$	Status	Comment
Events Strategy	10,000	8,267	↻	

## 9. Community and Cultural program

Managing all community services, community development, community buildings and events and driving cultural development.

**Key:** 🟢 On track ✖ Action required ✔ Complete ⊖ Not started ⊘ Cancelled ▶ Deferred

### 9.1. PERFORMANCE INDICATORS

Measure	2015/2016 Target	YTD Progress	Status	Comment
% of project milestones met on time	90%	57%	✖	8 of 14 milestones completed.
No. of new clients using the home modification service	>= 250	303	✔	Q4=92
No. of home modification jobs completed	>= 606	557	✖	
% customer satisfaction for CoR's home modification and maintenance service	>= 90%	95%	✔	
No. of children immunised	>=1,424	1,173	✖	
% customer satisfaction for CoR's immunisation service	>= 90%	97%	✔	
No. of people attending key events and programs conducted by CoR	>= 100,000	118,180	✔	Q4=8,100
% capacity of leased halls booked (capacity based on 8 hour booking per day)	>= 60%	72%	✔	Q4=73%
% capacity of meeting rooms booked (capacity based on 8 hour booking per day)	>= 45%	48%	✔	Q4=51%
% customers satisfied with road safety programs and workshops	80%	-	-	Surveys not run in 2016/17.
% Not for Profit Sector satisfaction with support provided by CoR	N/A	NA	-	

Measure	2015/2016 Target	YTD Progress	Status	Comment
% of Community Leased Buildings that are condition level 4 or better	Baseline Year	NA	-	Data still to be collected.
% community satisfaction with community events and festivals	>=73%	NA	-	This is a biannual survey that was scheduled to be completed in 2016/17. However, it was moved to the 2017/18 Operational Plan and will be run this financial year.
% community satisfaction with community halls and facilities	>=57%	NA	-	This is a biannual survey that was scheduled to be completed in 2016/17. However, it was moved to the 2017/18 Operational Plan and will be run this financial year.
% community satisfaction with support services for seniors	>=48%	NA	-	This is a biannual survey that was scheduled to be completed in 2016/17. However, it was moved to the 2017/18 Operational Plan and will be run this financial year.
% community satisfaction with support services for people with disability	>=40%	NA	-	This is a biannual survey that was scheduled to be completed in 2016/17. However, it was moved to the 2017/18 Operational Plan and will be run this financial year.
% community satisfaction with Road Safety	Baseline Year	NA	-	This is a biannual survey that was scheduled to be completed in 2016/17. However, it was moved to the 2017/18 Operational Plan and will be run this financial year.

## 9.2. BASE BUDGET

	YTD Budget \$	YTD Actual \$	Comment
Income	(1,683)	(1,793)	
Expense	4,329	3,951	
<b>Total Base Budget</b>	<b>2,646</b>	<b>2,158</b>	



### 9.3. PROJECTS

Approved Projects	2016/2017 Budget \$	YTD Actual \$	Status	Comment
Community Buildings Renewal	265,590	201,547	✓	As this is a Community Buildings Cluster Project it is envisaged that programs will roll over into the following financial year. With the exception of Willandra house all projects were completed; due to the nature of and the costs associated with Heritage buildings we were unable to complete all the projects associated with this property; this is mainly due to the project having ran out of funding for 16/17 to complete the additional painting, fencing and stair works- approx. \$21,000 has been carried over to 2017/18- it is envisaged that this project will take a few more years to complete.
Ryde Remembers - ANZAC	16,028	22,950	✓	
Hungry for Art	29,929	23,830	↻	
Macquarie-Ryde Futures - PhD - Social Inclusion and building resilience	0	0	▶▶	University has confirmed candidates.

## 10. Risk Management program

Managing all legal services, procurement and internal auditing, assessing and managing business continuity, risk and disaster management.

**Key:** 🟢 On track ❌ Action required ✅ Complete ⊖ Not started ⓧ Cancelled ▶ Deferred

### 10.1. PERFORMANCE INDICATORS

Measure	2016/2017 Target	YTD Progress	Status	Comment
% of project milestones met on time	90%	NA	-	

### 10.2. BASE BUDGET

	YTD Budget \$	YTD Actual \$	Comment
Income	(148)	(109)	
Expense	3,139	3,102	
<b>Total Base Budget</b>	<b>2,991</b>	<b>2,993</b>	

### 10.3. PROJECTS



## 11. Paths and Cycleways program

Developing, managing and maintaining our footpaths and cycleways.

**Key:** ✔ On track ✘ Action required ✓ Complete ⊖ Not started ⊘ Cancelled ▶ Deferred

### 11.1. PERFORMANCE INDICATORS

Measure	2016/2017 Target	YTD Progress	Status	Comment
% of project milestones met on time	90%	98%	✔	43 of 44 milestones met.
% of paths and cycleways that are condition 4 or better	97%	99%	✔	
% community satisfaction with cycleways maintenance	>=54%	NA	-	This is a biannual survey that was scheduled to be completed in 2016/17. However, it was moved to the 2017/18 Operational Plan and will be run this financial year.
% community satisfaction with footpaths maintenance	>=50%	NA	-	This is a biannual survey that was scheduled to be completed in 2016/17. However, it was moved to the 2017/18 Operational Plan and will be run this financial year.

### 11.2. BASE BUDGET

	YTD Budget \$	YTD Actual \$	Comment
Income	(57)	(49)	
Expense	1,933	1,803	
<b>Total Base Budget</b>	<b>1,876</b>	<b>1,754</b>	

### 11.3. PROJECTS

Approved Projects	2016/2017 Budget \$	YTD Actual \$	Status	Comment
Footpath Construction Renewal	628,270	625,625	✓	
Cycleways Construction - Expansion	492,440	441,344	✓	
Footpath Construction Expansion	871,919	876,905	✓	



## 12. Environmental program

Monitoring and managing our environmental performance, developing environmental policy and making our community aware of environmental impact.

**Key:** 🟢 On track ✖ Action required ✔ Complete ⊖ Not started ⊘ Cancelled ▶ Deferred

### 12.1. PERFORMANCE INDICATORS

Measure	2016/2017 Target	YTD Progress	Status	Comment
% of project milestones met on time	90%	100%	✔	12 of 12 milestones met.
Equivalent Tonne (et) CO2 saved across organisation from mitigation actions implemented.	>= 400 tonnes	1569 tonnes	✔	
% change in energy consumption for all of Council facilities measured against 2003/04 baseline year	<5%	0%	✔	
% reduction in Council water consumption across all facilities below 2003/04 base year	<15%	2%	✖	Increased water irrigation of playing fields required due to lower than expected rainfall throughout the summer months. Organisation is still using 2% less water than it did in 2003/04 despite growth.
State of Environment Report completed and compliant with legislation	1	1	✔	
% customer satisfaction with the environmental education service	Baseline Year	NA	-	
% community satisfaction with environmental education programs	>=46%	NA	-	This is a biannual survey that was scheduled to be completed in 2016/17. However, it was moved to the 2017/18 Operational Plan and will be run this financial year.





## 12.2. BASE BUDGET

	YTD Budget \$	YTD Actual \$	Comment
Income	(10)	(8)	
Expense	597	533	
<b>Total Base Budget</b>	<b>587</b>	<b>525</b>	

## 12.3. PROJECTS

Approved Projects	2016/2017 Budget \$	YTD Actual \$	Status	Comment
Waste - to - Art	46,793	22,837	✓	All scheduled milestones were delivered on time and to budget. SWAP 2016 was curated and project managed by external consultant. It was held in conjunction with the City of Ryde's 'Winter Arts Festival' with two other art prizes. A total of 195 entries were received from those who 'work, live or play within the City of Ryde' with 80 works selected for exhibition across areas of Youth Environmental Prize, Junior Youth Environmental Prize, Functional Award Prize, SWAP Open Category and People's Choice categories. The winners in each category were selected by judges within the art and environmental sustainability field as represented by Rhonda Davis, Macquarie University Art Gallery Curator and Sustainable House creator Michael Mobbs. Over 200 members from community and the art scene attended and over 400 visited the exhibition.
RALC Multi-Purpose Centre - Solar	35,000	29,220	↻	This is a multi-year project. Design and scoping was completed in 2016/17. A 300KW system is considered optimal for the RALC. Tender process completed and contract has been awarded to Solgen. Installation to commence during Q1 of year two (2017/18) and commissioning of facility anticipated for completion Q3.

### 13. Strategic City program

Providing strategic direction and planning; and managing the reporting of our corporate performance.

Key: ✔ On track ✘ Action required ✓ Complete ⊖ Not started ⊘ Cancelled ▶ Deferred

#### 13.1. PERFORMANCE INDICATORS

Measure	2016/2017 Target	YTD Progress	Status	Comment
% of project milestones met on time	90%	60%	✘	3 of 5 milestones met.
% community satisfaction with long term planning for the City	>=33%	NA	-	This is a biannual survey that was scheduled to be completed in 2016/17. However, it was moved to the 2017/18 Operational Plan and will be run this financial year.

#### 13.2. BASE BUDGET

	YTD Budget \$	YTD Actual \$	Comment
Income	0	0	
Expense	513	155	
<b>Total Base Budget</b>	<b>513</b>	<b>155</b>	

#### 13.3. PROJECTS

Approved Projects	2016/2017 Budget \$	YTD Actual \$	Status	Comment
Review of the Community Strategic Plan	0	0	⊘	To occur in 2017/18.



Approved Projects	2016/2017 Budget \$	YTD Actual \$	Status	Comment
West Ryde Plaza	400,000	60,000	🟢	This is a multi-year project. Design to be finalised and works to commence in 2017/18.

## 14. Land Use Planning program

Planning, delivering and managing our land and urban design and enhancing and informing on our heritage.

Key: 🟢 On track ✖ Action required ✔ Complete ⊖ Not started ⊗ Cancelled ▶ Deferred

### 14.1. PERFORMANCE INDICATORS

Measure	2016/2017 Target	YTD Progress	Status	Comment
% of project milestones met on time	90%	62%	✖	21 of 34 milestones met.

### 14.2. BASE BUDGET

	YTD Budget \$	YTD Actual \$	Comment
Income	(127)	(174)	
Expense	1,490	1,472	
<b>Total Base Budget</b>	<b>1,363</b>	<b>1,299</b>	

### 14.3. PROJECTS

Approved Projects	2016/2017 Budget \$	YTD Actual \$	Status	Comment
-------------------	---------------------	---------------	--------	---------



Approved Projects	2016/2017 Budget \$	YTD Actual \$	Status	Comment
Bushfire Mapping System	72,750	11,455	✓	Project completed under budget. Council engaged the services of a qualified Ecologist to review, ground truth and provide an updated Bushfire Map for which will be used to inform Councils development applications, identify key areas of vulnerability, provide protection and update areas of land management as aligned with Planning for Bushfire Protection, Rural Fire Act 1997 and the Rural Fire Service (RFS) requirements. The study reviewed all sites across Ryde to quantify areas and criteria as set by the RFS to update the previous map and to assist Council in managing these areas to protect community. The assessment reviewed land parcel size, site conditions, proximity to large and small fire run availability and proximity to adjoining lands and community. Information from this mapping will ensure Council meets its legislative obligations and to ensure natural area and community protection.
Heritage Grants Scheme	20,000	21,070	✓	
Section 94 Contribution Plan	100,000	22,500	↻	
Affordable Housing Calculator	5,000	0	↻	Work on Calculator re-scheduled to 17/18 following completion of Feasibility study and progression of Planning Controls (to be reported to Council August 2017).
Affordable Housing - Inclusionary Zoning Testing and Analysis	20,000	25,000	↻	
Macquarie-Ryde Futures - PhD - Housing and Community Development (Macquarie Park)	0	0	▶▶	University has confirmed candidates.

## 15. Traffic & Transport program

Managing our transport, traffic and car parking; developing sustainable transport options.

Key: ✔ On track ✘ Action required ✔ Complete ⊖ Not started ⊘ Cancelled ▶ Deferred

### 15.1. PERFORMANCE INDICATORS

Measure	2016/2017 Target	YTD Progress	Status	Comment
% of project milestones met on time	90%	71%	✘	37 of 52 milestones met YTD.
No. of passengers transported by Top Ryder Community Bus Service	>= 38,000	46,981	✔	Passenger numbers 11,810 this quarter. Annual numbers better than predicted with annual customer satisfaction at over 91%.

### 15.2. BASE BUDGET

	YTD Budget \$	YTD Actual \$	Comment
Income	(705)	(814)	
Expense	1,171	1,444	
<b>Total Base Budget</b>	<b>467</b>	<b>630</b>	

### 15.3. PROJECTS

Approved Projects	2016/2017 Budget \$	YTD Actual \$	Status	Comment
Traffic Facilities Renewal	185,100	185,566	✔	Condition based renewals. Program completed.
Car Park Renewal	130,000	146,957	✔	Works completed for Meadowbank Park carpark.
Shop Ryder Community Bus Service	200,000	186,122	✔	Service completed on time and under budget The Shop Ryder



Approved Projects	2016/2017 Budget \$	YTD Actual \$	Status	Comment
				transported 46,981 passengers this year. Council received a total of four complaints and a customer satisfaction level reporting at over 91%. Council received an equal number of phone calls praising the service and reflected in the survey statistics. The private development transport agreement with Frasers Property and Council, ended on 30 June removing the Putney Hill service route under this agreement. Council has now approved the Shop Ryder as an on-going community bus service.
Bus Shelters - new	60,000	60,065	✓	
Bus Stop DDA compliance	92,700	94,174	✓	
Bus Stop Seats - new	34,800	33,112	✓	
Traffic Calming Devices	1,220,787	1,076,309	✓	Three black spot projects complete. Progressive implementation of RTC actions complete up to April meeting. ELS Hall parking study deferred to align to sports events. Reviews and designs done for major forthcoming development contributed projects e.g. PAYCE.
PAMP Implementation Works - Central, East and West Wards	242,500	205,409	✓	44 PAMP improvements actions were completed. 4 were completed with Grant funding assistance. Works included kerb ramp installations and realignment, footpath connections linking strategic pedestrian access routes, upgrading of bus stops for disability inclusion and compliance, pedestrian islands and railings.



New Projects	2016/2017 Budget \$	YTD Actual \$	Status	Comment
Pedestrian Accessibility & Mobility Plan	45,000	51,171	🔄	
Roundabout Monash/Buffalo Roads	75,000	66,775	✖	Deferred due to issues with design compliance against road rules for buses & utility conflicts. Funds carried over.

Carryover Projects	2016/2017 Budget \$	YTD Actual \$	Status	Comment
Road Safety Plan	134,306	0	🔄	RMS had agreed funding & works will be incorporated into Morrison Rd project if required, however likely not and this allocation will not be claimed from the RMS.
Traffic Facilities Khartoum and Waterloo	285	-5,475	▶▶	Deferred until after rail shut down. Budget reduced at previous quarter review, small outstanding transaction has occurred.
Eastwood Transport Management and Access Plan 2008	98,117	4,496	✖	Still negotiating with Parramatta Council on detailed design. Funds carried over.
Morrison Road LATM	804,111	696,280	✓	Practical completion done, outstanding remedial items for pedestrian signals in progress for Q1 completion. Remaining allocation will be reconciled with RMS.



## 16. Economic Development program

Business sector and economic development.

Key: 🔄 On track ✖ Action required ✓ Complete ⊖ Not started ⊗ Cancelled ▶ Deferred

### 16.1. PERFORMANCE INDICATORS

Measure	2016/2017 Target	YTD Progress	Status	Comment
% of project milestones met on time	90%	100%	🔄	19 of 19 milestones met.

### 16.2. BASE BUDGET

	YTD Budget \$	YTD Actual \$	Comment
Income	(6)	(4)	
Expense	153	142	
<b>Total Base Budget</b>	<b>147</b>	<b>139</b>	

### 16.3. PROJECTS

Approved Projects	2016/2017 Budget \$	YTD Actual \$	Status	Comment
Economic Development Plan Implementation	40,000	35,262	✓	
Implementation-Macq Park Marketing Plan	50,000	42,960	✓	
Centres Activation Program (Town and Neighbourhood Centres)	150,000	94,179	✓	
NBN Feasibility Study Macquarie Park	50,000	0	✓	



Carryover Projects	2016/2017 Budget \$	YTD Actual \$	Status	Comment
Night Time Economy	20,000	19,880	✓	



## 17. Organisational Development program

Addressing workforce planning, driving culture and performance, assessing process efficiency and overseeing all corporate communications.

**Key:** 🟢 On track ✖ Action required ✔ Complete ⊖ Not started ⊗ Cancelled ▶ Deferred

### 17.1. PERFORMANCE INDICATORS

Measure	2016/2017 Target	YTD Progress	Status	Comment
% of project milestones met on time	90%	NA	-	

### 17.2. BASE BUDGET

	YTD Budget \$	YTD Actual \$	Comment
Income	(36)	(39)	
Expense	341	286	
<b>Total Base Budget</b>	<b>304</b>	<b>246</b>	

### 17.3. PROJECTS



## 18. Foreshore program

Managing all aspects of our foreshore.

Key: 🔄 On track ✖ Action required ✔ Complete ⊖ Not started ⊘ Cancelled ▶ Deferred

### 18.1. PERFORMANCE INDICATORS

Measure	2016/2017 Target	YTD Progress	Status	Comment
% of project milestones met on time	90%	0%	✖	0 of 1 milestones met.

### 18.2. BASE BUDGET

	YTD Budget \$	YTD Actual \$	Comment
Income	0	0	
Expense	113	37	
<b>Total Base Budget</b>	<b>113</b>	<b>37</b>	

### 18.3. PROJECTS

Approved Projects	2016/2017 Budget \$	YTD Actual \$	Status	Comment
Seawalls/Retaining Walls Refurbishment	319,271	308,887	🔄	Multi-year project to continue into 2017/18 with additional budget

New Projects	2016/2017 Budget \$	YTD Actual \$	Status	Comment
--------------	---------------------	---------------	--------	---------












New Projects	2016/2017 Budget \$	YTD Actual \$	Status	Comment
Bennelong Park Groyne and Foreshore Improvement Project	0	0	⊖	This is a two year project. The project will be fully funded by the RMS after much Council lobbying (up to \$400k under a funding deed) and Council will deliver the construction of two groynes to remediate a degraded and severely eroded section of Bennelong Park foreshore next to the Concord Sailing Club caused by the River cat ferry wake. Year one scoping and design work has been delayed due to protracted contract negotiations with RMS and Transport for NSW. These negotiations are however coming to a close and it is expected that contracts will be finalised in Q1 of 2017/18. Construction of the groyne structures will then commence as soon afterwards as possible and the project is still on track for completion before the end of 2017/18.

## 19. Regulatory program

Delivering all our regulatory assessments and activities, including building regulations, environmental regulations, road, parking and footpath enforcement and animal management.

**Key:**  On track  Action required  Complete  Not started  Cancelled  Deferred

### 19.1. PERFORMANCE INDICATORS

Measure	2016/2017 Target	YTD Progress	Status	Comment
% of project milestones met on time	90%	NA	-	
Total development value of approved development applications (in \$million - cumulative)	>= \$0	1.6 Billion		Q4 = \$156M
Mean number of DAs processed per person	>= 59	84		Q4=20.4
DA assessment time (days) - against the Group 3 benchmark (Mean Gross Assessment Time**)	<= 95	100		
No. of DAs in each category - residential	>= 0	198		Q4=56
No. of DAs in each category - single new dwelling	>= 0	215		Q4=61
No. of DAs in each category - commercial, retail, office	>= 0	111		Q4=15
Total no. of DAs received	>= 0	803		Q4=188
Total no. of DAs determined	>= 0	836		Q4=204
Mean gross DA determination times: Residential alterations and additions (against 15-16 Group 3 Average) *Note all Service Unit Performance Indicators referring to Development Applications (DAs) include Section 96 Applications.	<= 77	71		



Measure	2016/2017 Target	YTD Progress	Status	Comment
Mean gross DA determination times: Single new dwelling (against 15-16 Group 3 Average) *Note all Service Unit Performance Indicators referring to Development Applications (DAs) include Section 96 Applications.	<= 105	61	✓	
Mean gross DA determination times: Commercial, retail, office (against 15-16 Group 3 Average) *Note all Service Unit Performance Indicators referring to Development Applications (DAs) include Section 96 Applications.	<= 91	68	✓	
No. of food premises inspections	>= 850	782	✗	A remarkable 383 food shop inspections this quarter. Casual EHO was employed to work part time over final quarter to inspect other regulatory premises to free up EHO to focus on food shops this quarter. Staff resourcing review is underway.

## 19.2. BASE BUDGET

	YTD Budget \$	YTD Actual \$	Comment
Income	(10,139)	(10,361)	
Expense	8,018	7,996	
<b>Total Base Budget</b>	<b>(2,121)</b>	<b>(2,364)</b>	

## 19.3. PROJECTS

## 20. Waste and Recycling program

Managing our domestic and commercial waste services, educating on and facilitating recycling and disposal services.

**Key:** 🟢 On track ❌ Action required ✔ Complete ⊖ Not started ⓧ Cancelled ▶ Deferred

### 20.1. PERFORMANCE INDICATORS

Measure	2016/2017 Target	YTD Progress	Status	Comment
% of project milestones met on time	90%	87%	🟢	45 of 52 milestones met.

### 20.2. BASE BUDGET

	YTD Budget \$	YTD Actual \$	Comment
Income	(21,642)	(21,809)	
Expense	18,646	17,111	
<b>Total Base Budget</b>	<b>(2,995)</b>	<b>(4,699)</b>	

### 20.3. PROJECTS

Approved Projects	2016/2017 Budget \$	YTD Actual \$	Status	Comment
Old Landfill Sites Subsidence Program	230,000	226,158	✔	
Future Focus Home Waste & Sustainability	69,000	66,718	✔	This year saw 198 signups for the HWSA service with 145 assessments being carried out. During this time 125 customer evaluations were carried out with a return rate of 20%. The Home Waste and Sustainability Advisory Service has completed its fifth year of operation and continues to deliver free advice to Ryde residents that helps customers understand how their home

Approved Projects	2016/2017 Budget \$	YTD Actual \$	Status	Comment
				uses energy, water and other resources and live more sustainably. This year the service has had an increase of sign ups applying for the service and a 45% increase in audit participation since last year. This clearly shows there is a growing desire for home sustainability advice and the service City of Ryde are providing. The project is also evaluated annually and results show that overwhelming residents are learning new ways to reduce their waste, water and energy consumption through participating. 95% of all participants are also implementing most or some of the recommendations made during the home assessment.
Community Problem Waste Recycling Centre	180,000	151,512	✓	Project implemented and completed. Successfully underway Statistical data to be provided by NSROC. This will be completed at the end of July.
Porters Creek Precinct	250,000	225,924	✓	Detailed planning underway and preparation of Development Application package nearing completion.

New Projects	2016/2017 Budget \$	YTD Actual \$	Status	Comment
Managing Waste Reduction in Multi Unit Dwellings	80,000	77,987	🔄	Funding completed and further ongoing management of MUDS is being undertaken with normal staffing resources. Milestone missed relates to project evaluation, which will be undertaken at completion of project at the end of July.
Mobile Problem Waste Recycling Stations	30,000	15,401	🔄	Project is extended into next Financial Year due to locating suitable sites.
Public Place Water Stations	100,000	0	🔄	Project completed. Installation of water stations was completed on 7 July 2017.





## 21. Internal Corporate Services program

Developing and managing our information, records and corporate knowledge; implementing information technology, communications, business, financial and HR infrastructure and services. Managing our fleet and plant; planning and developing assets; all project management and administrative support.

**Key:** 🟢 On track ✖ Action required ✔ Complete ⊖ Not started ⊘ Cancelled ▶▶ Deferred

### 21.1. PERFORMANCE INDICATORS

Measure	2016/2017 Target	YTD Progress	Status	Comment
% of project milestones met on time	90%	75%	✖	9 of 12 milestones met YTD.
% return on investment over the standard investment benchmark (i.e. Bank Bill Swap Reference Rate (Australian financial market) - BBSW)	>= 0.85%	1.19%	✔	

### 21.2. BASE BUDGET

	YTD Budget \$	YTD Actual \$	Comment
Income	(66,920)	(70,075)	
Expense	8,914	9,651	
<b>Total Base Budget</b>	<b>(58,006)</b>	<b>(60,423)</b>	

### 21.3. PROJECTS

Approved Projects	2016/2017 Budget \$	YTD Actual \$	Status	Comment
Information Technology Renewals	401,872	421,243	🟢	Completed

Approved Projects	2016/2017 Budget \$	YTD Actual \$	Status	Comment
Plant & Fleet Purchases	3,060,000	3,100,479	✓	Annual programme - purchases to be completed during this quarter.
Fit for the Future	8,300	8,504	⊘	
Fit for the Future Action Plan Implementation	150,000	102,607	✓	
Strategic Asset Management Capability	100,000	0	✓	
Merger Costs	0	0	⊘	
Innovation Fund	0	0	⊘	
Integrated Field Connectivity	92,500	68,812	↻	Project implementation programmed for Q1 2017 to minimise impact to field staff during end of financial year.
Office Fitout - North Ryde and Ryde Business Centre	3,405,088	3,178,676	↻	Fitouts completed for both sites. AV system at Ryde Business Centre (Chambers) completed. Potential for further future work on Chambers (not confirmed)

Carryover Projects	2016/2017 Budget \$	YTD Actual \$	Status	Comment
TechOne Enhancements	10,075	10,075	✓	
LG Solution Software - Template and Model	59,750	21,000	⊖	LTFP loaded into system. Financial Statements and Fees and Charges are both works in progress.
Intranet upgrade	0	0	⊘	



# City of Ryde

## Appendix A - Reserves Listing Report

Natural Account	Description	16/17 Opening Balance	Budget To Reserve	Budget From Reserve	16/17 Budget Result	Review To Reserve	Review From Reserve	16/17 Review Result
<b>93001 - Internally Restricted Revenues</b>								
8301	Stockland Creche Contribution	178,666.90		-178,667.00	-0.10			-0.10
8302	Voluntary Planning Agreement Reserve	9,105,191.77	2,020,827.00	-146,000.00	10,980,018.77		34,630.00	11,014,648.77
8303	Accommodation Reserve	15,419,068.14	4,270,880.00	-5,467,788.00	14,222,160.14	-750,000.00	-490,428.00	12,981,732.14
8304	Asset Replacement Reserve	19,292,894.75	7,568,290.00	-7,000,272.00	19,860,912.75		-259,044.00	19,601,868.75
8305	Plant Replacement Reserve	3,374,630.07	2,716,490.00	-3,432,210.00	2,658,910.07			2,658,910.07
8306	Ryde Aquatic Leisure Centre Reserve	2,786,729.86	4,189,060.00	-4,047,288.00	2,928,501.86			2,928,501.86
8307	Financial Security Reserve							
8308	Public Art Reserve	10,179.00			10,179.00			10,179.00
8309	Council Election Reserve	533,306.27	150,000.00	50,000.00	733,306.27		-72,943.00	660,363.27
8310	Risk Rebate Reserve	111,797.49	30,840.00		142,637.49			142,637.49
8311	Investment Property Reserve	18,367,215.52	1,000,000.00	-3,402,400.00	15,964,815.52			15,964,815.52
8312	Civic Hub Precinct Reserve	617,682.21	1,000,000.00	-786,033.00	831,649.21			831,649.21
8313	Community Grants Reserve	228,958.00		-188,958.00	40,000.00			40,000.00
8314	Carryover Works Reserve	1,208,800.33	35,000.00	-1,158,801.00	84,999.33	75,929.00	7,833.00	168,761.33
8317	Merger and Transition Reserve	5,267,183.13		-1,258,300.00	4,008,883.13			4,008,883.13
8318	Porters Creek Reserve	199,348.89			199,348.89			199,348.89
8319	Insurance Fluctuation Reserve	799,341.19			799,341.19			799,341.19
8320	WHS & Injury Management Reserve	155,071.55	31,640.00		186,711.55			186,711.55
8321	Public Domain Plan Reserve	138,602.00			138,602.00			138,602.00
8322	Planning Proposal Reserve	234,089.15		-50,000.00	184,089.15			184,089.15
8323	Macquarie University VPA Reserve	273,053.67			273,053.67			273,053.67
8324	Fit For The Future Reserve							
<b>Total Internally Restricted Revenues</b>		<b>78,301,809.89</b>	<b>23,013,027.00</b>	<b>-27,066,717.00</b>	<b>74,248,119.89</b>	<b>-674,071.00</b>	<b>-779,952.00</b>	<b>72,794,096.89</b>
<b>93002 - Internally Restricted Liabilities</b>								
8327	Employee Leave Entitlements Reserve	3,154,680.41			3,154,680.41			3,154,680.41
8328	Refundable Deposits Reserves	12,607,788.13			12,607,788.13			12,607,788.13
8329	Interest on Refundable Deposits Reserve	377,366.19			377,366.19			377,366.19
<b>Total Internally Restricted Liabilities</b>		<b>16,139,834.73</b>			<b>16,139,834.73</b>			<b>16,139,834.73</b>
<b>93003 - Section 94 Contribution Reserves</b>								
8351	Community & Cultural Facilities Reserve	10,382,189.61	4,378,134.00	-2,122,031.00	12,638,292.61	390,211.00	33,349.00	13,061,852.61
8352	Open Space & Recreation Facilities Reserve	44,720,396.21	9,203,096.00	-9,874,344.00	44,049,148.21	1,177,499.00	-148,655.00	45,077,992.21
8353	Roads & Traffic Management Facilities Reserve	2,780,845.71	1,050,955.00	-2,391,708.00	1,440,092.71	463,979.00	8,225.00	1,912,296.71



# City of Ryde

## Appendix A - Reserves Listing Report

Natural Account	Description	16/17 Opening Balance	Budget To Reserve	Budget From Reserve	16/17 Budget Result	Review To Reserve	Review From Reserve	16/17 Review Result
8354	Stormwater Management Facilities Reserve	6,401,506.31	354,513.00	-1,660,902.00	5,095,117.31	89,952.00	-74,283.00	5,110,786.31
8355	Section 94 Plan Administration Reserve	231,248.45	47,326.00	-240,620.00	37,954.45	8,310.00		46,264.45
<b>Total Section 94 Contribution Reserves</b>		<b>64,516,186.29</b>	<b>15,034,024.00</b>	<b>-16,289,605.00</b>	<b>63,260,605.29</b>	<b>2,129,951.00</b>	<b>-181,364.00</b>	<b>65,209,192.29</b>
<b>93004 - Other External Restrctions</b>								
8376	Domestic Waste Management Reserve	6,976,833.84	19,300,370.00	-18,707,494.00	7,569,709.84			7,569,709.84
8377	External Drainage Works Contribution Reserve						57,798.00	1,096,239.12
8378	Macquarie Park Corridor Special Rate Reserve	1,163,711.12	1,339,310.00	-1,464,580.00	1,038,441.12			1,096,239.12
8379	Stormwater Management Service Charge Reserve	1,053,025.64	1,034,310.00	-892,526.00	1,194,809.64		-57,195.00	1,137,614.64
8381	Affordable Housing Contribution	138,910.00			138,910.00			138,910.00
8382	Infrastructure Special Rate Reserve	20,162.00	5,156,350.00	-5,147,120.00	29,392.00		100,000.00	129,392.00
<b>Total Other External Restrctions</b>		<b>9,352,642.60</b>	<b>26,830,340.00</b>	<b>-26,211,720.00</b>	<b>9,971,262.60</b>		<b>100,603.00</b>	<b>10,071,865.60</b>
<b>93005 - Unexpended Grants Reserves</b>								
8401	U/Exp Grant - Home Modification & Maintenance	153,689.83		3,100.00	156,789.83			156,789.83
8403	U/Exp Grant - Volunteer Referral Agency	46,185.37	50,060.00		96,245.37			96,245.37
8404	U/Exp Grant - Library Local Priority							
8405	U/Exp Grant - Library Subsidy		248,920.00	-248,910.00	10.00			10.00
8408	U/Exp Grant - Urban Sustain Program - Looking Glass							
8413	U/Exp Grant -Sydney North/Sydney West Tussock P							
8416	U/Exp Grant - Financial Assistance Grants					1,211,988.00		1,211,988.00
8417	U/Exp Grant - Road Services Unit Management					446,080.00		446,080.00
8418	U/Exp Grant - Macquarie Park Master Plan	30,000.00			30,000.00			30,000.00
8433	U/Exp Grant - Liberty Swing Dunbar Park							
8434	U/Exp Grant - Sport Development Program	542.76			542.76			542.76
8435	U/Exp Grant - WASIP	29,640.86			29,640.86			29,640.86
8438	U/Exp Grant - Parramatta River Catchments Floodpla	2,918.72			2,918.72			2,918.72
8439	U/Exp Grant - Vacation Care Program Grant	5,253.73			5,253.73			5,253.73
8440	U/Exp Grant - Crime Prevention Plan Grant							
8443	U/Exp Grant - Curzon St/ Smith St Pedestrian (RTA)	765.05			765.05			765.05
8446	U/Exp Grant - Vimiera Road Traffic Facilities Renew (	1,959.22			1,959.22			1,959.22
8447	U/Exp Grant - M2 Advertising Public Benefit (RMS)	62,101.00			62,101.00			62,101.00
8451	U/Exp Grant - Rowe St Eastwood Traffic Calming	9,725.16			9,725.16			9,725.16
8455	U/Exp Grant - Planning for Ageing Population	4,560.00			4,560.00			4,560.00
8458	U/Exp Grant - Macquarie Park - Property	6,000,000.10			6,000,000.10			6,000,000.10
8459	U/Exp Grant - Restoring Blue Gum High in Denistone	1,725.01			1,725.01			1,725.01
8460	U/Exp Grant - Restoring Blue Gum High in Darvall Pa							



# City of Ryde

## Appendix A - Reserves Listing Report

Natural Account	Description	16/17 Opening Balance	Budget To Reserve	Budget From Reserve	16/17 Budget Result	Review To Reserve	Review From Reserve	16/17 Review Result
8461	U/Exp Grant - Better Waste & Recycling Fund	242,507.58	259,260.00	-591,786.00	-90,018.42		49,994.00	-40,024.42
8462	U/Exp Grant - Agincourt and Balaclava Rd TCS	8,039.11			8,039.11			8,039.11
8463	U/Exp Grant - Ivan Hoe Estate Collective Impact	20,000.00			20,000.00			20,000.00
8464	U/Exp Grant - CDAT	3,100.00			3,100.00			3,100.00
8465	U/Exp Grant - Blaxland Road SUP - Stage 3 (RMS)	3,463.39			3,463.39			3,463.39
8466	U/Exp Loan - LIRS Phase 1	6,175.23			6,175.23			6,175.23
8467	U/Exp Loan - LIRS Phase 2	870,468.43		-620,468.00	250,000.43		20,374.00	270,374.43
8468	U/Exp Grant - Ryde Remembers (ANZAC)	16,223.59		-4,028.00	12,195.59		-6,922.00	5,273.59
8469	U/Exp Grant - NSW Youth Council Conference		30,000.00		30,000.00	19,382.00		49,382.00
8470	U/Exp Grant - Shrimptons Creek Corridor Embellishm		4,900,000.00		4,900,000.00	-49,886.00		4,850,114.00
<b>Total Unexpended Grants Reserves</b>		<b>7,519,044.14</b>	<b>5,488,240.00</b>	<b>-1,462,092.00</b>	<b>11,545,192.14</b>	<b>1,627,564.00</b>	<b>63,446.00</b>	<b>13,236,202.14</b>
<b>Internal Loans</b>								
8901	Internal Loan - RALC Reserve	-2,161,869.23	63,000.00		-2,098,869.23			-2,098,869.23
<b>Total Internal Loans</b>		<b>-2,161,869.23</b>	<b>63,000.00</b>		<b>-2,098,869.23</b>			<b>-2,098,869.23</b>
<b>TOTAL RESERVES</b>		<b>173,667,648.42</b>	<b>70,428,631.00</b>	<b>-71,030,134.00</b>	<b>173,066,145.42</b>	<b>3,083,444.00</b>	<b>-797,267.00</b>	<b>175,352,322.42</b>

# City of Ryde - Appendix B - 2016/2017 Quarterly Changes Report

		<i>Approved Budget 2017/2018</i>	<i>Actual 2017/2018</i>	<i>Proposed Changes 2017/2018</i>	<i>Comments</i>
--	--	--	-----------------------------	---	-----------------

## Strategic City program

4130728 Lachlan's Line - Community Facility	NCP Ex	50,000		(17,764)	Project has not been completed and unspent funding to be carried to 2017/18
1030448 Review of the Community Strategic Plan	From R	50,000		(50,000)	Correction source funding
4130728 Lachlan's Line - Community Facility	From R	(50,000)	(32,236)	17,764	Project has not been completed and unspent funding to be carried to 2017/18
<b>Total Strategic City program</b>				<b>(50,000)</b>	

# City of Ryde - Appendix B - 2016/2017 Quarterly Changes Report

		<i>Approved Budget 2017/2018</i>	<i>Actual 2017/2018</i>	<i>Proposed Changes 2017/2018</i>	<i>Comments</i>
--	--	--	-----------------------------	---	-----------------

## Community and Cultural program

6930697 2017 NSW Youth Council Conference	NCP In	(40,000)	(50,000)	(10,000)	Carryover adjustments
6930697 2017 NSW Youth Council Conference	NCP In		(291)	(291)	Carryover adjustments
6430588 Ryde Remembers - ANZAC	NCP Ex	16,028		6,922	Carryover adjustments
6930648 Art Project	NCP Ex	29,929		(6,100)	Carryover adjustments
6930697 2017 NSW Youth Council Conference	NCP Ex	10,000		(9,091)	Carryover adjustments
50014 Community Buildings Renewal	Cap Ex	265,590	201,547	(64,043)	Carryover adjustments
50014 Community Buildings Renewal	From R	(265,590)	(201,547)	64,043	Carryover adjustments
6430588 Ryde Remembers - ANZAC	From R	(4,028)	(10,950)	(6,922)	Carryover adjustments
6930648 Art Project	From R	(9,929)	(19,929)	6,100	Carryover adjustments
6930697 2017 NSW Youth Council Conference	To Res	30,000	49,382	19,382	Carryover adjustments
<b>Total Community and Cultural program</b>					

# City of Ryde - Appendix B - 2016/2017 Quarterly Changes Report

		<i>Approved Budget 2017/2018</i>	<i>Actual 2017/2018</i>	<i>Proposed Changes 2017/2018</i>	<i>Comments</i>
--	--	--	-----------------------------	---	-----------------

## Customer and Community Relations program

1830550 Community Forums	NCP Ex	(12,000)		12,000	Correction of March Quarter Budget Review adjustment
6430699 Events Strategy	NCP Ex	10,000		(1,733)	Carryover adjustments
6430699 Events Strategy	From R	(10,000)	(50,000)	1,733	Carryover adjustments
<b>Total Customer and Community Relations program</b>				<b>12,000</b>	



# City of Ryde - Appendix B - 2016/2017 Quarterly Changes Report

		Approved Budget 2017/2018	Actual 2017/2018	Proposed Changes 2017/2018	Comments
--	--	---------------------------------	---------------------	----------------------------------	----------

## Open Space, Sport & Recreation program

7630695	Development of the Olympic Park Strategic	NCP Exp	10,000		(6,915)	Carryover adjustments
7630695	Development of the Olympic Park Strategic	From R	(10,000)	(3,085)	6,915	Carryover adjustments
50011	Sportsfield Floodlighting Renewal	Cap In	(29,286)	(27,273)	2,013	Carryover adjustments
50011	Sportsfield Floodlighting Renewal	Cap Exp	326,917	394,224	96,593	Carryover adjustments
50011	Sportsfield Floodlighting Renewal	From R	(297,631)	(366,951)	(98,606)	Carryover adjustments
50012	Sportsfield Renewal & Upgrade Renewal	Cap In	(43,445)	(8,000)	35,445	Carryover adjustments
50012	Sportsfield Renewal & Upgrade Renewal	Cap Exp	1,892,286	1,937,994	45,708	Carryover adjustments
50012	Sportsfield Renewal & Upgrade Renewal	From R	(1,848,841)	(1,929,995)	(81,153)	Carryover adjustments
4141776	Shrimptons Creek Corridor Embellishment	Cap Exp	100,000		49,886	Carryover adjustments
4141776	Shrimptons Creek Corridor Embellishment	To Res	4,900,000	4,850,114	(49,886)	Carryover adjustments
7441890	Terrys Creek Walking Trail	Cap Exp	45,000		(21,377)	Carryover adjustments
7441890	Terrys Creek Walking Trail	From R	(45,000)	(23,623)	21,377	Carryover adjustments
7540026	Street Tree Planting Program	Cap Exp	50,000		21,553	Carryover adjustments
7540026	Street Tree Planting Program	From R	(50,000)	(71,553)	(21,553)	Carryover adjustments
7540027	Park & Open Space Tree Planting Program	Cap Exp	50,000		(22,341)	Project has not been completed and unspent funding to be carried over to 2017/18
7540027	Park & Open Space Tree Planting Program	From R	(50,000)	(27,659)	22,341	Project has not been completed and unspent funding to be carried over to 2017/18
7741896	Construction of Skate Facilities within C	Cap Exp	40,000		12,999	Carryover adjustments
7741896	Construction of Skate Facilities within C	From R	(40,000)	(52,999)	(12,999)	Carryover adjustments
50016	Playground Renewal & Construction Renewal	Cap Exp	585,600	552,690	(33,471)	Carryover adjustments
50016	Playground Renewal & Construction Renewal	From R	(585,600)	(552,129)	33,471	Carryover adjustments
7751028	Passive Parks Expansion and Improvement	Cap Exp			353,378	Correct budget allocation and carryover adjustments
7751028	Passive Parks Expansion and Improvement	From R		(353,377)	(353,378)	Correct budget allocation and carryover adjustments
51029	Synthetic Playing Surfaces Expansion	Cap Inc		(75,000)	(75,000)	Budget transfer and Carryover adjustments
51029	Synthetic Playing Surfaces Expansion	Cap Exp		4,210,774	4,210,775	Budget transfer and Carryover adjustments
51029	Synthetic Playing Surfaces Expansion	From Res		(4,135,775)	(4,135,775)	Budget transfer and Carryover adjustments
7740979	Implementation of Children Play Plan -P2	Cap Exp	641,818		(35,674)	Carryover adjustments

# City of Ryde - Appendix B - 2016/2017 Quarterly Changes Report

		<i>Approved Budget 2017/2018</i>	<i>Actual 2017/2018</i>	<i>Proposed Changes 2017/2018</i>	<i>Comments</i>	
7740979	Implementation of Children Play Plan -P2	From R	(15,300)		15,300	Carryover adjustments
7740979	Implementation of Children Play Plan -P2	From R	(620,468)	(606,144)	20,374	Carryover adjustments
7751026	Community Buildings Expansion - Libraries	Cap Ex	353,250		(353,250)	Transfer Budget to correct account number
7751026	Community Buildings Expansion - Libraries	From R	(353,250)		353,250	Transfer Budget to correct account number
8751026	Public Art - Community Buildings Expansio	Cap Ex	46,750		(46,750)	Transfer budget to correct account number
8751026	Public Art - Community Buildings Expansio	From R	(46,750)		46,750	Transfer budget to correct account number
7630711	Denistone East Bowling Club - Future Use	NCP Ex	60,000		(21,100)	Project has not been completed and unspent funding to be carried over to 2017/18
7630711	Denistone East Bowling Club - Future Use	To Res		21,100	21,100	Project has not been completed and unspent funding to be carried over to 2017/18
<b>Total Open Space, Sport &amp; Recreation program</b>						

# City of Ryde - Appendix B - 2016/2017 Quarterly Changes Report

		<i>Approved Budget 2017/2018</i>	<i>Actual 2017/2018</i>	<i>Proposed Changes 2017/2018</i>	<i>Comments</i>
--	--	--	-----------------------------	---	-----------------

## Centres and Neighbourhood program

4140788 Multi Function Poles in Macquarie Park	Cap Ex	150,000		22,563	Carryover adjustments
4140815 Ped Acces & Mobility Plan - Macquarie Par	Cap Ex	100,000		(80,361)	Project has not been completed and unspent funding to be carried over to 2017/18
4141773 Gladesville Clocktower Monument Conservat	Cap Ex	71,000		(16,866)	Carryover adjustments
4141893 West Ryde Plaza	Cap Ex	72,090		93,495	Carryover adjustments
4140788 Multi Function Poles in Macquarie Park	From R	(150,000)	(172,563)	(22,563)	Carryover adjustments
4140815 Ped Acces & Mobility Plan - Macquarie Par	From R	(100,000)	(19,639)	80,361	Project has not been completed and unspent funding to be carried over to 2017/18
4141773 Gladesville Clocktower Monument Conservat	From R	(71,000)	(54,134)	16,866	Carryover adjustments
4141893 West Ryde Plaza	From R	(72,090)	(165,585)	(93,495)	Carryover adjustments
50023 Town Centre Upgrade Implementation Renewa	Cap Ex	1,892,031	1,862,875	(29,155)	Carryover adjustments
50023 Town Centre Upgrade Implementation Renewa	From R	(1,892,031)	(1,862,876)	29,155	Carryover adjustments
<b>Total Centres and Neighbourhood program</b>					

# City of Ryde - Appendix B - 2016/2017 Quarterly Changes Report

		Approved Budget 2017/2018	Actual 2017/2018	Proposed Changes 2017/2018	Comments
--	--	---------------------------------	---------------------	----------------------------------	----------

## Internal Corporate Services program

1311110 Financial Assistance Grant	Op Inc	(2,344,300)	(3,555,113)	(1,211,988)	1st and 2nd quarter for 2017/18 grant received in advance
1141858 Office Fitout - North Ryde Office and Top	Cap In	(1,158,420)	(50,000)	1,108,420	As per Auditor's advice, capital contribution is part of Lease incentives (whether applied as a fit-out incentive of rent abatement) should be spread across the period of the lease
1141858 Office Fitout - North Ryde Office and Top	Cap Ex	3,405,088		132,008	Carryover adjustments
2440811 LG Solution Software -Templates and Model	Cap Ex	59,750		(10,000)	Carryover funding for implementation of Fees and Charges Template
8641780 Integrated Field Connectivity	Cap Ex	92,500		(23,688)	Project has not been completed and unspent funding to be carried over to 2017/18
1141858 Office Fitout - North Ryde Office and Top	From R	(2,996,528)	(3,128,676)	(490,428)	As per Auditor's advice, capital contribution is part of Lease incentives (whether applied as a fit-out incentive of rent abatement) should be spread across the period of the lease
2440811 LG Solution Software -Templates and Model	From R	(59,750)	(21,000)	10,000	Carryover funding for implementation of Fees and Charges Template
50020 Information Technology Renewals	Cap Ex	401,872	421,243	19,370	Carryover adjustments
50020 Information Technology Renewals	From R	(401,872)	(421,242)	(19,370)	Carryover adjustments
8641780 Integrated Field Connectivity	From R	(92,500)	(68,812)	23,688	Project has not been completed and unspent funding to be carried over to 2017/18
1141858 Office Fitout - North Ryde Office and Top	To Res	750,000		(750,000)	As per Auditor's advice, capital contribution is part of Lease incentives (whether applied as a fit-out incentive of rent abatement) should be spread across the period of the lease
1311110 Financial Assistance Grant	To Res		1,211,988	1,211,988	1st and 2nd quarter for 2017/18 grant received in advance
<b>Total Internal Corporate Services program</b>					

# City of Ryde - Appendix B - 2016/2017 Quarterly Changes Report

		<i>Approved Budget 2017/2018</i>	<i>Actual 2017/2018</i>	<i>Proposed Changes 2017/2018</i>	<i>Comments</i>
--	--	--	-----------------------------	---	-----------------

## Governance and Civic program

1830498 Election 2017	NCP Ex			22,943	Ryde Bowling Club Maintenance Costs
1830498 Election 2017	From R		(22,943)	(22,943)	Ryde Bowling Club Maintenance Costs
<b>Total Governance and Civic program</b>					

# City of Ryde - Appendix B - 2016/2017 Quarterly Changes Report

		<i>Approved Budget 2017/2018</i>	<i>Actual 2017/2018</i>	<i>Proposed Changes 2017/2018</i>	<i>Comments</i>
--	--	--	-----------------------------	---	-----------------

## Land Use Planning program

4111221 Section 94 Capital Income-Roads	Cap In	(1,050,955)	(1,514,934)	(463,979)	Income received up to date
4111221 Section 94 Capital Income-Roads	Cap In	(2,388,134)	(2,778,345)	(390,211)	Income received up to date
4111221 Section 94 Capital Income-Roads	Cap In	(354,513)	(444,465)	(89,952)	Income received up to date
4111221 Section 94 Capital Income-Roads	Cap In	(9,203,096)	(10,380,595)	(1,177,499)	Income received up to date
4111221 Section 94 Capital Income-Roads	Cap In	(47,326)	(55,636)	(8,310)	Income received up to date
4111221 Section 94 Capital Income-Roads	To Res	2,388,134	2,778,345	390,211	Transfer Section 94 Contribution to Reserves
4111221 Section 94 Capital Income-Roads	To Res	9,203,096	10,380,595	1,177,499	Transfer Section 94 Contribution to Reserves
4111221 Section 94 Capital Income-Roads	To Res	1,050,955	1,514,934	463,979	Transfer Section 94 Contribution to Reserves
4111221 Section 94 Capital Income-Roads	To Res	354,513	444,465	89,952	Transfer Section 94 Contribution to Reserves
4111221 Section 94 Capital Income-Roads	To Res	47,326	55,636	8,310	Transfer Section 94 Contribution to Reserves
<b>Total Land Use Planning program</b>					

# City of Ryde - Appendix B - 2016/2017 Quarterly Changes Report

			<i>Approved Budget 2017/2018</i>	<i>Actual 2017/2018</i>	<i>Proposed Changes 2017/2018</i>	<i>Comments</i>
--	--	--	--	-----------------------------	---	-----------------

## Catchment program

50008	Stormwater Asset Replacement Renewal	Cap Ex	1,366,836	1,167,012	(100,000)	Delays due to unsafe work conditions, due to rain. Project on a slope and works cannot be undertaken due to unstable ground. Works planned to be completed early July 2017
50008	Stormwater Asset Replacement Renewal	From R	(1,359,526)	(1,166,545)	100,000	Delays due to unsafe work conditions, due to rain. Project on a slope and works cannot be undertaken due to unstable ground. Works planned to be completed early July 2017
50022	Stormwater Improvement Works Renewal	Cap Ex	1,347,571	1,489,432	141,862	Carryover adjustments
50022	Stormwater Improvement Works Renewal	From R	(1,342,111)	(1,489,433)	(141,862)	Carryover adjustments
<b>Total Catchment program</b>						

# City of Ryde - Appendix B - 2016/2017 Quarterly Changes Report

		<i>Approved Budget 2017/2018</i>	<i>Actual 2017/2018</i>	<i>Proposed Changes 2017/2018</i>	<i>Comments</i>
--	--	--	-----------------------------	---	-----------------

## Environmental program

8441887 RALC Multi-Purpose Centre - Solar	Cap Ex	35,000		(5,779)	Carryover adjustments
8441887 RALC Multi-Purpose Centre - Solar	From R	(35,000)	(29,221)	5,779	Carryover adjustments
<b>Total Environmental program</b>					



# City of Ryde - Appendix B - 2016/2017 Quarterly Changes Report

		<i>Approved Budget 2017/2018</i>	<i>Actual 2017/2018</i>	<i>Proposed Changes 2017/2018</i>	<i>Comments</i>
<b>Traffic &amp; Transport program</b>					
4130009	Pedestrian Accessibility & Mobility Plan	NCP In	(25,000)	(25,000)	Carryover adjustments
4130009	Pedestrian Accessibility & Mobility Plan	NCP Ex	45,000	6,171	Carryover adjustments
4930729	Devlin Street Traffic Study	NCP Ex	36,000	(36,000)	Project has not started in 2016/17 and unspent funding to be carried over to 2017/18
4141772	PAMP Implementation Works - Central, East	Cap In	(17,500)	17,500	Project has not started in 2016/17 and unspent funding to be carried over to 2017/18
4141772	PAMP Implementation Works - Central, East	Cap Ex	242,500	(37,091)	Project has not started in 2016/17 and unspent funding to be carried over to 2017/18
4141838	Roundabout at Monash/Buffalo Road	Cap Ex	75,000	(8,225)	Carryover adjustments
4941783	Eastwood Transport Management and Access	Cap Ex	98,117	(93,621)	Project has not completed in 2016/17 and unspent funding to be carried over to 2017/18
4141772	PAMP Implementation Works - Central, East	From R	(225,000)	(205,409)	19,591 Project has not completed in 2016/17 and unspent funding to be carried over to 2017/18
4141838	Roundabout at Monash/Buffalo Road	From R	(75,000)	(66,775)	8,225 Carryover adjustments
4941783	Eastwood Transport Management and Access	From R	(98,117)	(4,496)	93,621 Project has not completed in 2016/17 and unspent funding to be carried over to 2017/18
4130009	Pedestrian Accessibility & Mobility Plan	To Res	5,000	23,829	18,829 Carryover adjustments
4930729	Devlin Street Traffic Study	To Res		36,000	36,000 Project has not completed in 2016/17 and unspent funding to be carried over to 2017/18
<b>Total Traffic &amp; Transport program</b>					

# City of Ryde - Appendix B - 2016/2017 Quarterly Changes Report

		<i>Approved Budget 2017/2018</i>	<i>Actual 2017/2018</i>	<i>Proposed Changes 2017/2018</i>	<i>Comments</i>	
<b>Waste and Recycling program</b>						
5830714	Mobile Problem Waste Recycling Stations	NCP Ex	30,000		(14,599)	Project has not been completed and unspent funding to be carried over to 2017/18
6130715	Public Place Water Stations	NCP Ex	100,000		(100,000)	Transfer from Non capital to Stand alone capital project
6130726	Illegal Dumping Surveillance & Reduction	NCP Ex	39,300		(35,395)	Project has not been completed and unspent funding to be carried over to 2017/18
6142672	Public Place Water Solutions	Cap Ex			100,000	Transfer from Non capital to Stand alone capital project
5830714	Mobile Problem Waste Recycling Stations	From R	(30,000)	(15,401)	14,599	Project has not been completed and unspent funding to be carried over to 2017/18
6130715	Public Place Water Stations	From R	(100,000)		100,000	Transfer from Non capital to Stand alone capital project.
6130726	Illegal Dumping Surveillance & Reduction	From R	(39,300)	(3,904)	35,395	Project has not been completed and unspent funding to be carried over to 2017/18
6142672	Public Place Water Solutions	From R		(94,970)	(100,000)	Transfer from Non capital to Stand alone capital project
51027	Old Landfill SitesSubsidence Expansion	Cap In	(400,000)		400,000	Transfer budget to new account number
51027	Old Landfill SitesSubsidence Expansion	Cap Ex	4,352,106		(4,352,106)	Transfer budget to new account number
51027	Old Landfill SitesSubsidence Expansion	From R	(3,952,106)		3,952,106	Transfer budget to new account number
<b>Total Waste and Recycling program</b>						

# City of Ryde - Appendix B - 2016/2017 Quarterly Changes Report

		<i>Approved Budget 2017/2018</i>	<i>Actual 2017/2018</i>	<i>Proposed Changes 2017/2018</i>	<i>Comments</i>
--	--	--	-----------------------------	---	-----------------

**Property Portfolio program**

5540810 Civic Centre- Essential Renewal	Cap Ex	161,763		(154,353)	Project has not been completed and unspent funding to be carried over to 2017/18
5540810 Civic Centre- Essential Renewal	From R	(161,763)	(7,410)	154,353	Project has not been completed and unspent funding to be carried over to 2017/18
<b>Total Property Portfolio program</b>					

# City of Ryde - Appendix B - 2016/2017 Quarterly Changes Report

		<i>Approved Budget 2017/2018</i>	<i>Actual 2017/2018</i>	<i>Proposed Changes 2017/2018</i>	<i>Comments</i>
--	--	--	-----------------------------	---	-----------------

## Roads program

4710001 Road Services Unit Management	Op Inc	(869,190)	(1,316,871)	(446,080)	1st and 2nd quarter for 2017/18 grant received in advance
50004 Road Kerb Renewal	Cap Ex	2,987,150	3,685,369	410,000	Carryover adjustments
50004 Road Kerb Renewal	From R	(2,986,900)	(3,684,533)	(410,000)	Carryover adjustments
50006 Bridge Upgrade / Renewal	Cap Ex	80,000	79,761	(239)	Carryover adjustments
50006 Bridge Upgrade / Renewal	From R	(80,000)	(79,762)	239	Carryover adjustments
4710001 Road Services Unit Management	To Res		446,080	446,080	1st and 2nd quarter for 2017/18 grant received in advance
<b>Total Roads program</b>					

# City of Ryde - Appendix B - 2016/2017 Quarterly Changes Report

		<i>Approved Budget 2017/2018</i>	<i>Actual 2017/2018</i>	<i>Proposed Changes 2017/2018</i>	<i>Comments</i>
--	--	--	-----------------------------	---	-----------------

## Foreshore program

50009	Seawalls/Retaining Walls Refurbishment Re	Cap Ex	319,271	308,887	(10,384)	Carryover adjustments
50009	Seawalls/Retaining Walls Refurbishment Re	From R	(318,791)	(290,887)	10,384	Carryover adjustments
<b>Total Foreshore program</b>						

City of Ryde - Appendix B - 2016/2017 Quarterly Changes Report

	<i>Approved Budget 2017/2018</i>	<i>Actual 2017/2018</i>	<i>Proposed Changes 2017/2018</i>	<i>Comments</i>
--	--	-----------------------------	---	-----------------

GRAND TOTAL			(38,000)	
-------------	--	--	----------	--



**Appendix C - Consolidated Income & Expenditure Estimates 2016/2017**

**Includes all Special Rates & Levies**

	Original Budget 2016/2017 \$'000	C/Over Budget 2016/2017 \$'000	TOTAL Original Budget 2016/2017 \$'000	Sep Changes 2016/2017 \$'000	Dec Changes 2016/2017 \$'000	Mar Changes 2016/2017 \$'000	Jun Carryovers 2016/2017 \$'000	Jun Changes 2016/2017 \$'000	PROPOSED Budget 2016/2017 \$'000	ACTUAL YTD 2016/2017 \$'000	APPROVED Budget 2016/2017 \$'000	VARIANCE TO ACTUAL 2016/2017 \$'000	Revised YTD Actual Estimate (up to 30/09/2016)	%
<b>PROJECTED OPERATING RESULT</b>														
<b>OPERATING REVENUE</b>														
Rates & Annual Charges	76,133		76,133	850	245				77,228	77,415	77,228	(187)	77,415	100%
User Charges & Fees	13,774		13,774	2,123	378	60			16,335	17,426	16,335	(1,091)	17,426	107%
Interest	4,093		4,093		782	300			5,176	5,673	5,176	(497)	5,673	110%
Other Operating Revenue	8,468		8,468	632	(148)	50			9,002	8,861	9,002	141	8,861	98%
Operating Grants & Contributions	6,997	137	7,134	186	32	40	(63)	1,693	9,023	8,989	7,330	34	8,989	100%
<b>TOTAL OPERATING REVENUE</b>	<b>109,465</b>	<b>137</b>	<b>109,602</b>	<b>3,792</b>	<b>1,290</b>	<b>450</b>	<b>(63)</b>	<b>1,693</b>	<b>116,764</b>	<b>118,365</b>	<b>115,071</b>	<b>(1,600)</b>	<b>118,365</b>	<b>101%</b>
<b>OPERATING EXPENSES</b>														
Employee Costs	45,558	972	46,530	31	(687)	(1,085)			44,790	41,931	44,790	2,859	41,931	94%
Materials & Contracts	30,998	967	31,965	330	(1,648)	(575)	(315)	(201)	29,556	30,036	29,757	(480)	50,061	169%
Borrowing Costs	172		172						172	140	172	33	140	81%
Other Operating Expenses	20,935	229	21,164	(1,022)	40	(21)			20,160	17,945	20,160	2,216	22,431	111%
<b>TOTAL OPERATING EXPENSES</b>	<b>97,663</b>	<b>2,168</b>	<b>99,831</b>	<b>(662)</b>	<b>(2,294)</b>	<b>(1,681)</b>	<b>(315)</b>	<b>(201)</b>	<b>94,679</b>	<b>90,052</b>	<b>94,879</b>	<b>4,627</b>	<b>114,562</b>	<b>121%</b>
<b>Operating Result Before Capital Amounts</b>	<b>11,802</b>	<b>(2,031)</b>	<b>9,771</b>	<b>4,454</b>	<b>3,584</b>	<b>2,131</b>	<b>252</b>	<b>1,894</b>	<b>22,086</b>	<b>28,313</b>	<b>20,192</b>	<b>(6,227)</b>	<b>3,803</b>	<b>17%</b>
Capital Grants & Contributions	6,058	1,228	7,286	7,577	2,594	7,776	(55)	642	25,819	25,428	25,177	391	25,428	98%
In-kind Contributions														
Net Gain / (Loss) on Disposal of Assets										(1,072)		1,072	(1,072)	
<b>Total Capital Income</b>	<b>6,058</b>	<b>1,228</b>	<b>7,286</b>	<b>7,577</b>	<b>2,594</b>	<b>7,776</b>	<b>(55)</b>	<b>642</b>	<b>25,819</b>	<b>24,356</b>	<b>25,177</b>	<b>1,463</b>	<b>24,356</b>	<b>94%</b>
<b>Operating Result Before Depreciation</b>	<b>17,860</b>	<b>(804)</b>	<b>17,057</b>	<b>12,030</b>	<b>6,178</b>	<b>9,907</b>	<b>197</b>	<b>2,536</b>	<b>47,904</b>	<b>52,669</b>	<b>45,369</b>	<b>(4,765)</b>	<b>28,158</b>	<b>59%</b>
Depreciation & Impairment	15,897		15,897						15,897	12,835	15,897	3,062	12,835	
<b>Operating Result</b>	<b>1,963</b>	<b>(804)</b>	<b>1,160</b>	<b>12,030</b>	<b>6,178</b>	<b>9,907</b>	<b>197</b>	<b>2,536</b>	<b>32,007</b>	<b>39,834</b>	<b>29,472</b>	<b>(7,826)</b>	<b>15,323</b>	<b>48%</b>



**Appendix C - Consolidated Income & Expenditure Estimates 2016/2017**

**Includes all Special Rates & Levies**

<b>PROJECTED FUNDING</b>	<b>Original Budget</b>	<b>C/Over Budget</b>	<b>TOTAL Original Budget</b>	<b>Sep Changes</b>	<b>Dec Changes</b>	<b>Mar Changes</b>	<b>Jun Carryovers</b>	<b>Jun Changes</b>	<b>PROPOSED Budget</b>	<b>ACTUAL YTD</b>	<b>APPROVED Budget</b>	<b>VARIANCE TO ACTUAL</b>	<b>revised 11/2 Actual Estimate (up to 30/09)</b>	<b>%</b>
<b>OPERATING RESULT</b>	1,963	(804)	1,160	12,030	6,178	9,907	197	2,536	32,007	39,834	29,472	(7,826)	15,323	48%
Funding														
ADD (Non-Cash) - Depreciation	15,897		15,897						15,897	12,835	15,897	3,062	12,835	81%
ADD (Non-Cash) - ELE Accruals										602		(602)	602	
ADD (Non-Cash) - Interest on Security Deposits - Accruals											900	(1,497)	2,397	266%
ADD Book Value of Assets Disposed	900		900						900	2,397	900	(1,497)	2,397	266%
<b>Cash Available to Fund Capital Expenditure</b>	<b>18,760</b>	<b>(804)</b>	<b>17,957</b>	<b>12,030</b>	<b>6,178</b>	<b>9,907</b>	<b>197</b>	<b>2,536</b>	<b>48,804</b>	<b>55,668</b>	<b>46,269</b>	<b>(6,864)</b>	<b>31,158</b>	
<b>CAPITAL EXPENDITURE</b>														
City Planning and Development	2,740	8,576	11,316	345	(264)	233	(7,578)	(129)	3,923	3,842	4,053	81	4,803	122%
City Works and Infrastructure	33,853	6,612	40,465	7,233	(4,066)	532	(4,065)	550	40,649	39,895	40,099	754	49,869	123%
Customer and Community Services	970	147	1,116	100	(50)	(50)	(157)	(64)	945	943	1,009	2	1,179	125%
Corporate and Organisational Support Services	872	609	1,481	(16)	(558)	166	(400)	(145)	528	461	673	68	576	109%
<b>TOTAL CAPITAL EXPENDITURE</b>	<b>38,435</b>	<b>15,944</b>	<b>54,379</b>	<b>7,662</b>	<b>(4,888)</b>	<b>881</b>	<b>(12,200)</b>	<b>211</b>	<b>46,046</b>	<b>45,141</b>	<b>45,834</b>	<b>905</b>	<b>56,426</b>	123%
<b>Cash Flow to Fund</b>	<b>(19,675)</b>	<b>(16,748)</b>	<b>(36,422)</b>	<b>4,368</b>	<b>11,065</b>	<b>9,026</b>	<b>12,397</b>	<b>2,324</b>	<b>2,759</b>	<b>10,527</b>	<b>435</b>	<b>(7,769)</b>	<b>(25,268)</b>	
<b>Financed by:</b>														
Opening Working Capital	3,286	1,231	4,517						4,517	4,517	4,517		4,517	
<b>Borrowings</b>														
New Borrowings	350		350		(150)	(50)			150		150	150		
Less: Loan Repayments	(887)		(887)						(887)	(865)	(887)	(23)	(865)	
Net Loan Funds (Payments/Receipts)	(537)		(537)		(150)	(50)			(737)	(865)	(737)	127	(865)	
<b>Reserves</b>	<b>19,926</b>	<b>16,748</b>	<b>36,674</b>	<b>(4,523)</b>	<b>(10,543)</b>	<b>(8,610)</b>	<b>(12,397)</b>	<b>(2,286)</b>	<b>(1,685)</b>	<b>(6,242)</b>	<b>602</b>	<b>4,557</b>	<b>(1,685)</b>	
<b>Closing Working Capital</b>	<b>3,001</b>	<b>1,231</b>	<b>4,232</b>	<b>(155)</b>	<b>373</b>	<b>366</b>		<b>38</b>	<b>4,854</b>	<b>7,938</b>	<b>4,816</b>	<b>(3,084)</b>	<b>(23,301)</b>	