

# Quarterly Review Report



**Four Year Delivery Plan 2016 – 2020**  
including One Year Operational Plan 2016/17

**Quarter Three**  
**January – March 2017**

 **City of Ryde**  
Lifestyle and opportunity @ your doorstep

# Contents

<b>General Manager's Overview</b>	04
<b>Outcome Summaries</b>	12
<b>A City of Liveable Neighbourhoods</b>	13
<b>A City of Wellbeing</b>	17
<b>A City of Prosperity</b>	21
<b>A City of Environmental Sensitivity</b>	25
<b>A City of Connections</b>	30
<b>A City of Harmony and Culture</b>	35
<b>A City of Progressive Leadership</b>	38
<b>Projects by Program</b>	42
Open Space, Sport and Recreation Program	42
Roads Program	47
Property Portfolio Program	49
Catchment Program	51
Centres and Neighbourhood Program	53
Library Program	56
Governance and Civic Program	58

Customer and Community Relations Program	60
Community and Cultural Program	62
Risk Management Program	64
Paths and Cycleways Program	65
Environmental Program	67
Strategic City Program	69
Land Use Planning Program	71
Traffic and Transport Program	73
Economic Development Program	77
Organisational Development Program	79
Foreshore Program	80
Regulatory Program	82
Waste and Recycling Program	84
Internal Corporate Services Program	86

## Appendices

Appendix A – Reserve Listing Report	89
Appendix B – 2016/17 Quarterly Changes Report	94
Appendix C– Consolidated Income and Expenditure Estimates 2016/17	109

## General Manager's Overview

### Quarterly Overview

This Quarterly Review reports on the progress towards the achievement of the City of Ryde's Delivery Plan 2016-2020 including One Year Operational Plan 2016/17 as at 31 March 2017. Council monitors the progress of the Operational Plan on a quarterly basis, with the report highlighting Council's performance against key indicators and the planned projects.

As a result of the March Quarterly Review, Council's proposed budget adjustments in this quarterly review will result in an increase to Council's Working Capital by \$0.37 million to \$4.82 million. Further information about Council's financial position can be found in the section below.

It is pleasing that Council is tracking well with our schedule of Capital and Non-Capital projects to be delivered for the 2016/17 year. As at 31 March 2017 we currently only have nine projects that are reported as being 'action required'. However, this quarterly review recommends the cancellation of four projects, with three of the four projects relating to the current proposed merger. A detailed explanation for each cancelled project can be found in the project comments in the programs section. The balance of Council's projects is reported as on track, completed or have not been scheduled to commence until Q4.

The following summary below is provided on the key components of Council's Operational Plan 2016/17 and is supported by detailed information in the appendices.

### Financial Position

Following this quarter's budget review as stated, Council's financial position has improved with a net increase of \$9.91 million in Council's Operating Surplus. Council's projected Operating Result before Capital Grants and Contributions and after depreciation is a surplus of \$4.042 million. A majority of this increase relates to Section 94 contribution (\$7.50 million), additional Development Assessments income (\$0.36 million), additional investment income \$0.25 million Section 94 (\$0.30 million), additional Environmental Enforcement Levy (\$0.20 million) and \$0.88 million savings from the salaries and wages, with some of these funds being transferred to Reserves. This includes transferring \$1.00 million additional funding to Investment Property Reserve to fund the future property redevelopment.

The Capital Works Program, YTD, is at approximately 53.41% net financially, excluding contributed assets.

Operating expenses, YTD, are within 12.64% (favourable) of the budgeted amounts, which is a sound result.

Operating Income (Base Budget and Non-Capital & Capital Income) is projected to increase by \$8.23 million (6.22%) and Operating Expenses are projected to decrease by \$1.68 million (-1.73%), a net increase in the Operating Surplus of \$9.91 million to \$45.17 million.

Council had budgeted to undertake \$57.15 million of capital works. This is projected to increase by \$0.88 million, resulting in a revised total capital works budget of \$58.03 million.

### **Base Budget**

Base Budget Income is projected to increase by \$0.36 million to \$114.78 million, while Base Budget Expenses are projected to decrease by \$1.29 million to \$91.64 million, giving a net projected increase in the Base Budget Surplus of \$1.65 million (7.68%) and a projected Base Budget Surplus of \$23.14 million.

### **Non-Capital Budget**

Non-Capital Expenses are projected to decrease by \$0.39 million to \$3.60 million, giving a net projected decrease in net Non-Capital Expenditure of \$0.48 million (-13.03%).

### **Capital Budget**

Capital Income is projected to increase by \$7.78 million to \$25.23 million, while Capital Expenses are projected to increase by \$0.88 million to \$58.03 million.

### **Reserve Movements**

The net movement of Reserves had a revised budgeted position to be a net transfer from reserves of \$21.61 million for works carried over plus funding other works. This is projected to have a net decrease of \$8.61 million from reserves to a net total of \$13.00 million transfer from reserves.

## Financial Position Overview

(\$'000)	Original Budget 2016/17	Carryover Budget 2016/17	Previously Approved Changes	Revised Budget 2016/17	Proposed Changes 2016/17	Projected Budget 2016/17	Actual YTD 2016/17	Budget YTD 2016/17	% Variance
<b>Base</b>									
Income	(109,509)		(4,909)	(114,419)	(360)	(114,779)	(106,876)	(102,146)	4.63%
Expenditure <sup>1</sup>	93,011	1,201	(1,286)	92,926	(1,291)	91,635	61,627	69,773	-11.67%
<b>Net</b>	<b>(16,499)</b>	<b>1,201</b>	<b>(6,195)</b>	<b>(21,493)</b>	<b>(1,651)</b>	<b>(23,144)</b>	<b>(45,249)</b>	<b>(32,373)</b>	<b>39.77%</b>
<b>Non-Capital</b>									
Income		(137)	(172)	(309)	(90)	(399)	(174)	(284)	-38.66%
Expenditure	4,697	967	(1,670)	3,994	(390)	3,604	1,750	2,774	-36.92%
<b>Net</b>	<b>4,697</b>	<b>830</b>	<b>(1,842)</b>	<b>3,685</b>	<b>(480)</b>	<b>3,205</b>	<b>1,576</b>	<b>2,490</b>	<b>-36.72%</b>
<b>Capital</b>									
Income	(6,058)	(1,228)	(10,171)	(17,457)	(7,776)	(25,232)	(22,479)	(12,994)	72.99%
Expenditure	38,435	15,944	2,774	57,153	881	58,034	30,998	47,123	-34.22%
<b>Net</b>	<b>32,377</b>	<b>14,716</b>	<b>(7,396)</b>	<b>39,697</b>	<b>(6,895)</b>	<b>32,802</b>	<b>8,519</b>	<b>34,129</b>	<b>-75.04%</b>
Reserve Movement	<b>(19,926)</b>	<b>(16,748)</b>	<b>15,066</b>	<b>(21,608)</b>	<b>8,610</b>	<b>(12,998)</b>	<b>(1,209)</b>	<b>(4,576)</b>	<b>-73.59%</b>
<b>Other Items</b>									
Book Value of Assets	(900)			(900)		(900)	(854)	(448)	
Advances									
Loan Proceeds	(350)		150	(200)	50	(150)		(150)	-100.00%
Loan Repayments	887			887		887	680	738	-7.90%
<b>Total Other Items</b>	<b>(363)</b>		<b>150</b>	<b>(213)</b>	<b>50</b>	<b>(163)</b>	<b>(174)</b>	<b>141</b>	<b>-224.02%</b>
<b>Net Change In Working Capital</b>	<b>285</b>	<b>(0)</b>	<b>(218)</b>	<b>67</b>	<b>(366)</b>	<b>(299)</b>	<b>(36,538)</b>	<b>(190)</b>	<b>19144.82%</b>

<sup>1</sup> Excluding depreciation







## Progress against Indicators

Our performance indicators help to provide a snapshot of the organisation's health. Corporate indicators focus on major areas across the whole organisation and program indicators track how we are delivering on specific elements within each of the 21 programs outlined in our Delivery Program 2016-2020 including our One Year Operational Plan 2016/17.

### Corporate Indicators

As identified in the table below, all the corporate indicators are, with the exception of three, on track.

**Key:**  On track  Action required  Complete  Not started  Cancelled  Deferred

Measure	Performance Indicator	2016/17 Target	Quarterly Result	Status	Comments
Responsiveness to customer requests	% customer requests actioned within agreed timeframes (currently 10 working days )	>= 90%	95%		
Responsiveness to customer requests	% of inward correspondence actioned within agreed timeframes (currently 10 working days )	>= 90%	92%		
Effective complaints handling	% of Tier One and Two Complaints resolved within agreed standards	= 100%	88%		Seven of eight complaints completed on time.
Base Budget management	% variance of YTD approved base budget Income as at last quarter (That you are not more than 2% under your approved Base Budget Income)	>= -2%	4.63%		
Base Budget management	% variance of YTD approved Base Budget Expenditure as at last quarter (That you are not more than 2% over your approved Base Budget Expenditure)	<= 2%	-11.67%		
Projects are well managed	% project milestones completed on time	>= 90%	80%		97 of 121 milestones were completed on time in Q3. 82% YTD 270 of 330 scheduled milestones were completed on

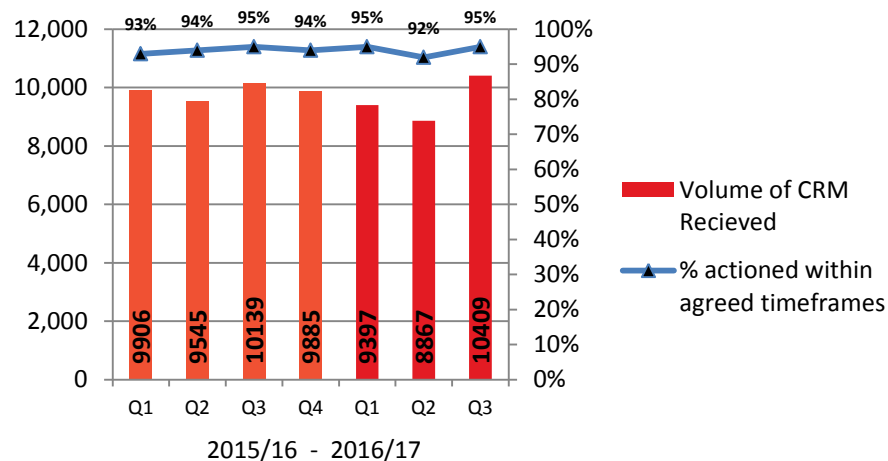
Measure	Performance Indicator	2016/17 Target	Quarterly Result	Status	Comments
---------	-----------------------	----------------	------------------	--------	----------

time.

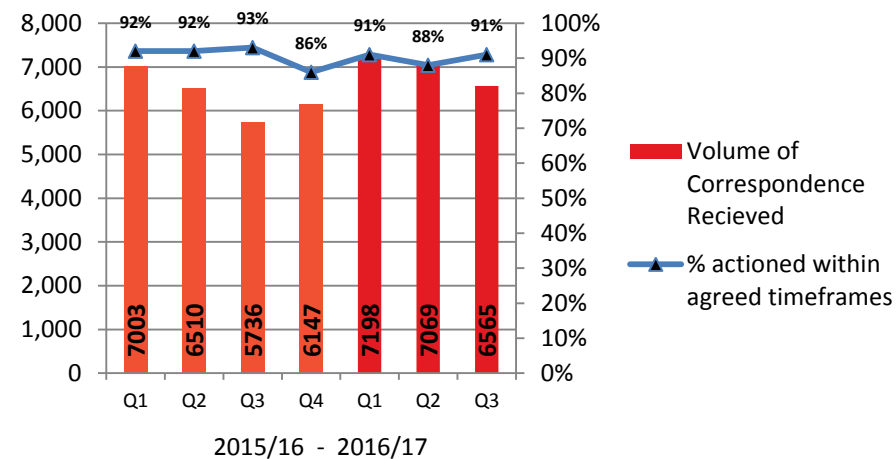
Occupational Health and Safety	Number of LTI days per quarter (reduction from previous quarter)	Q2 = 29	54	✗	
Management of Annual Leave balances in excess of 40 days	Number of staff with annual leave balances of >40 days (reduction from previous quarter)	Q2 = 39	33	☺	
Risk Management	% of internal audit recommendations implemented within agreed timeframes	= 100%	100%	☺	

The following corporate indicators met the target this quarter, noting that the organisation will be working to improve further or maintain this result at the next quarter:-

**Customer Requests - CRMs**



**Correspondence Received**

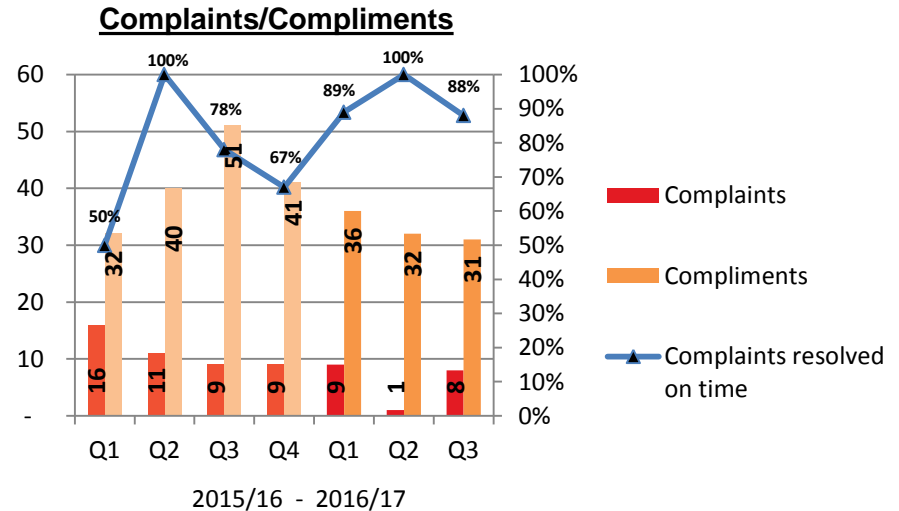
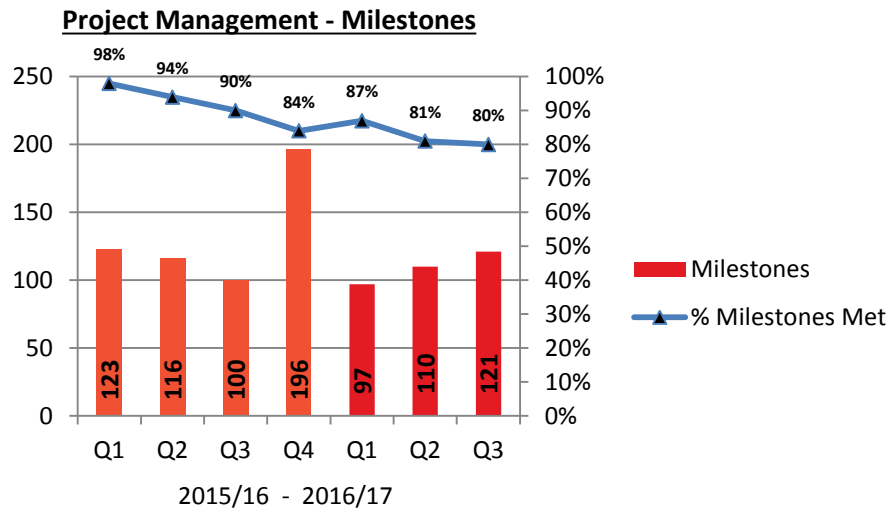




We have maintained our high response rate to customer requests. Our result was 95% for requests actioned within agreed timeframes. This is above our target of 90% and continues our trend of achieving over the target again highlights our continued commitment to excellent customer service.

Our responsiveness to inward correspondence result was improved. Our result was 91% which is just above our target of 90% but still on trend of achieving on or around 90% (+/- 5%).

The corporate indicators which have not met target this quarter and where we will look for an improvement on next quarter are:-



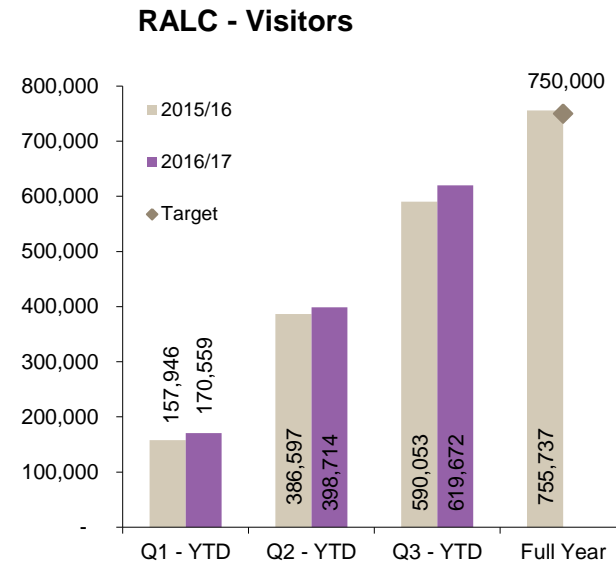
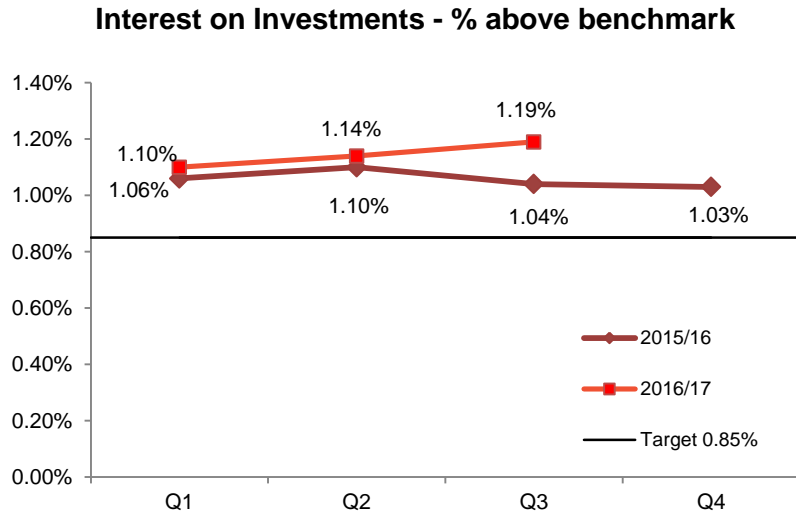
We had a decrease of 1% in our number of milestones met on time indicator in Q4, with a result of 80% against our target of 90%. This measure is only for milestones scheduled in Q3 and of the 121 milestones scheduled, 97 were met on time.

Our handling of complaints indicator dropped this quarter to 88% against our target of 100%. This is an unusual result for this indicator as we pride ourselves on our responsiveness to our customers. Upon further investigation, it was discovered that for the one complaint that was not

closed off within timeframe, it was complex complaint that required independent in-depth investigation. Steps have been put in place to ensure that this result is improved in the coming quarter.

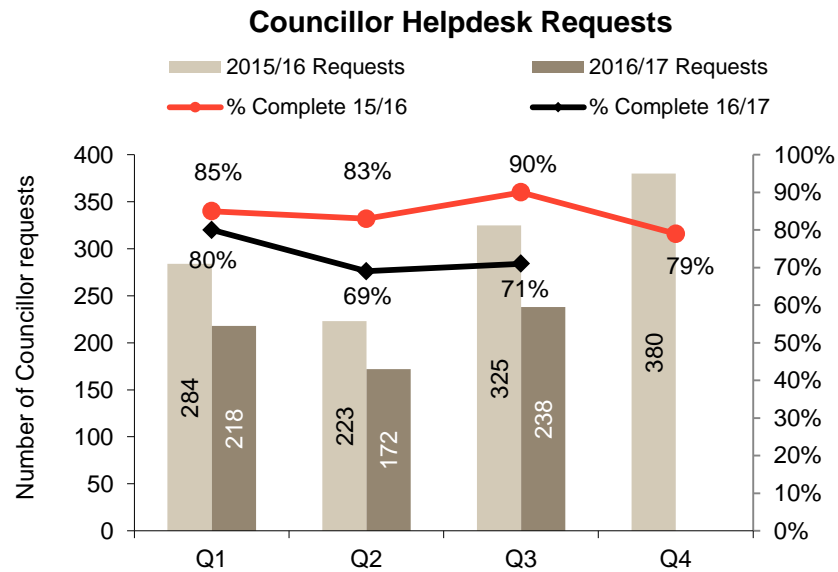
**Program Indicators**

I would like to draw particular attention to the following areas of Council where performance has improved against previous trends or targets:



Council’s investments still continue to exceed the investment benchmark even better than the previous year. With the cash rate at an historical low we have been doing well to hold our returns at this level.

Visitor numbers to the RALC have continued to be strong. There was a five percent increase on quarter three last year and there was also a 55% percent increase from previous quarter. This is a positive result and trending well for our annual target of 750,000 patrons.



Although the number of councillor requests responded to is below the target of 90% it is pleasing to see an increase in this indicator from 69% to 71% despite there being 66 more requests than the previous quarter.

I welcome any feedback on this Quarterly Review Report and would appreciate any comments or suggested improvements.

Regards

Roy Newsome  
A/General Manager



# Outcome Summaries

City of Liveable Neighbourhoods|  
City of Wellbeing| City of Prosperity|  
City of Environmental Sensitivity|  
City of Connections| City of Harmony  
and Culture| City of Progressive  
Leadership|

# A City of Liveable Neighbourhoods

A range of well-planned clean and safe neighbourhoods, and public spaces, designed with a strong sense of identity and place.

Goal One	Goal Two	Goal Three
All residents enjoy living in clean, safe, friendly and vibrant neighbourhoods	Our community has a strong sense of identity in their neighbourhoods and are actively engaged in shaping them.	Our neighbourhoods thrive and grow through sustainable design, planning and regulation that support community needs

## Financial Position

Base Budget surplus has net increase of \$699,000 due to a better than forecast increase in fees related to development, this is largely the result of continued levels of activity in the construction and development sectors. Base Expenditure decreased by \$139,000 which also relates to the high development and construction activities.

Non Capital no changes this quarter.

Capital income increased by \$128,000 received from developer contributions. This has been transferred to reserve.










	Revised Budget 2016/17 (\$'000)	Proposed Changes 2016/17	Projected Budget 2016/17	Actual YTD 2016/17	Budget YTD 2016/17	% Variance
<b>Base</b>						
Income	(4,591)	(560)	(5,151)	(4,219)	(3,772)	11.85%
Expenditure	9,372	(139)	9,234	6,628	7,025	-5.66%
<b>Net</b>	<b>4,782</b>	<b>(699)</b>	<b>4,083</b>	<b>2,408</b>	<b>3,253</b>	<b>-25.97%</b>
<b>Non-Capital</b>						
Income						
Expenditure	277		277	84	242	-65.19%
<b>Net</b>	<b>277</b>		<b>277</b>	<b>84</b>	<b>242</b>	<b>-65.19%</b>
<b>Capital</b>						
Income	(1,893)	(128)	(2,021)	(2,021)	(1,893)	6.74%
Expenditure	610		610	100	531	-81.18%
<b>Net</b>	<b>(1,284)</b>	<b>(128)</b>	<b>(1,411)</b>	<b>(1,921)</b>	<b>(1,363)</b>	<b>40.98%</b>
Reserve Movement	1,005	128	1,133	(5)	1,510	-100.30%
<b>Other Items</b>						
Book Value of Assets						
Advances						
Loan Proceeds						
Loan Repayments						
<b>Total Other Items</b>						
<b>Net Change In Working Capital</b>	<b>4,780</b>	<b>(699)</b>	<b>4,082</b>	<b>567</b>	<b>3,643</b>	<b>-84.43%</b>

## Progress against Projects

### Operational Plan Projects for 2016/2017

Key:  On track  Action required  Complete  Not started  Cancelled  Deferred

Program/projects	Status	Comment
<b>Open Space, Sport &amp; Recreation program</b>		
Street Tree Planting Program		Programmed Q4.
Update Open Space Plans of Management and Site Masterplans		This project will is ongoing, with further funding in 2017/18. A number of surveys and base studies are underway for priority sites and these will inform the Plans of Management/Master planning work scheduled for 2017/18.
<b>Centres and Neighbourhood program</b>		
Gladesville Clocktower Monument Conservation		Heritage bricks have been sourced and a construction plan has been developed - some carryover may be required to allow works to be completed in early Q1 2017/18.
Neighbourhood Centre Renewal		Allars complete and Callaghan and Watts on track for completion in Q4.
Ryde Town Centre Monuments		Conservation management Plan completed. Works to house the monument at its new location have been delayed and it is anticipated the Monument will be relocated in 2017/18. A Carryover will be required.
<b>Land Use Planning program</b>		
Affordable Housing - Inclusionary Zoning Testing and Analysis		
Affordable Housing Calculator		Work on the calculator has been put on hold pending the outcome of the Feasibility study. The draft study was completed in Q3 and it is anticipated a report to Council will be provided in Q4. The scope and timing of the calculator is currently under review, this may be carried over

Program/projects	Status	Comment
		pending the outcome of the feasibility study and the planning instrument proposed.
Bushfire Mapping System	🔄	Field work completed at all sites. Awaiting draft mapping and report which is due this week. On track for completion before 30 June 2017.
Section 94 Contribution Plan	🔄	Internal consultation on Works Schedule took longer than anticipated. The Works schedule has subsequently been delayed.





# City of Wellbeing

A healthy and safe community, with all supported throughout their life by services, facilities and people.

Goal One	Goal Two	Goal Three
Our residents are encouraged and supported to live healthy and active lives.	All residents feel supported and cared for in their community through the provision of ample services and facilities.	Residents feel secure and included in an environment where they can connect socially and are supported by their neighbours.

## Financial Position

Base Budget surplus has net increase of \$74,000 due to realignment of budget between the Operating and Maintenance clusters.

Non Capital has no changes this quarter.

Capital Budget has a net increase of \$315,000 which relates to additional funding sought through Section 94, for the project at Meadowbank Fields seven and eight.











	Revised Budget 2016/17 (\$'000)	Proposed Changes 2016/17	Projected Budget 2016/17	Actual YTD 2016/17	Budget YTD 2016/17	% Variance
<b>Base</b>						
Income	(8,080)	50	(8,030)	(6,776)	(6,782)	-0.09%
Expenditure	16,764	(124)	16,640	11,977	12,577	-4.77%
<b>Net</b>	<b>8,683</b>	<b>(74)</b>	<b>8,609</b>	<b>5,201</b>	<b>5,795</b>	<b>-10.24%</b>
<b>Non-Capital</b>						
Income	(134)		(134)		(134)	-100.00%
Expenditure	303		303	3	265	-98.84%
<b>Net</b>	<b>168</b>		<b>168</b>	<b>3</b>	<b>131</b>	<b>-97.64%</b>
<b>Capital</b>						
Income	(5,493)		(5,493)	(5,103)	(1,493)	241.86%
Expenditure	17,689	315	18,004	5,975	13,633	-56.17%
<b>Net</b>	<b>12,196</b>	<b>315</b>	<b>12,511</b>	<b>872</b>	<b>12,140</b>	<b>-92.82%</b>
Reserve Movement	(12,269)	(144)	(12,413)	(30)	(5,202)	-99.43%
<b>Other Items</b>						
Book Value of Assets						
Advances						
Loan Proceeds						
Loan Repayments	263		263	230	197	16.66%
<b>Total Other Items</b>	<b>263</b>		<b>263</b>	<b>230</b>	<b>197</b>	<b>16.66%</b>
<b>Net Change In Working Capital</b>	<b>9,042</b>	<b>97</b>	<b>9,139</b>	<b>6,277</b>	<b>13,061</b>	<b>-51.94%</b>

## Progress against Projects

### Operational Plan Projects for 2016/2017

Key:  On track  Action required  Complete  Not started  Cancelled  Deferred

Program/projects	Status	Comment
<b>Open Space, Sport &amp; Recreation program</b>		
Construction of Skate Facilities within City of Ryde		As per Council's resolution consultation on both potential sites (Eastwood and Meadowbank) was undertaken in Q3. Feedback is being collated and a recommendation and implementation plan will be put to Council as soon as possible. Construction works are funded through 2017/18 and remaining funds from the consultation will be carried over for construction.
Development of the Olympic Park Strategic Plan and Master Plan		Tender has closed and is under review, with the evaluation report scheduled to go to Council in June. Due to the delay waiting for the Draft Sport & Recreation study to be placed on display, the tender process and reporting timelines, the remaining funds allocated for this year, will be carried forward to be added to the project's balance of total funds already allocated in next financial year.
Passive Parks Improvement and Expansion		Project funds will be carried over into 2017/18. Fitness Equipment, Dog Off Leash, and Charity Creek Cascade projects to be carried over due to rain delays and VIVA approval.
Playground Construction - Renewal		Project flagged to be a potential carryover. Lynelle Park will be a multiple year project, as resolved by Council. Mulhall Park has been delayed due to wet weather.
RALC Asset Renewal		One sub-project under review (exit doors), remaining projects on track to be completed.
Sportsfield Floodlighting Expansion		Community consultation in progress.
Sportsfield Floodlighting Renewal		Meadowbank two, three, seven and eight in progress. Anticipated Carry Over fields seven and eight due to wet weather delays.
Sportsfield Renewal & Upgrade		Meadowbank seven and eight earthworks and drainage complete. Wet weather delays may require carry over to establish surface.



Program/projects	Status	Comment
Sportsground Amenities Renewal & Upgrade	✓	
Synthetic Sports Surfaces Action Plan Implementation	⊘	
<b>Library program</b>		
Community Buildings Renewals - Libraries	✓	
Digital enhancement for Libraries	↻	Project continues, will be completed in Q4.
RFID equipment replacement	✗	Procurement of contractors in progress.
<b>Community and Cultural program</b>		
Community Buildings Renewal	↻	Marshfield Hall and 176 Shaftsbury street asbestos removal program is on track to be completed on 14 April 2017. Brush Farm house signage is due for completion in May 2017. North Ryde Kitchen and renovation works are scheduled to be completed by 28 April 2017 With the exception of Willandra House all proposed projects are scheduled to be completed by 30 June 2017.



# A City of Prosperity

Creating urban centres which champion business, innovation and technology to stimulate economic growth and local jobs.

Goal One	Goal Two	Goal Three
Our Community and businesses across the city flourish and prosper in an environment of innovation progression and economic growth.	Our city is well-designed and planned to encourage new investment, local jobs and business opportunities.	Macquarie Park is recognised globally and locally as an innovative education and technology hub.

## Financial Position

Base Budget has no changes this quarter.

Non Capital has a net increase of \$50,000

Capital has a net increase of \$233,000 for additional funding for construction costs relating to the Rowe Street project.

	Revised Budget 2016/17 (\$'000)	Proposed Changes 2016/17	Projected Budget 2016/17	Actual YTD 2016/17	Budget YTD 2016/17	% Variance
<b>Base</b>						
Income	(16)		(16)	(9)	(12)	-20.60%
Expenditure	1,428		1,428	911	1,058	-13.82%
<b>Net</b>	<b>1,412</b>		<b>1,412</b>	<b>902</b>	<b>1,046</b>	<b>-13.75%</b>
<b>Non-Capital</b>						
Income	(72)		(72)	(78)	(72)	7.64%
Expenditure	562	50	612	322	452	-28.75%
<b>Net</b>	<b>490</b>	<b>50</b>	<b>540</b>	<b>245</b>	<b>380</b>	<b>-35.64%</b>
<b>Capital</b>						
Income						
Expenditure	3,125	233	3,358	1,632	2,802	-41.76%
<b>Net</b>	<b>3,125</b>	<b>233</b>	<b>3,358</b>	<b>1,632</b>	<b>2,802</b>	<b>-41.76%</b>
Reserve Movement	(3,787)	(283)	(4,070)	(20)	(1,991)	-99.00%
<b>Other Items</b>						
Book Value of Assets						
Advances						
Loan Proceeds						
Loan Repayments						
<b>Total Other Items</b>						
<b>Net Change In Working Capital</b>	<b>1,239</b>		<b>1,239</b>	<b>2,758</b>	<b>2,237</b>	<b>23.33%</b>

## Progress against Projects

### Operational Plan Projects for 2016/2017

Key: ⊙ On track ✘ Action required ✓ Complete ⊖ Not started ⊙ Cancelled ▶▶ Deferred

Program/projects	Status	Comment
<b>Open Space, Sport &amp; Recreation program</b>		
Shrimptons Creek Corridor Embellishment	⊖	
<b>Centres and Neighbourhood program</b>		
Embellishing planting along Waterloo Road	⊙	Some works were undertaken. The remainder of the works were delayed to confirm the scope of works associated with the Rail Shutdown and RMS Bus Priority Project. This project is now recommended to be cancelled due to RMS Bus Priority proposals along Waterloo Rd.
Multi Function Poles in Macquarie Park	✘	This is a two year project scheduled for completion in 2017/18. Carryover will be required in Q4 as construction will commence slightly later than anticipated. It is anticipated the design will be completed this financial year allowing construction to be completed in 17/18 on schedule.
Public Domain Upgrade Lane Cove (east)	▶▶	
Town Centre Upgrade Renewal	⊙	Capital Works in Eastwood will be complete with the installation of street furniture and utilities early in 2017/18. This project will require a carryover.
Transport Management Association	⊙	
<b>Community and Cultural program</b>		
Macquarie-Ryde Futures - PhD - Social Inclusion and building resilience	✘	University yet to provide update on outcome of selection process.
<b>Strategic City program</b>		



Program/projects	Status	Comment
West Ryde Plaza	🔄	Council is working with the artist of the sculpture to be removed from the plaza to confirm the process and cost of removal and relocation. Work has also begun on confirming the works required at the new site to ensure the sculptures are safely re-housed. As per Council's resolution, further consultation regarding the final design for the plaza will be undertaken in Q4.
<b>Land Use Planning program</b>		
Macquarie-Ryde Futures - PhD - Housing and Community Development (Macquarie Park)	✗	University yet to provide update on selection process.
<b>Economic Development program</b>		
Centres Activation Program (Town and Neighbourhood Centres)	🔄	
Economic Development Plan Implementation	🔄	
Implementation-Macquarie Park Marketing Plan	🔄	
NBN Feasibility Study Macquarie Park	✓	A desktop feasibility study and stakeholder demand assessment concluded that Macquarie Park businesses are not NBN dependent and many have existing fast broadband access.





# A City of Environmental Sensitivity

Working together as a community to protect and enhance our natural and built environments for the future.

Goal One	Goal Two	Goal Three
Our residents, businesses and visitors collaborate in the protection and enhancement of our natural environment.	To encourage and enable all our residents to live a more environmentally sensitive life.	As we grow, we protect and enhance the natural and built environments for future enjoyment and manage any impacts of climate change.

## Financial Position

Base Budget has net increase of \$270,000 due to internal transfers to align budget more accurately.

Non Capital has an increase of \$39,000 this quarter. This is the redirection of Grant funding as part of the Waste-to-Art project.






Capital has a net increase of \$117,000 due to the compulsory acquisition of Porters Creek reserve from the Department of Primary Industries and subsequently increase funding to align with delivery requirements for 2016/17.

	Revised Budget 2016/17 (\$'000)	Proposed Changes 2016/17	Projected Budget 2016/17	Actual YTD 2016/17	Budget YTD 2016/17	% Variance
<b>Base</b>						
Income	(21,799)		(21,799)	(21,012)	(16,739)	25.52%
Expenditure	22,787	270	23,057	13,126	16,764	-21.70%
<b>Net</b>	<b>988</b>	<b>270</b>	<b>1,258</b>	<b>(7,885)</b>	<b>25</b>	<b>-31729.30%</b>
<b>Non-Capital</b>						
Income						
Expenditure	600	39	639	298	478	-37.68%
<b>Net</b>	<b>600</b>	<b>39</b>	<b>639</b>	<b>298</b>	<b>478</b>	<b>-37.68%</b>
<b>Capital</b>						
Income	(55)		(55)		(55)	-100.00%
Expenditure	10,233	117	10,350	8,521	9,272	-8.11%
<b>Net</b>	<b>10,178</b>	<b>117</b>	<b>10,295</b>	<b>8,521</b>	<b>9,217</b>	<b>-7.56%</b>
Reserve Movement	<b>(8,785)</b>	<b>(215)</b>	<b>(9,000)</b>	<b>(94)</b>	<b>(5,206)</b>	<b>-98.19%</b>
<b>Other Items</b>						
Book Value of Assets						
Advances						
Loan Proceeds						
Loan Repayments						
<b>Total Other Items</b>						
<b>Net Change In Working Capital</b>	<b>2,981</b>	<b>210</b>	<b>3,191</b>	<b>839</b>	<b>4,514</b>	<b>-81.41%</b>

## Progress against Projects

### Operational Plan Projects for 2016/2017

Key:  On track  Action required  Complete  Not started  Cancelled  Deferred

Program/projects	Status	Comment
<b>Open Space, Sport &amp; Recreation program</b>		
Flora and Fauna Surveys		All milestones Stage 1 completed, final report received from contractors for Autumn 15 and Spring 16 surveying of 6 reserves. Autumn 2017 for next set of reserves commenced and on track for completion 30 June 2017 as scheduled.
Park & Open Space Tree Planting Program		Programmed for Q4.
Putney Park Bushland Delineation		Designs and surveys of the park complete. Full quote on works complete. Works set to commence mid-April by Council Operations department for site set up, grading of site and preparation for delineation of designated areas of Putney park. Community notification to residents directly adjoining the park has been conducted and requests responded to.
Terry Creek Walking Trail		This is year one (scope, confirm and design) of a four year project scheduled for construction over four years. Any unexpended budget not expended in 2016/17 is to be carried over to 2017/18. Council continues liaising with TfNSW through the Properties department regarding those properties adjoining Terrys Creek. Project team formulated several options for commencing works. Community engagement team engaged to devise strategy for those neighbouring the creek to consult re plans commencing July. Site survey completed. Archaeologist engaged for heritage item and REF to be undertaken for creek following final concept design. Expected works delivered by end of 16/17; Survey, heritage impact statement, REF, community engagement plan and final concept designs.
<b>Catchment program</b>		
Stormwater Asset Replacement Renewal		Five listings complete including pit replacements, two commenced and three programmed for Q4.



Program/projects	Status	Comment
Stormwater Improvement Works Renewal	🔄	Two listings complete, Eastwood culvert contractor engaged, remaining programmed for Q4. Potential for works to continue into July due to wet weather delays.
<b>Environmental program</b>		
RALC Multi-Purpose Centre - Solar	🔄	This is year one (scope, confirm and design) of a two year project scheduled for final design, implementation and completion in 2017/18. Any unexpended budget not expended in 2016/17 is to be carried over to 2017/18. Project hosted pre-tender lodgement compulsory meeting at the RALC.15 potential tenderers attended. Tenders closed on 28 March 2017 with six responses. Initial evaluation panel meeting on 4 April 2017. Will be evaluating tenders on 6 April 2017 and interviewing selection of tenderers on 12 April 2017. Project on track to meet allocated budget/project milestones.
Waste - to - Art	🔄	An RFQ was put to market. Contractor was awarded contract and formally engaged to execute SWAP 2017. See St Gallery has been booked as the venue and the exhibition period set as Wednesday 6 September to Wednesday 20 September 2017. Judges have been confirmed, workshop dates and venues have been booked and facilitators of workshops proposed. Terms and Conditions for 2017 have been drafted including removing the sustainability prize as all artworks should be sustainable and renaming it the 'functionality prize' to try to encourage entrants to make something that will have a life after the exhibition. Project to be carried over in 2017/18 to pay for exhibition and payment of contractor related to workshop.
<b>Waste and Recycling program</b>		
Porters Creek Precinct	🔄	
Community Problem Waste Recycling Centre	🔄	
Future Focus Home Waste & Sustainability	🔄	The Home Waste and Sustainability Advisory Service have concluded its main promotional campaign. The Ryde Sustainable Home Challenge for 2016/17 and is now commenced the evaluation and development phase for 2017/18 project roll out. 20 home assessments were completed over the last quarter to conclude the project phase. 2017/18 will commence focus on broadening the reach of the project to include multi-unit dwelling strata companies to further



Program/projects	Status	Comment
Old Landfill Sites Subsidence Program	✓	expand the project reach.



# A City of Connections

Access and connection to, from and within the City of Ryde. Providing safe, reliable and affordable public and private travel, transport and communication infrastructure.

Goal One	Goal Two	Goal Three
Our residents, visitors and workers are able to easily and safely travel on public transport to, from and within the City of Ryde.	Our community has the option to safely and conveniently drive, park, cycle or walk around their city.	Our residents, visitors, workers and businesses are able to communicate locally and globally.

## Financial Position

Base Budget has a net increase of \$53,000.

Non Capital has a net increase of \$36,000.

Capital Budget has a net decrease of \$7.6 million. Increase in income was due to Section 94 money received to date. The increase in expenditure was due to equal contribution from Council for the Traffic study project at Meadowbank Railway station, to match the RMS grant.










	Revised Budget 2016/17 (\$'000)	Proposed Changes 2016/17	Projected Budget 2016/17	Actual YTD 2016/17	Budget YTD 2016/17	% Variance
<b>Base</b>						
Income	(9,446)	450	(8,996)	(5,980)	(6,838)	-12.55%
Expenditure	11,256	(397)	10,859	7,919	8,381	-5.51%
<b>Net</b>	<b>1,810</b>	<b>53</b>	<b>1,863</b>	<b>1,939</b>	<b>1,542</b>	<b>25.70%</b>
<b>Non-Capital</b>						
Income	(50)	(90)	(140)	(72)	(50)	43.52%
Expenditure	210	126	336	158	183	-13.64%
<b>Net</b>	<b>160</b>	<b>36</b>	<b>196</b>	<b>86</b>	<b>133</b>	<b>-35.20%</b>
<b>Capital</b>						
Income	(8,857)	(7,648)	(16,505)	(14,292)	(8,572)	66.73%
Expenditure	16,533	200	16,733	8,906	13,791	-35.43%
<b>Net</b>	<b>7,676</b>	<b>(7,448)</b>	<b>228</b>	<b>(5,386)</b>	<b>5,219</b>	<b>-203.20%</b>
Reserve Movement	<b>(7,744)</b>	<b>7,448</b>	<b>(295)</b>		<b>6,019</b>	<b>-100.00%</b>
<b>Other Items</b>						
Book Value of Assets						
Advances						
Loan Proceeds						
Loan Repayments						
<b>Total Other Items</b>						
<b>Net Change In Working Capital</b>	<b>1,902</b>	<b>89</b>	<b>1,991</b>	<b>(3,362)</b>	<b>12,914</b>	<b>-126.03%</b>

## Progress against Projects

### Operational Plan Projects for 2016/2017

Key:  On track  Action required  Complete  Not started  Cancelled  Deferred

Program/projects	Status	Comment
<b>Roads Program</b>		
Bridge Upgrade / Renewal		Contract awarded and works commencement delayed with rain.
Flood Mitigation/Constitution Road Upgrade		Investigations and designs focussed on dealing with 146 Bowden St and Holdmark developments.
Heavy Patching		Sites programmed for Q4.
ITS Implementation		LATM study Blenheim Rd area underway, residual funds will carry over to contribute to related works.
Road Kerb Renewal		Winbourne is complete except for platform crossings. Delays due to rain, Lovell definitely will run to July, others at risk. Program is flagged to be carried over. Pittwater Road, Badajoz Road, and Lovell Road to be carried over due to rain delays, and Sydney water main relocation on Pittwater Road.
Road Resurfacing Renewal		Rejuvenation/resurfacings complete. Two of remaining seven complete, others delayed by rain. Lovell Street to be deferred to July (in conjunction with Rd Kerb section) and swapped with another listing from 2017/18.
<b>Centres and Neighbourhood program</b>		
Ped Access & Mobility Plan - Macq Park		Detailed designs for Culloden Road and Lyon Park Road have been completed externally by TPE Consulting. Culloden Road is being project managed by Project Development Department in conjunction with the Black Spot improvement work being carried out at the same location. The bulk of the budget will be spent during construction in the Q4. Construction has been delayed due to the rain.





Program/projects	Status	Comment
<b>Paths and Cycleways program</b>		
Cycleways Construction - Expansion	🔄	Two listings commenced, two programmed for Q4. RMS funded Balaclava Road project cancelled by RMS, will be Q3 budget adjustment.
Footpath Construction Expansion	🔄	12 listings complete, remaining six commenced and will be complete Q4.
Footpath Construction Renewal	🔄	Meadowbank SUP complete, Pittwater Rd and Victoria Rd Q4. Morrison Bay SUP design only, works after seawall done in 2017/18. Works from condition 4 and 5 program continuing.
<b>Traffic &amp; Transport program</b>		
Bus Shelters - new	🔄	Contractor engaged, installation Q4.
Bus Stop DDA compliance	🔄	Deferred due to wet weather and traffic approvals, re-programmed Q4.
Bus Stop Seats - new	✓	
Car Park Renewal	✓	Costs allocated to wrong accounts and will be reconciled Q4.
Morrison Road LATM	🔄	
PAMP Implementation Works - Central, East and West Wards	🔄	Gladesville: The kerb ramps at 26 and 28 Morrison Rd have been completed, the design for the pedestrian refuge at Western Crescent has been completed and a contractor appointed. Construction has been delayed by rain. A contractor is yet to be appointed for the upgrade to the lane splitter on the corner of Meriton St and Morrison Rd Eastwood: The work at Rowe St has been completed. Top Ryde: A contractor for the construction of the footpath along Lane Cove Rd has been appointed. Commencement of works has been delayed by the rain and potential conflict with TfNSW project within the area. Project notified and project restructured to align final outcomes with TfNSW future plans. No change to project timeline.
Shop Ryder Community Bus Service	🔄	35,171 passenger movements at the end of Quarter 3 (11,018 for the Quarter) The service is expected to exceed target of passengers transported 38,000 passengers by 30 June 2017.



Program/projects	Status	Comment
		Satisfaction of passenger survey conducted this quarter and results will be reported next quarter. Preliminary indications continue to show satisfied users of the service. PM16_30238 Shop Ryder Community Bus Service Quarter 3 budget adjustment is proposed to factor in approx. \$90k of additional income received from the Putney Hill Shuttle service is being included in Quarter 3 budget adjustment to balance expenditure. Only change this quarter for the service has been in March and April where Route one has had to be diverted from Princes St Gladesville due to AusGrid works. Report to Council for the continuation or otherwise of the bus service has been prepared and is expected to go to Council in June 2017.
Traffic Calming Devices	↻	Three black spot projects complete. Progressive implementation of RTC actions. ELS Hall parking study being done Q4. Reviews and designs done for major forthcoming development contributed projects.
Traffic Facilities Khartoum and Waterloo	▶▶	
Traffic Facilities Renewal	↻	
<b>Foreshore program</b>		
Seawalls/Retaining Walls Refurbishment	↻	As presented to Council, design option with increased scope agreed. Will continue into 2017/18 with additional budget. Commencement of works subject to RMS approval of plans and weather.
<b>Internal Corporate Services program</b>		
Integrated Field Connectivity	↻	System development underway, user testing and roll out anticipated in Q4.

# A City of Harmony & Culture

A welcoming and diverse community, celebrating our similarities and differences, in a vibrant city of culture and learning.

Goal One	Goal Two	Goal Three
Our residents are proud of their diverse community, celebrating their similarities and differences.	People living in and visiting our city have access to an inclusive and diverse range of vibrant community and cultural places and spaces.	Our community is able to learn and grow through a wealth of art, culture and lifelong learning opportunities.

## Financial Position

Base Budget has a net increase of \$22,000.

Non Capital and Capital Budget have no changes this quarter.



	Revised Budget 2016/17 (\$'000)	Proposed Changes 2016/17	Projected Budget 2016/17	Actual YTD 2016/17	Budget YTD 2016/17	% Variance
<b>Base</b>						
Income	(1,262)		(1,262)	(1,278)	(1,063)	20.26%
Expenditure	5,373	22	5,395	3,889	4,015	-3.13%
<b>Net</b>	<b>4,111</b>	<b>22</b>	<b>4,133</b>	<b>2,611</b>	<b>2,952</b>	<b>-11.55%</b>
<b>Non-Capital</b>						
Income	(53)		(53)	(25)	(28)	-10.08%
Expenditure	246		246	128	191	-32.91%
<b>Net</b>	<b>193</b>		<b>193</b>	<b>103</b>	<b>163</b>	<b>-36.80%</b>
<b>Capital</b>						
Income						
Expenditure	473		473	294	380	-22.48%
<b>Net</b>	<b>473</b>		<b>473</b>	<b>294</b>	<b>380</b>	<b>-22.48%</b>
Reserve Movement	(302)		(302)	(32)	(78)	-59.14%
<b>Other Items</b>						
Book Value of Assets						
Advances						
Loan Proceeds						
Loan Repayments						
<b>Total Other Items</b>						
<b>Net Change In Working Capital</b>	<b>4,475</b>	<b>22</b>	<b>4,497</b>	<b>2,977</b>	<b>3,417</b>	<b>-12.88%</b>

## Progress against Projects

### Operational Plan Projects for 2016/2017

Key: On track Action required Complete Not started Cancelled Deferred

Program/projects	Status	Comment
<b>Library program</b>		
eBook Collection Expansion		
Library Books		Ongoing purchase of library books.
<b>Community and Cultural program</b>		
Hungry for Art		
Ryde Remembers - ANZAC		
<b>Land Use Planning program</b>		
Heritage Grants Scheme		



# A City of Progressive Leadership

A well led and managed city, supported by ethical organisations which deliver projects and services to the community by listening, advocating and responding to their needs.

Goal One	Goal Two	Goal Three
Our city is well led and managed.	The City of Ryde will deliver value for money services for our community and our customers.	Our residents trust their council, feel well informed, heard, valued and involved in the future of their city.

## Financial Position

Base Budget has a net reduction of \$1.2 million due to additional income (\$300,000) from investments. Expenditure decreased by \$923,000 mainly due to salary savings from vacant positions, also realignment of the budget due to the Organisation Restructure effective 6 February 2017.

Non Capital Budget has a net decrease of \$606,000 in relation to the cancellation of three Operational Plan projects mainly related to the Proposed Merger and the return of those funds back to Reserve.








Capital Budget has a net increase of \$16,000 which is to consolidate project budgets.

	Revised Budget 2016/17 (\$'000)	Proposed Changes 2016/17	Projected Budget 2016/17	Actual YTD 2016/17	Budget YTD 2016/17	% Variance
<b>Base</b>						
Income	(69,225)	(300)	(69,525)	(67,602)	(66,939)	0.99%
Expenditure	26,833	(923)	25,910	17,857	20,691	-13.70%
<b>Net</b>	<b>(42,391)</b>	<b>(1,223)</b>	<b>(43,615)</b>	<b>(49,745)</b>	<b>(46,248)</b>	<b>7.56%</b>
<b>Non-Capital</b>						
Income						
Expenditure	1,796	(606)	1,191	756	963	-21.41%
<b>Net</b>	<b>1,796</b>	<b>(606)</b>	<b>1,191</b>	<b>756</b>	<b>963</b>	<b>-21.41%</b>
<b>Capital</b>						
Income	(1,158)		(1,158)	(1,063)	(981)	8.38%
Expenditure	8,491	16	8,507	5,571	6,714	-17.03%
<b>Net</b>	<b>7,333</b>	<b>16</b>	<b>7,349</b>	<b>4,508</b>	<b>5,733</b>	<b>-21.37%</b>
Reserve Movement	<b>10,274</b>	<b>1,677</b>	<b>11,950</b>	<b>(1,029)</b>	<b>373</b>	<b>-375.90%</b>
<b>Other Items</b>						
Book Value of Assets	(900)		(900)	(854)	(448)	90.81%
Advances						
Loan Proceeds	(200)	50	(150)		(150)	-100.00%
Loan Repayments	624		624	450	541	-16.87%
<b>Total Other Items</b>	<b>(476)</b>	<b>50</b>	<b>(426)</b>	<b>(405)</b>	<b>(57)</b>	<b>611.10%</b>
<b>Net Change In Working Capital</b>	<b>(23,465)</b>	<b>(86)</b>	<b>(23,551)</b>	<b>(45,914)</b>	<b>(39,236)</b>	<b>17.02%</b>

## Progress against Projects

### Operational Plan Projects for 2016/2017

Key:  On track  Action required  Complete  Not started  Cancelled  Deferred

Program/projects	Status	Comment
<b>Property Portfolio program</b>		
Commercial Buildings Renewal		Minor works scheduled to be completed in Q4.
Corporate Buildings Renewals		
Development of 33-35 Blaxland Road, Ryde (Argyle Centre)		Commentaries received from the OLG seeking further information on some aspects of the proposal, a response to the OLG is currently being developed.
Development of 741-747 Victoria Road (Battery World)		Commentaries received from the OLG seeking further information on some aspects of the proposal, a response to the OLG is currently being developed.
Operational Buildings Renewal		
<b>Governance and Civic program</b>		
Election 2016		Council has been advised that the election will be held on 9 September 2017. Funding for this project is required to be carried forward to 2017/18 financial year. Council will play a coordination role in the conduct of this election which the NSW Electoral Commission has been engaged to facilitate.
<b>Customer and Community Relations program</b>		
Community Forums		It is recommended that this project is cancelled in this Q3 review. The reason for this is that work on the project will not begin until after a decision on the merger proposal is made. This project has been included in the proposed 2017/18 Budget on exhibition in May 2017.



Program/projects	Status	Comment
Community Perception Study	⊘	It is recommended that this project is cancelled in this Q3 review. The reason for this is that work on the project will not begin until after a decision on the merger proposal is made.
<b>Strategic City program</b>		
Review of the Community Strategic Plan	⊘	This project was cancelled in the Q2 review due to it not going to be complete this financial year. The reason for this is that work on the project cannot begin until after an election is held or a proclamation is made. This project has been included in the proposed 2017/18 Budget on exhibition in May 2017.
<b>Internal Corporate Services program</b>		
Fit for the Future	⊘	This project was cancelled in the Q2 review.
Fit for the Future Action Plan Implementation	⌚	Consultant to be appointed by end of April. Work to begin in May 2017.
Information Technology Renewals	⌚	Unspent funding from eBusiness project will need to be carried over to accommodate works in eCertificates scheduled for Q1 2017/18.
Innovation Fund	⊘	This project was cancelled in the Q2 review and \$140,000 returned to the reserve.
Merger Costs	⊘	This project was cancelled in the Q2 review.
Office Fitout - North Ryde and Ryde Business Centre	⌚	
Plant & Fleet Purchases	⌚	Purchases scheduled to complete in Q4.
Strategic Asset Management Capability	⌚	Consultant to be appointed by end of April. Work to begin in May 2017.



## 1. Open Space, Sport & Recreation program

Developing, delivering, maintaining and managing all our sports, recreation, outdoor, open spaces and natural areas infrastructure, services and facilities.

**Key:** 🔄 On track ✘ Action required ✔ Complete ⊖ Not started ⊘ Cancelled ▶▶ Deferred

### 1.1. PERFORMANCE INDICATORS

Measure	2016/2017 Target	YTD Progress	Status	Comment
% of project milestones met on time	90%	75%	✘	52 of 69 milestones met YTD.
No. of visitors to RALC	>= 750,000	619,672	🔄	Q3 = 220,958
% compliance with pool water bacteriological criteria	= 100%	100%	🔄	
No. of user visits participating in organised sport on Council's active open space areas	>= 500,000	370,500	🔄	Q3 = 122,000
% capacity of parks/fields booked (capacity based on 8 hour booking per day)	>= 0%	36%	🔄	

### 1.2. BASE BUDGET

	YTD Budget \$	YTD Actual \$	Comment
Income	-5,890,000	-5,771,000	
Expense	11,052,000	10,681,000	
<b>Total Base Budget</b>	<b>5,162,000</b>	<b>4,909,000</b>	

### 1.3. PROJECTS

Approved Projects	2016/2017 Budget \$	YTD Actual \$	Status	Comment
Sportsfield Floodlighting Renewal	426,917	134,683	🔄	Meadowbank two, three, seven and eight in progress. Anticipated Carry Over fields seven and eight due to wet weather delays.
Sportsfield Renewal & Upgrade	1,842,286	871,569	🔄	Meadowbank seven and eight earthworks and drainage complete. Wet weather delays may require carry over to establish surface.
RALC Asset Renewal	132,568	51,079	🔄	One sub-project under review (exit doors), remaining projects on track to be completed.
Sportsground Amenities Renewal & Upgrade	240,000	167,434	✓	
Playground Construction - Renewal	641,049	412,101	🔄	Project flagged to be a potential carryover. Lynelle Park will be a multiple year project, as resolved by Council. Mulhall Park has been delayed due to wet weather.
Sportsfield Floodlighting Expansion	50,000	9,423	🔄	Community consultation in progress.
Passive Parks Improvement and Expansion	503,250	96,877	🔄	Project funds will be carried over into 2017/18. Fitness Equipment, Dog Off Leash, and Charity Creek Cascade projects to be carried over due to rain delays and VIVA approval.
Development of the Olympic Park Strategic Plan and Master Plan	150,000	3,085	🔄	Tender has closed and is under review, with the evaluation report scheduled to go to Council in June. Due to the delay waiting for the Draft Sport & Recreation study to be placed on display, the tender process and reporting timelines, the remaining funds allocated for this year, will be carried forward to be added to the project's balance of total funds already allocated in next financial year.
Street Tree Planting Program	75,000	31,104	🔄	Programmed Q4.

Approved Projects	2016/2017 Budget \$	YTD Actual \$	Status	Comment
Park & Open Space Tree Planting Program	50,000	14,218	🔄	Programmed Q4.
Shrimptons Creek Corridor Embellishment	500,000	92,607	⊖	
Putney Park Bushland Delineation	100,000	15,000	🔄	Designs and surveys of the park complete. Full quote on works complete. Works set to commence mid-April by Council Operations department for site set up, grading of site and preparation for delineation of designated areas of Putney park. Community notification to residents directly adjoining the park has been conducted and requests responded to.
Update Open Space Plans of Management and Site Masterplans	100,000	128	🔄	This project will is ongoing, with further funding in 2017/18. A number of surveys and base studies are underway for priority sites and these will inform the Plans of Management/Master planning work scheduled for 2017/18.
Terry Creek Walking Trail	75,000	11,250	🔄	This is year one (scope, confirm and design) of a four year project scheduled for construction over four years. Any unexpended budget not expended in 2016/17 is to be carried over to 2017/18. Council continues liaising with TfNSW through the Properties department regarding those properties adjoining Terrys Creek. Project team formulated several options for commencing works. Community engagement team engaged to devise strategy for those neighbouring the creek to consult re plans commencing July. Site survey completed. Archaeologist engaged for heritage item and REF to be undertaken for creek following final concept design. Expected works delivered by end of 16/17; Survey, heritage impact statement, REF, community engagement plan and final concept designs.
Construction of Skate Facilities within City of Ryde	100,000	15,548	🔄	As per Council's resolution consultation on both potential sites (Eastwood and Meadowbank) was undertaken in Q3. Feedback is being collated and a recommendation and implementation

Approved Projects	2016/2017 Budget \$	YTD Actual \$	Status	Comment
				plan will be put to Council as soon as possible. Construction works are funded through 2017/18 and remaining funds from the consultation will be carried over for construction.

New Projects	2016/2017 Budget \$	YTD Actual \$	Status	Comment
Synthetic Playing Surfaces Expansion	5,452,106	3,260,807	🔄	ELS Hall completed. Christie Park about to commence. Balance to be carried over and incorporated in 2017/18 allocation

Carryover Projects	2016/2017 Budget \$	YTD Actual \$	Status	Comment
Protecting Biodiversity in Ryde	50,580	8,061	🔄	Final version of Plan completed and funding utilised to commence implementation of plan recommendations/actions. This to include addressing Feral and companion animals' education and delineation investigation.
ELS Hall Park #1 - Synthetic Surface	0	0	✓	
Implementation of Children Play Plan -P2	891,818	501,332	🔄	
Flora and Fauna Surveys	43,500	22,000	🔄	All milestones Stage one completed, final report received from contractors for Autumn 15 and Spring 16 surveying of six reserves. Autumn 2017 for next set of reserves commenced and on track for completion 30 June 2017 completion as scheduled.
Macquarie Park, Waterloo Rd	6,000,000	0	🔄	Carryover will be required - NSW Properties have provided a Contamination Report and a program for the valuation of the land to facilitate the transfer - it is anticipated the transfer of land




Carryover Projects	2016/2017 Budget \$	YTD Actual \$	Status	Comment
				will occur in 2017/18, allowing works on the park to commence.
Brush Farm Park Signage	14,306	8,662	✓	
Marsfield Park - Cricket Wicket	240,000	212,993	✓	
Review of Sport and Recreation Plan	18,266	0	🔄	Exhibition underway.
Review of Plans of Management	4,567	2,336	✓	

## 2. Roads Program

Managing and maintaining our roads, bridges and retaining walls.

Key:  On track  Action required  Complete  Not started  Cancelled  Deferred



### 2.1. PERFORMANCE INDICATORS

Measure	2016/2017 Target	YTD Progress	Status	Comment
% of project milestones met on time	90%	87%		47 of 54 milestones met YTD.

### 2.2. BASE BUDGET

	YTD Budget \$	YTD Actual \$	Comment
Income	-2,087,000	-1,389,000	
Expense	3,026,000	2,771,000	
<b>Total Base Budget</b>	<b>939,000</b>	<b>1,383,000</b>	

### 2.3. PROJECTS

Approved Projects	2016/2017 Budget \$	YTD Actual \$	Status	Comment
Road Resurfacing Renewal	5,320,990	3,982,010		Rejuvenation/resurfacings complete. Two of remaining seven complete, others delayed by rain. Lovell Street to be deferred to July (in conjunction with Rd Kerb section) and swapped with another listing from 2017/18.
Road Kerb Renewal	3,397,150	1,644,249		Winbourne is complete except for platform crossings. Delays due to rain, Lovell definitely will run to July, others at risk. Program is flagged to be carried over. Pittwater Road, Badajoz



Approved Projects	2016/2017 Budget \$	YTD Actual \$	Status	Comment
				Road, and Lovell Road to be carried over due to rain delays, and Sydney water main relocation on Pittwater Road.
Bridge Upgrade / Renewal	180,000	30,468	🔄	Contract awarded and works commencement delayed with rain.
Heavy Patching	265,560	75,236	🔄	Sites programmed for Q4.
Flood Mitigation/Constitution Road Upgrade	300,000	208,915	🔄	Investigations and designs focussed on dealing with 146 Bowden St and Holdmark developments.
ITS Implementation	100,000	42,660	🔄	LATM study Blenheim Rd area underway, residual funds will carry over to contribute to related works.





### 3. Property Portfolio program

Developing, managing and maintaining our portfolio of corporate, commercial and civic properties.

**Key:** 🔄 On track ✖ Action required ✓ Complete ⊖ Not started ⊘ Cancelled ▶ Deferred

#### 3.1. PERFORMANCE INDICATORS

Measure	2016/2017 Target	YTD Progress	Status	Comment
% of project milestones met on time	90%	88%	🔄	7 of 8 milestones met YTD.

#### 3.2. BASE BUDGET

	YTD Budget \$	YTD Actual \$	Comment
Income	-1,827,000	-1,883,000	
Expense	4,474,000	3,966,000	
<b>Total Base Budget</b>	<b>2,647,000</b>	<b>2,083,000</b>	

#### 3.3. PROJECTS

Approved Projects	2016/2017 Budget \$	YTD Actual \$	Status	Comment
Corporate Buildings Renewals	40,000	24,048	🔄	
Commercial Buildings Renewal	100,000	23,230	🔄	Minor works scheduled to be completed in Q4.
Operational Buildings Renewal	50,000	52,805	✓	
Development of 741-747 Victoria Road (Battery World)	100,000	15,000	🔄	Commentaries received from the OLG seeking further information on some aspects of the proposal, a response to the

Approved Projects	2016/2017 Budget \$	YTD Actual \$	Status	Comment
				OLG is currently being developed.
Development of 33-35 Blaxland Road, Ryde (Argyle Centre)	300,000	45,000	🔄	Commentaries received from the OLG seeking further information on some aspects of the proposal, a response to the OLG is currently being developed.


Carryover Projects	2016/2017 Budget \$	YTD Actual \$	Status	Comment
Property Strategy Plan	78,215	47,253	✓	
Ryde Civic Hub - International Design Competition	796,243	646,160	🔄	The new name for the site "Ryde Central" is now on public exhibition by the Geographical Names Board. The NSW Police Force is about to sign the Licence to use the Civic Centre as a training facility. A Consultant will shortly be appointed to help Council argue RMS' Pinch Point Program that would restrict access to the site. A proposal for carrying out immediate repairs to the Civic Hall and funding future works is with Council.
Civic Centre- Essential Renewal	11,763	5,810	✓	
West Ryde Community Facility - Project Management	178,667	69,731	🔄	

## 4. Catchment program

Managing, monitoring and maintaining water quality and reuse, our stormwater and natural waterways.

**Key:**  On track  Action required  Complete  Not started  Cancelled  Deferred



### 4.1. PERFORMANCE INDICATORS

Measure	2016/2017 Target	YTD Progress	Status	Comment
% of project milestones met on time	90%	86%		12 of 14 milestones met YTD.

### 4.2. BASE BUDGET

	YTD Budget \$	YTD Actual \$	Comment
Income	-17,000	-135,000	
Expense	1,555,000	1,643,000	
<b>Total Base Budget</b>	<b>1,537,000</b>	<b>1,508,000</b>	

### 4.3. PROJECTS

Approved Projects	2016/2017 Budget \$	YTD Actual \$	Status	Comment
Stormwater Asset Replacement Renewal	1,476,836	800,756		Five listings complete including pit replacements, two commenced and three programmed for Q4.
Stormwater Improvement Works Renewal	1,487,571	818,590		Two listings complete, Eastwood culvert contractor engaged, remaining programmed for Q4. Potential for works to continue into July due to wet weather delays.

Carryover Projects	2016/2017 Budget \$	YTD Actual \$	Status	Comment
Gladesville Litter Reduction Project	201,786	140,609	✘	Funding shortfall identified Q3 budget review. Source funding from savings.



## 5. Centres and Neighbourhood program

Developing, delivering, maintaining and managing all our public domain infrastructure, facilities and place management.

**Key:** 🟢 On track ✖ Action required ✔ Complete ⊖ Not started ⊘ Cancelled ▶ Deferred

### 5.1. PERFORMANCE INDICATORS

Measure	2016/2017 Target	YTD Progress	Status	Comment
% of project milestones met on time	90%	65%	✖	20 of 31 milestones met YTD.

### 5.2. BASE BUDGET

	YTD Budget \$	YTD Actual \$	Comment
Income	-4,000	-3,000	
Expense	2,895,000	2,494,000	
<b>Total Base Budget</b>	<b>2,892,000</b>	<b>2,491,000</b>	

### 5.3. PROJECTS

Approved Projects	2016/2017 Budget \$	YTD Actual \$	Status	Comment
Neighbourhood Centre Renewal	292,965	42,129	🟢	Allars complete and Callaghan and Watts on track for completion in Q4.
Town Centre Upgrade Renewal	1,883,531	1,452,775	🟢	Capital Works in Eastwood will be complete with the installation of street furniture and utilities early in 2017/18. This project will require a carryover.
Transport Management Association	150,000	150,000	🟢	

Approved Projects	2016/2017 Budget \$	YTD Actual \$	Status	Comment
Multi Function Poles in Macquarie Park	700,000	105,000	✘	This is a two year project scheduled for completion in 2017/18. Carryover will be required in Q4 as construction will commence slightly later than anticipated. It is anticipated the design will be completed this financial year allowing construction to be completed in 17/18 on schedule.
Public Domain Upgrade Lane Cove (east)	0	0	▶▶	
Ped Access & Mobility Plan - Macq Park	100,000	19,308	🔄	Detailed designs for Culloden Road and Lyon Park Road have been completed externally by TPE Consulting. Culloden Road is being project managed by Project Development Department in conjunction with the Black Spot improvement work being carried out at the same location. The bulk of the budget will be spent during construction in the Q4. Construction has been delayed due to the rain.
Gladesville Clocktower Monument Conservation	100,000	19,284	🔄	Heritage bricks have been sourced and a construction plan has been developed - some carryover may be required to allow works to be completed in early Q1 2017/18.
Ryde Town Centre Monuments	15,000	2,250	✘	Conservation management Plan completed. Works to house the monument at its new location have been delayed and it is anticipated the Monument will be relocated in 2017/18. A Carryover will be required.
Embellishing planting along Waterloo Road	90,000	13,500	⊘	Some works were undertaken. The remainder of the works were delayed to confirm the scope of works associated with the Rail Shutdown and RMS Bus Priority Project. This project is now recommended to be cancelled due to RMS Bus Priority proposals along Waterloo Rd.

Carryover Projects	2016/2017 Budget \$	YTD Actual \$	Status	Comment
Footpath Upgrade - Byfield Street Macquarie Park	595,000	515,067	🔄	
Street Tree Planting in Byfield Street Macquarie Park	42,500	488	🔄	Planting re-scheduled to Q4 in accordance with schedule for completion of the footpath works.



## 6. Library program

Delivering all our library services.

Key: 🔄 On track ✖ Action required ✓ Complete ⊖ Not started ⊗ Cancelled ▶ Deferred

### 6.1. PERFORMANCE INDICATORS

Measure	2016/2017 Target	YTD Progress	Status	Comment
% of project milestones met on time	90%	100%	🔄	13 of 13 milestones met YTD.
No. of library loans per capita	>= 7.3	5.44	🔄	Q3 result 1.82
No. of visits to the library annually	>= 940,000	761,140	🔄	Q3 result 264,672

### 6.2. BASE BUDGET

	YTD Budget \$	YTD Actual \$	Comment
Income	-884,000	-1,077,000	
Expense	3,796,000	3,807,000	
<b>Total Base Budget</b>	<b>2,912,000</b>	<b>2,730,000</b>	

### 6.3. PROJECTS

Approved Projects	2016/2017 Budget \$	YTD Actual \$	Status	Comment
Community Buildings Renewals - Libraries	100,000	95,327	✓	
eBook Collection Expansion	60,000	21,079	🔄	



Approved Projects	2016/2017 Budget \$	YTD Actual \$	Status	Comment
Library Books	473,000	294,381	🔄	Ongoing purchase of library books.
Digital enhancement for Libraries	37,956	16,176	🔄	Project continues, will be completed in Q4.
RFID equipment replacement	129,000	0	✖	Procurement of contractors in progress.

## 7. Governance and Civic program

Supporting our mayor and councillors; through council process and civic events; and providing guidance on governance to support other areas of council.

**Key:** 🟢 On track ✖ Action required ✔ Complete ⊖ Not started ⊘ Cancelled ▶▶ Deferred

### 7.1. PERFORMANCE INDICATORS

Measure	2016/2017 Target	YTD Progress	Status	Comment
% of project milestones met on time	90%	NA	-	
Number of known breaches of statutory/council policy requirements	<= 0	0	🟢	
% of Councillor requests responded to within agreed service standard	>= 90%	71%	✖	There has been an increase in the number of Councillor Requests received this quarter. A high number of those requests are complex and have proven to be difficult to resolve in the set timeframe.

### 7.2. BASE BUDGET

	YTD Budget \$	YTD Actual \$	Comment
Income	-4,000	-5,000	
Expense	2,704,000	3,026,000	
<b>Total Base Budget</b>	<b>2,700,000</b>	<b>3,021,000</b>	

### 7.3. PROJECTS

Approved Projects	2016/2017 Budget \$	YTD Actual \$	Status	Comment
-------------------	---------------------	---------------	--------	---------



Approved Projects	2016/2017 Budget \$	YTD Actual \$	Status	Comment
Election 2016	500,000	0	⊖	Council has been advised that the election will be held on 9 September 2017. Funding for this project is required to be carried forward to 2017/18 financial year. Council will play a coordination role in the conduct of this election which the NSW Electoral Commission has been engaged to facilitate.



## 8. Customer and Community Relations program

Engaging with our community, all media and community relations, branding and marketing our city and developing and managing all our customer services.

### 8.1. PERFORMANCE INDICATORS

Measure	2016/2017 Target	YTD Progress	Status	Comment
% of project milestones met on time	90%	100%	🟢	1 of 1 milestones met YTD.
% of Calls to the Customer Call Centre Resolved at the first point of contact	>= 85%	67%	✖	The majority of the team are still new and are still progressing through training and additional assistance is still required.

### 8.2. BASE BUDGET

	YTD Budget \$	YTD Actual \$	Comment
Income	-11,000	-13,000	
Expense	2,412,000	2,245,000	
<b>Total Base Budget</b>	<b>2,401,000</b>	<b>2,232,000</b>	

### 8.3. PROJECTS

Approved Projects	2016/2017 Budget \$	YTD Actual \$	Status	Comment
Community Forums	50,653	0	🚫	It is recommended that this project is cancelled in this Q3 review. The reason for this is that work on the project will not begin until after a decision on the merger proposal is made.
Community Perception Study	35,000	0	🚫	It is recommended that this project is cancelled in this Q3 review. The reason for this is that work on the project will not



Approved Projects	2016/2017 Budget \$	YTD Actual \$	Status	Comment
-------------------	---------------------	---------------	--------	---------

begin until after a decision on the merger proposal is made.

Carryover Projects	2016/2017 Budget \$	YTD Actual \$	Status	Comment
--------------------	---------------------	---------------	--------	---------

Events Strategy	50,000	35,312		
-----------------	--------	--------	---	--

## 9. Community and Cultural program

Managing all community services, community development, community buildings and events and driving cultural development.

Key: 🟢 On track ✖ Action required ✔ Complete ⊖ Not started ⊘ Cancelled ▶ Deferred

### 9.1. PERFORMANCE INDICATORS

Measure	2016/2017 Target	YTD Progress	Status	Comment
% of project milestones met on time	90%	40%	✖	2 of 5 milestones met YTD.
No. of people attending key events and programs conducted by CoR	>= 100,000	110,080	✔	Q3 = 12,650
No. of home modification jobs completed	>= 606	364	🟢	There has been a marked increase in Q3 that saw 206 new clients. This is possibly due to the promotion in Councils rates notice that took place in January 2017.
% capacity of leased halls booked (capacity based on 8 hour booking per day)	>= 60%	70%	🟢	
% capacity of meeting rooms booked (capacity based on 8 hour booking per day)	>= 45%	44%	🟢	1% below the target however, it is envisaged that the KPI for the year will be met.

### 9.2. BASE BUDGET

	YTD Budget \$	YTD Actual \$	Comment
Income	-1,347,000	-1,455,000	
Expense	3,379,000	2,849,000	
<b>Total Base Budget</b>	<b>2,033,000</b>	<b>1,394,000</b>	



### 9.3. PROJECTS

Approved Projects	2016/2017 Budget \$	YTD Actual \$	Status	Comment
Community Buildings Renewal	293,590	36,773	🔄	Marshfield Hall and 176 Shaftsbury street asbestos removal program is on track to be completed on 14 April 2017. Brush Farm house signage is due for completion in May 2017. North Ryde Kitchen and renovation works are scheduled to be completed by 28 April 2017 With the exception of Willandra House all proposed projects are scheduled to be completed by 30 June 2017.
Ryde Remembers - ANZAC	31,028	10,800	✓	
Hungry for Art	39,929	22,800	🔄	
Macquarie-Ryde Futures - PhD - Social Inclusion and building resilience	15,000	0	✗	University yet to provide update on outcome of selection process.



## 10. Risk Management program

Managing all legal services, procurement and internal auditing, assessing and managing business continuity, risk and disaster management.

**Key:** ✔ On track ✘ Action required ✔ Complete ⊖ Not started ⊗ Cancelled ▶ Deferred

### 10.1. PERFORMANCE INDICATORS

Measure	2016/2017 Target	YTD Progress	Status	Comment
% of project milestones met on time	90%	NA	-	

### 10.2. BASE BUDGET

	YTD Budget \$	YTD Actual \$	Comment
Income	-110,000	-50,000	
Expense	2,480,000	2,418,000	
<b>Total Base Budget</b>	<b>2,371,000</b>	<b>2,368,000</b>	

### 10.3. PROJECTS





## 11. Paths and Cycleways program

Developing, managing and maintaining our footpaths and cycleways.

**Key:** 🔄 On track ✖ Action required ✔ Complete ⊖ Not started ⊗ Cancelled ▶ Deferred

### 11.1. PERFORMANCE INDICATORS


Measure	2016/2017 Target	YTD Progress	Status	Comment
% of project milestones met on time	90%	100%	🔄	25 of 25 milestones met YTD.

### 11.2. BASE BUDGET

	YTD Budget \$	YTD Actual \$	Comment
Income		-2,000	
Expense	1,458,000	1,357,000	
<b>Total Base Budget</b>	<b>1,458,000</b>	<b>1,355,000</b>	

### 11.3. PROJECTS

Approved Projects	2016/2017 Budget \$	YTD Actual \$	Status	Comment
Footpath Construction Renewal	628,270	420,340	🔄	Meadowbank SUP complete, Pittwater Rd and Victoria Rd Q4. Morrison Bay SUP design only, works after seawall done in 2017/18. Works from condition 4 and 5 program continuing.
Cycleways Construction - Expansion	492,440	110,696	🔄	Two listings commenced, two programmed for Q4. RMS funded Balaclava Road project cancelled by RMS, will be Q3 budget adjustment.

Approved Projects	2016/2017 Budget \$	YTD Actual \$	Status	Comment
Footpath Construction Expansion	871,919	501,488		12 listings complete, remaining six commenced and will be complete Q4.



## 12. Environmental program

Monitoring and managing our environmental performance, developing environmental policy and making our community aware of environmental impact.

**Key:** 🔄 On track ✖ Action required ✓ Complete ⊖ Not started ⊘ Cancelled ▶▶ Deferred

### 12.1. PERFORMANCE INDICATORS

Measure	2016/2017 Target	YTD Progress	Status	Comment
% of project milestones met on time	90%	100%	🔄	11 of 11 milestones met YTD.

### 12.2. BASE BUDGET

	YTD Budget \$	YTD Actual \$	Comment
Income	-8,000	-6,000	
Expense	435,000	377,000	
<b>Total Base Budget</b>	<b>427,000</b>	<b>371,000</b>	

### 12.3. PROJECTS

Approved Projects	2016/2017 Budget \$	YTD Actual \$	Status	Comment
Waste - to - Art	46,793	17,456	🔄	An RFQ was put to market. Contractor was awarded contract and formally engaged to execute SWAP 2017. See St Gallery has been booked as the venue and the exhibition period set as Wednesday 6 September to Wednesday 20 September 2017. Judges have been confirmed, workshop dates and venues have been booked and facilitators of workshops proposed. Terms and Conditions for 2017 have been drafted including removing the



Approved Projects	2016/2017 Budget \$	YTD Actual \$	Status	Comment
				sustainability prize as all artworks should be sustainable and renaming it the 'functionality prize' to try to encourage entrants to make something that will have a life after the exhibition.
RALC Multi-Purpose Centre - Solar	50,000	7,500	🔄	This is year one (scope, confirm and design) of a two year project scheduled for final design, implementation and completion in 2017/18. Any unexpended budget not expended in 2016/17 is to be carried over to 2017/18. Project hosted pre-tender lodgement compulsory meeting at the RALC.15 potential tenderers attended. Tenders closed on 28 March 2017 with six responses. Initial evaluation panel meeting on 4 April 2017. Will be evaluating tenders on 6 April 2017 and interviewing selection of tenderers on 12 April 2017. Project on track to meet allocated budget/project milestones.



### 13. Strategic City program

Providing strategic direction and planning; and managing the reporting of our corporate performance.

**Key:** 🔄 On track ✖ Action required ✔ Complete ⊖ Not started ⊘ Cancelled ▶ Deferred

#### 13.1. PERFORMANCE INDICATORS

Measure	2016/2017 Target	YTD Progress	Status	Comment
% of project milestones met on time	90%	60%	✖	3 of 5 milestones met YTD.

#### 13.2. BASE BUDGET

	YTD Budget \$	YTD Actual \$	Comment
Income	3,000		
Expense	54,000	109,000	
<b>Total Base Budget</b>	<b>57,000</b>	<b>109,000</b>	

#### 13.3. PROJECTS

Approved Projects	2016/2017 Budget \$	YTD Actual \$	Status	Comment
Review of the Community Strategic Plan	0	0	⊘	This project was cancelled in the Q2 review due to it not going to be complete this financial year. The reason for this is that work on the project cannot begin until after an election is held or a proclamation is made.
West Ryde Plaza	400,000	60,000	🔄	Council is working with the artist of the sculpture to be removed from the plaza to confirm the process and cost of removal and relocation. Work has also begun on confirming the works



Approved Projects	2016/2017 Budget \$	YTD Actual \$	Status	Comment
				required at the new site to ensure the sculptures are safely re-housed. As per Council's resolution, further consultation regarding the final design for the plaza will be undertaken in Q4.



## 14. Land Use Planning program

Planning, delivering and managing our land and urban design and enhancing and informing on our heritage.

**Key:** 🟢 On track ✖ Action required ✔ Complete ⊖ Not started ⊗ Cancelled ▶ Deferred

### 14.1. PERFORMANCE INDICATORS

Measure	2016/2017 Target	YTD Progress	Status	Comment
% of project milestones met on time	90%	58%	✖	14 of 24 milestones met YTD.

### 14.2. BASE BUDGET

	YTD Budget \$	YTD Actual \$	Comment
Income	-95,000	-58,000	
Expense	1,183,000	1,087,000	
<b>Total Base Budget</b>	<b>1,088,000</b>	<b>1,029,000</b>	

### 14.3. PROJECTS

Approved Projects	2016/2017 Budget \$	YTD Actual \$	Status	Comment
Bushfire Mapping System	72,750	4,700	🟢	Field work completed at all sites. Awaiting draft mapping and report which is due this week. On track for completion before 30 June 2017.
Heritage Grants Scheme	20,000	21,070	🟢	
Section 94 Contribution Plan	100,000	3,000	🟢	Internal consultation on Works Schedule took longer than anticipated. The Works schedule has subsequently been

Approved Projects	2016/2017 Budget \$	YTD Actual \$	Status	Comment
				delayed.
Affordable Housing Calculator	20,000	0	✗	Work on the calculator has been put on hold pending the outcome of the Feasibility study. The draft study was completed in Q3 and it is anticipated a report to Council will be provided in Q4. The scope and timing of the calculator is currently under review, this may be carried over pending the outcome of the feasibility study and the planning instrument proposed.
Affordable Housing - Inclusionary Zoning Testing and Analysis	20,000	15,950	↻	
Macquarie-Ryde Futures - PhD - Housing and Community Development (Macquarie Park)	15,000	0	✗	University yet to provide update on selection process.



## 15. Traffic & Transport program

Managing our transport, traffic and car parking; developing sustainable transport options.

Key: 🔄 On track ✖ Action required ✓ Complete ⊖ Not started ⊘ Cancelled ▶ Deferred

### 15.1. PERFORMANCE INDICATORS

Measure	2016/2017 Target	YTD Progress	Status	Comment
% of project milestones met on time	90%	81%	✖	26 of 32 milestones met YTD.
No. of passengers transported by Top Ryder Community Bus Service	>= 38000	35,171	🔄	11,018 passenger movements this quarter. On track to exceed annual target.

### 15.2. BASE BUDGET

	YTD Budget \$	YTD Actual \$	Comment
Income	-621,000	-645,000	
Expense	916,000	1,085,000	
<b>Total Base Budget</b>	<b>296,000</b>	<b>440,000</b>	

### 15.3. PROJECTS

Approved Projects	2016/2017 Budget \$	YTD Actual \$	Status	Comment
Traffic Facilities Renewal	169,380	129,554	🔄	
Car Park Renewal	130,000	19,503	✓	Costs allocated to wrong accounts and will be reconciled Q4.
Shop Ryder Community Bus Service	110,000	139,968	🔄	35,171 passenger movements at the end of Quarter 3 (11,018)



Approved Projects	2016/2017 Budget \$	YTD Actual \$	Status	Comment
				for the Quarter) The service is expected to exceed target of passengers transported 38,000 passengers by 30 June 2017. Satisfaction of passenger survey conducted this quarter and results will be reported next quarter. Preliminary indications continue to show satisfied users of the service. PM16_30238 Shop Ryder Community Bus Service Quarter 3 budget adjustment is proposed to factor in approx. \$90k of additional income received from the Putney Hill Shuttle service is being included in Quarter 3 budget adjustment to balance expenditure. Only change this quarter for the service has been in March and April where Route one has had to be diverted from Princes St Gladesville due to AusGrid works. Report to Council for the continuation or otherwise of the bus service has been prepared and is expected to go to Council in June 2017.
Bus Shelters - new	60,000	24,080	🔄	Contractor engaged, installation Q4.
Bus Stop DDA compliance	92,700	29,992	🔄	Deferred due to wet weather and traffic approvals, re-programmed Q4.
Bus Stop Seats - new	34,800	33,112	✓	
Traffic Calming Devices	1,120,787	470,811	🔄	Three black spot projects complete. Progressive implementation of RTC actions. ELS Hall parking study being done Q4. Reviews and designs done for major forthcoming development contributed projects.
PAMP Implementation Works - Central, East and West Wards	242,500	58,765	🔄	Gladesville: The kerb ramps at 26 and 28 Morrison Rd have been completed, the design for the pedestrian refuge at Western Crescent has been completed and a contractor appointed. Construction has been delayed by rain. A contractor is yet to be appointed for the upgrade to the lane splitter on the corner of Meriton St and Morrison Rd Eastwood: The work at Rowe St has been completed. Top Ryde: A contractor for the construction of



Approved Projects	2016/2017 Budget \$	YTD Actual \$	Status	Comment
				the footpath along Lane Cove Rd has been appointed. Commencement of works has been delayed by the rain and potential conflict with TfNSW project within the area. Project notified and project restructured to align final outcomes with TfNSW future plans. No change to project timeline.

New Projects	2016/2017 Budget \$	YTD Actual \$	Status	Comment
Pedestrian Accessibility & Mobility Plan	100,000	17,647	🔄	Project comprises \$50,000 grant funding from RMS (not received yet) and \$50,000 City of Ryde funding for two areas - Meadowbank and West Ryde. By agreement with RMS Meadowbank has priority and will be complete Q4. West Ryde is delayed. A carryover will be required
Roundabout Monash/Buffalo Roads	400,000	62,938	✖	Design in progress, will require RTC approval, and works to be done in 2017/18.

Carryover Projects	2016/2017 Budget \$	YTD Actual \$	Status	Comment
Road Safety Plan	134,306	0	🔄	RMS has agreed funding and works will be incorporated into Morrison Road project.
Traffic Facilities Khartoum and Waterloo	285	-5,475	▶▶	
Eastwood Transport Management and Access Plan 2008	98,117	985	✖	Construction plan approvals nearing with finalisation with Parramatta Council, works will be programmed once obtained, potential carryover.



Carryover Projects	2016/2017 Budget \$	YTD Actual \$	Status	Comment
Morrison Road LATM	804,111	158,368	🔄	All devices and treatments approved. Remaining works programmed for Q4. As RMS funded, any unused budget will not be claimed.




## 16. Economic Development program

Business sector and economic development.

Key:  On track  Action required  Complete  Not started  Cancelled  Deferred





### 16.1. PERFORMANCE INDICATORS

Measure	2016/2017 Target	YTD Progress	Status	Comment
% of project milestones met on time	90%	100%		16 of 16 milestones met YTD.

### 16.2. BASE BUDGET

	YTD Budget \$	YTD Actual \$	Comment
Income	-4,000	-3,000	
Expense	114,000	110,000	
<b>Total Base Budget</b>	<b>109,000</b>	<b>108,000</b>	

### 16.3. PROJECTS

Approved Projects	2016/2017 Budget \$	YTD Actual \$	Status	Comment
Economic Development Plan Implementation	40,000	27,583		
Implementation-Macq Park Marketing Plan	50,000	40,938		
Centres Activation Program (Town and Neighbourhood Centres)	150,000	66,061		
NBN Feasibility Study Macquarie Park	50,000	0		A desktop feasibility study and stakeholder demand assessment concluded that Macquarie Park businesses are not NBN

Approved Projects	2016/2017 Budget \$	YTD Actual \$	Status	Comment
				dependent and many have existing fast broadband access.

Carryover Projects	2016/2017 Budget \$	YTD Actual \$	Status	Comment
Night Time Economy	20,000	19,830	✓	Report to Council scheduled May 2017.



## 17. Organisational Development program

Addressing workforce planning, driving culture and performance, assessing process efficiency and overseeing all corporate communications.

**Key:** 🟢 On track ✖ Action required ✔ Complete ⊖ Not started ⊘ Cancelled ▶ Deferred

### 17.1. PERFORMANCE INDICATORS

Measure	2016/2017 Target	YTD Progress	Status	Comment
% of project milestones met on time	90%	NA	-	

### 17.2. BASE BUDGET

	YTD Budget \$	YTD Actual \$	Comment
Income	-35,000	-38,000	
Expense	285,000	207,000	
<b>Total Base Budget</b>	<b>250,000</b>	<b>169,000</b>	

### 17.3. PROJECTS

## 18. Foreshore program

Managing all aspects of our foreshore.

**Key:** 🟢 On track ✖ Action required ✔ Complete ⊖ Not started ⊘ Cancelled ▶▶ Deferred

### 18.1. PERFORMANCE INDICATORS

Measure	2016/2017 Target	YTD Progress	Status	Comment
% of project milestones met on time	90%	NA	-	

### 18.2. BASE BUDGET

	YTD Budget \$	YTD Actual \$	Comment
Income			
Expense	85,000	28,000	
<b>Total Base Budget</b>	<b>85,000</b>	<b>28,000</b>	

### 18.3. PROJECTS

Approved Projects	2016/2017 Budget \$	YTD Actual \$	Status	Comment
Seawalls/Retaining Walls Refurbishment	919,271	288,123	🟢	As presented to Council, design option with increased scope agreed. Will continue into 2017/18 with additional budget. Commencement of works subject to RMS approval of plans and weather.





New Projects	2016/2017 Budget \$	YTD Actual \$	Status	Comment
Bennelong Park Groyne and Foreshore Improvement Project	60,000	0	🔄	



## 19. Regulatory program

Delivering all our regulatory assessments and activities, including building regulations, environmental regulations, road, parking and footpath enforcement and animal management.

**Key:** 🟢 On track ✖ Action required ✔ Complete ⊖ Not started ⊗ Cancelled ▶ Deferred

### 19.1. PERFORMANCE INDICATORS

Measure	2016/2017 Target	YTD Progress	Status	Comment
% of project milestones met on time	90%	NA	-	
Total development value of approved development applications (in \$million - cumulative)	>= \$0	1.5 Billion	🟢	Q3 = \$129M
Mean number of DAs processed per person	>= 59	20.2	🟢	On track to exceed annual target.
DA assessment time (days) - against the Group 3 benchmark (Mean Gross Assessment Time**)	<= 95	103	✖	
No. of DAs in each category - residential	>= 0	38	🟢	
No. of DAs in each category - single new dwelling	>= 0	57	🟢	
No. of DAs in each category - commercial, retail, office	>= 0	25	🟢	
Total no. of DAs received	>= 0	176	🟢	
Total no. of DAs determined	>= 0	202	🟢	
Mean gross DA determination times: Residential alterations and additions (against 15-16 Group 3 Average) *Note all Service Unit Performance Indicators referring to Development Applications (DAs) include Section 96 Applications.	<= 77	75	🟢	

Measure	2016/2017 Target	YTD Progress	Status	Comment
Mean gross DA determination times: Single new dwelling (against 15-16 Group 3 Average) *Note all Service Unit Performance Indicators referring to Development Applications (DAs) include Section 96 Applications.	<= 105	91	🟢	
Mean gross DA determination times: Commercial, retail, office (against 15-16 Group 3 Average) *Note all Service Unit Performance Indicators referring to Development Applications (DAs) include Section 96 Applications.	<= 91	106	✖	
No. of food premises inspections	>= 850	399	✖	112 food shops inspected this quarter. Food shop inspection blitz scheduled Q4 to close in on annual target.

## 19.2. BASE BUDGET

	YTD Budget \$	YTD Actual \$	Comment
Income	-7,632,000	-7,948,000	
Expense	5,969,000	5,773,000	
<b>Total Base Budget</b>	<b>-1,663,000</b>	<b>-2,175,000</b>	

## 19.3. PROJECTS




## 20. Waste and Recycling program

Managing our domestic and commercial waste services, educating on and facilitating recycling and disposal services.

**Key:**  On track  Action required  Complete  Not started  Cancelled  Deferred



### 20.1. PERFORMANCE INDICATORS

Measure	2016/2017 Target	YTD Progress	Status	Comment
% of project milestones met on time	90%	95%		18 of 19 milestones met YTD

### 20.2. BASE BUDGET

	YTD Budget \$	YTD Actual \$	Comment
Income	-16,622,000	-20,793,000	
Expense	13,559,000	9,945,000	
<b>Total Base Budget</b>	<b>-3,063,000</b>	<b>-10,848,000</b>	

### 20.3. PROJECTS

Approved Projects	2016/2017 Budget \$	YTD Actual \$	Status	Comment
Old Landfill Sites Subsidence Program	230,000	226,158		
Future Focus Home Waste & Sustainability	69,000	48,487		The Home Waste and Sustainability Advisory Service have concluded its main promotional campaign. The Ryde Sustainable Home Challenge for 2016/17 and is now commenced the evaluation and development phase for 2017/18 project roll out. 20 home assessments were completed over the last quarter to conclude the project phase. 2017/18 will



Approved Projects	2016/2017 Budget \$	YTD Actual \$	Status	Comment
				commence focus on broadening the reach of the project to include multi-unit dwelling strata companies to further expand the project reach.
Community Problem Waste Recycling Centre	180,000	151,512	🔄	
Porters Creek Precinct	300,000	63,038	🔄	

New Projects	2016/2017 Budget \$	YTD Actual \$	Status	Comment
Managing Waste Reduction in Multi Unit Dwellings	80,000	46,823	🔄	
Mobile Problem Waste Recycling Stations	30,000	3,688	🔄	EPA grant funded project. Additional recycling locations being sourced for completion in Q4.
Public Place Water Stations	100,000	0	🔄	EPA grant funded project. Purchase order placed with contractor, installation scheduled for completion in Q4.



## 21. Internal Corporate Services program

Developing and managing our information, records and corporate knowledge; implementing information technology, communications, business, financial and HR infrastructure and services. Managing our fleet and plant; planning and developing assets; all project management and administrative support.

**Key:** 🔄 On track ✖ Action required ✔ Complete ⊖ Not started ⊘ Cancelled ▶▶ Deferred

### 21.1. PERFORMANCE INDICATORS

Measure	2016/2017 Target	YTD Progress	Status	Comment
% of project milestones met on time	90%	100%	🔄	3 of 3 milestones met YTD.
% return on investment over the standard investment benchmark (ie. Bank Bill Swap Reference Rate (Australian financial market) - BBSW)	>= 0.85%	1.19%	🔄	

### 21.2. BASE BUDGET

	YTD Budget \$	YTD Actual \$	Comment
Income	-64,952,000	-65,603,000	
Expense	7,940,000	5,649,000	
<b>Total Base Budget</b>	<b>-57,012,000</b>	<b>-59,954,000</b>	

### 21.3. PROJECTS

Approved Projects	2016/2017 Budget \$	YTD Actual \$	Status	Comment
Information Technology Renewals	801,872	169,865	🔄	Unspent funding from eBusiness project will need to be carried over to accommodate works in eCertificates scheduled for Q1



Approved Projects	2016/2017 Budget \$	YTD Actual \$	Status	Comment
				2017/18.
Plant & Fleet Purchases	3,060,000	2,050,151	🔄	Purchases scheduled to complete in Q4.
Fit for the Future	0	8,300	🚫	This project was cancelled in the Q2 review.
Fit for the Future Action Plan Implementation	150,000	0	🔄	Consultant to be appointed by end of April. Work to begin in May 2017.
Strategic Asset Management Capability	100,000	0	🔄	Consultant to be appointed by end of April. Work to begin in May 2017.
Merger Costs	0	0	🚫	This project was cancelled in the Q2 review.
Innovation Fund	0	0	🚫	This project was cancelled in the Q2 review and \$140,000 returned to the reserve.
Integrated Field Connectivity	92,500	58,437	🔄	System development underway, user testing and roll out anticipated in Q4.
Office Fitout - North Ryde and Ryde Business Centre	3,705,088	3,041,656	🔄	

Carryover Projects	2016/2017 Budget \$	YTD Actual \$	Status	Comment
TechOne Enhancements	10,075	10,075	✓	
LG Solution Software - Template and Model	43,500	4,750	🔄	Long Term Financial Plan Model - GL mapping completed, draft 2017/18 budget will be loaded into template April 2017. Financial Reporting Year End Template - received March 2017, GL mapping completed. Fees and Charges Template - received



Carryover Projects	2016/2017 Budget \$	YTD Actual \$	Status	Comment
				March 2017, 2017/18 Fees and Charges will be loaded into template May 2017.
Intranet upgrade	50,000	0	⊘	It is recommended that this project is cancelled in this Q3 review. The reason for this is that work on the project will not begin until after a decision on the merger proposal is made.





## Appendix A – Reserve Listing Report

Natural Account	Description	16/17 Opening Balance	Budget To Reserve	Budget From Reserve	16/17 Budget Result	Review To Reserve	Review From Reserve	16/17 Review Result
<b>93001 - Internally Restricted Revenues</b>								
8301	Stockland Creche Contribution Voluntary Planning	178,666.90		-178,667.00	-0.10			-0.10
8302	Agreement Reserve	9,105,191.77	1,893,297.00	-140,000.00	10,858,488.77	127,530.00	-50,000.00	10,936,018.77
8303	Accommodation Reserve	15,419,068.14	4,270,880.00	-5,767,788.00	13,922,160.14			13,922,160.14
8304	Asset Replacement Reserve	19,292,894.75	7,568,290.00	-9,343,104.00	17,518,080.75		-215,000.00	17,303,080.75
8305	Plant Replacement Reserve	3,374,630.07	2,716,490.00	-3,432,210.00	2,658,910.07			2,658,910.07
8306	Ryde Aquatic Leisure Centre Reserve	2,786,729.86	4,055,080.00	-4,047,288.00	2,794,521.86	133,980.00		2,928,501.86
8307	Financial Security Reserve							
8308	Public Art Reserve	10,179.00			10,179.00			10,179.00
8309	Council Election Reserve	533,306.27	150,000.00	-450,000.00	233,306.27		500,000.00	733,306.27
8310	Risk Rebate Reserve	111,797.49	30,840.00		142,637.49			142,637.49
8311	Investment Property Reserve	18,367,215.52		-3,452,400.00	14,914,815.52	1,000,000.00	50,000.00	15,964,815.52
8312	Civic Hub Precinct Reserve	617,682.21	1,000,000.00	-786,033.00	831,649.21			831,649.21
8313	Community Grants Reserve	228,958.00		-228,958.00			40,000.00	40,000.00
8314	Carryover Works Reserve	1,208,800.33		-1,208,801.00	-0.67			-0.67
8317	Merger and Transition Reserve	5,267,183.13		-1,285,000.00	3,982,183.13		26,700.00	4,008,883.13
8318	Porters Creek Reserve	199,348.89			199,348.89			199,348.89
8319	Insurance Fluctuation Reserve	799,341.19			799,341.19			799,341.19
8320	WHS & Injury Management Reserve	155,071.55	31,640.00		186,711.55			186,711.55
8321	Public Domain Plan Reserve	138,602.00			138,602.00			138,602.00
8322	Planning Proposal Reserve	234,089.15		-50,000.00	184,089.15			184,089.15
8323	Macquarie University VPA Reserve	273,053.67			273,053.67			273,053.67
8324	Fit For The Future Reserve							
	<b>Total Internally Restricted Revenues</b>	<b>78,301,809.89</b>	<b>21,716,517.00</b>	<b>-30,370,249.00</b>	<b>69,648,077.89</b>	<b>1,261,510.00</b>	<b>351,700.00</b>	<b>71,261,287.89</b>

## Appendix A – Reserve Listing Report

Natural Account	Description	16/17 Opening Balance	Budget To Reserve	Budget From Reserve	16/17 Budget Result	Review To Reserve	Review From Reserve	16/17 Review Result
<b>93002 - Internally Restricted Liabilities</b>								
8327	Employee Leave Entitlements Reserve	3,154,680.41			3,154,680.41			3,154,680.41
8328	Refundable Deposits Reserves	12,607,788.13			12,607,788.13			12,607,788.13
8329	Interest on Refundable Deposits Reserve	377,366.19			377,366.19			377,366.19
	<b>Total Internally Restricted Liabilities</b>	<b>16,139,834.73</b>			<b>16,139,834.73</b>			<b>16,139,834.73</b>
<b>93003 - Section 94 Contribution Reserves</b>								
8351	Community & Cultural Facilities Reserve	10,382,189.61	2,770,366.00	-2,277,031.00	10,875,524.61	1,607,768.00	-233,000.00	12,250,292.61
8352	Open Space & Recreation Facilities Reserve	44,720,396.21	3,922,526.00	-10,314,522.00	38,328,400.21	5,280,570.00	-250,000.00	43,358,970.21
8353	Roads & Traffic Management Facilities Reserve	2,780,845.71	411,350.00	-2,885,499.00	306,696.71	639,605.00	-50,000.00	896,301.71
8354	Stormwater Management Facilities Reserve	6,401,506.31	161,326.00	-2,126,778.00	4,436,054.31	193,187.00		4,629,241.31
8355	Section 94 Plan Administration Reserve	231,248.45	20,286.00	-240,620.00	10,914.45	27,040.00		37,954.45
	<b>Total Section 94 Contribution Reserves</b>	<b>64,516,186.29</b>	<b>7,285,854.00</b>	<b>-17,844,450.00</b>	<b>53,957,590.29</b>	<b>7,748,170.00</b>	<b>-533,000.00</b>	<b>61,172,760.29</b>
<b>93004 - Other External Restrictions</b>								
8376	Domestic Waste Management Reserve	6,976,833.84	19,300,370.00	-18,492,263.00	7,784,940.84		-215,231.00	7,569,709.84
8377	External Drainage Works Contribution Reserve							
8378	Macquarie Park Corridor Special Rate Reserve	1,163,711.12	1,339,310.00	-2,014,580.00	488,441.12			488,441.12
8379	Stormwater Management Service Charge Reserve	1,053,025.64	1,034,310.00	-1,002,526.00	1,084,809.64			1,084,809.64

## Appendix A – Reserve Listing Report

Natural Account	Description	16/17 Opening Balance	Budget To Reserve	Budget From Reserve	16/17 Budget Result	Review To Reserve	Review From Reserve	16/17 Review Result
8381	Affordable Housing Contribution	138,910.00			138,910.00			138,910.00
8382	Infrastructure Special Rate Reserve	20,162.00	5,156,350.00	-5,147,120.00	29,392.00			29,392.00
	<b>Total Other External Restrictions</b>	<b>9,352,642.60</b>	<b>26,830,340.00</b>	<b>-26,656,489.00</b>	<b>9,526,493.60</b>		<b>-215,231.00</b>	<b>9,311,262.60</b>
<b>93005 - Unexpended Grants Reserves</b>								
8401	U/Exp Grant - Home Modification & Maintenance	153,689.83	434,010.00	-427,770.00	159,929.83	-434,010.00	430,870.00	156,789.83
8403	U/Exp Grant - Volunteer Referral Agency	46,185.37	50,060.00		96,245.37			96,245.37
8404	U/Exp Grant - Library Local Priority							
8405	U/Exp Grant - Library Subsidy		248,920.00	-248,910.00	10.00			10.00
8408	U/Exp Grant - Urban Sustain Program - Looking Glass Bay							
8413	U/Exp Grant - Sydney North/Sydney West							
8418	Tussock Paspalum 06/11 U/Exp Grant - Macquarie Park Master Plan	30,000.00			30,000.00			30,000.00
8433	U/Exp Grant - Liberty Swing Dunbar Park							
8434	U/Exp Grant - Sport Development Program	542.76			542.76			542.76
8435	U/Exp Grant - WASIP	29,640.86			29,640.86			29,640.86
8438	U/Exp Grant - Parramatta River Catchments Floodplain	2,918.72			2,918.72			2,918.72
8439	U/Exp Grant - Vacation Care Program Grant	5,253.73			5,253.73			5,253.73
8440	U/Exp Grant - Crime Prevention Plan Grant							
8443	U/Exp Grant - Curzon St/	765.05			765.05			765.05

## Appendix A – Reserve Listing Report

Natural Account	Description	16/17 Opening Balance	Budget To Reserve	Budget From Reserve	16/17 Budget Result	Review To Reserve	Review From Reserve	16/17 Review Result
8446	Smith St Pedestrian (RTA) U/Exp Grant - Vimiera Road Traffic Facilities Renew (RTA)	1,959.22			1,959.22			1,959.22
8447	U/Exp Grant - M2 Advertising Public Benefit (RMS)	62,101.00			62,101.00			62,101.00
8451	U/Exp Grant - Rowe St Eastwood Traffic Calming	9,725.16			9,725.16			9,725.16
8455	U/Exp Grant - Planning for Ageing Population	4,560.00			4,560.00			4,560.00
8458	U/Exp Grant - Macquarie Park - Property	6,000,000.10		-6,000,000.00	0.10			0.10
8459	U/Exp Grant - Restoring Blue Gum High in Denistone Park	1,725.01			1,725.01			1,725.01
8460	U/Exp Grant - Restoring Blue Gum High in Darvall Park							
8461	U/Exp Grant - Better Waste & Recycling Fund	242,507.58	259,260.00	-591,786.00	-90,018.42			-90,018.42
8462	U/Exp Grant - Agincourt and Balaclava Rd TCS	8,039.11			8,039.11			8,039.11
8463	U/Exp Grant - Ivan Hoe Estate Collective Impact	20,000.00			20,000.00			20,000.00
8464	U/Exp Grant - CDAT	3,100.00			3,100.00			3,100.00
8465	U/Exp Grant - Blaxland Road SUP – Stage 3 (RMS)	3,463.39			3,463.39			3,463.39
8466	U/Exp Loan - LIRS Phase 1	6,175.23			6,175.23			6,175.23
8467	U/Exp Loan - LIRS Phase 2	870,468.43		-870,468.00	0.43			0.43
8468	U/Exp Grant - Ryde Remembers (ANZAC)	16,223.59		-16,224.00	-0.41			-0.41
8469	U/Exp Grant - NSW Youth Council Conference		30,000.00		30,000.00			30,000.00
8470	U/Exp Grant - Shrimptons Creek Corridor Embellishment		4,500,000.00		4,500,000.00			4,500,000.00

## Appendix A – Reserve Listing Report

<i>Natural Account</i>	<i>Description</i>	<i>16/17 Opening Balance</i>	<i>Budget To Reserve</i>	<i>Budget From Reserve</i>	<i>16/17 Budget Result</i>	<i>Review To Reserve</i>	<i>Review From Reserve</i>	<i>16/17 Review Result</i>
	<b>Total Unexpended Grants Reserves</b>	7,519,044.14	5,522,250.00	-8,155,158.00	4,886,136.14	-434,010.00	430,870.00	4,882,996.14
	<b>Internal Loans</b>							
8901	Internal Loan - RALC Reserve	-2,161,869.23	63,000.00		-2,098,869.23			-2,098,869.23
	<b>Total Internal Loans</b>	-2,161,869.23	63,000.00		-2,098,869.23			-2,098,869.23
	<b>TOTAL RESERVES</b>	173,667,648.42	61,417,961.00	-83,026,346.00	152,059,263.42	8,575,670.00	34,339.00	160,669,272.42
	Net Transfer			-21,608,385.00	-21,608,385.00		8,610,009.00	-12,998,376.00

## Appendix B – 2016/17 Quarterly Changes Report

			<i>Approved Budget 2016/2017</i>	<i>Actual 2016/2017</i>	<i>Proposed Changes 2016/2017</i>	<i>Comments</i>
--	--	--	--	-----------------------------	---	-----------------

### Strategic City program

1011312	CCS - Group Management Charge/Recovery	Op Exp	(461,860)	(242,252)	461,860	To realign the budget with actual.
1111505	Corporate Reporting Unit	Op Exp	112,680	82,384	(8,900)	Salaries and Wages saving due to vacant positions.
4130728	Lachlan's Line - Community Facility	NCP Exp			50,000	ET resolved to allocate \$50,000 for the design of the Lachlan's Line Community Facility at its meeting of 25 January 2017.
4130728	Lachlan's Line - Community Facility	From Res			(50,000)	ET resolved to allocate \$50,000 for the design of the Lachlan's Line Community Facility at its meeting of 25 January 2017.
<b>Total Strategic City program</b>					<b>452,960</b>	

### Organisational Development program

2211001	Organisational Development Administration	Op Exp	225,006	156,606	(15,000)	Salaries and Wages saving due to vacant positions.
2211533	Workforce Culture Administration	Op Exp	71,266	40,253	(13,700)	Salaries and Wages saving due to vacant positions.
<b>Total Organisational Development program</b>					<b>(28,700)</b>	

### Risk Management program

1611139	Internal Audit	Op Exp	54,600	103,264	100,000	Additional Internal Audit resource and consultant costs relating to unforeseen investigations.
---------	----------------	--------	--------	---------	---------	--



## Appendix B – 2016/17 Quarterly Changes Report

			<i>Approved Budget 2016/2017</i>	<i>Actual 2016/2017</i>	<i>Proposed Changes 2016/2017</i>	<i>Comments</i>
1711001	Procurement Administration	Op Exp	62,520	39,873	(6,000)	Salaries and Wages saving due to vacant positions.
2711012	Audit & Compliance	Op Exp	299,050	324,402	64,800	Adjusted salaries and wages budget to reflect the actual.
4410003	Stores Management OPEX	Op Exp	507,130	155,798	(144,368)	Salary expenditure transfers to Porters Creek CC to align with new organisation structure.
<b>Total Risk Management program</b>					<b>14,432</b>	

### Community and Cultural program

6811127	Home Modification & Maintenance	Op Inc	(262,160)	(263,414)	25,000	Reduce the budget to reflect the actual.
6811127	Home Modification & Maintenance	Op Inc	(171,850)	(145,998)	25,000	Reduce the budget to reflect the actual.
6311577	Community Grants	Op Exp	346,508	123,296	(40,000)	Reduce the budget to reflect the actual and unspent funding to be transferred to Community Grant Reserve.
6410000	Events- Community	Op Exp	55,630	27,012	12,000	Increase budget as per Council Resolution dated at 25 Oct 2016.
6411001	Events Administration	Op Exp	306,970	270,231	10,000	Adjusted salaries and wages budget to reflect the actual.
6811127	Home Modification & Maintenance	Op Exp	165,120	77,510	(50,000)	Reduce the budget to reflect the actual.
6311577	Community Grants	From Res	(127,008)		40,000	Reduce the budget to reflect the actual and unspent funding to be transferred to Community Grant Reserve.
6811127	Home Modification & Maintenance	From Res	(427,770)		430,870	Adjust funding to reflect the actual.
6811444	Home Modification	To Res	262,160		(262,160)	Consolidate accounts within the Home Modification & Maintenance program.

## Appendix B – 2016/17 Quarterly Changes Report

			<i>Approved Budget 2016/2017</i>	<i>Actual 2016/2017</i>	<i>Proposed Changes 2016/2017</i>	<i>Comments</i>
6811445	Home Maintenance	To Res	171,850		(171,850)	Consolidate accounts within the Home Modification & Maintenance program.
<b>Total Community and Cultural program</b>					<b>18,860</b>	

### Customer and Community Relations program

2011481	Perception Survey	Op Exp	43,450		(43,450)	Survey will not be undertaken this financial year due to pending merger proposal.
1830550	Community Forums	NCP Exp	50,653		(62,653)	Recommend to cancel this project as it will not occur this financial year due to pending merger proposal.
2030708	Community Perception Study	NCP Exp	35,000		(35,000)	Recommend to cancel this project as it will not occur this financial year due to pending merger proposal.
2030708	Community Perception Study	From Res	(35,000)		35,000	Recommend to cancel this project as it will not occur this financial year due to pending merger proposal.
<b>Total Customer and Community Relations program</b>					<b>(106,103)</b>	

### Open Space, Sport & Recreation program

7610001	Open Space - Administration	Op Exp	65,000		(65,000)	Realign the budget as result of the organisation structure changes.
7610001	Open Space - Administration	Op Exp	1,260		(1,260)	Realign the budget as result of the organisation structure changes.
7611001	Parks Open Space - Administration	Op Exp	358,450	355,813	(35,839)	Realign the budget as result of the organisation structure changes.
7711001	Parks Sports & Recreation Administration	Op Exp	1,190	133	66,260	Realign the budget as result of the organisation structure changes.



## Appendix B – 2016/17 Quarterly Changes Report

			<i>Approved Budget 2016/2017</i>	<i>Actual 2016/2017</i>	<i>Proposed Changes 2016/2017</i>	<i>Comments</i>
7711001	Parks Sports & Recreation Administration	Op Exp	276,910	302,359	35,839	Realign the budget as result of the organisation structure changes.
54012	Maint - Sportsfield & Upgrade	Op Exp	31,210		(31,210)	Transfer from Maint-Sportsfield & Upgrade to Maint-Sportsground, Parks & Gardens.
54110	Maint - Passive Parks & Streetscapes	Op Exp	1,316,970	512,266	100,000	Transferring from Maint -Commercial Buildings to Maint-Passive Parks Streetscapes to avoid backlog in tree maintenance and continue with programmed works.
54114	Maint - Sportsgrounds, Parks & Gardens	Op Exp	2,857,300	771,021	31,210	Transfer from Maint-Sportsfield & Upgrade to Maint-Sportsground, Parks & Gardens.
50012	Sportsfield Renewal & Upgrade Renewal	Cap Exp	1,842,286	915,579	250,000	Additional fill material required (for Meadowbank Park Fields 7 and 8) to be sourced from external suppliers due to the unsuitability of material at Porters Creek and funded by Section 94.
50012	Sportsfield Renewal & Upgrade Renewal	From Res	(1,798,841)		(250,000)	Additional fill material required (for Meadowbank Park Fields 7 and 8) to be sourced from external suppliers due to the unsuitability of material at Porters Creek and funded by Section 94.
50016	Playground Renewal & Construction Renewal	Cap Exp	700,600	463,843	65,000	Increase budget due to latent conditions on site for the construction of Mulhall Park Playground. Site is on a hill which required scope changes impacting costs.
50016	Playground Renewal & Construction Renewal	From Res	(700,600)		(65,000)	Increase budget due to latent conditions on site for the construction of Mulhall Park Playground. Site is on a hill which required scope changes impacting costs.
7811009	Aquatic Entry	Op Exp	(116,020)	(195,979)	(133,980)	Increase in RALC Pensioner entry.
7811009	Aquatic Entry	To Res	1,255,500		133,980	Increase in RALC Pensioner entry.
<b>Total Open Space, Sport &amp; Recreation program</b>					<b>100,000</b>	



## Appendix B – 2016/17 Quarterly Changes Report

			<i>Approved Budget 2016/2017</i>	<i>Actual 2016/2017</i>	<i>Proposed Changes 2016/2017</i>	<i>Comments</i>
--	--	--	--	-----------------------------	---	-----------------

### Centres and Neighbourhood program

4111259	Voluntary Planning Agreement Capital Income	Cap Inc	(1,893,297)	(2,020,827)	(127,530)	Contribution received from developer in relation to property 115 Church Street, Ryde.
4111259	Voluntary Planning Agreement Capital Income	To Res	1,893,297		127,530	Contribution received from developer in relation to property 115 Church Street, Ryde.
50023	Town Centre Upgrade Implementation Renewal	Cap Exp	1,892,031	1,453,060	233,000	Additional funding for construction costs on Rowe Street Project.
50023	Town Centre Upgrade Implementation Renewal	From Res	(1,892,031)		(233,000)	Additional funding for construction costs on Rowe Street Project.
<b>Total Centres and Neighbourhood program</b>						

### Internal Corporate Services program

1211142	Investment Income	Op Inc	(1,740,000)		(250,000)	Additional investment income received due to additional Section 94 income VPA contribution received.
1211142	Investment Income	Op Inc	(393,810)	(1,150,048)	(50,000)	Increase the budget to reflect the actuals.
1011109	GM - Finance Controlled Items	Op Exp	9,800		(9,800)	Salaries savings due to vacant positions.
1111001	Corporate Services Administration	Op Exp	494,780	387,280	(3,300)	Salaries and Wages saving due to vacant positions.
1111109	CS - Finance Controlled Items	Op Exp	150,425		(150,425)	Salaries and Wages saving due to vacant positions.
1211001	Finance Administration	Op Exp	83,600	65,620	15,000	Salary savings due to vacant position and unspent funding to be transferred to Consultant costs for reviewing LTFF.



## Appendix B – 2016/17 Quarterly Changes Report

			<i>Approved Budget 2016/2017</i>	<i>Actual 2016/2017</i>	<i>Proposed Changes 2016/2017</i>	<i>Comments</i>
1211109	Finance Controlled Items	Op Exp	436,030		(436,030)	Salaries and Wages saving due to vacant positions.
1211464	Finance - Management Accounting - Administration	Op Exp	396,440	267,488	(15,000)	Salary savings due to vacant position and unspent funding to be transferred to consultant costs for reviewing LTFP.
1211506	Investment - Administration	Op Exp	57,410	23,660	(10,600)	Salaries and Wages saving due to vacant positions.
2211375	Office of the General Manager	Op Exp	5,910	5,041	517	Adjustment to reflect new organisation structure.
2211376	Corporate & Organisational Support Services	Op Exp	92,860	24,608	(45,268)	Adjustment to reflect new organisation structure.
2211377	City Planning & Development	Op Exp	57,850	24,439	(5,684)	Adjustment to reflect new organisation structure.
2211378	City Works and Infrastructure	Op Exp	123,460	157,990	10,638	Adjustment to reflect new organisation structure.
2211379	Customer & Community Services	Op Exp	36,990	39,659	39,797	Adjustment to reflect new organisation structure.
2211530	Corporate Training & Development Administration	Op Exp	112,090	74,503	(8,000)	Salaries and Wages saving due to vacant positions.
2311519	Workers Compensation and Injury Management	Op Exp	87,630	55,491	(4,000)	Salaries and Wages saving due to vacant positions.
2411560	IT Corporate Application Administration	Op Exp	695,520	336,119	(39,300)	Salaries and Wages saving due to vacant positions.
4311109	PW - Finance Controlled Items	Op Exp	91,000		(91,000)	Salaries and Wages saving due to vacant positions.
6211109	CL - Finance Controlled Items	Op Exp	44,900		(44,900)	Salaries and Wages saving due to vacant positions.
6211312	Group Management Charge/Recovery	Op Exp			(461,860)	To realign the budget with actual.
1130670	Fit For The Future	NCP Exp			8,300	To cover costs associated with merger proposal.



## Appendix B – 2016/17 Quarterly Changes Report

			<i>Approved Budget 2016/2017</i>	<i>Actual 2016/2017</i>	<i>Proposed Changes 2016/2017</i>	<i>Comments</i>
2430716	Long Term Financial Plan LG Solution Model	NCP Exp	16,250		(16,250)	Consolidate projects.
2440811	LG Solution Software -Templates and Models	Cap Exp	43,500		16,250	Consolidate projects.
6541869	Intranet Upgrade	Cap Exp	50,000		(50,000)	Recommend to cancel this project as it will not occur this financial year due to pending merger proposal.
1130670	Fit For The Future	From Res			(8,300)	To cover costs associated with merger proposal.
2430716	Long Term Financial Plan LG Solution Model	From Res	(16,250)		16,250	Consolidate projects.
2440811	LG Solution Software -Templates and Models	From Res	(43,500)		(16,250)	Consolidate Projects.
1211109	Finance Controlled Items	To Res			1,000,000	Transfer salaries and wages saving (due to vacant positions) to Investment Property Reserve.
1211142	Investment Income	To Res	1,740,000		250,000	Additional investment income received due to additional Section 94 income VPA contribution received.
<b>Total Internal Corporate Services program</b>					<b>(359,215)</b>	

### Governance and Civic program

1811001	Governance Administration	Op Exp	303,690	218,751	(11,000)	Salaries and Wages saving due to vacant positions.
1811063	Governance Contributions	Op Exp	116,020	195,445	133,980	Increase in RALC Pensioner entry.
1911039	Council Meeting Support	Op Exp	167,000	96,446	(17,400)	Salaries and Wages saving due to vacant positions.

## Appendix B – 2016/17 Quarterly Changes Report

			<i>Approved Budget 2016/2017</i>	<i>Actual 2016/2017</i>	<i>Proposed Changes 2016/2017</i>	<i>Comments</i>
1830498	Election 2017	NCP Exp	500,000		(500,000)	No Election this financial year.
1830498	Election 2017	From Res	(500,000)		500,000	No Election this financial year.
<b>Total Governance and Civic program</b>					<b>105,580</b>	

### Land Use Planning program

4111001	Strategic Planning Administration	Op Exp	982,860	756,733	(34,500)	Salaries and Wages saving due to vacant positions.
4111125	Heritage - Policy	Op Exp	25,580	0	(17,000)	Salaries and Wages saving due to vacant positions.
4111520	Urban Design OPEX	Op Exp	66,480		(23,500)	Salaries and Wages saving due to vacant positions.
4111221	Section 94 Capital Income-Roads	Cap Inc	(411,350)	(1,348,369)	(639,605)	Income received to date.
4111221	Section 94 Capital Income-Roads	Cap Inc	(1,030,366)	(2,420,419)	(1,357,768)	Income received to date.
4111221	Section 94 Capital Income-Roads	Cap Inc	(161,326)	(361,961)	(193,187)	Income received to date.
4111221	Section 94 Capital Income-Roads	Cap Inc	(3,922,526)	(9,309,060)	(5,280,570)	Income received to date.
4111221	Section 94 Capital Income-Roads	Cap Inc	(20,286)	(47,923)	(27,040)	Income received to date.
4111221	Section 94 Capital Income-Roads	To Res	1,030,366		1,357,768	Transfer Section 94 contribution to Reserve.
4111221	Section 94 Capital Income-Roads	To Res	3,922,526		5,280,570	Transfer Section 94 contribution to Reserve.

## Appendix B – 2016/17 Quarterly Changes Report

			<i>Approved Budget 2016/2017</i>	<i>Actual 2016/2017</i>	<i>Proposed Changes 2016/2017</i>	<i>Comments</i>
4111221	Section 94 Capital Income-Roads	To Res	411,350		639,605	Transfer Section 94 contribution to Reserve.
4111221	Section 94 Capital Income-Roads	To Res	161,326		193,187	Transfer Section 94 contribution to Reserve.
4111221	Section 94 Capital Income-Roads	To Res	20,286		27,040	Transfer Section 94 contribution to Reserve.
<b>Total Land Use Planning program</b>					<b>(75,000)</b>	

### Regulatory program

2811081	Development Assessments	Op Inc	(1,845,040)	(1,840,425)	(200,000)	Increase budget to reflect actual income received.
2811236	Subdivisions	Op Inc	(23,580)	(72,765)	(60,000)	Increase budget to reflect actual income received.
2811236	Subdivisions	Op Inc	(5,870)	(29,850)	(20,000)	Increase budget to reflect actual income received.
3011134	Information Services	Op Inc	(47,260)	(63,612)	(15,000)	Increase budget to reflect actual income received.
3511001	Building & Land Use Enforcement Administration	Op Inc	(753,140)	(991,347)	(150,000)	Better than predicted construction monitoring income.
3511001	Building & Land Use Enforcement Administration	Op Inc	(100,580)	(144,083)	(50,000)	Better than predicted hoarding construction income.
4211191	Prelodgement	Op Inc	(23,580)	(46,596)	(15,000)	Increase the budget to reflect the income received.
4211250	Urban Design Review Panel	Op Inc	(11,840)	(59,314)	(50,000)	Increase the budget to reflect the income received.
3511001	Building & Land Use Enforcement Administration	Op Exp	170,560	183,298	60,000	Increase budget for new Compliance Officer positions recruited from September 2016 and funded from additional income.

## Appendix B – 2016/17 Quarterly Changes Report

			<i>Approved Budget 2016/2017</i>	<i>Actual 2016/2017</i>	<i>Proposed Changes 2016/2017</i>	<i>Comments</i>
3911156	Macquarie Park Parking Scheme	Op Exp	169,150	120,738	137,810	Transfer from Parking Control.
3911181	Parking Control	Op Exp	137,810		(137,810)	Transfer to Macquarie Park Parking Scheme.
4011555	Illegal Dumping Administration	Op Exp	130,240	81,012	(10,000)	Salaries and Wages saving due to vacant positions.
<b>Total Regulatory program</b>					<b>(510,000)</b>	

### Catchment program

5141853	Gladesville Litter Reduction	Cap Exp	201,786		(39,300)	Funded from Better Waste & Recycling Fund. Total amount of fund \$259,300 was deposited against the Gladesville Catchment Litter Collection & Prevention Program, which should have only had \$220,000. \$39,300 will be transferred to Illegal Dumping Surveillance & Reduction.
50008	Stormwater Asset Replacement Renewal	Cap Exp	1,476,836	878,865	(110,000)	Transfer from Stormwater Asset Replacement Renewal to Stormwater Improvement Works Renewal for additional condition based repairs Eastwood Culvert.
50008	Stormwater Asset Replacement Renewal	From Res	(1,469,526)		110,000	Transfer from Stormwater Asset Replacement Renewal to Stormwater Improvement Works Renewal for additional condition based repairs Eastwood Culvert.
5141853	Gladesville Litter Reduction	From Res	(201,786)		39,300	Funded from Better Waste & Recycling Fund. Total amount of fund \$259,300 was deposited against the Gladesville Catchment Litter Collection & Prevention Program, which should have only had \$220,000. \$39,300 will be transferred to Illegal Dumping Surveillance & Reduction.

## Appendix B – 2016/17 Quarterly Changes Report

			<i>Approved Budget 2016/2017</i>	<i>Actual 2016/2017</i>	<i>Proposed Changes 2016/2017</i>	<i>Comments</i>
50022	Stormwater Improvement Works Renewal	Cap Exp	1,487,571	821,512	110,000	Transfer from Stormwater Asset Replacement Renewal to Stormwater Improvement Works Renewal for additional condition based repairs Eastwood Culvert.
50022	Stormwater Improvement Works Renewal	From Res	(1,426,778)		(110,000)	Transfer from Stormwater Asset Replacement Renewal to Stormwater Improvement Works Renewal for additional condition based repairs Eastwood Culvert.
<b>Total Catchment program</b>						

### Traffic & Transport program

3130238	Shop Ryder Community Bus Service	NCP Inc		(81,880)	(90,000)	Additional contribution received from Frasers.
3130238	Shop Ryder Community Bus Service	NCP Exp	110,000		90,000	Additional funding required and offset by additional contribution received.
4930729	Devlin Street Traffic Study	NCP Exp			36,000	Council resolved on 26 April 2017 to allocate funding to undertake a traffic survey analysis of vehicles turning right from Devlin Street to Blaxland Rd and Parkes Street.
4940004	Traffic Calming Devices	Cap Inc	(583,523)		(50,000)	Grant for traffic study at Railway Pde, Meadowbank Station as part of the Meadowbank Precinct project.
4942671	Pedestrian Infrastructure Safety Around Schools Program	Cap Inc			(100,000)	RMS Funding for Traffic & Transport program 16/17 Council meeting 1/17 held on 28/2/17 - School raised crossing at Winbourne & Badajoz.
4940004	Traffic Calming Devices	Cap Exp	1,120,787		100,000	\$100,000 increase to match \$50,000 funding from RMS for the Traffic Study at Meadowbank Station.
4942671	Pedestrian Infrastructure Safety Around Schools Program	Cap Exp			100,000	RMS Funding for Traffic & Transport program 16/17 Council meeting 1/17 held on 28/2/17 - School raised crossing at Winbourne & Badajoz.



## Appendix B – 2016/17 Quarterly Changes Report

			<i>Approved Budget 2016/2017</i>	<i>Actual 2016/2017</i>	<i>Proposed Changes 2016/2017</i>	<i>Comments</i>
4940004	Traffic Calming Devices	From Res	(533,944)		(50,000)	50% funding to match RMS Grant for the Traffic Study at Meadowbank Station.
<b>Total Traffic &amp; Transport program</b>					<b>36,000</b>	

### Waste and Recycling program

5810408	DWM Landfill OPEX	Op Exp	242,710	230,270	59,390	Transfer salary expenditure from Operations to Porters Creek to align with the new organisation structure
6010409	Construction Recycling OPEX	Op Exp		12,122	145,468	Transfer salary expenditure from Operations to Porters Creek to align with the new organisation structure
6130726	Illegal Dumping Surveillance & Reduction	NCP Exp			39,300	Funded from Better Waste & Recycling Fund. Total amount of fund \$259,300 was deposited against the Gladesville Catchment Litter Collection & Prevention Program, which should have only had \$220,000. \$39,300 should go to this new project.
5840033	Porters Creek Precinct	Cap Exp	300,000		(50,000)	Reduced the scope of project and awaiting response from external work parties.
5810408	DWM Landfill OPEX	From Res	(374,690)		(59,390)	Transfer salary expenditure from Operations to Porters Creek to align with the new organisation structure.
5840033	Porters Creek Precinct	From Res	(300,000)		50,000	Reduced the scope of project and awaiting response from external work parties.
6130726	Illegal Dumping Surveillance & Reduction	From Res			(39,300)	Funded from Better Waste & Recycling Fund. Total amount of fund \$259,300 was deposited against the Gladesville Catchment Litter Collection & Prevention Program, which should have only had \$220,000. \$39,300 should go to this new project.
<b>Total Waste and Recycling program</b>					<b>145,468</b>	

## Appendix B – 2016/17 Quarterly Changes Report

			<i>Approved Budget 2016/2017</i>	<i>Actual 2016/2017</i>	<i>Proposed Changes 2016/2017</i>	<i>Comments</i>
<b>Property Portfolio program</b>						
54019	Maint - Commercial Buildings	Op Exp	542,010	140,226	(100,000)	Transferring from Maint -Commercial Buildings to Maint-Passive Parks Streetscapes to avoid backlog and continue with programmed works.
5540810	Civic Centre- Essential Renewal	Cap Exp	11,763		150,000	Council resolved on 26 April 2017 that \$150k would be allocated as a contingency amount for essential maintenance works for the Civic Hall.
5641785	33-35 Blaxland Road	Cap Exp	150,000		(50,000)	Reduced the scope of project and awaiting response from external work parties.
5641785	33-35 Blaxland Road	Cap Exp	(150,000)		50,000	Reduced the scope of project and awaiting response from external work parties.
5641785	33-35 Blaxland Road	Cap Exp	300,000		(100,000)	Reduced the scope of project and awaiting response from external work parties.
5642665	Purchase of Porters Reserve	Cap Exp		205,841	205,841	The sale of Porters Creek Reserve (Barton Reserve-R61079), however, is to be undertaken through compulsory acquisition process- (Lot 16 DP841065) adjoining Council's Porters Creek Waste Transfer Facility at Macquarie Park from the Department of Primary industries -Lands (15/12/2015 - Council Meeting No 21/15).
5540810	Civic Centre- Essential Renewal	From Res	(11,763)		(150,000)	Council resolved on 26 April 2017 that \$150k would be allocated as a contingency amount for essential maintenance works for the Civic Hall.
5641785	33-35 Blaxland Road	From Res	(150,000)		50,000	Reduced the scope of project and awaiting response from external work parties.
5642665	Purchase of Porters Reserve	From Res			(205,841)	The sale of Porters Creek Reserve (Barton Reserve-R61079), however, is to be undertaken through compulsory acquisition process- (Lot 16 DP841065) adjoining Council's Porters Creek Waste Transfer Facility at Macquarie Park from the Department of

## Appendix B – 2016/17 Quarterly Changes Report

		<i>Approved Budget 2016/2017</i>	<i>Actual 2016/2017</i>	<i>Proposed Changes 2016/2017</i>	<i>Comments</i>
					Primary industries -Lands (15/12/2015 - Council Meeting No 21/15).
<b>Total Property Portfolio program</b>				<b>(150,000)</b>	

### Roads program

4710227	Restoration Management OPEX	Op Inc	(271,700)	(73,894)	100,000	Decrease in work for Council to undertake due to (a) Significant amount of utility work is being done as contestable for developers and not finalising until the development public domain works are done (b) allowing residents to do own laybacks (c) Asugrid electing to do own work for Wentworth Pt project.
4710227	Restoration Management OPEX	Op Inc	(1,179,820)	(476,232)	350,000	Decrease in work for Council to undertake due to (a) Significant amount of utility work is being done as contestable for developers and not finalising until the development public domain works are done (b) allowing residents to do own laybacks (c) Asugrid electing to do own work for Wentworth Pt project
4710227	Restoration Management OPEX	Op Exp	250,000		(250,000)	Decrease in work for Council to undertake due to (a) Significant amount of utility work is being done as contestable for developers and not finalising until the development public domain works are done (b) allowing residents to do own laybacks (c) Asugrid electing to do own work for Wentworth Pt project.
4710227	Restoration Management OPEX	Op Exp	345,460	48,755	(200,000)	Decrease in work for Council to undertake due to (a) Significant amount of utility work is being done as contestable for developers and not finalising until the development public domain works are done (b) allowing residents to do own laybacks (c) Asugrid electing to do own work for Wentworth Pt project.

## Appendix B – 2016/17 Quarterly Changes Report

			<i>Approved Budget 2016/2017</i>	<i>Actual 2016/2017</i>	<i>Proposed Changes 2016/2017</i>	<i>Comments</i>
<b>Total Roads program</b>						
<b>Paths and Cycleways program</b>						
53003	Oper - Footpaths & Nature Strips	Op Exp	783,330	560,434	113,530	Combined the Oper-Road Nature Strips to Oper-Footpaths & Nature Strips.
53112	Oper - Road Nature Strips	Op Exp	113,530		(113,530)	Combined the Oper-Road Nature Strips to Oper-Footpaths & Nature Strips.
54003	Maint - Footpaths & Nature Strips	Op Exp	1,399,610	595,405	(60,490)	Transfer salary expenditure to Porters Creek cost centres to align with the new organisation structure.
<b>Total Paths and Cycleways program</b>					<b>(60,490)</b>	
<b>GRAND TOTAL</b>					<b>(416,208)</b>	

## Appendix C – Consolidated Income and Expenditure Estimates 2016/17

<b>PROJECTED OPERATING RESULT</b>	<b>Original Budget 2016/2017 \$'000</b>	<b>C/Over Budget 2016/2017 \$'000</b>	<b>TOTAL Original Budget 2016/2017 \$'000</b>	<b>Sep Changes 2016/2017 \$'000</b>	<b>Dec Changes 2016/2017 \$'000</b>	<b>Mar Changes 2016/2017 \$'000</b>	<b>Jun Carryovers 2016/2017 \$'000</b>	<b>Jun Changes 2016/2017 \$'000</b>	<b>PROPOSED Budget 2016/2017 \$'000</b>	<b>ACTUAL YTD 2016/2017 \$'000</b>
<b>OPERATING REVENUE</b>										
Rates & Annual Charges	76,133		76,133	850	245				77,228	77,516
User Charges & Fees	13,774		13,774	2,123	378	60			16,335	13,943
Interest	4,093		4,093		782	300			5,176	4,284
Other Operating Revenue	8,468		8,468	632	(148)	50			9,002	7,269
Operating Grants & Contributions	6,997	137	7,134	186	32	40			7,392	5,475
<b>TOTAL OPERATING REVENUE</b>	<b>109,465</b>	<b>137</b>	<b>109,602</b>	<b>3,792</b>	<b>1,290</b>	<b>450</b>			<b>115,134</b>	<b>108,488</b>
<b>OPERATING EXPENSES</b>										
Employee Costs	45,558	972	46,530	31	(687)	(1,085)			44,790	33,943
Materials & Contracts	30,998	967	31,965	330	(1,648)	(575)			30,072	21,098
Borrowing Costs	172		172						172	107
Other Operating Expenses	20,935	229	21,164	(1,022)	40	(21)			20,160	14,835
<b>TOTAL OPERATING EXPENSES</b>	<b>97,663</b>	<b>2,168</b>	<b>99,831</b>	<b>(662)</b>	<b>(2,294)</b>	<b>(1,681)</b>			<b>95,194</b>	<b>69,983</b>
<b>Operating Result Before Capital Amounts</b>	<b>11,802</b>	<b>(2,031)</b>	<b>9,771</b>	<b>4,454</b>	<b>3,584</b>	<b>2,131</b>			<b>19,939</b>	<b>38,505</b>
Capital Grants & Contributions	6,058	1,228	7,286	7,577	2,594	7,776			25,232	22,736
In-kind Contributions										
Net Gain / (Loss) on Disposal of Assets										366
<b>Total Capital Income</b>	<b>6,058</b>	<b>1,228</b>	<b>7,286</b>	<b>7,577</b>	<b>2,594</b>	<b>7,776</b>			<b>25,232</b>	<b>23,101</b>
<b>Operating Result Before Depreciation</b>	<b>17,860</b>	<b>(804)</b>	<b>17,057</b>	<b>12,030</b>	<b>6,178</b>	<b>9,907</b>			<b>45,172</b>	<b>61,607</b>
Depreciation & Impairment	15,897		15,897						15,897	1,329
<b>Operating Result</b>	<b>1,963</b>	<b>(804)</b>	<b>1,160</b>	<b>12,030</b>	<b>6,178</b>	<b>9,907</b>			<b>29,275</b>	<b>60,278</b>

## Appendix C – Consolidated Income and Expenditure Estimates 2016/17

<b>PROJECTED FUNDING</b>	<b>Original Budget</b>	<b>C/Over Budget</b>	<b>TOTAL Original Budget</b>	<b>Sep Changes</b>	<b>Dec Changes</b>	<b>Mar Changes</b>	<b>Jun Carryovers</b>	<b>Jun Changes</b>	<b>PROPOSED Budget</b>	<b>ACTUAL YTD</b>
<b>OPERATING RESULT</b>	1,963	(804)	1,160	12,030	6,178	9,907			29,275	60,278
Funding										
ADD (Non-Cash) - Depreciation	15,897		15,897						15,897	1,329
ADD (Non-Cash) - ELE Accruals										
ADD (Non-Cash) - Interest on Security Deposits - Accruals										
ADD Book Value of Assets Disposed	900		900						900	611
<b>Cash Available to Fund Capital Expenditure</b>	<b>18,760</b>	<b>(804)</b>	<b>17,957</b>	<b>12,030</b>	<b>6,178</b>	<b>9,907</b>			<b>46,072</b>	<b>62,218</b>
<b>CAPITAL EXPENDITURE</b>										
City Planning and Development	2,740	8,576	11,316	392	(264)	233			11,677	2,583
City Works and Infrastructure	33,853	6,612	40,465	7,187	(4,066)	532			44,117	29,356
Customer and Community Services	970	147	1,116	100		(50)			1,166	528
Corporate and Organisational Support Services	872	609	1,481	(16)	(558)	166			1,073	209
<b>TOTAL CAPITAL EXPENDITURE</b>	<b>38,435</b>	<b>15,944</b>	<b>54,379</b>	<b>7,662</b>	<b>(4,888)</b>	<b>881</b>			<b>58,034</b>	<b>32,676</b>
<b>Cash Flow to Fund</b>	<b>(19,675)</b>	<b>(16,748)</b>	<b>(36,422)</b>	<b>4,368</b>	<b>11,065</b>	<b>9,026</b>			<b>(11,962)</b>	<b>29,542</b>
<b>Financed by:</b>										
Opening Working Capital	3,286	1,231	4,517						4,517	4,517
<b>Borrowings</b>										
New Borrowings	350		350		(150)	(50)			150	
Less: Loan Repayments	(887)		(887)						(887)	(832)
Net Loan Funds (Payments/Receipts)	(537)		(537)		(150)	(50)			(737)	(832)
<b>Reserves</b>	<b>19,926</b>	<b>16,748</b>	<b>36,674</b>	<b>(4,523)</b>	<b>(10,543)</b>	<b>(8,610)</b>			<b>12,998</b>	<b>1,209</b>
<b>Closing Working Capital</b>	<b>3,001</b>	<b>1,231</b>	<b>4,232</b>	<b>(155)</b>	<b>373</b>	<b>366</b>			<b>4,816</b>	<b>34,437</b>
<b>Net change in Working Capital</b>	<b>285</b>	<b>(0)</b>	<b>285</b>	<b>155</b>	<b>(373)</b>	<b>(366)</b>			<b>(299)</b>	<b>(29,920)</b>