

RYDE RESILIENCE PLAN 2030

COUNCIL AND COMMUNITY WORKING TOGETHER
TO ADAPT, SURVIVE AND THRIVE



Source: NSW SES Ryde Unit

CALL TO ACTION HAVE YOUR SAY ON THE DRAFT PLAN

The City of Ryde is pleased to announce that a draft of the first comprehensive action plan for resilience at a local government level is now on public exhibition for public comment.

The Ryde Resilience Plan 2030 for actions over a 10-year period aims to support all members of the local community and organisations to withstand and recover as quickly as possible from shocks and chronic stresses.

JOC Consulting is collecting community feedback on behalf of the City of Ryde to inform the final Ryde Resilience Plan 2030. We would like to hear from you about your priorities for how we can work together to become more adaptable and be better prepared for responding to local and global events that strongly impact our way of life.

Our response to challenging times

The City of Ryde recognises the interconnected nature of the current COVID-19 health crisis which has followed drought, the prolonged bushfire emergencies, hazardous smoke pollution over extended periods and severe storms.

The Plan, presented in two volumes, listened to what the community last year told Council in relation to current and future issues impacting resilience in our city. Once implemented it will support local initiatives, programs and activities to foster resilience for residents, workers and visitors across the city, as well as leading to improve Council's own operations.

What is Resilience?

Resilience is the ability to withstand and recover quickly from difficulties. It means collectively strengthening our ability and capacity to survive, adapt and thrive from major threats, known as stresses and shocks.



Chronic Stresses are threats that have a cumulative effect, such as housing affordability, global or national economic downturn, transport congestion, access to food, social isolation, lack of connectedness, mental health, and climate change.



Major Shocks include sudden emergency situations such as heatwaves, bushfires, damaging storms and floods, infrastructure failures, disease pandemics and cyber-attacks. Often these shocks can have a chain or cascading effect, or more than one can occur together, to become compound events with even more serious consequences for communities.

RYDE RESILIENCE PLAN 2030

COUNCIL AND COMMUNITY WORKING TOGETHER TO ADAPT, SURVIVE AND THRIVE

Volume 1 tells a shared story of resilience. It sets out a vision, uses evidence and data to identify pressures, issues, challenges and opportunities for resilience in our city. There are nine key response areas of most importance defined to guide actions towards building and strengthening preparedness so our community is able to adapt, survive and thrive in the most challenging times.

Key response areas

-  ENERGY SECURITY
-  WATER SECURITY
-  RESOURCE EFFICIENCY
-  CLIMATE CHANGE, EXTREME WEATHER EVENTS AND NATURAL HAZARDS
-  BIODIVERSITY AND NATURAL SYSTEMS
-  TRANSPORT AND CONNECTING OUR COMMUNITY
-  HEALTH AND WELLBEING
-  EMERGENCY PREPAREDNESS, RESPONSES AND RECOVERY
-  GOVERNANCE WITH DIRECTION, COLLECTIVE LEADERSHIP AND COLLABORATION

Volume 2 provides an implementation plan of actions for how we can 'make it happen' across the key response areas and considering the five main pillars of resilience, which are:




-  SUPPORT EACH OTHER
-  ADAPT TO CLIMATE CHANGE
-  CONNECT FOR STRENGTH
-  GET READY
-  PREPARE OUR CITY


The Plan outlines the roles that individuals, households, neighbourhoods, businesses, schools or organisations can play in increasing and building resilience as a connected and more cohesive community. This acknowledges a vital need to engage with and involve the more vulnerable or often harder to reach sections of the community.

The Plan includes monitoring and evaluation to track, measure and publicly report on its progress covering actions and overall state of resilience across the community and Council operations.

How do I give my feedback to help shape our future resilience?

The Draft Ryde Resilience Plan 2030 is available to be viewed at www.ryde.nsw.gov.au/haveyoursay/ResiliencePlan and we welcome the community to have their say in a number of ways, including:

-  Complete the online survey at www.ryde.nsw.gov.au/haveyoursay/ResiliencePlan
-  Email cityofryde@ryde.nsw.gov.au
-  Post to **General Manager, Locked Bag 2069, North Ryde NSW 1670**

 Drop off: **Ryde Library After Hours Chute, 1 Pope Street, Ryde (corner Pope and Devlin Streets, within Top Ryde City Shopping Centre)**

Written submissions must be clearly marked as 'Draft Ryde Resilience Plan 2030' and will be received up until **Wednesday 3 June 2020**.

For more information

More details about local resilience in Ryde are available by going to: www.ryde.nsw.gov.au/ResilientRyde OR call **Customer Service on (02) 9952 8222**.