



# City of Ryde

Quarterly Review Report  
Management Plan  
2010–2014

**Quarter Three**  
**January–March 2011**

## Contents

General Manager's Overview	3
Financial Management	4
Corporate Performance	6
People Operational Indicators	8
People Financial	10
Assets Operational Indicators	12
Assets Financial	14
Environment Operational Indicators	16
Environment Financial	18
Governance Operational Indicators	20
Governance Financial	22

## Appendix

A	Capital projects quarterly status reports	26
B	Non-Capital projects quarterly status reports	41
C	Base Budget quarterly status reports	51
D	Reserve Listing report	56
E	2010/2011 Quarterly Changes report	59
F	Consolidated Income and Expenditure Estimates 2010/11	79

## General Manager's Overview



This third quarterly report for the 2010/11 year provides an update on Council's budget review and performance for January to March 2011. A summary of progress on our program of activities outlined in the Management Plan 2010–2014 is followed by detailed appendices outlining expenditure and progress on each project.

Progress continues on the delivery of the 69 projects planned to run over the 2010/2011 year. As at the end of quarter three, 96% of projects outlined in the Management Plan 2010-2014 have begun, 19% are now completed. A further 72% of our projects are likely to be completed by the end of this financial year. Our estimated project delivery for the end of year will be 91% against our target of 95%.

Through this review, it has been determined that 5 planned projects are to be deferred until 2011/12. These projects are:

- A review of the Catchment Management Plan
- A review of Service Level agreements for our Catchment and Parks Assets programs

- The development of the City of Ryde's Workforce Plan
- The implementation of the Enterprise Risk Management Plan
- The development of our Community Facilities plan

A full listing of all projects to be carried over to 2011/12 will be provided with the quarter 4 report.

The net result for this quarterly review is that our working capital has increased to \$3.40 million from \$3.14 million last quarter giving an improved position of \$260,000. This result follows some major changes to our operating and capital budget which is detailed in this review.

Of note is a major reduction in the value of contributed assets (that is the delivery of capital assets from developer agreements) down from \$43.35 million to \$23.01 million. This includes both the delivery of Michael Lardelli Park and the West Ryde Community facility, both of which will be delivered next year. Our capital works budget has been impacted by the non-delivery of contributed assets. Once these have been removed from our overall capital works expenditure is projected to increase from \$33.23 million to \$ 33.58 million. Our capital works program therefore has reduced for the year from \$76.58 million to \$53.57 million.

Our net reserve position is projected to be \$0.45 million better than originally planned with transfers from reserves dropping from \$11.39 million to \$10.94 million. Council's base budget is projected to increase its surplus by \$1.07 million, and our Non-Capital project expenditure is approximately on target for the year with an improved position of \$0.01 million.

In relation to performance indicators, our Customer Service result has been maintained at a high of 89% over the year, reflecting our commitment in this area. Management of our project milestones however, dropped slightly below target. This is largely due to the influence of extreme weather. The January heatwave led to the meltdown of the old air-conditioning system in the ageing Civic Centre building, resulting in system shutdowns and 4 days of lost productivity. Heavy rains later in the quarter resulted in delays to some construction projects.

Our Assessment team has generated improvements in our processing times for building, occupation and construction certificates over the year, on average these certificates are processed 4 days faster than the same time last year. The completion of the Assessment team Best Value Review is expected to create further improvements across a number of processes in this area.

We have seen a 2% decline in the number of visits to the Ryde Aquatic Leisure Centre over the past year and are investigating opportunities to reinvigorate the centre and lift attendance over the coming year.

After a fairly quiet quarter 3 we are looking forward to the completion of a number of significant projects in quarter 4, especially the launch of the new Ryde Library and the opening of our Ryde Planning and Business Centre.

A handwritten signature in black ink, appearing to read 'John Neish'.

John Neish  
General Manager

# Financial Management

## Overview

Following the third quarter budget review, Council's financial position, year to date (YTD), is within 13.67% favourable of the base budget expenditure.

Operating Income (Base Budget and Non-Capital & Capital Income) is projected to decrease by \$22.25 million (16.58%) and Operating Expenses are projected to increase by \$0.05 million (0.07%), a net decrease in Operating Surplus of \$22.30 million. This is a reasonable result given that the bulk of the changes relate to the removal of contributed assets that will not be received before 30th June 2011.

Available Working Capital is projected to increase by \$0.26 million to approximately \$3.40 million.

Council had budgeted to undertake \$76.58 million of capital works, including contributed assets of \$43.35 million. This is projected to decrease by \$23.01 million, the bulk of which is the removal of contributed assets. This will reduce the total capital works budget to \$53.57 million.

## Base Budget

Base Budget Income is projected to increase by \$1.19 million to \$82.49 million, while Base Budget Expenses are projected to increase by \$0.12 million to \$68.03 million, giving a net projected increase in the Base Budget Surplus of \$1.07 million (7.98%).

## Non-Capital Budget

Non-Capital Income is projected to decrease by \$0.07 million to \$0.33 million, while Non-Capital Expenses are projected to decrease by \$0.07 million to \$2.02 million, giving a net projected decrease in Non-Capital Deficit of \$0.01 million (0.24%).

## Capital Budget

Capital Income is projected to decrease by \$23.37 million to \$29.10 million, while Capital Expenses are projected to decrease by \$23.01 million to \$53.57 million, giving a net projected increase Capital Deficit of \$0.36 million (1.48%).

## Reserve Movements

The net movement of Reserves was budgeted to be a net transfer from reserves of \$11.39 million for works carried over plus funding other works. This is projected to have a net decrease of \$0.45 million from reserves to a total of \$10.94 million from reserves.

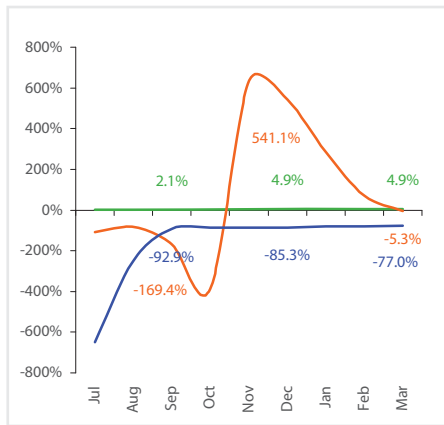


Figure 1: Income % variance to budget trend YTD

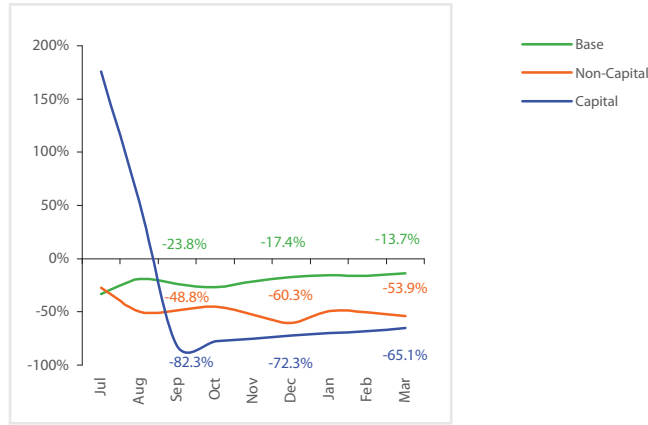


Figure 2: Expenditure % variance to budget trend YTD

Table 1: Summary of overall budget results

	Original Budget 2010/2011	Previously Approved Changes	Revised Budget 2010/2011	Proposed Changes 2010/2011	Projected Budget 2010/2011	Actual YTD 2010/2011	Budget YTD 2010/2011	Variance
<b>Base</b>								
Income	-80,741	-561	-81,302	-1,185	-82,487	-78,121	-74,465	-3,656
Expenditure	67,387	531	67,918	117	68,034	43,382	50,251	-6,869
Net	-13,354	-31	-13,384	-1,069	-14,453	-34,739	-24,214	-10,525
<b>Non-Capital</b>								
Income	-518	121	-397	66	-332	-223	-235	12
Expenditure	2,044	47	2,091	-70	2,021	609	1,322	-713
Net	1,526	168	1,694	-4	1,690	386	1,087	-700
<b>Capital</b>								
Income	-50,201	-2,267	-52,468	23,368	-29,100	-4,871	-21,162	16,290
Expenditure	72,277	4,306	76,583	-23,011	53,572	14,605	41,791	-27,186
Net	22,075	2,039	24,115	357	24,472	9,733	20,629	-10,895
Reserve Movement	-9,630	-1,767	-11,397	456	-10,942	-	-9,471	9,471
<b>Total</b>	<b>998</b>	<b>410</b>	<b>1,408</b>	<b>-260</b>	<b>1,148</b>	<b>-24,300</b>	<b>-11,684</b>	<b>-12,616</b>



# Corporate Performance

The corporate performance measures identified in the Management Plan 2010–2014 provide a snapshot of our approach to customer service, project management, regulatory compliance and financial management. This report provides year-to-date progress on those measures with a quarterly result. The annual measures will be reported on in the Quarter 4 report.

**We are continuing our progress towards building a customer service focus across the organisation.**

Our customer request measure continues to sit just below target at 89%. This is a positive result as there was a 6% increase in the number of customer requests received in quarter 3 compared to the prior quarter. This result is also an improvement on prior years and it is expected that we will reach our 90% target next quarter.

However, our result for timely response to inward correspondence has fallen again this quarter and now sits at 81%. Training in the Records Management

system is continuing, with a focus on managing correspondence actions over holiday periods. Changes to our reporting systems have improved visibility of correspondence actions pending and managers are working closely with staff to improve this result by the end of the year.

Over 90 recommendations for improvement or action have been identified through our internal audit program. The majority of recommendations have been implemented within the agreed timeframe; however three items are outstanding at the end of quarter 3. As a result, this measure is now just below the target at 97%. These items have been reviewed and will be completed early in quarter 4.

There were no known breaches to Council’s policy or statutory requirements since quarter 1. This positive result is a reflection of training provided to staff in the Code of Conduct, a rigorous audit program and the implementation of our updated policies. We also plan to introduce legislative compliance management

software in 2011/12 to ensure our continued compliance with all statutory requirements is closely monitored.

Our performance in delivering on our outcome areas is being measured by our ability to meet our project milestones. The table below (Table 2) gives a snapshot of our overall project progress to date. Of the projects in the Management Plan, 66 (96%) have begun, with 61% of these tracking according to plan. We have completed 13 (19%) of our projects, two of these in quarter three. Of the projects underway 13 (19%) are running behind schedule. This is not an unusual result for quarter 3 and Project Managers are developing action plans to either bring these projects back on track this year or carry them over to next year. The projects to be carried over will be advised in the Quarter 4 report.

Please refer to the following pages for more detailed information on the progress of our projects.

Table 2: Summary of project performance

	Total Projects	Projects Started	Project Status (of those started)
People	14	14	2 Complete, 7 On Track, 5 Off Track
Assets	16	16	3 Complete, 10 On Track, 3 Off Track
Environment	14	13	1 Complete, 10 On Track, 2 Off Track
Governance	25	23	7 Complete, 13 On Track, 3 Off Track
<b>Total</b>	<b>69</b>	<b>66</b>	<b>13 Complete, 41 On Track, 12 Off Track</b>

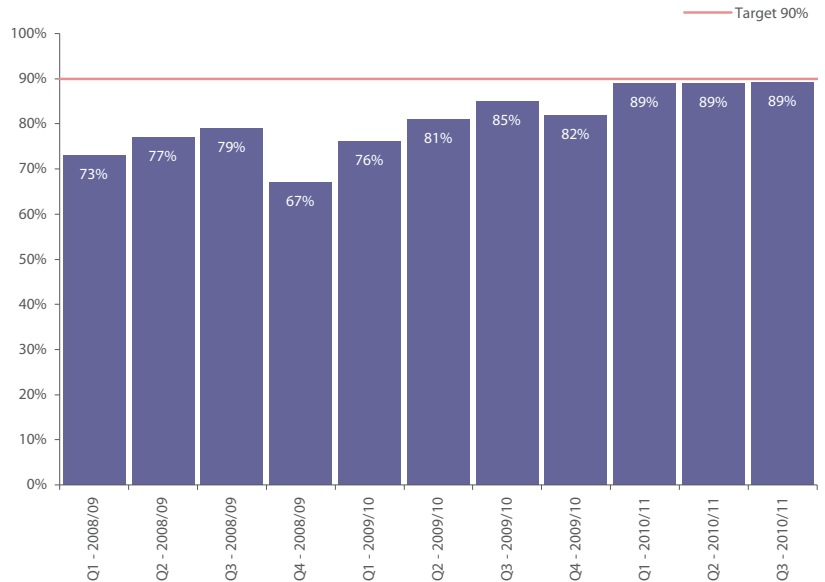


Figure 3: Quarterly trend of Customer Requests performance results

Table 3: Corporate performance measures

Legend: 🔄 On Track ✘ Off Track

Measure	Annual Target	YTD Progress	YTD Status	Comments
% of project milestones completed within planned timeframes	90%	88%	✘	
% of agreed internal audit recommendations are implemented	100%	97%	🔄	Three recommendations are pending implementation at the end of Quarter 3 however action plans are in place to ensure these will be closed by the end of the year. Quarterly performance is on track to meet annual target.
% of all Customer Requests are acknowledged within ten working days and actioned in line with service level agreements	90%	89%	🔄	This result remains just below target again this quarter. Work continues on improving our prompt response to customer requests and this is expected to deliver further improvements by the end of the year. Quarterly performance is on track to meet annual target.
% change in net result between original budget and end of year result	+ or - 2%	2366.7%	✘	The variance to original budget is the result of the non receipt of contributed assets. Refer to the Financial Management pages for more detailed explanations of this variance.
% of inward correspondence actions responded to within ten working days of receipt	90%	81%	✘	Training for all staff is continuing with enhanced reporting functions developed to assist teams manage correspondence actions.
Number of known breaches of statutory/council policy requirements	0	2	✘	The two ICAC referrals in Quarter 1 have been resolved. There were no further breaches reported in Quarter 3.

# People

The City of Ryde is committed to maintaining a socially sustainable City through community participation in our products and services.

There are 10 program areas focused on delivering this outcome area, with 14 projects scheduled in the Management Plan this year.

As the table below indicates, seven of our 14 projects are tracking to plan however five projects are behind schedule. These include the development of our Community Facilities Plan; a review of current Tree Management processes and procedures; the 'Best Value review' of our sporting policies and procedures; the development of the business model for Brush Farm House and



the development of our corporate branding strategy.

We had planned to conduct a review of our Community Facilities to identify specific types of facilities for specific locations, this plan was expected to be prepared in this year, however it has been placed on hold until 2011/12 to allow for a more comprehensive project to be undertaken.

The City of Ryde has begun undertaking a review of our Cultural Facilities. This review will inform the development of our Cultural Facilities Plan. The Cultural Facilities Plan project will also include consideration of Brush Farm House as a result our project to develop a business model for Brush Farm House is on hold pending the

completion of the Cultural Facilities plan. This plan is scheduled for completion in quarter 4.

Work on the corporate branding strategy is continuing. A draft corporate style guide for communications has been developed and will be coupled with a style guide for look and feel of all our communications. This is currently in development and will incorporate the new vision and mission for Council launched in the Ryde 2021 Community Strategic Plan. This will be available in quarter 4 ready for implementation across council reports, forms and documents in 2011/12.

## Coming up

Work on the fit out of the new Ryde Library has begun and library staff are continuing their preparation for the move. The library collection is being packed up and will be moved across the street early in quarter four. The new library will open its doors to the public in April.

Work is also being completed on the Ryde Community and Sports Centre, located at ELS Hall Park. The new sporting complex is due to open in the fourth quarter.

Refer to the People Deliverable Status reports in Appendix A and B for more information on the projects underway in this area.

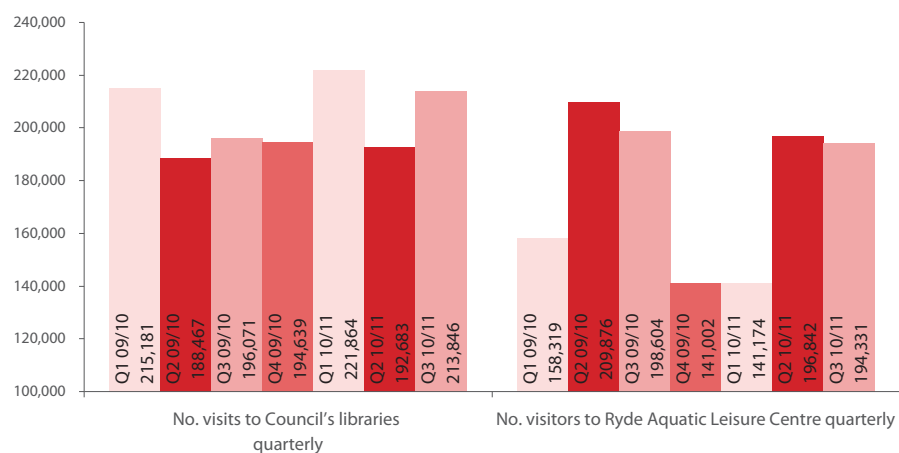
Program area	Total Projects	On Track	Off Track	Complete	Not started
Arts & Culture	2		2		
Community Development	1	1			
Community Facilities	1		1		
Economic Development	1			1	
Environment	1	1			
Leisure	1	1			
Libraries	2	2			
Marketing and Communication	2	2			
Sports & Recreation	2		1	1	
Trees and Tree Management	1		1		
<b>Total</b>	<b>14</b>	<b>8</b>	<b>4</b>	<b>2</b>	<b>0</b>



## Operational Indicators

Image opposite:  
Volunteers gather together to help Clean Up Australia on 6 March

Figure 4: Quarterly trend of visitors to our libraries and to the Ryde Aquatic Leisure Centre



Legend: 🟢 On Track ✖ Off Track

Measure	Annual Target	YTD Progress	Status	Comments
Number of City of Ryde specific Road and Safety projects completed	6	6	🟢	
Number of visits to Council's libraries	840,000	628,393	🟢	Quarterly performance is on track to meet annual target. An upward trend in library visits is evident over past years with further increases expected following the opening of the new Ryde Library.
Number of items issued from Council's libraries	1,000,000	716,104	🟢	Quarterly performance is on track to meet annual target. The opening of the new library in quarter 4 with the increased collection should lift this result by year end.
Number of City of Ryde residents who are library members	40,000	38,331	🟢	Quarterly performance is on track to meet annual target. The opening of the new Ryde Library is expected to see an increase in membership in quarter 4.
Total number of library members	58,000	58,251	🟢	
Size of collection across all five libraries	200,000	187,981	✖	The opening of the new Ryde Library will contribute to increasing the collection in quarter 4.
% of library collection under 10 years old	90%	82%	✖	Progress is being made towards meeting the annual target. The new books for Ryde library in quarter 4 will improve this result.
Size of non-English collection at all five libraries	14,000	14,637	🟢	
% of average occupancy level in learn to swim program	87%	89%	🟢	
Number of visitors to Ryde Aquatic Leisure Centre	780,000	532,347	✖	Quarter 3 results are 2% behind the same period last year although visits are improving.
Average number of party guests each week	96	106	🟢	
Reduce reliance on mains water for use in pools	<5kl per day	1.8	🟢	
Compliance with pool water bacteriological criteria for swimming pools and spas	100%	100%	🟢	
People attending key events and programs conducted by City of Ryde	100,000	105,030	🟢	
Number of private Tree Preservation Order appeals referred to Council	3	23	✖	Increases in Tree Management Application Notice of Determination have substantially increased due to changes to policy adopted by Council. This trend is expected to continue.
Number of Bushcare Volunteers	140	148	🟢	

## Financial

### Overview

The net budget for the People Outcome area is projected to decrease by \$0.28 million to \$13.87 million (2.01%). A more detailed explanation of each area of the budget is set out below.

### Base Budget

Base Budget Income is projected to decrease by \$0.46 million to \$2.61 million, while Base Budget Expenses are projected to decrease by \$0.06 million to \$19.51 million, a net projected increase of \$0.40 million to \$12.03 million (3.45%).

This is due to the following changes:

- \$0.46 million in decreased income for the Ryde Aquatic Leisure Centre due to lower participation numbers
- \$0.07 million for projects within Open Space Administration

### Non-Capital Budget

There are no projected changes in the Non-Capital budget this quarter.

### Capital Budget

Capital Income is projected to decrease by \$4.28 million to \$1.43 million, while Capital Expenses are projected to decrease by \$4.70 million to \$9.38 million, a net projected decrease of \$0.42 million to \$7.95 million (5.03%).

This is due to the following changes:

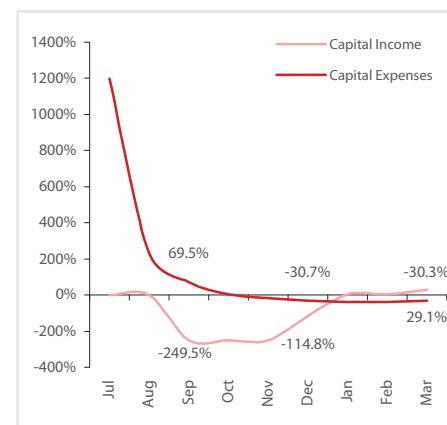
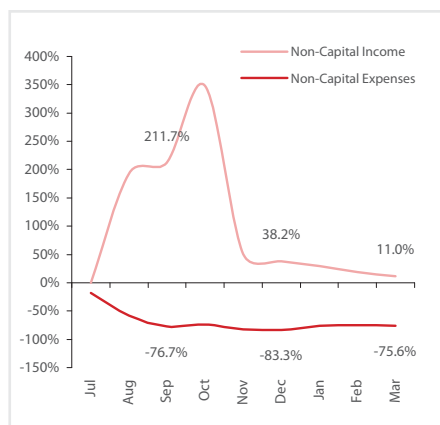
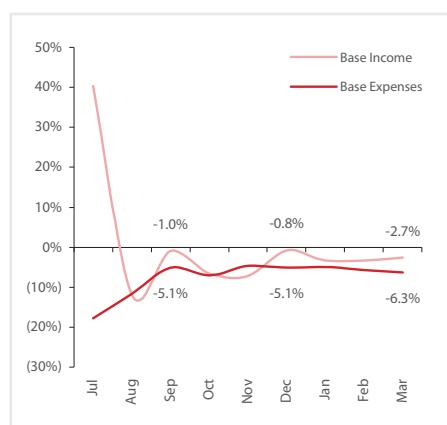
- \$4.43 million removal of the contribution of a new park at the Rehabilitation Site in Putney, this is not due to be received before 30th June 2011
- \$0.28 million transfer of budget to Governance for the IT fitout of the new Library and Ryde Planning and Business Centre
- \$0.15 million grant for Yamble Reserve All Abilities Playground
- \$0.14 million savings in capital works for the Ryde Aquatic Leisure Centre

### Reserve Movements

Transfers from Reserves are projected to decrease by \$0.19 million to \$9.96 million, while Transfers to Reserves are projected to decrease by \$0.43 million to \$3.35 million, a net projected decrease of transfer from reserve of \$0.24 million (3.73%).

This is due to the following change:

- Adjustments to transfers to/from reserve for the Ryde Aquatic Leisure Centre to balance with no impact on General Revenue



Figures 5–7: People YTD budget % variance trends (Left to right): Base, Non-Capital and Capital

	Original Budget 2010/2011 (\$'000)	Previously Approved Changes	Revised Budget 2010/2011	Proposed Changes 2010/2011	Projected Budget 2010/2011	Actual YTD 2010/2011	Budget YTD 2010/2011	Variance
<b>Base</b>								
Income	-7,947	-	-7,947	461	-7,487	-6,185	-6,354	169
Expenditure	20,044	-473	19,571	-59	19,512	13,641	14,556	-915
Net	12,097	-473	11,624	401	12,025	7,456	8,202	-746
<b>Non-Capital</b>								
Income	-116	-	-116	66	-50	-104	-94	-10
Expenditure	595	54	650	-92	557	98	402	-304
Net	480	54	534	-27	507	-6	308	-314
<b>Capital</b>								
Income	-4,628	-1,085	-5,713	4,282	-1,431	-222	-172	-50
Expenditure	13,091	996	14,087	-4,703	9,384	3,992	5,731	-1,739
Net	8,463	-89	8,374	-421	7,953	3,770	5,559	-1,789
Reserve Movement	-6,323	-51	-6,374	-238	-6,611	-	-6,280	6,280
<b>Total Net</b>	<b>14,716</b>	<b>-558</b>	<b>14,158</b>	<b>-284</b>	<b>13,874</b>	<b>11,220</b>	<b>7,788</b>	<b>3,431</b>

# Assets

## The City of Ryde is committed to the delivery and maintenance of high quality public infrastructure and facilities.

The Management Plan 2010–2014 outlines 12 program areas that contribute to the Assets outcome. These programs are made up of 16 projects that will support the delivery of this outcome.

As indicated in the table below all 16 of the projects have begun, 10 are currently underway and are progressing according to plan and three projects have been completed.

Work on the catchment management plan and the development of service level agreements within the Catchment and Parks assets programs have been placed on hold pending the implementation of a revised

organisation structure in the Public Works area. These projects will be recommenced in 2011/12.

One project, the construction of the Ryde Community Sports centre at ELS Hall Park experienced delays; predominantly due to the cascading effect wet weather had on the project early in the third quarter. The original planned completion date in March has been extended with official handover of the centre now expected in quarter 4.

The City of Ryde completed a review of the Macquarie Park Floodplain Management Plan in quarter 3. The Macquarie Park Flood Study and Floodplain Risk Management Study and Plan were adopted by Council on 1 February. This plan will be the basis for managing development and guiding flood mitigation works in the Macquarie Park stormwater catchments.

We continued to deliver on the capital works program for the year, completing the roundabout construction on Pittwater Road near the Field of Mars, the town centre upgrade of Macquarie Park and amenities buildings at Gannon and Dunbar Parks.



### Coming up

Progress is continuing to be made in the construction of the Community Centre at Anthony Road, West Ryde. The majority of the building works are expected to be completed by the end of quarter 4. The building fit out and additional works in the surrounding area will continue over the coming year. The opening of the new centre is scheduled for early 2012.

The highest and best value review of the Ryde Civic Precinct is underway.

### Plans are being developed to deliver a new performing arts centre and civic precinct for Ryde Town Centre.

Further investigation of the site will be continuing over the coming quarter, providing detailed analysis and feasibility assessments to inform future development decisions. This project is also developing the staff accommodation plan to deliver modern accommodation for Council staff at no cost to ratepayers.

Refer to the Assets Deliverable Status reports in Appendix A and B for more information on the projects underway in this area.

Program area	Total Projects	On Track	Off Track	Complete	Not started
Buildings & Property	2	2			
Catchment Management	2		1	1	
Community Facilities	1	1			
Economic Development	1	1			
Fleet	2	1		1	
Maintenance	1	1			
Operational Maintenance	1	1			
Parks	1		1		
Roads	2	2			
Sports & Recreation	1		1		
Town Centres	1	1			
Waste	1			1	
<b>Total</b>	<b>16</b>	<b>10</b>	<b>3</b>	<b>3</b>	<b>0</b>

## Operational Indicators



Opposite: The new Pittwater Road roundabout near Field of Mars  
 Above: Brigade Park upgraded as part of a wider \$600,000 playground upgrade program in the City of Ryde for 2010/11

Legend: 🔄 On Track ✘ Off Track

Measure	Annual Target	YTD Progress	Status	Comments
% of tonnes of waste stream to landfill	53%	52.4%	🔄	
Re-use of Council construction and demolition waste (tonnes per annum)	12,000t	6,143	✘	Tonnages lower than expected due to reduction in Capital expenditure and delays to the start of some construction works.
% to be 4 cylinder or hybrid vehicles	80%	86%	🔄	
Number of audit inspections per year of local roads to ascertain public road deficiencies	6	1	✘	The first full network inspection is underway prior to re-inspections of high pedestrian usage areas and town centres.
Tonnes of gross pollutants captured by Stormwater Quality Improvement Devices (SQIDs)	265t	167	🔄	Quarterly performance is on track to meet annual target with increased cleaning of the traps scheduled for quarter 4.
% of maintenance programs completed for Access, Catchments and Parks	90%	75%	🔄	Quarterly performance is on track to meet annual target.



## Financial

### Overview

The net budget for the Assets Outcome area is projected to increase by \$1.09 million to \$15.11 million (7.82%). A more detailed explanation of each area of the budget is set out below.

### Base Budget

Base Budget Income is projected to increase by \$0.54 million to \$18.56 million, while Base Budget Expenses are projected to decrease by \$0.38 million to \$26.48 million, a net projected decrease of \$0.92 million in budget deficit to \$7.93 million (10.39%).

This is due to the following changes:

- \$0.43 million additional road restoration income
- \$0.39 million additional cost of road restorations, offset by additional income
- \$0.11 million for Fuel Tax Subsidy
- \$0.09 million for additional works programmed in conduits
- \$0.03 million for valuations and marketing of Top Ryde and West Ryde
- \$0.06 million for additional resources to assist in leasing and marketing

### Non-Capital Budget

There are no projected changes in the Non-Capital budget this quarter.

### Capital Budget

Capital Income is projected to decrease by \$18.94 million to \$24.48 million, while Capital Expenses are projected to decrease by \$18.75 million to \$42.61 million, a net projected decrease of \$0.19 million to \$18.13 million (1.07%).

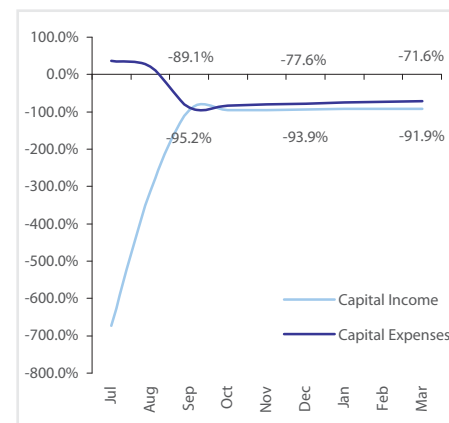
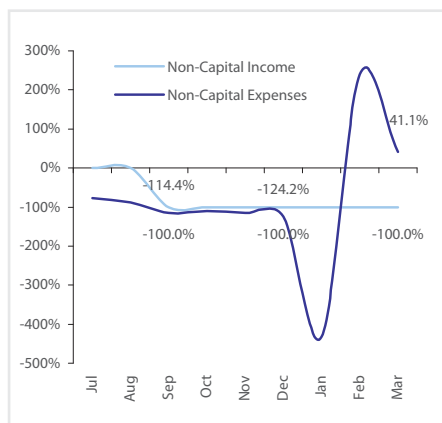
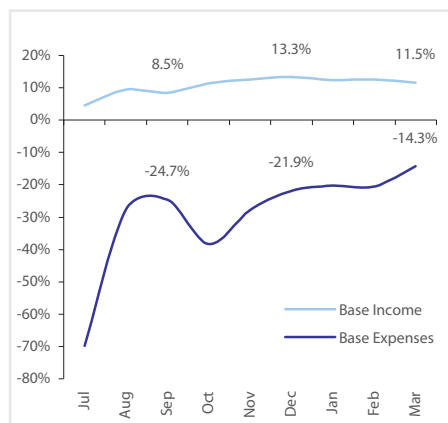
This is due to the following changes:

- \$18.93 million reduction of contributed assets that will not be received prior to 30th June
- \$0.16 million for Ryde Community & Sport Centre – ELS Hall Park
- \$0.05 million for Prices Street kerb extension, funded from other savings
- \$0.03 million for Eastwood Library Toilet Block

### Reserve Movements

There are no Reserve Movements this quarter.

## Financial



Figures 8–10: Assets budget % variance trends (Left to right): Base, Non-Capital and Capital

	Original Budget 2010/2011 (\$'000)	Previously Approved Changes	Revised Budget 2010/2011	Proposed Changes 2010/2011	Projected Budget 2010/2011	Actual YTD 2010/2011	Budget YTD 2010/2011	Variance
<b>Base</b>								
Income	-18,203	187	-18,016	-540	-18,556	-17,857	-16,011	-1,846
Expenditure	25,887	976	26,863	-379	26,484	15,264	17,800	-2,537
Net	7,683	1,163	8,847	-919	7,928	-2,593	1,789	-4,382
<b>Non-Capital</b>								
Income	-220	110	-110	-	-110	-	-30	30
Expenditure	330	-150	180	-	180	85	60	25
Net	110	-40	70	-	70	85	30	55
<b>Capital</b>								
Income	-42,323	-1,092	-43,415	18,936	-24,479	-1,683	-20,700	19,017
Expenditure	58,256	3,100	61,356	-18,745	42,611	9,973	35,070	-25,097
Net	15,933	2,008	17,941	192	18,133	8,290	14,370	-6,080
Reserve Movement	-10,804	-2,042	-12,846	1,822	-11,024	-	-8,904	8,904
<b>Total Net</b>	<b>12,922</b>	<b>1,090</b>	<b>14,012</b>	<b>1,095</b>	<b>15,107</b>	<b>5,781</b>	<b>7,285</b>	<b>-1,504</b>

# Environment

## The City of Ryde is committed to maintaining an ecologically sustainable City through the management of our City's natural and physical environment.

The Management Plan 2010-2014 outlines nine program areas, made up of 14 projects focused on the delivery of this outcome. As indicated in the summary table below, 12 of these projects are underway with 10 projects proceeding according to plan, one is complete and one is yet to commence. Two projects in this area are running behind schedule.

The review of key sections of the Development Control Plan 2010 on parking controls and dwelling houses has been delayed. It is anticipated that prior to the end of the year, a draft plan for parking will be reported to Council with a recommendation

that it be placed on public exhibition. Community consultation will also commence on the key issues concerning how the development control plan impacts the development of dwelling houses and duplex buildings.

The development of the Draft Local Environment Plan (DLEP 2011) is progressing. Council has submitted the DLEP to the Department of Planning for review and for approval to be placed on public exhibition.

The development of the draft plans to review the planning and development framework for the centres of West Ryde and Eastwood are also progressing. The draft DCP for West Ryde Town Centre is in the process of being finalised for public exhibition and a multi-skilled team is being put together to work on the new planning framework for Eastwood Town Centre.

The Gladesville Town Centre and Victoria Road Corridor Local Environmental Plan and Development Control Plan came into effect on 14 January 2011.

Together, these plans provide a framework for the future that will guide land use, building height and form, pedestrian access and public domain improvements over the next 25 years.

The aims of the town centre plans are to revitalise the town centres and to create more inclusive and attractive places in which to live, work, invest and visit.

### Coming up

Implementation of the City of Ryde Boarding House Enforcement project implementation is nearing completion, with the final report being presented to Council in April. Through research, engagement and targeted education the City of Ryde has been working with the community to explore and encourage opportunities to increase the supply of appropriate student housing. We have also focused on reducing the supply of unauthorised boarding houses by increasing our inspection and enforcement practices.

The Ryde Climate Change Mitigation plan is being developed to assist management of the local risks and impacts of climate change. A Climate Change Vulnerability Mapping project commenced this quarter and will inform the preparation of a Ryde Climate Change Adaptation Plan, which is expected to be completed early next year. The draft mitigation plan was prepared in consultation with the Climate Change and Sustainability Advisory Committee and is expected to be submitted for Council consideration and determination in quarter 4.

Refer to the Environment Deliverable Status reports in Appendix A and B for more information on the projects underway in this area.

Program area	Total Projects	On Track	Off Track	Complete	Not started
Biodiversity	1	1			
Catchment Management	1	1			
Climate Change	1	1			
Customer Service	1	1			
Development Assessment	1	1			
Development Compliance	2	1		1	
Economic Development	1				1
Strategic Planning	3	1	2		
Water and Energy Conservation	3	3			
<b>Total</b>	<b>14</b>	<b>10</b>	<b>2</b>	<b>1</b>	<b>1</b>

## Operational Indicators

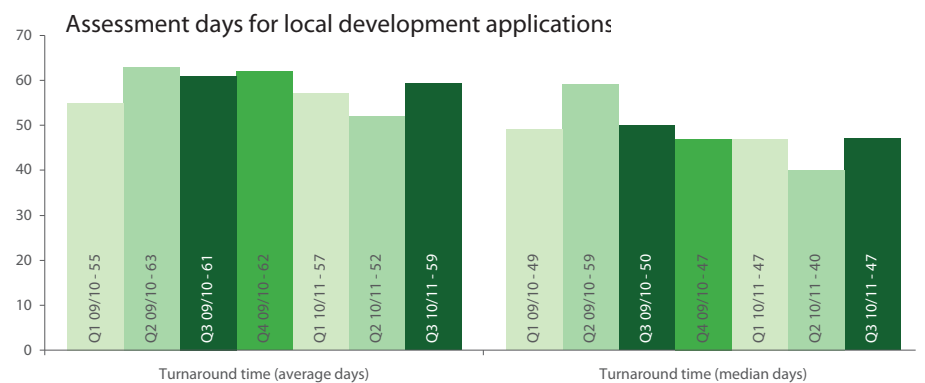
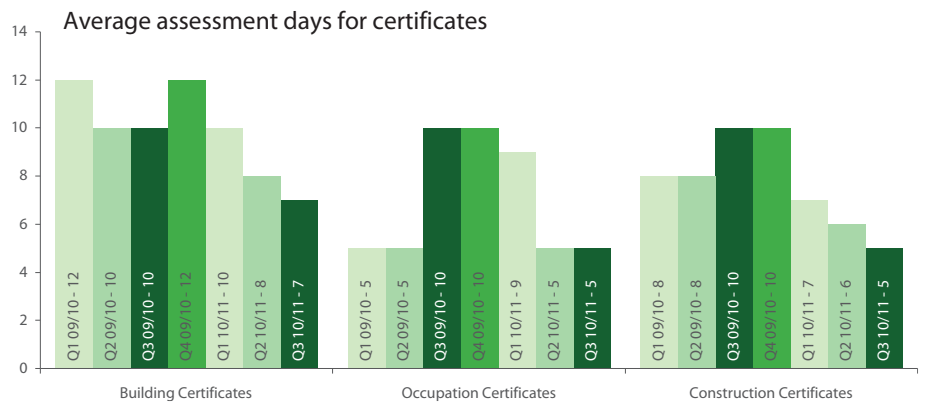


Figure 11 and 12 (top to bottom):  
Number of days turnaround to process certificates and development applications

Legend: ⊞ On Track ✘ Off Track

Measure	Annual Target	YTD Progress	Status	Comments
Number of companion animals within the City of Ryde that are identified/registered	15,000	17,200	⊞	
% of non-chipped impounded companion animals microchipped	90%	100%	⊞	
Construction Certificates assessment times (calendar days)	9 days	5	⊞	
Occupation Certificates assessment times (calendar days)	9 days	5	⊞	
Building Certificates assessment times (calendar days) — not unauthorised structures	10 days	7	⊞	
Local Development Application turnaround time (median days)	50 days	47	⊞	
Local Development Application turnaround time (average days)	70 days	59.3	⊞	
Number of outstanding applications (quarterly)	<200	223	✘	There has been an increase in development activity and income over the year with an unprecedented increase in the lodgement of DAs in March 2011 prior to the state election.
Number of pre-lodgement meetings held per quarter	15	22	⊞	
Production of documentation and information sheets to inform and assist people through the Development Application process	6	12	⊞	
Information sessions held per year regarding development controls and processes	6	4	⊞	Quarterly performance is on track to meet annual target.

# Environment

## Financial

### Overview

The net budget for the Environment Outcome area is projected to decrease by \$0.10 million to \$2.48 million (3.72%). A more detailed explanation of each area of the budget is set out below.

### Base Budget

Base Budget Income is projected to increase by \$0.11 million to \$6.24 million, while Base Budget Expenses are projected to have a minor change to \$8.41 million, a net projected decrease of \$0.11 million to \$2.17 million (4.65%).

This is due to the following changes:

- \$0.20 million in additional fines due to increased patrols of car parks
- \$0.10 million reduction of income from Health & Building fees, due to competition within the industry

### Non-Capital Budget

Non-Capital Expenses are projected to increase by \$0.01 million to \$1.01 million, while no changes Non-Capital Income, a net projected decrease of \$0.01 million to \$0.84 million (1.20%).

This is due to the following change:

- \$0.01 million additional costs in the Best Value Review in Assessment

### Capital Budget

Capital Income is projected to decrease by \$0.15 million to \$3.19 million, with no changes in Capital Expenses, a net projected decrease of \$0.15 million (4.49%).

This is due to the following change:

- \$0.15 million decrease in VPA Income, offset by a decrease of transfer to reserve

### Reserve Movements

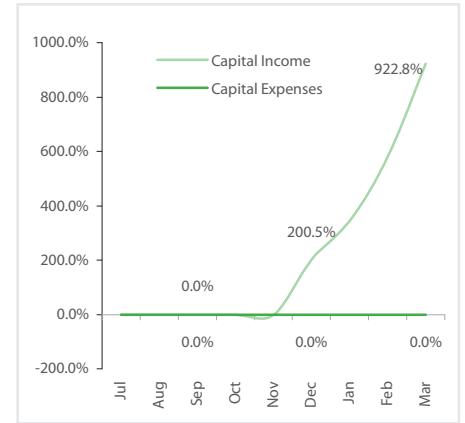
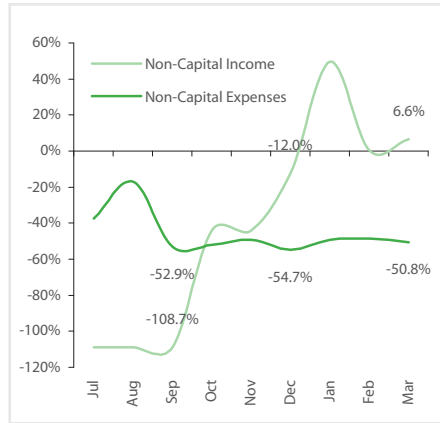
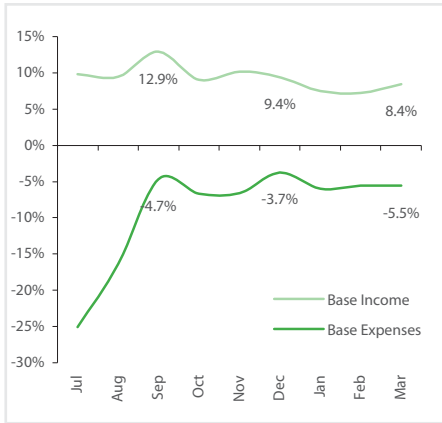
Transfers to Reserves are projected to decrease by \$0.15 million to \$3.19 million, with no change in Transfers from Reserve, a net projected increase of transfer to reserve of \$0.15 million (5.35%).

This is due to the following change:

- \$0.15 million a decrease of transfer to reserve of the decrease in VPA Income



## Financial



Figures 13–15: Environment budget % variance trends (Left to right): Base, Non-Capital and Capital

	Original Budget 2010/2011	Previously Approved Changes	Revised Budget 2010/2011	Proposed Changes 2010/2011	Projected Budget 2010/2011	Actual YTD 2010/2011	Budget YTD 2010/2011	Variance
<b>Base</b>								
Income (\$'000)	-5,860	-271	-6,131	-105	-6,236	-4,837	-4,462	-375
Expenditure	8,522	-112	8,410	-1	8,409	5,839	6,181	-341
Net	2,662	-384	2,279	-106	2,173	1,003	1,719	-716
<b>Non-Capital</b>								
Income	-183	11	-172	-	-172	-119	-111	-7
Expenditure	948	53	1,002	10	1,012	354	719	-365
Net	766	64	830	10	840	235	607	-372
<b>Capital</b>								
Income	-3,250	-90	-3,340	150	-3,190	-2,966	-290	-2,676
Expenditure	0	-	0	-	0	18	0	18
Net	-3,250	-90	-3,340	150	-3,190	-2,948	-290	-2,658
Reserve Movement	2,875	-69	2,806	-150	2,656	-	3,233	-3,233
<b>Total Net</b>	<b>3,053</b>	<b>-479</b>	<b>2,574</b>	<b>-96</b>	<b>2,479</b>	<b>-1,710</b>	<b>5,269</b>	<b>-6,978</b>

# Governance

The City of Ryde is committed to effective decision making processes that ensure transparency and involvement of its community.

There are 11 programs that contribute to this outcome area, with 25 projects scheduled in the Management Plan 2010-2014 for this year. As indicated in the table below, 23 of the 25 projects have begun and eight have been completed. Three projects in this outcome area are currently off track and two projects are being deferred until 2011/12.

The City of Ryde is committed to developing a customer service culture across the organisation and to facilitate this we will be developing a new Customer Service and Community Engagement Plan, with improved policies, accountabilities and procedures. This project is

underway, with the implementation of a new Customer Feedback Policy and Complaints Handling Procedure approved by the Executive Team in quarter 3. The Leadership team were also briefed on the content of the new policy and procedure in quarter 3. In addition to this, Council is currently employing a Complaints Management Coordinator who will be responsible for the coordination, investigation and management of complaints. This role is also responsible for the establishment and implementation of ongoing continuous improvement initiatives relating to complaint management for the City of Ryde.

### Coming up

As a part of our commitment to improving customer service, the City of Ryde will be opening a new specialised centre in Quarter 4 to deal with all planning and business matters.

The Ryde Planning and Business Centre will provide services for residents, building professionals, business operators and investors.



Customers will be able to discuss their planning and business needs on a one-to-one basis with key professional staff.

The new Centre will operate on an appointment basis with a new booking service now available on the City of Ryde website that allows customers to make an appointment by booking online. This system will ensure that every customer has access to the appropriate staff and adequate time to discuss their planning, development or business matters.

After considerable community consultation and review The Ryde 2021 Community Strategic Plan has been completed and is due to go on public exhibition next quarter. This plan collates and articulates the hopes and concerns that the community has shared with us on the future of the city.

Along with the Community Strategic Plan Council has developed a Four Year Delivery Plan 2011-2015 including One Year Operational Plan 2011/12 that describes the projects and programs that we will be working on over the next four years. These projects will contribute to achieving the outcomes identified in the Community Strategic Plan. This document will also be on public exhibition in quarter 4.

Refer to the Governance Deliverable Status reports in Appendix A and B for more information on the projects underway in this area.

Program area	Total Projects	On Track	Off Track	Complete	Not started
Community Engagement	1	1			
Customer Service	3	2		1	
Financial Management	2	1		1	
Governance	4	3		1	
Human Resources	3	1		2	
Information Management	3	1	1	1	
Internal Audit	1		1		
Organisational Development	1			1	
Procurement	1	1			
Risk Management	2	1			1
Strategic Planning	4	2	1		1
<b>Total</b>	<b>25</b>	<b>13</b>	<b>3</b>	<b>7</b>	<b>2</b>

## Operational Indicators



Opposite: The Ryde Planning and Business Centre will be ready for customers in quarter 4.  
Above: Investigations are underway to determine the future of the Ryde Civic Centre site

Legend: ⊞ On Track ✘ Off Track

Measure	Annual Target	YTD Progress	Status	Comments
% of telephone calls resolved at first point of contact	85%	NA		Due to technical issues with the call centre telephone software, part of the period's data is not available. The software is being upgraded in Quarter 3 to rectify these issues.
% of applications, certificates and payments processed on day of receipt	100%	100%	⊞	
% of statutory deadlines are met	100%	100%	⊞	
Quarterly reviews submitted to Council within two months after close of quarter	100%	100%	⊞	
% of solutions provided to users via IT Help Service Desk requests	85%	100%	⊞	
% of core network uptime availability	90%	85%	⊞	
% completion of the endorsed Internal Audit Plan 2010/2011	80%	90%	⊞	
% of minutes of meeting posted to website by close of business Thursday	95%	100%	⊞	This represents one instance of minutes not being provided with the agreed timeframe.
% of minutes recorded that are accurate	90%	100%	⊞	
% of staff turnover as a percent of total staff	14%	11%	⊞	
Number of average sick and carers leave taken per employee (days)	8.0	9.3	✘	Although the result remains above target there is steady signs of decrease. This indicates a positive response to the work being carried out addressing areas for improvement identified by staff in the "Have Your Say Day" Cultural survey in 2010.

## Financial

### Overview

The net budget for the Governance Outcome area is projected to increase by \$0.98 million to \$30.69 million (3.28%). A more detailed explanation of each area of the budget is set out below.

### Base Budget

Base Budget Income is projected to increase by \$1.00 million to \$50.21 million, while Base Budget Expenses are projected to increase by \$0.56 million to \$13.63 million, a net projected increase of \$0.45 million to \$36.58 million surplus (1.23%).

This is due to the following changes:

- \$0.76 million additional Investment Income
- \$0.50 million in additional interest on security deposits
- \$0.22 million additional Rates & User Charges
- \$0.19 million for additional legal costs including Anti Discrimination (Pendleton \$20k) and Human Rights Commission (Kirk \$15k & Hong \$15k)
- \$0.08 million saving in consultant costs within Office of the General Manager and Strategy & Organisational Development
- \$0.05 million savings in insurance premiums
- \$0.05 million in OHS incentive rebate

### Non-Capital Budget

Non-Capital Expenses are projected to increase by \$0.01 million to \$0.27 million, with no change in Non-Capital Income, a net projected increase of \$0.01 million to \$0.27 million (4.82%).

This is due to the following change:

- \$0.01 million for upgrade of OrgPlus Software

### Capital Budget

Capital Expenses are projected to increase by \$0.44 million to \$1.58 million, with no change in Capital Income, a net projected increase of \$0.44 million to \$1.58 million (38.35%).

This is due to the following changes:

- \$0.10 million for Budgeting and Reporting Tool to enhance the budgetary and reporting process
- \$0.28 million transferred from Property & Buildings (People) for the IT fitout of the new Library and Ryde Planning and Business Centre
- \$0.08 million saving on the implementation of Thin Client Technology, being done inhouse

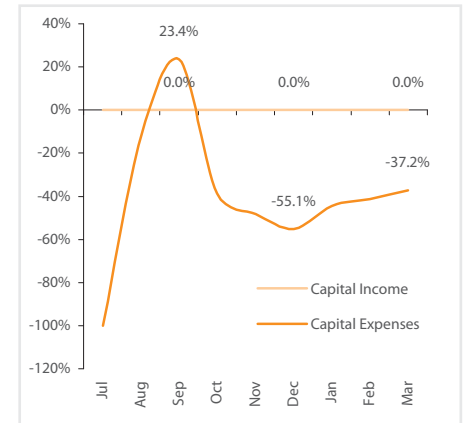
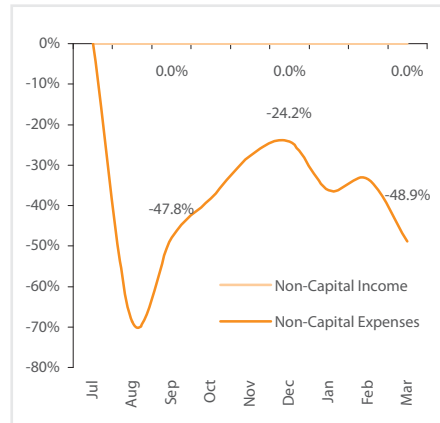
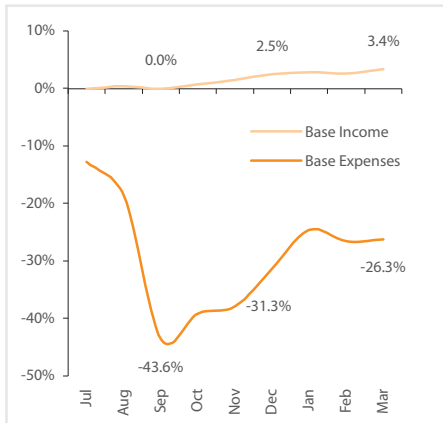
### • Reserve Movements

Transfers from Reserves are projected to increase by \$0.38 million to \$2.61 million, while Transfers to Reserves are projected to decrease by \$0.59 million to \$6.65 million, a net projected decrease of transfer from reserve of \$0.97 million (19.52%).

This is due to the following changes:

- \$0.76 million reduction in the transfer to reserve for Plant Fund
- \$0.24 million from Asset Replacement Reserve for a number of IT projects
- \$0.16 million additional transfer to reserve of funds received on written down CDOs
- \$0.13 million in unexpended grant held for project completed in 2009/2010 from General Revenue

## Financial



Figures 16–18: Governance budget % variance trends (Left to right): Base, Non-Capital and Capital

	Original Budget 2010/2011	Previously Approved Changes	Revised Budget 2010/2011	Proposed Changes 2010/2011	Projected Budget 2010/2011	Actual YTD 2010/2011	Budget YTD 2010/2011	Variance
<b>Base</b>								
Income (\$'000)	-48,730	-478	-49,208	-1,001	-50,208	-49,242	-47,637	-1,605
Expenditure	12,933	141	13,074	556	13,630	8,638	11,714	-3,077
Net	-35,796	-337	-36,133	-445	-36,579	-40,604	-35,923	-4,681
<b>Non-Capital</b>								
Income	-	-	-	-	-	-	-	-
Expenditure	170	90	259	13	272	72	141	-69
Net	170	90	259	13	272	72	141	-69
<b>Capital</b>								
Income	-	-	-	-	-	-	-	-
Expenditure	930	210	1,140	437	1,577	622	990	-368
Net	930	210	1,140	437	1,577	622	990	-368
Reserve Movement	4,622	395	5,017	-979	4,038	-	2,480	-2,480
<b>Total</b>	<b>-30,075</b>	<b>358</b>	<b>-29,717</b>	<b>-975</b>	<b>-30,692</b>	<b>-39,910</b>	<b>-32,311</b>	<b>-7,599</b>



This page has been intentionally left blank

## Appendix

- A Capital projects quarterly status reports
- B Non-Capital projects quarterly status reports
- C Base Budget quarterly status reports
- D Reserve Listing report
- E 2010/2011 Quarterly Changes report
- F Consolidated Income and Expenditure Estimates 2010/2011

# Capital Quarterly Status Report Period Ended March 2011

## Status Legend

- Ⓞ On track
- ✗ Action required
- ✓ Complete
- ⊖ Not Started

	10/11 Current Budget	Mar Revised Budget	10/11 YTD Actual	Project Stage (as per PM_CoR)	Carry Over Project	% project / deliverable complete (life of project)	Status of Project	March 2011 Comments
--	----------------------------	--------------------------	---------------------	----------------------------------	--------------------------	--	----------------------	---------------------

## Capital Projects

### Outcome Area: People

Finalise new Top Ryde community library relocation plan ensuring new stock and IT requirements are in place for fitout **Due Date: Feb-11**

<b>Libraries</b> 55.20029 - City of Ryde (COR) Centre - Design & Fitout	4,177,676	4,177,676	2,647,600	Implementation	✓	95%	Ⓞ	Library fitout scheduled to be completed in April 2011. Ryde Planning & Business Centre scheduled to be completed May 2011.
<b>Total Libraries</b>	<b>4,177,676</b>	<b>4,177,676</b>	<b>2,647,600</b>					

<b>Total Deliverable</b>	<b>4,177,676</b>	<b>4,177,676</b>	<b>2,647,600</b>	<b>Implementation</b>		<b>95%</b>	<b>Ⓞ</b>	<b>Library fitout scheduled to be completed in April 2011. Ryde Planning &amp; Business Centre scheduled to be completed May 2011.</b>
--------------------------	------------------	------------------	------------------	-----------------------	--	------------	----------	--

To deliver on Capital Works projects as outlined in the 2010-2011 Capital Works Program (with 90% completion, 100% commencement & 100% compliance) **Due Date: Jun-11**

<b>Libraries</b> 24.20029 - Library Public Access PCs CoR Centre Design & Fitout	0	0	67,919	Implementation		75%	Ⓞ	Hardware ordered with expected total IT fitout of \$234,000 to be fully utilised
<b>Total Libraries</b>	<b>0</b>	<b>0</b>	<b>67,919</b>					

70.11148 - Library Local Priority Grant	18,472	18,472	23,306	Implementation		50%	Ⓞ	Purchase of library materials is ongoing. Request \$36k to be transferred from 1.70.11149.2609 as this item covers books + other library resources of a capital nature being purchased. Purchases are ongoing, and ordering will be completed by June 2011, some deliveries may not arrive until new FY
72.11031 - Capital Expenditure	650,419	650,419	179,723	Implementation		70%	Ⓞ	
<b>Total</b>	<b>668,891</b>	<b>668,891</b>	<b>203,029</b>					

<b>Natural Areas, Links &amp; Trails</b> 54.22013 - Enhance Bushland adjoining National Parks (POT)	80,000	80,000	34,945	Implementation		60%	Ⓞ	In progress.
<b>Total Natural Areas, Links &amp; Trails</b>	<b>80,000</b>	<b>80,000</b>	<b>34,945</b>					

## Capital Quarterly Status Report Period Ended March 2011

### Status Legend

- 🟢 On track
- ✖ Action required
- ✔ Complete
- ⊖ Not Started

	10/11 Current Budget	Mar Revised Budget	10/11 YTD Actual	Project Stage (as per PM_CoR)	Carry Over Project	% project / deliverable complete (life of project)	Status of Project	March 2011 Comments
--	----------------------------	--------------------------	---------------------	----------------------------------	--------------------------	--	----------------------	---------------------

### Capital Projects

#### Outcome Area: People

<b>Passive/Unstructured Open Space</b>								
54.22044 - Pidding Park Upgrade	200,000	200,000	3,907	Planning		60%	🟢	Design to be finalised. Construction programmed for May 2011
54.22043 - New Park in Putney on Royal Rehabilitation Site	4,429,000	4,429,000	0	Not Started			🟢	Councils Design Input complete. Plans now with the Developer for implementation Sept. 2011.
54.22045 - Jim Walsh Park Upgrade	200,000	200,000	11,511	Planning		57%	⊖	Jim Walsh Park has been deferred subject to flood catchment study.
<b>Total Passive/Unstructured Open Space</b>	<b>4,829,000</b>	<b>4,829,000</b>	<b>15,418</b>					

<b>Playground and Small Parks</b>								
54.22020 - Teenage/Young Adult Playgrounds (POT p.64)	150,000	150,000	0	Implementation		50%	🟢	Park upgrade works in progress
54.22018 - Small Park Upgrades & Linkages (POT p.64)	200,000	200,000	46,759	Implementation		50%	🟢	Park upgrade works in progress
54.22021 - Playground Upgrades/Shade and Fencing (POT p.61)	150,000	150,000	138,441	Implementation		90%	🟢	Park upgrade works in progress
54.22017 - Infrastructure Replacement (Tables/Seats/Fencing/Shade) (POT)	100,000	100,000	77,394	Implementation		80%	🟢	Park upgrade works in progress
<b>Total Playground and Small Parks</b>	<b>600,000</b>	<b>600,000</b>	<b>262,594</b>					

<b>Ryde Aquatic Leisure Centre</b>								
55.23034 - Wireless PC Tablet for use with CLASS	10,000	10,000	0	Not Started			⊖	Concept evaluated with Coordinator Services & cancelled
55.23037 - Water Stands for LTS	5,000	5,000	4,429	Closure		100%	✔	Complete.
55.23030 - Water Features	80,000	80,000	0	Not Started		10%	⊖	Have met with two suppliers for concept ideas - waiting for return submissions
55.23029 - Stadium floor resurfacing	40,000	40,000	36,725	Closure		100%	✔	Complete.
55.23015 - RALC Security Cameras	10,000	10,000	8,965	Completed		100%	✔	Complete.
55.23021 - RALC Pumps - Small Pools & Features	65,905	65,905	0	Implementation			⊖	
55.23004 - RALC Air Handling Units (Leisure Pool)	492,200	492,200	0	Implementation		75%	🟢	Report to Council scgeduled for April meeting
55.23024 - RALC - Ladies Leisure Pool Change Rooms	45,345	45,345	44,187	Closure		100%	✔	Complete.
55.23028 - Pool Guttering & Tiling	150,000	150,000	0	Planning		100%	🟢	Work scheduled for Easter period.
55.23026 - Pool Filters	20,000	20,000	0	Not Started			⊖	
55.23035 - Personal Floatation Devices for LTS	5,000	5,000	2,746	Closure		100%	✔	Complete.

### Capital Quarterly Status Report Period Ended March 2011





**Status Legend**














- On track
- Action required
- Complete
- Not Started

	10/11 Current Budget	Mar Revised Budget	10/11 YTD Actual	Project Stage (as per PM_CoR)	Carry Over Project	% project / deliverable complete (life of project)	Status of Project	March 2011 Comments
<b>Capital Projects</b>								
<b>Outcome Area: People</b>								
55.23032 - Opening Windows on top level of leisure pool	30,000	30,000	0	Not Started				To be reviewed after AHU system for Leisure Pool installed
55.23036 - Mobile EFTOS Terminal	5,000	5,000	0	Planning				Fixed line terminal preferred to mobile option. Quote being sourced
55.23033 - Lane Ropes	15,000	15,000	6,097	Closure		100%		Complete.
55.23031 - Flow Rider Investigations	10,000	10,000	1,143	Implementation		50%		Survey of land underway.
55.23027 - Café Furniture	15,000	15,000	10,738	Closure		100%		Complete.
55.23025 - Air Supply & Exhaust Fans & Drainage System	20,000	20,000	0	Not Started				
<b>Total Ryde Aquatic Leisure Centre</b>	<b>1,018,450</b>	<b>1,018,450</b>	<b>115,028</b>					
<b>Sporting Facilities</b>								
54.22008 - Playing Fields Remediation (POT p.60)	125,500	125,500	98,331	Completed		100%		Establishment of turf and reinstatement of cricket wicket to go
54.22007 - Playing Fields Remediation - Subsidence on Old Landfill Site	190,000	190,000	187,547	Completed		100%		Establishment of turf and reinstatement of cricket wicket to be installed in May 2011
54.22041 - 4 Netball Courts at Meadowbank Park	147,000	147,000	147,000	Completed		100%		Project complete.
<b>Total Sporting Facilities</b>	<b>462,500</b>	<b>462,500</b>	<b>432,877</b>					
<b>Trees &amp; Planning</b>								
54.22024 - Street Tree Planting Program (POT p.65)	50,000	50,000	37,110	Implementation		70%		Planting continuing as per program. Maintenance Program commencing in May.
54.22049 - Skate park Cost \$200K -\$500K per site - preliminary plans	50,000	50,000	0	Implementation		20%		Consultant engaged and feasibility study in progress. Project will be completed in Q4.
54.22023 - Parks Tree Planting Program (POT p.65)	20,000	20,000	11,524	Implementation		60%		In progress - planting is being completed in conjunction with Park upgrades.
<b>Total Trees &amp; Planning</b>	<b>120,000</b>	<b>120,000</b>	<b>48,634</b>					
<b>Total Deliverable</b>	<b>7,778,841</b>	<b>7,778,841</b>	<b>1,180,443</b>	<b>Implementation</b>				<b>The majority of capital works projects are tracking to plan</b>

## Capital Quarterly Status Report Period Ended March 2011

### Status Legend

-  On track
-  Action required
-  Complete
-  Not Started

	10/11 Current Budget	Mar Revised Budget	10/11 YTD Actual	Project Stage (as per PM_CoR)	Carry Over Project	% project / deliverable complete (life of project)	Status of Project	March 2011 Comments
<b>Capital Projects</b>								
<b>Outcome Area: People</b>								
To deliver on Capital Works projects as outlined in the 2010-2011 Capital Works Program (with 90% completion, 100% commencement & 100% compliance)			Due Date:	Jun-11				
<b>Natural Areas, Links &amp; Trails</b>								
54.22015 - Shrimptons Creek Trail (POT p.59 & 63)	100,000	100,000	890	Implementation		75%		Project 75% Complete. Works in progress scheduled for completion in May 2011 by Fleetwood Urban P/L. Awaiting an outcome from a Council report due to increase in grant money
54.22014 - Ryde Parramatta River Walk (POT p.43/57)	1,440,787	1,440,787	2,661	Planning		9%		
<b>Total Natural Areas, Links &amp; Trails</b>	<b>1,540,787</b>	<b>1,540,787</b>	<b>3,551</b>					
<b>Passive/Unstructured Open Space</b>								
54.22002 - Ryde Park	0	0	19,415	Completed		100%		Project completed in 2009/10.
54.22038 - New Open Space Cnr Devlin & Park Sts	76,433	76,433	68,675	Completed		100%		Project completed.
54.22005 - Kissing Point & Bennelong Parks (POT p.63)	195,990	195,990	22,393	Implementation		77%		RFQ for fabrication stage with the artworks, and final consultation with external stakeholders for wording of the signage; Softfall installation after school holidays approx May 2011.
54.22001 - Eastwood Park	25,952	25,952	14	Implementation		80%		
<b>Total Passive/Unstructured Open Space</b>	<b>298,375</b>	<b>298,375</b>	<b>110,497</b>					
<b>Sporting Facilities</b>								
54.22010 - Playing Field Lighting Upgrade (ESD, POT p.58)	291,688	291,688	119,096	Planning		20%		Installation works finalised for Blenheim Park and works to commence in May. Further investigations occurring for Meadowbank and Pidding Parks involving external consultant and stakeholders.
<b>Total Sporting Facilities</b>	<b>291,688</b>	<b>291,688</b>	<b>119,096</b>					
<b>Total Deliverable</b>	<b>2,130,850</b>	<b>2,130,850</b>	<b>233,144</b>	<b>Implementation</b>				<b>The majority of capital works projects are tracking to plan</b>



## Capital Quarterly Status Report Period Ended March 2011

### Status Legend

🟢	On track
✖	Action required
✔	Complete
⊖	Not Started

	10/11 Current Budget	Mar Revised Budget	10/11 YTD Actual	Project Stage (as per PM CoR)	Carry Over Project	% project / deliverable complete (life of project)	Status of Project	March 2011 Comments
--	----------------------------	--------------------------	---------------------	----------------------------------	--------------------------	---	----------------------	---------------------

### Capital Projects

#### Outcome Area: Assets

To completion of Stage 1- Establishment and Stage 2 -Planning & Assessment of options phases of Civic Precinct Project Due Date: Jun-11

New Facilities	10/11 Current Budget	Mar Revised Budget	10/11 YTD Actual	Project Stage (as per PM CoR)	Carry Over Project	% project / deliverable complete (life of project)	Status of Project	March 2011 Comments
56.20008 - Ryde Civic Precinct - Design	1,080,000	1,080,000	336,771	Planning		25%	🟢	Consultant team fully appointed, feasibility studies advanced, workshop with Councillors scheduled for May 2011. City of Ryde Centre, lot 4 has been transferred to Council's title.
56.20036 - CoR Centre (Stratum Land & Building)	18,375,000	18,375,000	0	Implementation		90%	🟢	
<b>Total New Facilities</b>	<b>19,455,000</b>	<b>19,455,000</b>	<b>336,771</b>					

<b>Total Deliverable</b>	<b>19,455,000</b>	<b>19,455,000</b>	<b>336,771</b>	<b>Implementation</b>			🟢	<b>Project is progressing well.</b>
--------------------------	-------------------	-------------------	----------------	-----------------------	--	--	---	-------------------------------------

To undertake construction of Ryde Community and Sports Centre at ELS Hall Park Due Date: Mar-11

Sporting Facilities	10/11 Current Budget	Mar Revised Budget	10/11 YTD Actual	Project Stage (as per PM CoR)	Carry Over Project	% project / deliverable complete (life of project)	Status of Project	March 2011 Comments
56.20017 - Ryde Community & Sport Centre - ELS Hall Park	3,898,220	3,898,220	3,659,925	Implementation	✔	95%	✖	Completion scheduled for May 2011.
<b>Total Sporting Facilities</b>	<b>3,898,220</b>	<b>3,898,220</b>	<b>3,659,925</b>					

<b>Total Deliverable</b>	<b>3,898,220</b>	<b>3,898,220</b>	<b>3,659,925</b>	<b>Implementation</b>		95%	✖	<b>Project extended due to delays in supply of structural steel. Construction is substantially completed, official handover is expected in May 2011.</b>
--------------------------	------------------	------------------	------------------	-----------------------	--	-----	---	--





To complete construction of a 3,500 square metre Community Centre at Anthony Road, West Ryde Due Date: Jun-11

New Facilities	10/11 Current Budget	Mar Revised Budget	10/11 YTD Actual	Project Stage (as per PM CoR)	Carry Over Project	% project / deliverable complete (life of project)	Status of Project	March 2011 Comments
56.20014 - West Ryde Community Facility - Project Management	620,273	620,273	43,999	Implementation	✔	40%	🟢	Building construction on track, completion expected early 2012.
56.20035 - West Ryde Community Centre (Building Only)	16,926,000	16,926,000	0	Implementation		-	🟢	In kind contribution for handover in 4th quarter due to inclement weather.
<b>Total New Facilities</b>	<b>17,546,273</b>	<b>17,546,273</b>	<b>43,999</b>					

<b>Total Deliverable</b>	<b>17,546,273</b>	<b>17,546,273</b>	<b>43,999</b>	<b>Implementation</b>		40%	🟢	<b>Building construction on track, completion expected early 2012.</b>
--------------------------	-------------------	-------------------	---------------	-----------------------	--	-----	---	--

## Capital Quarterly Status Report Period Ended March 2011

### Status Legend



-  On track
-  Action required
-  Complete
-  Not Started


	10/11 Current Budget	Mar Revised Budget	10/11 YTD Actual	Project Stage (as per PM CoR)	Carry Over Project	% project / deliverable complete (life of project)	Status of Project	March 2011 Comments
--	----------------------------	--------------------------	---------------------	----------------------------------	--------------------------	---	----------------------	---------------------

### Capital Projects



#### Outcome Area: Assets





To develop and establish a facilities management program of all assets to ensure risk, compliance, statutory items are addressed in a timely manner **Due Date: Jun-11**

<b>Building Compliance &amp; Environmental Measures</b>								
55.20005 - Disability Access Improvement Program	10,000	10,000	7,257	Completed		100%		Project completed.
55.20024 - Compliance Measures (Building Code of Australia)	60,000	60,000	0	Implementation		50%		Works commenced, completion expected by May 2011.
<b>Total Building Compliance &amp; Environmental Measures</b>	<b>70,000</b>	<b>70,000</b>	<b>7,257</b>					

<b>Total Deliverable</b>	<b>70,000</b>	<b>70,000</b>	<b>7,257</b>	<b>Implementation</b>		<b>75%</b>		<b>Projects are progressing well.</b>
--------------------------	---------------	---------------	--------------	-----------------------	--	------------	---	---------------------------------------

To deliver on Capital Works projects as outlined in the 2010-2011 Capital Works Program (with 90% completion, 100% commencement & 100% compliance) **Due Date: Jun-11**

<b>Asset Replacement</b>								
51.21003 - Replacement of Pits in Poor Condition	150,000	150,000	92,461	Implementation		80%		Works 80% completed.
51.21002 - Replacement of Pipes in Poor Condition	970,000	970,000	326,484	Implementation		60%		Works 60% completed.
<b>Total Asset Replacement</b>	<b>1,120,000</b>	<b>1,120,000</b>	<b>418,945</b>					

<b>Building Maintenance/Replacement</b>								
55.20004 - Community Hall, Childcare & Facilities Upgrades	100,000	100,000	58,835	Completed		100%		Project completed.
55.20031 - 4 Cutler Pde - Modifications	150,000	150,000	125,652	Completed		100%		Project completed.
55.20033 - - Gannon Park Amenities Building	80,000	80,000	82,593	Completed		100%		Project completed.
55.20032 - - Dunbar Park Amenities Building	119,000	119,000	122,917	Completed		100%		Project completed.
<b>Total Building Maintenance/Replacement</b>	<b>449,000</b>	<b>449,000</b>	<b>389,997</b>					

## Capital Quarterly Status Report Period Ended March 2011

### Status Legend

- Ⓞ On track
- ✗ Action required
- ✓ Complete
- ⊖ Not Started

	10/11 Current Budget	Mar Revised Budget	10/11 YTD Actual	Project Stage (as per PM CoR)	Carry Over Project	% project / deliverable complete (life of project)	Status of Project	March 2011 Comments
--	----------------------------	--------------------------	---------------------	----------------------------------	--------------------------	---	----------------------	---------------------

### Capital Projects

#### Outcome Area: Assets

<b>New Facilities</b>								
55.20013 - Security Cameras on Buildings	15,000	15,000	115	Implementation		10%	Ⓞ	Installation scheduled in May 2011.
55.20034 - - Eastwood Library Toilet Block	200,000	200,000	167,323	Implementation		95%	Ⓞ	Construction on track, expected completion in May 2011.
<b>Total New Facilities</b>	<b>215,000</b>	<b>215,000</b>	<b>167,438</b>					

<b>Catchment Management</b>								
53.21028 - Eastwood & Terry's Creek Floodplain Mgt Plan	240,000	240,000	0	Planning		20%	Ⓞ	Works Underway.
51.21009 - Drainage through Parks (Developer Funding)	64,627	64,627	53,851	Implementation		85%	Ⓞ	Additional income received from developers.
51.21008 - Completion of Missing Links	135,000	135,000	208,381	Implementation		100%	✓	Project completed.
53.21027 - Ann Thorn Park - Constitution Road Reconstruction & Drainage	1,400,000	1,400,000	1,153	Not Started		-	⊖	Design commenced. Construction to commence when funds become available.
53.21006 - Ann Thorn Catchment - Design	57,971	57,971	33,980	Implementation	✓	55%	Ⓞ	Design commenced.
<b>Total Catchment Management</b>	<b>1,897,598</b>	<b>1,897,598</b>	<b>297,365</b>					

<b>Cycleways</b>								
47.24270 - The John Whitton Bridge (Lighting)	15,000	15,000	77	Planning		5%	Ⓞ	Design in progress.
47.24271 - SUP Lane Cove Road (between Epping Road and Paul Street)	67,000	67,000	11,127	Implementation		10%	Ⓞ	Tender awarded.
47.24278 - North Ryde to MQ University Bicycle&Pedestrian shared Path	1,000,000	1,000,000	10,783	Implementation		15%	Ⓞ	Construction in progress.
47.24207 - Morrison Bay Park Cycleway (Teemer St to Morrison Rd)	0	0	6,185	Completed		100%	✓	Project completed in 09/10.
47.24272 - Minor Route Augmentation (Behavioural Signage/Line Marking).	18,000	18,000	6,529	Implementation		20%	Ⓞ	In progress.
47.24277 - Epping Rd-Stage 3 (No. 110 Epping Rd To Lane Cove Rd)	144,000	144,000	5,524	Implementation		10%	Ⓞ	Tender awarded.
47.24276 - Epping Rd-Stage 2 (No. 84 - No. 110 Epping Rd)	160,000	160,000	2,677	Implementation		10%	Ⓞ	Tender awarded.
47.24275 - Epping Rd-Stage 1 (Wicks Rd to No. 84 Epping Rd)	164,000	164,000	3,613	Implementation		10%	Ⓞ	Tender awarded.
47.24195 - Delange Road Cycleway	7,223	7,223	15,644	Completed		100%	✓	Project completed in 2009/10.
47.24279 - Cycleways/Blaxland Rd at Anzac Ave-Mid Block Traffic Control	20,000	20,000	0	Completed		100%	✓	Project completed in 2009/10.
47.24199 - Bike Route- RR01 Lighting on the northern end of John Whitto	4,086	4,086	6,642	Completed	✓	100%	✓	Project completed.

### Capital Quarterly Status Report Period Ended March 2011

**Status Legend**

- 🟢 On track
- ✖ Action required
- ✔ Complete
- ⊖ Not Started

	10/11 Current Budget	Mar Revised Budget	10/11 YTD Actual	Project Stage (as per PM CoR)	Carry Over Project	% project / deliverable complete (life of project)	Status of Project	March 2011 Comments
--	----------------------------	--------------------------	---------------------	----------------------------------	--------------------------	---	----------------------	---------------------

#### Capital Projects

##### Outcome Area: Assets

47.24196 - Bike Route- LR06 Cycle overbridge ramp transition to Paul St	10,017	10,017	11,952	Completed	✔	100%	✔	Project completed.
47.24197 - Bike Route- LR06 Cycle overbridge ramp transition to Paul St	9,354	9,354	8,212	Completed	✔	100%	✔	Project completed.
47.24198 - Bike Route- LL12 Epping Rd – Shrimptons Creek to Lyon Park R	123,080	123,080	24,784	Completed	✔	100%	✔	Project completed.
<b>Total Cycleways</b>	<b>1,741,760</b>	<b>1,741,760</b>	<b>113,749</b>					

##### Footpath Construction

47.24227 - Stewart St (SS Coronation - Shaftsbury)	22,000	22,000	14,011	Completed		100%	✔	Project completed.
47.24226 - Sherbrooke Road (SS Station St - Mons Ave)	33,000	33,000	16,884	Completed		100%	✔	Project completed.
47.24225 - Pickford Avenue (WS Welby Street - Lovell Road)	26,000	26,000	10,362	Completed		100%	✔	Project completed.
47.24224 - Park Ave (SS Anthony - Chatham)	28,000	28,000	15,483	Completed		100%	✔	Project completed.
47.24223 - Oakes Ave (ES Wishart - Milham)	32,000	32,000	38,076	Completed		100%	✔	Project completed.
47.24222 - Mons Ave (WS Bennett St - Rex St)	33,000	33,000	24,751	Completed		100%	✔	Project completed.
47.24221 - Mimos St (SS Moira- Shaftsbury)	23,000	23,000	17,723	Completed		100%	✔	Project completed.
47.24220 - Meriton St (WS Shackel - Amiens)	51,000	51,000	879	Implementation		20%	🟢	Design in progress.
47.24219 - Marsden Rd (NS Rutledge St - No133) (in AC)	10,000	10,000	1,499	Implementation		20%	🟢	Design in progress.
47.24218 - Jones St (WS No14 - Quarry Rd)	54,000	54,000	29,614	Completed		100%	✔	Project completed.
47.24217 - Holly Ave (SS Cressy Rd to Bus Depot)	16,000	16,000	10,604	Completed		100%	✔	Project completed.
47.24216 - Grove Street (ES Lovell Road - Norma Avenue)	77,000	77,000	69,572	Completed		100%	✔	Project completed.
47.24029 - Footpath Reconstruction (Replacement)	75,000	75,000	12,399	Implementation		20%	🟢	Design in progress.
47.24215 - Constitution Rd (NS Grand -Mons)	60,000	60,000	22,924	Completed		100%	✔	Project completed.
47.24214 - College St (SS no 18 - Frank)	44,000	44,000	2,973	Implementation		20%	🟢	Design in progress.
47.24213 - Chisholm Street (ES Morshead - Wicks)	35,000	35,000	19,771	Implementation		90%	🟢	Turfing outstanding.
47.24212 - Chauvel St (SS Coxs- Cutler)	61,000	61,000	12,874	Completed		100%	✔	Project completed.
47.24211 - Brush Rd (WS Hermoyne-Warrawong)	35,000	35,000	17,804	Completed		100%	✔	Project completed.
47.24210 - Betty Hendry Pde (NS Wicks - Rowell)	33,000	33,000	18,337	Completed		100%	✔	Project completed.
47.24209 - Adelaide Street (ES Bennett Street - Constitution Road)	97,000	97,000	13,386	Implementation		20%	🟢	Design in progress.
<b>Total Footpath Construction</b>	<b>845,000</b>	<b>845,000</b>	<b>369,925</b>					

## Capital Quarterly Status Report Period Ended March 2011

### Status Legend

🟢	On track
✖	Action required
✔	Complete
⊖	Not Started

	10/11 Current Budget	Mar Revised Budget	10/11 YTD Actual	Project Stage (as per PM CoR)	Carry Over Project	% project / deliverable complete (life of project)	Status of Project	March 2011 Comments
--	----------------------------	--------------------------	---------------------	----------------------------------	--------------------------	---	----------------------	---------------------

### Capital Projects

#### Outcome Area: Assets

58.10419 - Waste & Recycle Bins - Town Centres	195,000	195,000	172,491	Completed		100%	✔	Project completed.
58.10420 - Porters Creek Old Landfill Protection Works	800,000	800,000	40,822	Implementation		100%	🟢	Earthworks portion of Project on hold due to Dept Planning negotiations transfer of lots - New GPT on track
57.10414 - Fleet Purchases-Plant	600,000	600,000	320,263	Implementation		180%	🟢	percentages reflect that purchases are ahead of schedule
57.10413 - Fleet Purchases-Motor Vehicle	1,500,000	1,500,000	1,075,702	Implementation		111%	🟢	percentages reflect that purchases are ahead of schedule
57.10415 - Fleet Purchases-Light Commercial	200,000	200,000	200,431	Implementation		140%	🟢	percentages reflect that purchases are ahead of schedule
<b>Total</b>	<b>3,295,000</b>	<b>3,295,000</b>	<b>1,809,708</b>					

<b>Other Capital Expenditure</b>								
47.24203 - Sea walls/ Retaining walls	50,000	50,000	40,576	Completed		100%	✔	Construction completed.
47.24274 - New Bridge over Devlin St (North)	2,000,000	2,000,000	0	Implementation			🟢	Defects awaiting completion.
47.24089 - Heavy Patching	40,000	40,000	0	Implementation		5%	🟢	Scheduled for Q4.
47.24084 - Gutterbridge Construction (Driveways)	150,000	150,000	162,970	Implementation			🟢	Gutterbridge replaced as identified/requested.
47.24086 - Darvall Road Slippage	50,000	50,000	53,209	Completed	✔	100%	✔	Project completed.
47.24201 - Carpark - East Parade, Eastwood	166,445	166,445	136,558	Completed	✔	100%	✔	Project completed.
47.24202 - Bridge Upgrades/ Refurbishment	50,000	50,000	0	Planning		5%	🟢	Testing commenced.
<b>Total Other Capital Expenditure</b>	<b>2,506,445</b>	<b>2,506,445</b>	<b>393,313</b>					

<b>Road Rehabilitation/Reconstruction</b>								
47.24234 - Trevitt Road (Milroy Street - Parklands Road)	160,000	160,000	65,569	Closure		100%	✔	Project completed.
47.24280 - Ross Street Reconstruction	150,000	150,000	110,056	Completed		100%	✔	Project completed.
47.24233 - Pittwater Road (Coxs to Carramar Stage 2 and High St - No.	497,000	497,000	31,370	Planning		10%	🟢	Community consultation in progress.
47.24163 - Pittwater Road (Coxs - Carramar )	320,463	320,463	0	Planning	✔	10%	🟢	Community consultation in progress.
47.24232 - Osgathorpe Road (Tennyson Rd - Towns St)	270,000	270,000	118,835	Implementation		75%	🟢	Mostly completed, final resurfacing remaining.
47.24231 - Mirool Street (Shaftsburry Rd - Morvan St)	100,000	100,000	8,013	Closure		100%	✔	Project completed.
47.24230 - Ida Street (Outside No 2 only)	20,000	20,000	7,568	Completed		100%	✔	Project completed.

### Capital Quarterly Status Report Period Ended March 2011

**Status Legend**

- 🟢 On track
- ✖ Action required
- ✔ Complete
- ⊖ Not Started

	10/11 Current Budget	Mar Revised Budget	10/11 YTD Actual	Project Stage (as per PM CoR)	Carry Over Project	% project / deliverable complete (life of project)	Status of Project	March 2011 Comments
--	----------------------------	--------------------------	---------------------	----------------------------------	--------------------------	---	----------------------	---------------------

#### Capital Projects

##### Outcome Area: Assets

47.24228 - Herring Road (Windsor Dr - Ivanhoe Place)	182,000	182,000	0	Implementation		75%	🟢	Final resurfacing delayed due to rain on half of the road.
47.24229 - Herring Road (Talavera - Waterloo)	136,000	136,000	0	Planning		10%	🟢	Testing completed, scheduled for Q4.
47.24161 - Cox's Road (Shaw Street - Cressy Road)	1,500	1,500	1,269	Planning	✔	25%	🟢	Contractor booked in, delayed by rain.
<b>Total Road Rehabilitation/Reconstruction</b>	<b>1,836,963</b>	<b>1,836,963</b>	<b>342,680</b>					

<b>Road Resurfacing</b>								
47.24260 - Waterloo Road - Both Sides (Herring R - Byfield St)	349,000	349,000	889	Planning		5%	🟢	Testing completed, scheduled for Q4
47.24259 - Wandoo Avenue (No.24/26 - Gladstone Avenue)	19,000	19,000	0	Completed		100%	✔	Project completed.
47.24258 - Quarry Road (Lane Cove Road - Arthur Street)	167,000	167,000	900	Implementation		30%	🟢	Construction in progress.
47.24257 - Quarry Road (Arthur Street - Aeolus Avenue)	146,000	146,000	900	Implementation		30%	🟢	Construction in progress.
47.24256 - Paul Street (Lane Cove Road - Cul De Sac)	69,000	69,000	950	Planning		33%	🟢	Testing completed, scheduled for Q4.
47.24255 - Morshead Street (Truscott St - Berryman St)	51,000	51,000	1,400	Implementation		30%	🟢	Construction in progress.
47.24253 - Morrison Road (Tennysen Road - Kemp Street)	39,000	39,000	2,454	Completed		100%	✔	Project completed.
47.24254 - Morrison Road (Champion Rd - Tennysen Rd)	100,000	100,000	19,807	Completed		100%	✔	Project completed.
47.24252 - Mimos Street (Moir Avenue - Shaftsbury Road)	30,000	30,000	6,649	Completed		100%	✔	Project completed.
47.24251 - Lorna Avenue (Lane Cove Road - Folkard Street)	25,000	25,000	342	Completed		100%	✔	Project completed.
47.24250 - Hunts Avenue (O'Keefe Cres - Threlfall Street)	47,000	47,000	39,678	Completed		100%	✔	Project completed.
47.24249 - Hollis Avenue (Karnak Street - Lovell Road)	136,000	136,000	59,881	Completed		100%	✔	Project completed.
47.24248 - Higginbotham Road (Nelson St - Monash Rd)	70,000	70,000	8,720	Completed		100%	✔	Project completed.
47.24247 - Herring Road (Kent Road - Agincourt Road)	96,000	96,000	1,450	Implementation		25%	🟢	Subsoil drainage works commenced.
47.24246 - Greene Avenue (Bambi St - Buffalo Rd)	91,000	91,000	1,350	Completed		100%	✔	Project completed.
47.24245 - Forsyth Street (Parkes Street - Griffith Lane)	55,000	55,000	30,448	Completed		100%	✔	Project completed.
47.24244 - Cressy Road (Pidding Road - Higginbotham Road)	30,000	30,000	1,509	Implementation		30%	🟢	Kerb and Gutter completed.
47.24243 - Cressy Road (Higginbotham Rd - Buffalo Road)	100,000	100,000	1,350	Implementation		30%	🟢	Kerb and Gutter completed.
47.24242 - Cox's Road (Blamey Street - Chauvel Street)	19,000	19,000	900	Implementation		30%	🟢	Kerb and Gutter completed.
47.24241 - Cobham Avenue (Parer Street - Andrew Street)	47,000	47,000	23,382	Completed		100%	✔	Project completed.
47.24240 - Chatham Road (Clan Alpine Street - Buena Vista)	80,000	80,000	8,343	Completed		100%	✔	Project completed.
47.24239 - Biara Close (Zanco Road - Cul De Sac)	16,000	16,000	1,051	Completed		100%	✔	Project completed.
47.24238 - Batten Avenue (Cul De Sac - Cobham Avenue)	26,000	26,000	16,390	Completed		100%	✔	Project completed.
47.24237 - Bank Street (Cul De Sac - Union Street)	51,000	51,000	1,000	Completed		100%	✔	Project completed.
47.24236 - Acacia Street (North Road - Waratah Street)	62,000	62,000	1,756	Completed		100%	✔	Project completed.
<b>Total Road Resurfacing</b>	<b>1,921,000</b>	<b>1,921,000</b>	<b>231,497</b>					



## Capital Quarterly Status Report Period Ended March 2011

### Status Legend

🟢	On track
✖	Action required
✔	Complete
⊖	Not Started

	10/11 Current Budget	Mar Revised Budget	10/11 YTD Actual	Project Stage (as per PM CoR)	Carry Over Project	% project / deliverable complete (life of project)	Status of Project	March 2011 Comments
--	----------------------------	--------------------------	---------------------	----------------------------------	--------------------------	---	----------------------	---------------------

### Capital Projects

#### Outcome Area: Assets

<b>Town Centres</b>								
47.24267 - - Waterloo/ Khartoum traffic signal design	50,000	50,000	0	Planning		25%	🟢	Consultant engaged the works are progressing (this is a design project ONLY).
47.24265 - - Waterloo Rd (SS Coolinga - Khartoum) granite paving incl c	500,000	500,000	0	Planning		15%	🟢	Design in progress.
47.24266 - - Lane Cove Rd (WS Epping - Waterloo) missing links	240,000	240,000	104,401	Implementation		90%	🟢	Construction 90% completed.
<b>Total Town Centres</b>	<b>790,000</b>	<b>790,000</b>	<b>104,401</b>					
<b>Town Centre Upgrades</b>								
47.24076 - Macquarie Park - Public Domain	593,143	593,143	301,681	Completed	✔	100%	✔	Works completed.
<b>Total Town Centre Upgrades</b>	<b>593,143</b>	<b>593,143</b>	<b>301,681</b>					
<b>Traffic Facilities Construction</b>								
47.24191 - Wombat crossing Morrison/ Linsley	47,434	47,434	45,950	Completed	✔	100%	✔	Project completed.
47.24190 - Traffic Calming devices (RTA - Lane Cove Tunnel)	42,071	42,071	33,636	Completed		100%	✔	Project completed.
47.24262 - Shaftsbury/ Glen Roundabout	95,000	95,000	12,139	Planning		10%	🟢	Resolving Telstra & residents concerns.
47.24192 - Raised crossing Brush Rd outside Marsden High School	18,203	18,203	1,649	Completed	✔	100%	✔	Project completed.
47.24187 - Pittwater Rd/Field for Mars Roundabout (RTA)	224,710	224,710	253,773	Completed		100%	✔	Project completed.
47.24264 - Pedestrian Refuge Islands	30,000	30,000	5,570	Implementation		20%	🟢	Construction commenced.
47.24261 - North & Willow Roundabout	150,000	150,000	91,472	Implementation		80%	🟢	Construction in progress.
47.24193 - Kerb Ramps	60,000	60,000	61,664	Completed	✔	100%	✔	Project completed.
47.24263 - Curzon Street / Smith Street Pedestrian Raised Threshold	35,000	35,000	936	Planning		10%	🟢	Project in design phase.
47.24185 - Andrew Street slow points (BLACKSPOT)	0	0	5,100	Completed		100%	✔	Project completed.
<b>Total Traffic Facilities Construction</b>	<b>702,418</b>	<b>702,418</b>	<b>511,889</b>					

## Capital Quarterly Status Report Period Ended March 2011





### Status Legend

⊖	On track
✗	Action required
✓	Complete
⊖	Not Started

	10/11 Current Budget	Mar Revised Budget	10/11 YTD Actual	Project Stage (as per PM CoR)	Carry Over Project	% project / deliverable complete (life of project)	Status of Project	March 2011 Comments
<b>Capital Projects</b>								
<b>Outcome Area: Assets</b>								
<b>Water Quality Improvement</b>								
52.21012 - Water Reuse in Meadowbank Park (Meadowbank Park Upgrade)	37,082	37,082	4,529	Closure	✓	95%	✗	Project requires additional works for commissioning .
52.21033 - Terrys Creek Rehabilitation - Yarramar Reserve (Design)	20,000	20,000	516	Implementation		10%	⊖	Scope finalised, awaiting survey.
52.21030 - Olympic Park - Gross Pollutant Traps	130,000	130,000	81,132	Completed		100%	✓	Project completed.
52.21031 - Kittys Creek Reserve - Gross Pollutant Trap	130,000	130,000	0	Implementation		100%	✓	Project completed.
52.21032 - Kittys & Martins Creek Wetland - Kittys Creek Reserve (Plann	50,000	50,000	1,073	Implementation		15%	⊖	Scope finalised, awaiting survey.
52.21029 - Eastwood Town Centre - Gross Pollutant & Litter Traps	130,000	130,000	0	Implementation		10%	⊖	Tender awarded, construction commence Q4.
<b>Total Water Quality Improvement</b>	<b>497,082</b>	<b>497,082</b>	<b>87,250</b>					
<b>Total Deliverable</b>	<b>18,410,409</b>	<b>18,410,409</b>	<b>5,539,839</b>	<b>Implementation</b>			⊖	<b>The majority of capital works projects are tracking to plan.</b>
<b>Other Capital Expenditure</b>								
47.24087 - Implement Integrated Transport Strategy	89,151	89,151	96,289	Completed	✓	100%	✓	Project completed.
47.24083 - Bus Shelter Construction	78,450	78,450	54,640	Implementation		80%	⊖	One shelter relocated, second shelter site works commenced.
<b>Total Other Capital Expenditure</b>	<b>167,601</b>	<b>167,601</b>	<b>150,929</b>					
<b>Town Centre Upgrades</b>								
47.24101 - Ryde Town Centre - Public Domain-Adjacent to Top Ryde Shoppi	1,660,000	1,660,000	713	Planning	✓	10%	⊖	Planning in progress.
47.24074 - Eastwood Town Centre	29,000	29,000	945	Implementation	✓	20%	⊖	Awaiting finalisation of contract payment.
<b>Total Town Centre Upgrades</b>	<b>1,689,000</b>	<b>1,689,000</b>	<b>1,658</b>					
<b>Traffic Facilities Construction</b>								
47.24073 - West Parade/Hillview Road Roundabout	8,956	8,956	69,233	Completed	✓	100%	✓	Project completed.
<b>Total Traffic Facilities Construction</b>	<b>8,956</b>	<b>8,956</b>	<b>69,233</b>					

**Capital Quarterly Status Report Period Ended March 2011**





**Status Legend**


-  On track
-  Action required
-  Complete
-  Not Started

	10/11 Current Budget	Mar Revised Budget	10/11 YTD Actual	Project Stage (as per PM CoR)	Carry Over Project	% project / deliverable complete (life of project)	Status of Project	March 2011 Comments
--	----------------------------	--------------------------	---------------------	----------------------------------	--------------------------	---	----------------------	---------------------

**Capital Projects**





**Outcome Area: Assets**

<b>Water Quality Improvement</b>								
51.21020 - Strangers Creek - Restoration/Remediation	110,470	110,470	127,828	Completed		100%		Project completed.
51.21018 - Santa Rosa Park - Shrimptons Creek Remediation	0	0	24,437	Completed		100%		Project completed.
51.21013 - Buffalo Creek - Restoration/Remediation	0	0	2,368	Completed		100%		Project completed.
<b>Total Water Quality Improvement</b>	<b>110,470</b>	<b>110,470</b>	<b>154,633</b>					

<b>Total Deliverable</b>	<b>1,976,027</b>	<b>1,976,027</b>	<b>376,453</b>	<b>Implementation</b>				<b>The majority of capital works projects are tracking to plan.</b>
--------------------------	------------------	------------------	----------------	-----------------------	--	--	---	---

# Capital Quarterly Status Report Period Ended March 2011

**Status Legend**


-  On track
-  Action required
-  Complete
-  Not Started

	10/11 Current Budget	Mar Revised Budget	10/11 YTD Actual	Project Stage (as per PM_CoR)	Carry Over Project	% project / deliverable complete (life of project)	Status of Project	March 2011 Comments
--	----------------------------	--------------------------	---------------------	----------------------------------	-----------------------	---	----------------------	---------------------

## Capital Projects












### Outcome Area: Governance


To gain approval for preferred option for IT Disaster Recovery site and systems      Due Date:      Sep-10

<b>Information Management</b>								
24.11419 - Disaster Recovery Site	157,800	157,800	119,187	Completed		100%		Principle goal achieved for SAN.
<b>Total Information Management</b>	<b>157,800</b>	<b>157,800</b>	<b>119,187</b>					

<b>Total Deliverable</b>	<b>157,800</b>	<b>157,800</b>	<b>119,187</b>	<b>Completed</b>		100%		<b>Principle goal achieved for SAN.</b>
--------------------------	----------------	----------------	----------------	------------------	--	------	---	---





To implement all IT capital projects as approved in the 2010/2011 Capital Works Program      Due Date:      Jun-11

<b>Information Management</b>								
24.11414 - Upgrade PC/Security-IRM Storage area	10,000	10,000	0	Not Started				To be carried over to 2011-2012.
24.11410 - PC Hardware Replacement	35,000	35,000	34,010	Not Applicable		99%		Ongoing replacement of PCs as they become unrepairable.
24.11412 - O/Head Projectors Replacement	10,000	10,000	9,950	Completed		100%		All goals achieved.
24.11415 - Network Software Administration	33,200	33,200	0	Completed		100%		Software change approved by ODBIG and installed/expended.
24.11413 - Mobile Car Printers for Inspection (H&B)	5,000	5,000	0	Not Started				To be carried over to 2011-2012 in conjunction with global technology change using Smart Phones.
24.11407 - Library-Public Access PCs (CoR Centre)	156,559	156,559	880	Implementation		99%		All technical fit-out costs will be finalised by 30 April.
24.11418 - Implement Thin Client Technology	380,000	380,000	143,489	Implementation		50%		Project on hold as resources reallocated to TopRyde Tech Fitout. To restart 05 May.
24.11409 - High Speed Scanner/OCR matching software	44,000	44,000	0	Planning		50%		
24.11416 - Expansion of Memory- Storage	45,000	45,000	43,989	Completed		100%		All goals achieved.
24.11411 - Call Centre Display Boards/headsets	35,000	35,000	12,692	Completed		100%		All goals achieved.
24.11408 - AO Scanner/Printer/Plan Copier (PW)	70,000	70,000	70,700	Completed		100%		All goals achieved.
<b>Total Information Management</b>	<b>823,759</b>	<b>823,759</b>	<b>315,710</b>					

<b>Total Deliverable</b>	<b>823,759</b>	<b>823,759</b>	<b>315,710</b>	<b>Implementation</b>		70%		<b>Project is progressing well</b>
--------------------------	----------------	----------------	----------------	-----------------------	--	-----	---	------------------------------------

# Capital Quarterly Status Report Period Ended March 2011

**Status Legend**

-  On track
-  Action required
-  Complete
-  Not Started


	10/11 Current Budget	Mar Revised Budget	10/11 YTD Actual	Project Stage (as per PM_CoR)	Carry Over Project	% project / deliverable complete (life of project)	Status of Project	March 2011 Comments
--	----------------------------	--------------------------	---------------------	----------------------------------	-----------------------	---	----------------------	---------------------


## Capital Projects

### Outcome Area: Governance


To provide an expanded ebusiness capability to enable internal and external customers to conduct business with Council and access information electronically: **Due Date: Jun-11**


- Implement S149/603 Certificates with online payment
- Implement Online Inquiry
- Improve DA Online Application Process

<b>Information Management</b> 24.11417 - Lodgement of DAs, Payment options etc	75,000	75,000	63,320	Implementation		75%		S149/603 project completed and online for public use. Online Enquiry for LEP data is online for staff use only. Online DA Submission project is at phase 2 nearing completion but will be on hold until T1 data 'cleansing' completed.
<b>Total Information Management</b>	<b>75,000</b>	<b>75,000</b>	<b>63,320</b>					

<b>Total Deliverable</b>	<b>75,000</b>	<b>75,000</b>	<b>63,320</b>	<b>Implementation</b>		<b>75%</b>		<b>S149/603 project completed and online for public use. Online Enquiry for LEP data is online for staff use only. Online DA Submission project is at phase 2 nearing completion but will be on hold until T1 data 'cleansing' completed.</b>
--------------------------	---------------	---------------	---------------	-----------------------	--	------------	---	---

**Other Deliverables** **Due Date: Jun-11**





<b>Information Management</b> 24.11428 - IBIS Software - Purchase	33,000	33,000	31,840	Completed		100%		Software installed, used for determining rates for 4 Year Delivery Plan for 2011-2015.
<b>Total Information Management</b>	<b>33,000</b>	<b>33,000</b>	<b>31,840</b>					

24.11045 - CHRIS 21 Upgrade	50,000	50,000	33,116	Completed		100%		Upgrade now installed and working - rollout in progress
<b>Total</b>	<b>50,000</b>	<b>50,000</b>	<b>33,116</b>					

<b>Total Deliverable</b>	<b>83,000</b>	<b>83,000</b>	<b>64,955</b>	<b>Completed</b>		<b>100%</b>		<b>New software has been installed and rollout complete.</b>
--------------------------	---------------	---------------	---------------	------------------	--	-------------	---	--

## Non-Capital Quarterly Status Report Period Ended March 2011

### Status Legend


-  On track
-  Action required
-  Complete
-  Not Started


	10/11 Current Budget	Mar Revised Budget	10/11 YTD Actual	Project Stage (as per PM CoR)	Carry Over Project	% project / deliverable complete (life of project)	Status of Project	March 2011 Comments
--	----------------------------	--------------------------	---------------------	----------------------------------	--------------------------	---	----------------------	---------------------

### Non - Capital Projects


#### Outcome Area: People


Deliver and co-ordinate the Australian Local Government Women's Association National Conference Due Date: Nov-10

62.11370 - ALGWA Conference	50,000	50,000	53,774	Completed		100%		Reconciliation complete, \$19k to be returned to ALGWA
<b>Total</b>	<b>50,000</b>	<b>50,000</b>	<b>53,774</b>					


<b>Total Deliverable</b>	<b>50,000</b>	<b>50,000</b>	<b>53,774</b>	<b>Completed</b>		<b>100%</b>	<b></b>	<b>Project completed</b>
--------------------------	---------------	---------------	---------------	------------------	--	-------------	--	--------------------------


To complete a 'Best Value Review' of the Sporting policies and procedures and maintenance arrangements for all community sporting facilities to ensure equitable/affordable access for users to sporting facilities Due Date: Mar-11

<b>Corporate Sustainability</b> 77.11373 - Sportfields - Best Value Review	60,000	60,000	0	Planning		20%		Consultant has been engaged and initial works have commenced on Review. Meeting of Challenge Committee to be held on 13 May and review to be conducted as per Project Plan.
<b>Total Corporate Sustainability</b>	<b>60,000</b>	<b>60,000</b>	<b>0</b>					

<b>Total Deliverable</b>	<b>60,000</b>	<b>60,000</b>	<b>0</b>	<b>Planning</b>		<b>20%</b>	<b></b>	<b>Challenge Committee to meet with Consultant in early May.</b>
--------------------------	---------------	---------------	----------	-----------------	--	------------	--	--

To redesign the City of Ryde website to improve interactivity and user friendliness Due Date: Nov-10





66.11427 - Website Upgrade	50,000	50,000	0	Planning		75%		Design under review
<b>Total</b>	<b>50,000</b>	<b>50,000</b>	<b>0</b>					

<b>Total Deliverable</b>	<b>50,000</b>	<b>50,000</b>	<b>0</b>	<b>Planning</b>		<b>75%</b>	<b></b>	<b>The website review is progressing well. The delivery date has been extended to quarter four.</b>
--------------------------	---------------	---------------	----------	-----------------	--	------------	--	---



# Non-Capital Quarterly Status Report Period Ended March 2011

**Status Legend**








-  On track
-  Action required
-  Complete
-  Not Started


	10/11 Current Budget	Mar Revised Budget	10/11 YTD Actual	Project Stage (as per PM_CoR)	Carry Over Project	% project/ complete (life of project)	Status of Project	March 2011 Comments
--	----------------------------	--------------------------	---------------------	----------------------------------	--------------------------	---	----------------------	---------------------



## Non - Capital Projects


### Outcome Area: People

To deliver on Capital Works projects as outlined in the 2010-2011 Capital Works Program (with 90% completion, 100% commencement & 100% compliance) Due Date: Jun-11

76.11176 - Olympic Park Plan of Management	8,900	8,900	0	Not Started		-		Not started.
64.11421 - Granny Smith Festival - 25th Anniversary Celebration	0	0	1,551	Completed		-		
76.11107 - Field of Mars Initiation of Action Plan	92,693	92,693	91	Planning		50%		Design of track and boardwalk at Field of Mars completed. Contractor chosen and final discussions to be conducted with stakeholders to confirm all works.
76.11020 - Brush Farm Park - Initiation of Action Plan	93,801	93,801	4,568	Implementation		60%		Works in progress.
<b>Total</b>	<b>195,394</b>	<b>195,394</b>	<b>6,211</b>					





Sporting Facilities								
54.22046 - NSROC Regional Sporting Plan	10,000	10,000	0	Completed		100%		Plan completed and adopted by NSROC.
<b>Total Sporting Facilities</b>	<b>10,000</b>	<b>10,000</b>	<b>0</b>					

Trees & Planning								
54.22047 - Open Space Masterplans	50,000	50,000	37,933	Planning		90%		Draft Meadowbank and Memorial Parks Masterplan completed and scheduled to be placed on public exhibition in Q4. Environmental Protection Zone review for Putney park and Ryde Riverside Reserve completed and will be publicly exhibited to public in Q4.
54.22048 - Integrated Open Space MasterPlan	90,000	90,000	116	Planning		40%		Project has commenced with stages 1 and 2 completed and Stage 3 (of 6) of Project underway. This will include second PCG Meeting, Community Forums, Councillor Workshop and Meeting with Executive Team to be completed in May 2011. Plan is scheduled to be completed by December 2011.
<b>Total Trees &amp; Planning</b>	<b>140,000</b>	<b>140,000</b>	<b>38,049</b>					

<b>Total Deliverable</b>	<b>345,394</b>	<b>345,394</b>	<b>44,260</b>	<b>Planning</b>		<b>35%</b>		<b>Majority of projects are in accordance with initial plans.</b>
--------------------------	----------------	----------------	---------------	-----------------	--	------------	---	---

# Non-Capital Quarterly Status Report Period Ended March 2011

**Status Legend**

-  On track
-  Action required
-  Complete
-  Not Started

	10/11 Current Budget	Mar Revised Budget	10/11 YTD Actual	Project Stage (as per PM_CoR)	Carry Over Project	% project / deliverable complete (life of project)	Status of Project	March 2011 Comments
--	----------------------------	--------------------------	---------------------	----------------------------------	--------------------------	---	----------------------	---------------------

## Non - Capital Projects

### Outcome Area: People

To deliver on Capital Works projects as outlined in the 2010-2011 Due Date: Jun-11  
 Capital Works Program (with 90% completion, 100% commencement & 100% compliance)

69.11360 - Multicultural Community Development - Grant funded	88,189	88,189	0	Not Started		-	⊖	The grant fund for this project were not received, therefore the project will not proceed. This project was linked to the Cultural Spaces Plan and has been scheduled for 4th quarter
69.11281 - Brush Farm House Business Plan	50,000	50,000	0	Initiation			🔄	
<b>Total</b>	<b>138,189</b>	<b>138,189</b>	<b>0</b>					

<b>Total Deliverable</b>	<b>138,189</b>	<b>138,189</b>	<b>0</b>	<b>Initiation</b>			🔄	<b>The majority of capital works projects are tracking to plan</b>
--------------------------	----------------	----------------	----------	-------------------	--	--	---	--





To deliver on Capital Works projects as outlined in the 2010-2011 Due Date: Jun-11  
 Capital Works Program (with 90% completion, 100% commencement & 100% compliance)

<b>Trees &amp; Planning</b>								
54.22025 - Plans of Management	6,000	6,000	0	Not Started	✓	-	⊖	Not yet commenced due to staff shortage and backlog of works.
<b>Total Trees &amp; Planning</b>	<b>6,000</b>	<b>6,000</b>	<b>0</b>					

<b>Total Deliverable</b>	<b>6,000</b>	<b>6,000</b>	<b>0</b>	<b>Not Started</b>			⊖	<b>Not yet commenced due to staff shortage and backlog of works.</b>
--------------------------	--------------	--------------	----------	--------------------	--	--	---	--

# Non-Capital Quarterly Status Report Period Ended March 2011

**Status Legend**


-  On track
-  Action required
-  Complete
-  Not Started


	10/11 Current Budget	Mar Revised Budget	10/11 YTD Actual	Project Stage (as per PM_CoR)	2009/10 Carry Over Project	% project / deliverable complete (life of project)	Status of Project	March 2011 Comments
--	----------------------------	--------------------------	---------------------	----------------------------------	-------------------------------------	---	----------------------	---------------------

## Non - Capital Projects


### Outcome Area: Assets


Due Date: Jun-11

53.10310 - Parramatta River Catchments Floodplain Risk Management Study	90,000	90,000	3,131	Planning		30%		Contract awarded.
<b>Total</b>	<b>90,000</b>	<b>90,000</b>	<b>3,131</b>					

<b>Total Deliverable</b>	<b>90,000</b>	<b>90,000</b>	<b>3,131</b>	<b>Planning</b>		<b>30%</b>	<b></b>	<b>Contract awarded.</b>
--------------------------	---------------	---------------	--------------	-----------------	--	------------	--	--------------------------




Due Date: Jun-11


53.10309 - Buffalo & Kitty's Creek Floodplain Risk Management Study & P	0	0	2,293	Not Applicable		-		Project deferred subject to external funding.
<b>Total</b>	<b>0</b>	<b>0</b>	<b>2,293</b>					

<b>Total Deliverable</b>	<b>0</b>	<b>0</b>	<b>2,293</b>	<b>Not Applicable</b>		<b>-</b>	<b></b>	<b>Project deferred subject to external funding.</b>
--------------------------	----------	----------	--------------	-----------------------	--	----------	---	--

To deliver on Capital Works projects as outlined in the 2010-2011 Capital Works Program (with 90% completion, 100% commencement & 100% compliance)





Due Date: Jun-11

53.10308 - Macquarie Park Floodplain Risk Management Study & Plan OPEX	90,000	90,000	75,666	Completed		100%		Project completed.
53.10306 - Flood & Drainage Studies OPEX	216	216	1,216	Completed		100%		Project completed.
53.10307 - Eastwood Floodplain Risk Management Study & Plan OPEX	0	0	2,348	Completed		100%		Project completed.
<b>Total</b>	<b>90,216</b>	<b>90,216</b>	<b>79,230</b>					

<b>Total Deliverable</b>	<b>90,216</b>	<b>90,216</b>	<b>79,230</b>	<b>Completed</b>		<b>100%</b>	<b></b>	<b>Projects completed.</b>
--------------------------	---------------	---------------	---------------	------------------	--	-------------	--	----------------------------

## Non-Capital Quarterly Status Report Period Ended March 2011

### Status Legend


-  On track
-  Action required
-  Complete
-  Not Started


	10/11 Current Budget	Mar Revised Budget	10/11 YTD Actual	Project Stage (as per PM_CoR)	Carry Over Project	% project / deliverable complete (life of project)	Status of Project	March 2011 Comments
--	----------------------------	--------------------------	---------------------	----------------------------------	--------------------------	---	----------------------	---------------------

### Non - Capital Projects


#### Outcome Area: Environment


Complete final year community engagement actions of Grant Funded Due Date: Jun-11  
 Catchment Connections Project involving 5 catchments through 6  
 community workshops, 12 bushwalks, 150 home visits advisory  
 services and bush regeneration activities to satisfy grant  
 requirements and produce final report

Urban Sustainability Catchment Connections 84.11036 - Catchment Connections Project	143,002	143,002	32,957	Implementation		80%		Progress report completed in February 2011 and approved by Department of Environment, Climate Change and Water (DECCW).
<b>Total Urban Sustainability Catchment Connections</b>	<b>143,002</b>	<b>143,002</b>	<b>32,957</b>					

<b>Total Deliverable</b>	<b>143,002</b>	<b>143,002</b>	<b>32,957</b>	<b>Implementation</b>		<b>80%</b>	<b></b>	<b>The project is on track.</b>
--------------------------	----------------	----------------	---------------	-----------------------	--	------------	--	---------------------------------





Deliver Stage 1 of DECCW Grant Funded 'River to River - Reconnecting 2 key Sydney wildlife corridors' Project with partners SMCMA and Hunters Hill Council through targeted field surveys and strategic corridor planting to create new habitat and promote biodiversity Due Date: Jun-11

Urban Sustainability Catchment Connections 84.11358 - River to River Corridors Project	118,039	118,039	23,843	Implementation		25%		Commenced social values surveys this quarter and completed Spring 2010 bird survey report in study area. Draft Ecological/Recreation/Landscape Report received and under review.
<b>Total Urban Sustainability Catchment Connections</b>	<b>118,039</b>	<b>118,039</b>	<b>23,843</b>					

<b>Total Deliverable</b>	<b>118,039</b>	<b>118,039</b>	<b>23,843</b>	<b>Implementation</b>		<b>25%</b>	<b></b>	<b>The project is on track.</b>
--------------------------	----------------	----------------	---------------	-----------------------	--	------------	--	---------------------------------

## Non-Capital Quarterly Status Report Period Ended March 2011

### Status Legend


-  On track
-  Action required
-  Complete
-  Not Started

	10/11 Current Budget	Mar Revised Budget	10/11 YTD Actual	Project Stage (as per PM_CoR)	Carry Over Project	% project / deliverable complete (life of project)	Status of Project	March 2011 Comments
--	----------------------------	--------------------------	---------------------	----------------------------------	--------------------------	---	----------------------	---------------------

### Non - Capital Projects


#### Outcome Area: Environment


Implement a campaign to promote the services and products of the Building and Development Advisory Service Due Date: Jun-11

<b>Town Centres</b> 41.11420 - Macquarie Park Marketing Strategy	95,000	95,000	0	Implementation		10%		The consultants brief was reviewed and finalised in this quarter to ensure the tasks and deliverables were targeted to establishing a marketing plan for the Corridor. The project has been further delayed due to the departure of the Place Manager in early March, who was managing the project.
<b>Total Town Centres</b>	<b>95,000</b>	<b>95,000</b>	<b>0</b>					

<b>Total Deliverable</b>	<b>95,000</b>	<b>95,000</b>	<b>0</b>	<b>Implementation</b>		<b>10%</b>		<b>The project has been delayed due to focusing of the project on a marketing plan and issues associated with managing the project.</b>
--------------------------	---------------	---------------	----------	-----------------------	--	------------	---	---





Implement a Sustainable Business Water, Energy and Waste Audit Project by targeting 50 local Small and Medium Enterprises over 3 years to promote sustainable business operations Due Date: Jun-11

84.11338 - Business Audit Program	65,452	65,452	40,954	Implementation		50%		Project on track with 18 audits completed.
<b>Total</b>	<b>65,452</b>	<b>65,452</b>	<b>40,954</b>					

<b>Total Deliverable</b>	<b>65,452</b>	<b>65,452</b>	<b>40,954</b>	<b>Implementation</b>		<b>50%</b>		<b>The project is on track.</b>
--------------------------	---------------	---------------	---------------	-----------------------	--	------------	---	---------------------------------

## Non-Capital Quarterly Status Report Period Ended March 2011

### Status Legend

-  On track
-  Action required
-  Complete
-  Not Started

	10/11 Current Budget	Mar Revised Budget	10/11 YTD Actual	Project Stage (as per PM_CoR)	Carry Over Project	% project / deliverable (life of project)	Status of Project	March 2011 Comments
--	----------------------------	--------------------------	---------------------	----------------------------------	--------------------------	--	----------------------	---------------------






### Non - Capital Projects

#### Outcome Area: Environment

To develop the City wide land use planning strategy to support the development of the Comprehensive Local Environmental Plan (DLEP 2011), this will include background studies in:

- Centre and Corridors
- Housing
- Employment
- Parks (Open Space)
- Community & Culture
- Environment
- Transport
- Heritage





Due Date: Jun-11

<b>Consolidated LEP for Ryde</b> 41.11061 - Consolidated LEP for Ryde	41,555	41,555	0	Implementation		60%		The draft LEP was submitted to the Department of Planning in the last quarter and during this quarter the Department have been assessing the draft plan for compliance against the Standard Instrument. Council is awaiting the issue of the Section 65 certificate enabling the exhibition of the draft plan.
<b>Total Consolidated LEP for Ryde</b>	<b>41,555</b>	<b>41,555</b>	<b>0</b>					
<b>Town Centres</b> 41.11087 - Eastwood Master Plan	95,000	95,000	0	Implementation		10%		The additional funds for the project to allow detailed consideration of community and cultural issues was approved in early March. The brief was sent out to a number of consultants in late March 2011.
<b>Total Town Centres</b>	<b>95,000</b>	<b>95,000</b>	<b>0</b>					
<b>Town Centre Upgrades</b> 41.11267 - West Ryde Master Plan	52,952	52,952	39,832	Implementation		70%		The preliminary draft DCP was prepared in this quarter.
<b>Total Town Centre Upgrades</b>	<b>52,952</b>	<b>52,952</b>	<b>39,832</b>					
<b>Total Deliverable</b>	<b>189,507</b>	<b>189,507</b>	<b>39,832</b>	<b>Implementation</b>		<b>60%</b>		<b>The DLEP 2011 and West Ryde projects are progressing well. The timeframes to secure the additional funds for the Eastwood project has delayed the recruitment of consultants and commencement of the project.</b>



## Non-Capital Quarterly Status Report Period Ended March 2011

### Status Legend


-  On track
-  Action required
-  Complete
-  Not Started


	10/11 Current Budget	Mar Revised Budget	10/11 YTD Actual	Project Stage (as per PM_CoR)	Carry Over Project	% project / deliverable complete (life of project)	Status of Project	March 2011 Comments
--	----------------------------	--------------------------	---------------------	----------------------------------	--------------------------	---	----------------------	---------------------

### Non - Capital Projects


#### Outcome Area: Environment


To develop the Citywide Comprehensive Local Environmental Plan that supports the community outcomes in Ryde 2030 Community Strategic Plan **Due Date: Jun-11**



41.11374 - Aboriginal Heritage Office Partnership	34,000	34,000	25,274	Planning		20%		The Aboriginal Site Management Report was circulated to a number of Units within Council for comment.
<b>Total</b>	<b>34,000</b>	<b>34,000</b>	<b>25,274</b>					

<b>Total Deliverable</b>	<b>34,000</b>	<b>34,000</b>	<b>25,274</b>	<b>Planning</b>		20%		<b>The project is on track.</b>
--------------------------	---------------	---------------	---------------	-----------------	--	-----	---	---------------------------------

Undertake a Best Value Review of Development Assessment process to review assessment process, developers levy and fee processes and make recommendations for improvements to the development control plans and development processes to enable faster assessment **Due Date: Jun-11**





<b>Corporate Sustainability</b> 28.11373 - Assessment - Best Value Review	20,000	20,000	8,065	Implementation		50%		Second Challenge Group scheduled for 5 May to allow finalisation of staff consultation and benchmarking, and preparation of metrics report.
<b>Total Corporate Sustainability</b>	<b>20,000</b>	<b>20,000</b>	<b>8,065</b>					

<b>Total Deliverable</b>	<b>20,000</b>	<b>20,000</b>	<b>8,065</b>	<b>Implementation</b>		50%		<b>The project is on track.</b>
--------------------------	---------------	---------------	--------------	-----------------------	--	-----	---	---------------------------------

<b>Administration</b> 41.11041 - Centres Strategy	59,272	59,272	27,354	Implementation		50%		Draft Development controls plan for Blenheim Road Centre was submitted to Council for review. Work commenced on the controls for Lakeside Avenue Eastwood. The traffic study for Cox's Road is progress well.
<b>Total Administration</b>	<b>59,272</b>	<b>59,272</b>	<b>27,354</b>					

## Non-Capital Quarterly Status Report Period Ended March 2011


### Status Legend





-  On track
-  Action required
-  Complete
-  Not Started


	10/11 Current Budget	Mar Revised Budget	10/11 YTD Actual	Project Stage (as per PM_CoR)	Carry Over Project	% project / deliverable (life of project)	Status of Project	March 2011 Comments
--	----------------------------	--------------------------	---------------------	----------------------------------	--------------------------	--	----------------------	---------------------

### Non - Capital Projects

#### Outcome Area: Environment

<b>Education &amp; Promotion</b> 32.11175 - Weeds Management	16,617	16,617	117	Planning		10%		Revised scope of works approved by DECCW this quarter. Period for completion of work has been extended to December 2011. Works to start next quarter and extended into next financial year as grant funds are expended.
<b>Total Education &amp; Promotion</b>	<b>16,617</b>	<b>16,617</b>	<b>117</b>					

31.11246 - Sustainable Transport Management	135,000	135,000	88,825	Implementation		75%		Transport Access Guides (TAG) are being coordinated through 'Go Active to School' Project. The Cox's Street Mall TAG is on track for May 2011 but the second TAG for Balaclava Road Shops is experiencing some delays awaiting comments from the local school. Top Ryder Community Bus continued to prove a very popular service for the local community with over 13,888 passengers transported this quarter.
31.11405 - Climate Change Management	55,770	55,770	7,163	Implementation		50%		Climate Change Vulnerability Mapping Project commenced this quarter to inform Draft Climate Change Adaptation Plan due end of next quarter. Council resolved to join the City Switch Program next year. Climate Change and Sustainability Advisory Committee endorsed Draft Climate Change Mitigation Plan, now under management review.
35.11393 - Boarding House Project	70,000	70,000	59,317	Implementation		95%		Final consultants reports received. To be presented to Council on 19 April 2011.
<b>Total</b>	<b>260,770</b>	<b>260,770</b>	<b>155,305</b>					

<b>Total Deliverable</b>	<b>336,659</b>	<b>336,659</b>	<b>182,776</b>	<b>Implementation</b>				<b>The Projects are on track.</b>
--------------------------	----------------	----------------	----------------	-----------------------	--	--	---	-----------------------------------

## Non-Capital Quarterly Status Report Period Ended March 2011

### Status Legend

- (C) On track
- X Action required
- v Complete
- ⊖ Not Started

	10/11 Current Budget	Mar Revised Budget	10/11 YTD Actual	Project Stage (as per PM_CoR)	Carry Over Project	% project / deliverable complete (life of project)	Status of Project	March 2011 Comments
--	----------------------------	--------------------------	---------------------	----------------------------------	-----------------------	---	----------------------	---------------------

### Non - Capital Projects

#### Outcome Area: Governance

To develop the Ryde 2030 Community Strategic Plan involving broad engagement to develop a strategic vision for the City which reflects the community vision for the City by June 2011  
**Due Date: Jun-11**

10.11311 - Ryde 2021 Community Strategic Plan	89,985	89,985	13,271	Implementation	<span style="color: orange;">v</span>	90%	<span style="color: green;">(C)</span>	The Ryde 2021 Community Strategic Plan is nearing completion and will be available for public exhibition in April
<b>Total</b>	<b>89,985</b>	<b>89,985</b>	<b>13,271</b>					

<b>Total Deliverable</b>	<b>89,985</b>	<b>89,985</b>	<b>13,271</b>	<b>Implementation</b>		90%	<span style="color: green;">(C)</span>	<b>The Ryde 2021 Community Strategic Plan is nearing completion and will be available for public exhibition in April</b>
--------------------------	---------------	---------------	---------------	-----------------------	--	-----	--	--

To undertake a Staff Culture Survey for the organisation that provides current state of organisation, areas for future development and appropriate tools for the measurement of values and behaviours  
**Due Date: Feb-11**

Corporate Sustainability 22.11371 - Corporate Training & Development Survey	80,000	80,000	59,023	Completed		100%	<span style="color: orange;">v</span>	All phases have been completed, data collection and delivery of results. Teams continue to work on improving their areas using the results
<b>Total Corporate Sustainability</b>	<b>80,000</b>	<b>80,000</b>	<b>59,023</b>					

<b>Total Deliverable</b>	<b>80,000</b>	<b>80,000</b>	<b>59,023</b>	<b>Completed</b>		100%	<span style="color: orange;">v</span>	<b>All phases have been completed, data collection and delivery of results.</b>
--------------------------	---------------	---------------	---------------	------------------	--	------	---------------------------------------	---


**Other Deliverables** **Due Date: Jun-11**

22.11426 - Contract Administration Training	49,500	49,500	0	Planning	<span style="color: orange;">v</span>	30%	<span style="color: red;">X</span>	Quotes called for the engagement of external providers to assist in development and delivery of contract administration accreditation. Accreditation process unlikely to be completed in current financial year
<b>Total</b>	<b>49,500</b>	<b>49,500</b>	<b>0</b>					

<b>Total Deliverable</b>	<b>49,500</b>	<b>49,500</b>	<b>0</b>	<b>Planning</b>		30%	<span style="color: red;">X</span>	<b>Quotes called for the engagement of external providers to assist in development and delivery of contract administration accreditation. Accreditation process unlikely to be completed in current financial year</b>
--------------------------	---------------	---------------	----------	-----------------	--	-----	------------------------------------	--

## Base Budget Quarterly Status Report Period Ended March 2011





### Status Legend













-  On track
-  Action required
-  Complete
-  Not Started

People Project Deliverables	Program	Due Date	Service Unit	% project complete (life of project)	Status of Project	March 2011 Comments
To develop the Community Facilities plan to identify specific types of facilities for specific locations including indicative costings for inclusion in the 10 year financial plan	Community Facilities	Jun-11	Community & Culture	50%	✘	This Project is being held over to next financial year where a more comprehensive project is planned.
To develop a Cultural Facilities Plan to identify an appropriate location, type of facility and indicative costings	Arts & Culture	Apr-11	Community & Culture	75%	🟢	Stage one of project complete. Final draft report submitted to Executive Team. Action plan for stage 2 to be submitted to Executive Team in April.
To review the operations of the Community and Culture Service Unit to identify how the unit complements the Ryde 2030 Outcomes Model	Community Development	Jun-11	Community & Culture	70%	🟢	Principles for the Review agreed. Accountabilities revised. Draft model of Unit operation developed.
To develop alternative business models for Brush Farm House	Arts & Culture	Dec-10	Group Manager Community Life	50%	✘	The Cultural Facilities Plan project is near completion and includes a proposal for way forward and future use of Brush Farm House. An Action Plan for stage 2 of the plan to identify details or way forward for any future use of Brush Farm House will be presented to the Executive in April.
Investigate operating models for ELS Hall	Sports & Recreation	Dec-10	Group Manager Community Life	100%	✔	Operating model approved by Council
Develop a Library Technology Plan that outlines the potential for emerging technologies	Libraries	Jun-11	Library	20%	🟢	Progress slowed by preparation for the relocation of Ryde Library. Draft will be completed by June & final document will be completed in the next FY
To implement the Bushland Plan of Management undertaking regeneration of 20 identified sites	Environment	Jun-11	Open Space	80%	🟢	Maintenance contracts are operating and works in accordance with priorities identified in Bushland Plan of Management. Works being finalised for construction of new walking track at Field of Mars Reserve and step upgrades at Brush Farm and Lambert Parks.
To complete a 'Best Value Review' of the Sporting policies and procedures and maintenance arrangements for all community sporting facilities to ensure equitable/affordable access for users to sporting facilities	Sports & Recreation	Mar-11	Open Space	25%	✘	Consultant has been engaged and initial works have commenced on Review. Meeting of Challenge Committee to be held on 13 May and review to be conducted as per Project Plan.
To review current Tree Management processes and procedures to comply with the requirements of the LEP/DCP 2008	Trees and Tree Management	Dec-10	Open Space	40%	✘	Review of DCP is continuing and report on findings to be presented to Council in July 11.
Investigate the feasibility of a 'Wave Rider' for the Ryde Aquatic Leisure Centre	Leisure	Jun-11	Ryde Aquatic Leisure Centre	60%	🟢	Parks Asset team has prepared concept drawings & indicative costings. Manager Waste & Fleet, Group Manager Corporate Service & Chief Financial Officer have all reviewed financial forecast. Concept to be presented to ET, then to go to Council.
To develop a corporate branding strategy for the City of Ryde to promote dialogue with residents and partners to improve the visibility of Council services	Marketing & Communications	Sep-10	Community Relations	90%	✘	A corporate identity and brand concept has been received and implemented for Library and Business and Planning centre. This is being further developed over quarter 4 to bring alignment with the Ryde 2021 Community Strategic Plan. Implementation of the final brand identity has been scheduled for 2011/12.

## Base Budget Quarterly Status Report Period Ended March 2011





### Status Legend










-  On track
-  Action required
-  Complete
-  Not Started

Assets Project Deliverables	Program	Due Date	Service Unit	% project complete (life of project)	Status of Project	March 2011 Comments
To finalise Council's Public Domain Standard Technical Specifications and Drawings Document to guide Town Centre renewal program	Town Centres	Mar-11	Access	25%		Town Centre DCPs reviewed to assess additional and altered requirements, mainly relating to multi function poles lighting and interim transitions as individual developments.
To review the Road Hierarchy Master Plan to bring the document and traffic data up-to-date	Roads	Jun-11	Access	35%		Report deferred to allow for development of mapping for data such as counts, 3t limits, bus routes etc, and integration with asset management. Assets Systems position filled and data being investigated.
To review Service Level agreements for the delivery of Cycleway, Footpath, Roads, Bridges & Seawalls programs	Roads	Sep-10	Access	20%		Service Level Agreements to be reviewed in context of Ryde 2021 Strategic Plan and CoR Corporate Plan.
To complete the Macquarie Park Floodplain Management Plan for adoption by Council	Catchment Management	Jun-11	Catchments & Assets	100%		Macquarie Park Floodplain Management Plan completed and adopted by Council on 1 February 2011.
To undertake a review of the Catchment Management Strategy to bring the document and action plan up-to-date	Catchment Management	Jun-11	Catchments & Assets	5%		Review on hold. New plan being developed in line with the 2011-2015 Delivery Plan.
To review Service Level agreements for the delivery of Catchment and Parks Assets programs	Parks	Sep-10	Catchments & Assets	15%		Review of the Service Level Agreements in this area are to be reviewed by Business Managers once the revised Public Works organisation structure is implemented in 2011/12.
To develop a Service Level Agreement for Fleet and Mechanical Workshop including internal customer service guarantee	Fleet	Jun-11	Waste & Fleet	65%		Drafts being finalised
To undertake a Biodiesel trial on selected Council trucks and plant to determine if it is beneficial to extend over the whole heavy vehicle fleet	Fleet	Dec-10	Waste & Fleet	100%		Project completed Quarter 1.
To review Council's waste strategy including investigation of alternate waste technologies	Waste	Dec-10	Waste & Fleet	100%		Waste Strategy completed. Workshop scheduled with Councillors for August 2011 - no further action this financial year.
To develop and establish a facilities management program of all assets to ensure risk, compliance, statutory items are addressed in a timely manner	Buildings & Property	Jun-11	Buildings	10%		Program commenced. Documentation ongoing.
To develop a staff accommodation plan to inform how to best provide Council's civic and operational functions in the mid to long term	Buildings & Property	Jun-11	Buildings	10%		Project initiated.
To deliver the yearly maintenance program for Access, Catchments, Parks and Buildings within budget and in accordance with Service Level Agreements	Operations	Jun-11	Operations	75%		Maintenance program is progressing in accordance with Service Level Agreements.

## Base Budget Quarterly Status Report Period Ended March 2011





### Status Legend














-  On track
-  Action required
-  Complete
-  Not Started

Environment Project Deliverables	Program	Due Date	Service Unit	% project complete (life of project)	Status of Project	March 2011 Comments
Undertake a Best Value Review of Development Assessment process to review assessment process, developers levy and fee processes and make recommendations for improvements to the development control plans and development processes to enable faster assessment	Development Assessment	Aug-11	Assessment	50%		Second Challenge Group scheduled for 5 May to allow finalisation of staff consultation and benchmarking, and preparation of metrics report.
Implement a campaign to promote the services and products of the Building and Development Advisory Service	Customer Service	Jun-11	Urban Planning	80%		One information session held. Four information sheets prepared. In this quarter the education program comprising information session and fact sheets was finalised.
Implement priority actions within the Economic Development Strategy to deliver actions and services to support local businesses and assist in creating a strong local economy	Economic Development	Jun-11	Urban Planning	0%		The commencement of program has been delayed due to difficulty in recruiting the Economic Development Manager. Recruitment process was finalised in March 2011.
Key sections of Development Control Plan 2010 including the sections on the parking controls and dwelling houses are reviewed, publicly exhibited and reported to Council for consideration	Strategic Planning	Jun-11	Urban Planning	45%		The review of the sections of DCP 2010 commenced for notification and waste are on track. The review program and meeting key mile stones for the parking section and dwelling house section have been delayed due to the work commitments and work priorities of the Unit.
To implement Boarding House Enforcement Project to reduce the number of unauthorised boarding houses	Development Compliance	Mar-11	Environmental Health	95%		Final consultants reports received. To be presented to Council on 19 April 2011.
To implement the Brothel investigation project to ensure compliance with development control plans	Development Compliance	Jun-11	Environmental Health	100%		Project Complete. Funding sought to continue program.
Renew the Ryde Greenhouse Gas Mitigation Plan to meet or exceed local mitigation targets and develop adaptation strategies to manage the local risks and impacts of climate change	Climate Change	Jun-11	Environment	75%		Climate Change Vulnerability Mapping Project commenced this quarter and draft mitigation plan was endorsed by Climate Change and Sustainability Advisory Committee. Mitigation Plan for Council consideration and determination due June 2011.
Complete Ryde Energy Saving Action Plan for the RALC targeting a reduction of at least 10% in energy consumption from the base-year 2003/04 by 2011/12	Water and Energy Conservation	Jun-11	Environment	75%		Business case for Cogeneration Plant at the RALC prepared and under review. Subject to Council approval, the design, documentation and construction will proceed in 2011/12.
Implement 5 Star Every Drop Counts action plan for organisation to reduce water consumption by 15% below 2003/04 baseline year by improving metering, monitoring and control systems	Water and Energy Conservation	Jun-11	Environment	75%		Quarterly tracking of water consumption well on target. Continuing to implement key aspects of 5 Star Every Drop Counts Action Plan however we are unable to complete a diagnostic as the Every Drop Counts Program has been discontinued. Water consumption levels now being tracked through Planet Footprint reporting.

## Base Budget Quarterly Status Report Period Ended March 2011





### Status Legend








-  On track
-  Action required
-  Complete
-  Not Started

Governance Project Deliverables				% project complete (life of project)	Status of Project	March 2011 Comments
	Program	Due Date	Service Unit			
To develop a suite of Strategic and Corporate Key Performance Indicators across the organisation aligned to the Ryde 2030 Community Strategic Plan Outcomes and support Council's internal and external reporting needs	Governance	May-11	Strategy & Projects	50%		Corporate KPIs are now defined. Service Unit KPIs are under development and on track for completion
To develop in consultation with Group Managers and Service Units Managers a relevant set of delegations and accountabilities	Governance	Jun-11	Strategy & Projects	75%		Accountabilities now completed. Delegations to SUM level completed, further delegation to be completed.
To develop and adopt an Outcomes Framework across the organisation that aligns to Ryde 2030 Community Strategic Plan	Organisational Development	Nov-10	Strategy & Projects	100%		Outcomes Framework now complete
To develop a Four Year Delivery Program that reflects the outcomes of the Ryde 2030 Community Strategic Plan with appropriate internal and external consultation	Strategic Planning	Jun-11	Strategy & Projects	90%		Four Year Delivery Plan 2011-2015 including One Year Operational Plan 2011/12 will be completed for public exhibition in April 2011.
To review the Best Value Framework methodology and train Service Unit Managers undertaking a Best Value Review and identify the 2011/2012 program in consultation with the audit plan	Strategic Planning	Dec-10	Strategy & Projects	0%		Initial scoping of the review will be undertaken in quarter 4.
To review current customer service delivery and develop a new Customer Service Strategy, policies, accountabilities, procedures and report types for improvement to Council's customer contact	Customer Service	Dec-10	Customer Service	20%		Review is currently underway by Manager Customer Service. Due date to be extended to allow for completion of review and recruitment of relevant staff.
To develop and implement customer satisfaction feedback mechanisms focused on customer services and service requests	Customer Service	Mar-11	Customer Service	20%		Manager Customer Service is currently researching appropriate feedback mechanisms as a component of the Customer Service and Community Engagement Plan.
To establish the self service customer service function at the new City of Ryde Library and Customer Service centre	Customer Service	May-11	Customer Service	100%		Opening date of the Planning & Business Centre is scheduled for 5 May 2011. Operational and design requirements for the Centre have been established. On-line Booking System now operational. Responsibility for the development of overall self service function is with IT.
To undertake a review of Council's Investment Policy, in line with the new Guidelines issued by the Department of Local Government	Financial Management	Oct-10	Finance	100%		Adopted at September Council meeting.
To update and realign Council's Long Term Financial Plan that supports Council's Resourcing Strategy for the Ryde 2030 Community Strategic Plan	Financial Management	Jun-11	Finance	75%		Draft update included in 4 Year delivery plan. Quotations have been called for a budgeting tool to incorporate the LTFP.
To develop support systems to ensure a consistent standard of secretarial support is provided for all Council Advisory Committees	Community Engagement	Jun-11	Governance	86%		Project is ahead of schedule. Support has been provided since November 2010.
To establish Corporate Governance system to manage all registers and report on all legislative deadlines across the organisation to ensure compliance	Governance	Aug-10	Governance	100%		A corporate system is planned for introduction through 2011/12. Improvements are planned for 2011/12.
To re-design the Council report format in consultation with Executive Team, staff and Councillors and co-ordinate relevant training to key users on the report format and report writing techniques	Governance	Dec-10	Governance	50%		Project will be completed by June 2011

## Base Budget Quarterly Status Report Period Ended March 2011

### Status Legend

-  On track
-  Action required
-  Complete
-  Not Started

Governance Project Deliverables				% project complete (life of project)	Status of Project	March 2011 Comments
	Program	Due Date	Service Unit			
To implement an appropriate corporate wide approach to training that includes refresher training, mentoring program and a women's development program	Human Resources	Sep-10	Human Resources	100%		Project completed.
To develop a leadership training plan for all managers/supervisors. Plan to include Managing for Performance, Project Management, Budget Management and Contract/Procurement	Human Resources	Oct-10	Human Resources	60%		Action plan in place to include various elements of Leadership Training based on targeted requirements of the role. Discussions have also commenced with external providers to explore the feasibility of having these programs tailored to our specific requirements. Completion date for this activity has been extended until December 2011 to allow for discussions with external providers to continue, with a view to developing the most suitable program.
To develop the City of Ryde's Workforce Plan that reflects the outcomes of the Ryde 2030 Community Strategic Plan with appropriate internal and external consultation	Strategic Planning	Mar-11	Strategy & Projects	20%		Skills analysis across the organisation has been conducted, the Development of the Workforce Plan is in progress and will be completed during the second half of 2011 in time for the 2012 integrated planning and reporting cycle. Deferred to allow for structural changes to be implemented.
To deliver the Internal Audit plan and report to Audit Committee	Internal Audit	Jun-11	Risk & Audit	60%		Progress against Internal Audit plan is slightly behind target, however substantial progress has been made in scheduled Audits. Recent resignation of Internal Auditor may further impact on the delivery of some aspects of this plan in the final quarter
To review and revise Council's existing procurement framework and establish (where required) new procedural documents and processes	Procurement	Jun-11	Risk & Audit	70%		Procurement framework revision is progressing well with substantial progress made in the development of enhanced templates and procedural guidelines. An RFQ has been called for external providers of contract administration accreditation and this will be integrated.
To implement the Enterprise Risk Management strategy including 50% rollout throughout the organisation	Risk Management	Jun-11	Risk & Audit	0%		Rollout deferred until 2011/2012 to allow for other organisational change programs to be embedded. Business Continuity Plan (BCP) second scenario test conducted in January 2011 with BCP being updated to reflect organisational changes.
To develop a claims database for the recording of insurance claims and incidents	Risk Management	Jun-11	Risk & Audit	95%		Consultation with investigations and IT to avoid duplication of effort (with Assets database). New fields within TRIM have been identified to allow linkage to mapping database. On target for completion of claims component of database by 30 June 2011.




**City of Ryde**  
 Reserves Listing Report

Natural Account	Description	10/11 Opening Balance	Budget To Reserve	Budget From Reserve	10/11 Budget Result	Review To Reserve	Review From Reserve	10/11 Review Result
<b>93001 - Internally Restricted Revenues</b>								
8302	Voluntary Planning Agreement Reserve	138,777.27	500,000.00	-1,400,000.00	-761,222.73	-150,000.00		-911,222.73
8304	Asset Replacement Reserve	1,420,949.98	1,350,000.00	-1,945,000.00	825,949.98		-240,000.00	585,949.98
8305	Plant Replacement Reserve	615,126.60	2,300,000.00	-2,300,000.54	615,126.06	724,940.44	330,682.09	1,670,748.59
8306	Ryde Aquatic Leisure Centre Reserve	3,066,413.52	3,775,419.87	-4,000,521.74	2,841,311.65	-429,531.81	191,877.17	2,603,657.01
8307	Financial Security Reserve	140,343.41	633,441.00		773,784.41	168,910.00		942,694.41
8309	Council Election Reserve	435,284.70	120,000.00		555,284.70			555,284.70
8311	Investment Property Reserve	17,320,369.43	973,751.00		18,294,120.43		-40,000.00	18,254,120.43
8312	Civic Precinct Redevelopment Reserve	7,978,582.23	541,000.00	-4,621,000.00	3,898,582.23			3,898,582.23
8314	Carryover Works Reserve	7,617,918.50		-4,833,744.00	2,784,174.50			2,784,174.50
8318	Porters Creek Reserve	199,348.89			199,348.89			199,348.89
8319	Insurance Fluctuation Reserve	150,000.00			150,000.00			150,000.00
<b>Total Internally Restricted Revenues</b>		<b>39,083,114.53</b>	<b>10,193,611.87</b>	<b>-19,100,266.28</b>	<b>30,176,460.12</b>	<b>314,318.63</b>	<b>242,559.26</b>	<b>30,733,338.01</b>
<b>93002 - Internally Restricted Liabilities</b>								
8326	West Ryde Child Care Centre Reserve	202,745.17	11,043.00		213,788.17			213,788.17
8327	Employee Leave Entitlements Reserve	2,221,900.01	60,000.00		2,281,900.01			2,281,900.01
8328	Refundable Deposits Reserves	7,502,552.55	20,000.00		7,522,552.55			7,522,552.55
<b>Total Internally Restricted Liabilities</b>		<b>9,927,197.73</b>	<b>91,043.00</b>		<b>10,018,240.73</b>			<b>10,018,240.73</b>
<b>93003 - Section 94 Contribution Reserves</b>								
8351	Community & Cultural Facilities Reserve	18,454.02	623,000.00	-1,050,000.00	-408,545.98			-408,545.98
8352	Open Space & Recreation Facilities Reserve	-3,664,059.37	1,802,000.00	-650,000.00	-2,512,059.37			-2,512,059.37
8353	Roads & Traffic Management Facilities Reserve	-900,443.90	159,000.00		-741,443.90			-741,443.90
8354	Stormwater Management Facilities Reserve	5,677,508.09	308,900.00	-54,000.00	5,932,408.09			5,932,408.09
8355	Section 94 Plan Administration Reserve	432,822.81	16,000.00	-10,000.00	438,822.81			438,822.81
<b>Total Section 94 Contribution Reserves</b>		<b>1,564,281.65</b>	<b>2,908,900.00</b>	<b>-1,764,000.00</b>	<b>2,709,181.65</b>			<b>2,709,181.65</b>


**City of Ryde**  
 Reserves Listing Report

Natural Account	Description	10/11 Opening Balance	Budget To Reserve	Budget From Reserve	10/11 Budget Result	Review To Reserve	Review From Reserve	10/11 Review Result
<b>93004 - Other External Restrictions</b>								
8376	Domestic Waste Management Reserve	3,337,890.01	12,895,370.00	-13,945,328.20	2,287,931.81	399,999.83	-374,088.05	2,313,843.59
8377	External Drainage Works Contribution Reserve	124,534.42		-64,627.00	59,907.42			59,907.42
8378	Macquarie Park Corridor Special Rate Reserve	412,693.47	1,176,800.00	-1,020,000.00	569,493.47			569,493.47
8379	Stormwater Management Service Charge Reserve	14,449.82	965,600.00	-970,000.00	10,049.82			10,049.82
<b>Total Other External Restrictions</b>		<b>3,889,567.72</b>	<b>15,037,770.00</b>	<b>-15,999,955.20</b>	<b>2,927,382.52</b>	<b>399,999.83</b>	<b>-374,088.05</b>	<b>2,953,294.30</b>
<b>93005 - Unexpended Grants Reserves</b>								
8401	U/Exp Grant - Home Modification & Maintenance	179,365.22			179,365.22			179,365.22
8402	U/Exp Grant - Youth Council	2,500.00			2,500.00			2,500.00
8403	U/Exp Grant - Volunteer Referral Agency	10,727.68			10,727.68			10,727.68
8404	U/Exp Grant - Library Local Priority	18,472.00		-18,472.00				
8405	U/Exp Grant - Literacy Links							
8406	U/Exp Grant - Catchments Connections Administration	193,404.00		-193,404.00				
8407	U/Exp Grant - Dunbar Park Wetland - Plan of Management	770.00		-770.00				
8408	U/Exp Grant - Urban Sustain Program - Looking Glass Bay	49,563.00			49,563.00			49,563.00
8409	U/Exp Grant - Consolidated LEP for Ryde	24,654.55		-16,554.55	8,100.00			8,100.00
8410	U/Exp Grant - Santa Rosa Park - Creek Rehabilitation	127,273.00			127,273.00		-127,273.00	
8411	U/Exp Grant - Firebreaks							
8412	U/Exp Grant - Booth Reserve - 2008							
8413	U/Exp Grant - Sydney North/SydneyWest Tussock Paspalum	8,907.95			8,907.95			8,907.95
8414	U/Exp Grant - Ryde Community & Sport Centre - ELS Hall Pa	1,436,220.00		-1,436,220.00				
8415	U/Exp Grant - Buffalo Creek - (SQID)	18,778.31			18,778.31			18,778.31
8416	U/Exp Grant - Financial Assistance Grants	488,034.00		-488,034.00				
8417	U/Exp Grant - Road Services Unit Management	187,462.00		-187,462.00				
8418	U/Exp Grant - Macquarie Park Master Plan	11,000.00			11,000.00			11,000.00
8419	U/Exp Grant - Sydney Water Business Audit Program	72,689.72			72,689.72			72,689.72
8420	U/Exp Grant - Booth Reserve - 2009	9,306.77			9,306.77			9,306.77
8421	U/Exp Grant - Garden Competition	1,825.08			1,825.08			1,825.08
8422	U/Exp Grant - Bus Shelter Contribution	53,450.00		-53,450.00				
8423	U/Exp Grant - Netball Courts	147,000.00		-147,000.00				
8424	U/Exp Grant - Library Books	90,000.00		-90,000.00				
8425	U/Exp Grant - RTA - Pittwater Road	37,463.00		-37,463.00				


**City of Ryde**  
 Reserves Listing Report

<i>Natural Account</i>	<i>Description</i>	<i>10/11 Opening Balance</i>	<i>Budget To Reserve</i>	<i>Budget From Reserve</i>	<i>10/11 Budget Result</i>	<i>Review To Reserve</i>	<i>Review From Reserve</i>	<i>10/11 Review Result</i>
8426	U/Exp Grant - Noxious Weeds Management	12,617.00		-12,617.00				
8427	U/Exp Grant - Rivers to Rivers Corridor	57,189.00		-57,189.00				
8428	U/Exp Grant - Cutler Parade	604.85			604.85			604.85
8429	U/Exp Grant - NSW Sport Regrading & Levelling	25,500.00		-25,500.00				
8431	U/Exp Grant - RTA Andrew St Slow points	5,100.00			5,100.00			5,100.00
8432	U/Exp Grant - Eastwood Floodplain Risk	18,158.88			18,158.88			18,158.88
8433	U/Exp Grant - Liberty Swing Dunbar Park	7,848.13			7,848.13			7,848.13
8434	U/Exp Grant - Sport Development Program	542.76			542.76			542.76
<b>Total Unexpended Grants Reserves</b>		<b>3,296,426.90</b>		<b>-2,764,135.55</b>	<b>532,291.35</b>		<b>-127,273.00</b>	<b>405,018.35</b>
<b>TOTAL RESERVES</b>		<b>57,760,588.53</b>	<b>28,231,324.87</b>	<b>-39,628,357.03</b>	<b>46,363,556.37</b>	<b>714,318.46</b>	<b>-258,801.79</b>	<b>46,819,073.04</b>

## City of Ryde - 2010/2011 Quarterly Changes Report

				Approved Budget 2010/2011	Actual 2010/2011	Proposed Changes 2010/2011	Comments
--	--	--	--	---------------------------------	---------------------	----------------------------------	----------

### Assets

#### 942 - Buildings & Property

5610502	Property Portfolio Management OPEX	Op Exp		1,900	25,000	Valuations and Marketing costs for Top Ryde and West Ryde
5610502	Property Portfolio Management OPEX	Op Exp		9,189	65,000	Senior Property Officer West Ryde/Top Ryde, Ryde Bowling Club lease
5620035	West Ryde Community Centre (Building Only)	Cap Inc	(16,926,000)		16,926,000	Contribution of the asset of the West Ryde facility, will not happen before 30th June 2011, included in the 2011/2012 budget.
5520034	- Eastwood Library Toilet Block	Cap Exp	200,000		32,000	Cost increase due to competitive market price influences
5620017	Ryde Community & Sport Centre - ELS Hall Park	Cap Exp	3,898,220		159,500	Additional costs attributable to compliance requirements & variations carried out to improve operational efficiency
5620035	West Ryde Community Centre (Building Only)	Cap Exp	16,926,000		(16,926,000)	Contribution of the asset of the West Ryde facility, will not happen before 30th June 2011, included in the 2011/2012 budget.
5610502	Property Portfolio Management OPEX	From Res			(25,000)	Transfer from reserve to fund valuation and marketing costs for Top Ryde & West Ryde
<b>Total 942 - Buildings &amp; Property</b>					<b>256,500</b>	

#### 943 - Access

4710227	Restoration Management OPEX	Op Inc	(770,000)	(1,223,185)	(430,000)	Budget increased to reflect expected income
4710227	Restoration Management OPEX	Op Exp	662,500	404,730	388,830	Budget increased to reflect expected increase in restoration income
4724274	New Bridge over Devlin St (North)	Cap Inc	(2,000,000)		2,000,000	Contribution of the northern pedestrian bridge for Top Ryde Shopping Centre. Taken out of budget as it subject to lease and does not become Council's asset until the end of the 99 year lease.
4724279	Cycleways/Blaxland Rd at Anzac Ave-Mid Block Traffic Control	Cap Inc	(10,000)		10,000	Income reduced, RTA grant not received
4724211	Brush Rd (WS Hermoyne-Warrawong)	Cap Exp	35,000		(17,000)	Savings to fund new Princes Street kerb extension project
4724218	Jones St (WS No14 - Quarry Rd)	Cap Exp	54,000		(16,000)	Savings to fund new Princes Street kerb extension project
4724264	Pedestrian Refuge Islands	Cap Exp	30,000		(20,000)	Portion of program allocated to fund new Princes Street kerb extension project
4724272	Minor Route Augmentation (Behavioural Signage/Line Marking).	Cap Exp	18,000		10,000	Additional work required, funded from the saving of the General Revenue component of the project Cycleways/Blaxland Rd at Anzac Ave (47.24279)

## City of Ryde - 2010/2011 Quarterly Changes Report

			Approved Budget 2010/2011	Actual 2010/2011	Proposed Changes 2010/2011	Comments
4724274	New Bridge over Devlin St (North)	Cap Exp	2,000,000		(2,000,000)	Contributed Assets Adjustments for the 2010/2011 financial year.
4724279	Cycleways/Blaxland Rd at Anzac Ave-Mid Block Traffic Control	Cap Exp	20,000		(20,000)	\$10k RTA grant not received, saving to offset additional works in Minor Route Augmentation (47.24272)
4724286	Princes Street Kerb Extension	Cap Exp			53,000	Funded by \$20k allocation from Pedestrian Refuge Islands and \$33k savings from Footpaths program
<b>Total 943 - Access</b>					<b>(41,170)</b>	

### 944 - Stormwater and Park Assets

5110302	Conduits OPEX	Op Exp	88,746	9,800	88,000	Additional funding to finish works planned for current financial year
5121002	Replacement of Pipes in Poor Condition	Cap Exp	970,000		92,500	Additional work required, funded from savings in Eastwood & Terry's Creek project
5121013	Buffalo Creek - Restoration/Remediation	Cap Exp		2,250	2,500	Additional work required, funded from savings in Eastwood & Terry's Creek project
5121018	Santa Rosa Park - Shrimptons Creek Remediation	Cap Exp		13,854	25,000	Additional work required, funded from savings in Eastwood & Terry's Creek project
5121020	Strangers Creek - Restoration/Remediation	Cap Exp	110,470		20,000	Additional work required, funded from savings in Eastwood & Terry's Creek project
5321028	Eastwood & Terry's Creek Floodplain Mgt Plan	Cap Exp	240,000		(140,000)	Reduced scope, savings to be applied to other Floodplain projects
<b>Total 944 - Stormwater and Park Assets</b>					<b>88,000</b>	

### 945 - Waste & Fleet

1211109	Finance Controlled Items	To Res	2,300,000		(765,952)	Quarterly Budget Adjustment for the 2010/2011 financial year to bring Plant Operating budget to account
5710001	Fleet Services Unit Management OPEX	From Res	(0)		(339,470)	Quarterly Budget Adjustment for the 2010/2011 financial year to bring Plant Operating budget to account
5710001	Fleet Services Unit Management OPEX	To Res			231,183	Quarterly Budget Adjustment for the 2010/2011 financial year to bring Plant Operating budget to account
5710004	Group Management Charge/Recovery	From Res			(34,990)	Quarterly Budget Adjustment for the 2010/2011 financial year to bring Plant Operating budget to account
5710412	Mechanics Workshop OPEX	From Res	(0)		(155,858)	Quarterly Budget Adjustment for the 2010/2011 financial year to bring Plant Operating budget to account
5710413	Fleet Purchases-Motor Vehicle	From Res	(1,500,000)		686,000	Quarterly Budget Adjustment for the 2010/2011 financial year to bring Plant Operating budget to account

## City of Ryde - 2010/2011 Quarterly Changes Report

			<i>Approved Budget 2010/2011</i>	<i>Actual 2010/2011</i>	<i>Proposed Changes 2010/2011</i>	<i>Comments</i>
5710414	Fleet Purchases-Plant	From Res	(600,000)		100,000	Quarterly Budget Adjustment for the 2010/2011 financial year to bring Plant Operating budget to account
5710415	Fleet Purchases-Light Commercial	From Res	(200,000)		75,000	Quarterly Budget Adjustment for the 2010/2011 financial year to bring Plant Operating budget to account
5710418	Internal Plant Recovery	To Res			281,614	Quarterly Budget Adjustment for the 2010/2011 financial year to bring Plant Operating budget to account
5790001	Plant Suspense Control	Op Inc		(718)	(110,000)	Quarterly Budget Adjustment for the 2010/2011 financial year to bring Plant Operating budget to account
5790001	Plant Suspense Control	Op Inc		(3,250,398)	(3,343,290)	Quarterly Budget Adjustment for the 2010/2011 financial year to bring Plant Operating budget to account
5790001	Plant Suspense Control	Op Exp		5,452	50,000	Quarterly Budget Adjustment for the 2010/2011 financial year to bring Plant Operating budget to account
5790001	Plant Suspense Control	Op Exp		312,276	430,000	Quarterly Budget Adjustment for the 2010/2011 financial year to bring Plant Operating budget to account
5790001	Plant Suspense Control	Op Exp			10,000	Quarterly Budget Adjustment for the 2010/2011 financial year to bring Plant Operating budget to account
5790001	Plant Suspense Control	Op Exp			1,350	Quarterly Budget Adjustment for the 2010/2011 financial year to bring Plant Operating budget to account
5790001	Plant Suspense Control	Op Exp		507,426	650,000	Quarterly Budget Adjustment for the 2010/2011 financial year to bring Plant Operating budget to account
5790001	Plant Suspense Control	Op Exp		16,026	35,000	Quarterly Budget Adjustment for the 2010/2011 financial year to bring Plant Operating budget to account
5790001	Plant Suspense Control	Op Exp		270,626	265,000	Quarterly Budget Adjustment for the 2010/2011 financial year to bring Plant Operating budget to account
5790001	Plant Suspense Control	Op Exp		13,685	10,000	Quarterly Budget Adjustment for the 2010/2011 financial year to bring Plant Operating budget to account
5790001	Plant Suspense Control	Op Exp		178,480	120,000	Quarterly Budget Adjustment for the 2010/2011 financial year to bring Plant Operating budget to account
5790001	Plant Suspense Control	Op Exp		70	1,000	Quarterly Budget Adjustment for the 2010/2011 financial year to bring Plant Operating budget to account
5790001	Plant Suspense Control	Op Exp			3,000	Quarterly Budget Adjustment for the 2010/2011 financial year to bring Plant Operating budget to account
5790001	Plant Suspense Control	Op Exp			1,000	Quarterly Budget Adjustment for the 2010/2011 financial year to bring Plant Operating budget to account
5790001	Plant Suspense Control	Op Exp		234,680	250,000	Quarterly Budget Adjustment for the 2010/2011 financial year to bring Plant Operating budget to account
5790001	Plant Suspense Control	Op Exp		660	8,000	Quarterly Budget Adjustment for the 2010/2011 financial year to bring Plant Operating budget to account
5790001	Plant Suspense Control	Op Exp	77,528	211,366	326,937	Quarterly Budget Adjustment for the 2010/2011 financial year to bring Plant Operating budget to account

## City of Ryde - 2010/2011 Quarterly Changes Report

			<i>Approved Budget 2010/2011</i>	<i>Actual 2010/2011</i>	<i>Proposed Changes 2010/2011</i>	<i>Comments</i>
5790001	Plant Suspense Control	Op Exp		4,605	6,380	Quarterly Budget Adjustment for the 2010/2011 financial year to bring Plant Operating budget to account
5790001	Plant Suspense Control	Op Exp			230,000	Quarterly Budget Adjustment for the 2010/2011 financial year to bring Plant Operating budget to account
5790001	Plant Suspense Control	To Res			978,095	Quarterly Budget Adjustment for the 2010/2011 financial year to bring Plant Operating budget to account
5810001	DWM Unit Management	From Res	(1,640,174)		(216,655)	Quarterly Budget Adjustment for the 2010/2011 financial year to balance Domestic Waste Management budget
5810004	Group Management Charge/Recovery	From Res	(141,711)		(132,207)	Quarterly Budget Adjustment for the 2010/2011 financial year to balance Domestic Waste Management budget
5810401	DWM Education OPEX	From Res	(237,477)		6,056	Quarterly Budget Adjustment for the 2010/2011 financial year to balance Domestic Waste Management budget
5810402	DWM Collection OPEX	From Res	(5,867,440)		(395)	Quarterly Budget Adjustment for the 2010/2011 financial year to balance Domestic Waste Management budget
5810404	DWM Waste Billing OPEX	From Res	(367,564)		9,411	Quarterly Budget Adjustment for the 2010/2011 financial year to balance Domestic Waste Management budget
5810405	DWM Roadside Collection OPEX	From Res	(159,312)		(41,803)	Quarterly Budget Adjustment for the 2010/2011 financial year to balance Domestic Waste Management budget
5810406	DWM Errant Domestic Waste OPEX	From Res	(260,000)		(3,157)	Quarterly Budget Adjustment for the 2010/2011 financial year to balance Domestic Waste Management budget
5810408	DWM Landfill OPEX	From Res	(214,179)		(8,755)	Quarterly Budget Adjustment for the 2010/2011 financial year to balance Domestic Waste Management budget
5810410	DWM Litter Prevention OPEX	From Res	(282,234)		13,535	Quarterly Budget Adjustment for the 2010/2011 financial year to balance Domestic Waste Management budget
5810411	DWM Community Waste Programs OPEX	From Res	(164,137)		(117)	Quarterly Budget Adjustment for the 2010/2011 financial year to balance Domestic Waste Management budget
5810651	General Waste - Waste & Sustainability Improv Programs	To Res			400,000	Quarterly Budget Adjustment for the 2010/2011 financial year to balance Domestic Waste Management budget
<b>Total 945 - Waste &amp; Fleet</b>					<b>25,912</b>	
<b>Total Assets</b>					<b>329,242</b>	

## City of Ryde - 2010/2011 Quarterly Changes Report

			<i>Approved Budget 2010/2011</i>	<i>Actual 2010/2011</i>	<i>Proposed Changes 2010/2011</i>	<i>Comments</i>
--	--	--	--	-----------------------------	---	-----------------

### Environment

#### 931 - Environmental Health & Building

3411062	Construction	Op Inc	(40,000)	(25,985)	10,000	Decrease in Income due to reduction in construction activity and private sector competition
3411184	PCA Appointment	Op Inc	(15,000)	(5,539)	7,000	Decrease in Income due to reduction in construction activity and private sector competition
3411184	PCA Appointment	Op Inc	(40,000)	(19,448)	15,000	Decrease in Income due to reduction in construction activity and private sector competition
3511001	Building & Land Use Enforcement Administration	Op Inc	(350,000)	(241,689)	75,000	Decrease in Income due to reduction in construction activity and private sector competition
3511001	Building & Land Use Enforcement Administration	Op Inc	(80,000)	(82,040)	(20,000)	Increase in Income due to the number of illegal boarding houses and brothels being detected
3511123	Health & Building Administration	Op Inc	(10,000)	(60)	9,000	Decrease in Income due to limited sales on pool posters and skip bins
3611231	Statutory Information	Op Inc	(20,000)	(13,517)	5,000	Decrease in Income due to property purchases prefer occupation certificates rather than building certificates
3711141	Investigations	Op Inc	(10,000)		10,000	Decrease in Income due to no pollution incidents where recovery money was sought
3711213	Routine Inspections	Op Inc	(5,000)	(100)	4,500	Decrease in Income due to reallocation of notice fees go into other account
3511001	Building & Land Use Enforcement Administration	Op Exp	8,000	3,768	(1,500)	Decrease in costs due to finding an alternate supplier, which is cheaper
3711001	Environmental Health & Safety Enforcement Administration	Op Exp	1,500	68	(1,000)	Decrease in costs due to no significant pollution spills
3711141	Investigations	Op Exp	16,500	1,256	(11,500)	Decrease in costs due to no significant pollution spills
<b>Total 931 - Environmental Health &amp; Building</b>					<b>101,500</b>	

#### 932 - Regulatory Services

3911181	Parking Control	Op Inc	(490,000)	(439,296)	(200,000)	Additional fine revenue, increased patrols of car parks.
<b>Total 932 - Regulatory Services</b>					<b>(200,000)</b>	



## City of Ryde - 2010/2011 Quarterly Changes Report

			<i>Approved Budget 2010/2011</i>	<i>Actual 2010/2011</i>	<i>Proposed Changes 2010/2011</i>	<i>Comments</i>
--	--	--	--	-----------------------------	---	-----------------

### 933 - Assessment

2811081	Development Assessments	Op Exp	450,000	292,985	(25,000)	Savings utilised to fund Best Value Review costs
2811081	Development Assessments	Op Exp	10,000	20,780	10,000	Additional Casual Staff Costs for Best Value Review
2811373	Assessment - Best Value Review	NCP Exp	20,000	8,065	10,000	Consultant costs for Best Value Review
<b>Total 933 - Assessment</b>					<b>(5,000)</b>	

### 934 - Urban Planning

4211191	Prelodgement	Op Inc	(20,000)	(46,664)	(25,000)	Increase in Income due to additional pre-lodgement occurring
4111001	Strategic Planning Administration	Op Exp	4,500		(2,500)	Savings in general advertising to offset additional costs for recruitment advertising
4111001	Strategic Planning Administration	Op Exp	2,000	7,299	2,500	Additional costs for recruitment advertising, offset by saving in general advertising
4111088	ED Information & Promotion	Op Exp		5,828	5,828	Additional costs for recruitment of Economic Development Manager, partially offset by additional pre-lodgement income
4111088	ED Information & Promotion	Op Exp		22,200	22,200	Additional costs for recruitment of Economic Development Manager, partially offset by additional pre-lodgement income
4111259	Voluntary Planning Agreement Capital Income	Cap Inc	(500,000)	(250,000)	150,000	Reduction in income as it is unlikely to receive over \$250K worth of funds in the next three months via VPA.
4111259	Voluntary Planning Agreement Capital Income	To Res	500,000		(150,000)	Reduction of Transfer to Reserve due to decrease in estimated VPA Income
<b>Total 934 - Urban Planning</b>					<b>3,028</b>	

### 935 - Environment

8311001	Environmental Administration	Op Inc	(15,000)	(7,127)	4,600	Plant 26 - no lease from July 2010
<b>Total 935 - Environment</b>					<b>4,600</b>	
<b>Total Environment</b>					<b>(95,872)</b>	

## City of Ryde - 2010/2011 Quarterly Changes Report

			<i>Approved Budget 2010/2011</i>	<i>Actual 2010/2011</i>	<i>Proposed Changes 2010/2011</i>	<i>Comments</i>
--	--	--	--	-----------------------------	---	-----------------

### Governance

#### 911 - Strategy & Organisational Development

1011114	General Manager's Office	Op Exp	84,018	6,213	(40,000)	Savings on Consultant costs for the year
1011234	Strategic Unit	Op Exp	252,585	27,265	(52,585)	Savings on Consultant costs for the year
1011234	Strategic Unit	Op Exp	500	6,152	11,500	Increase budget to reflect actual spending, offset by savings in consultant costs
2424282	Corporate Reporting and Performance Management system	Cap Exp			100,000	Corporate Reporting & Performance Management System - Council's Resolution 19/10
2424282	Corporate Reporting and Performance Management system	From Res			(100,000)	Transfer from Asset Replacement Reserve to fund Corporate Reporting Program
<b>Total 911 - Strategy &amp; Organisational Development</b>					<b>(81,085)</b>	

#### 920 - Corporate Services

1011381	Planning Appeals - Legal Matters	Op Exp	45,000	52,998	90,000	Additional costs for appeals, mainly dealing with boarding houses
1011387	Legal Matters - Property	Op Exp	1,000	7,971	29,000	Additional costs for legal matters for property, including Wharf Road (\$15k), which is to be funded from the Investment Property Reserve
1011388	Legal Matters - Assets	Op Exp	1,000	4,988	4,000	Additional costs for legal matters within the assets area of council.
1011389	Legal Matters - Community Life	Op Exp	5,000		5,000	Additional costs for legal matters within community life
1011391	Other Legal Matters	Op Exp	2,000	17,038	72,000	Additional costs for legal matters of a general nature, including Anti discrimination (Pendleton - \$20k) and Australian Human Rights Commission (Kirk - \$15k, Hong - \$15k)
1011387	Legal Matters - Property	From Res			(15,000)	Transfer from reserve to fund the legal costs for Wharf Road
<b>Total 920 - Corporate Services</b>					<b>185,000</b>	

#### 921 - Human Resources

2311001	OHS & Injury Management Administration	Op Inc		(44,775)	(45,000)	OHS Incentive Payment received from State Cover
---------	--	--------	--	----------	----------	---

## City of Ryde - 2010/2011 Quarterly Changes Report

			<i>Approved Budget 2010/2011</i>	<i>Actual 2010/2011</i>	<i>Proposed Changes 2010/2011</i>	<i>Comments</i>
2124283	Purchase of Orgplus Software	NCP Exp			12,500	OrgPlus Software upgrade - used to track and maintain the corporate structure of council
2124283	Purchase of Orgplus Software	From Res			(12,500)	Transfer from Asset Replacement Reserve to fund OrgPlus Software upgrade
<b>Total 921 - Human Resources</b>					<b>(45,000)</b>	

### 922 - Customer Service

2011001	Customer Service Administration	Op Exp	2,000	4,396	4,000	Additional costs for the recruitment of Complaint Management Coordinator Position.
<b>Total 922 - Customer Service</b>					<b>4,000</b>	

### 923 - Governance

1811001	Council / Councillor Services Administration	Op Exp	60,000	26,982	(20,000)	Reduced paper expenses
1811162	Mayor & Councillors	Op Exp	30,000	17,755	10,000	Additional conference costs
1911039	Catering	Op Exp	45,000	59,886	20,000	Increased meeting catering costs
<b>Total 923 - Governance</b>					<b>10,000</b>	

### 925 - Risk & Audit

1611135	Insurance Premiums	Op Exp	81,000	67,354	(13,500)	Savings on insurance premiums
1611135	Insurance Premiums	Op Exp	375,000	332,500	(37,500)	Savings on insurance premiums
1711001	Procurement Administration	Op Exp	1,500		(1,500)	Saving as no expense anticipated for remainder of year
<b>Total 925 - Risk &amp; Audit</b>					<b>(52,500)</b>	

### 926 - Financial Services

1211142	Investment Income	Op Inc	(1,432,165)	(2,398,731)	(600,000)	Additional Investment Interest Income
---------	-------------------	--------	-------------	-------------	-----------	---------------------------------------

## City of Ryde - 2010/2011 Quarterly Changes Report

			<i>Approved Budget 2010/2011</i>	<i>Actual 2010/2011</i>	<i>Proposed Changes 2010/2011</i>	<i>Comments</i>
1211142	Investment Income	Op Inc	(510,267)	(617,683)	(160,360)	Proceeds from sale of investments that have been written down.
1311025	Business Rates	Op Inc	(11,545,000)	(11,570,011)	(5,000)	Recognition of additional rates income to March
1311099	Environmental Levy	Op Inc	(5,653,000)	(5,689,505)	(35,000)	Recognition of additional rates income to March
1311099	Environmental Levy	Op Inc		(94,275)	(95,000)	Realignment of Pensioner Budget Subsidy Budget
1311210	Residential Rates	Op Inc	(24,212,000)	(24,393,140)	(178,500)	Recognition of additional rates income to March
1311210	Residential Rates	Op Inc	(550,000)	(428,495)	120,000	Realignment of Pensioner Budget Subsidy Budget
1311275	Business Rates - COA 1	Op Inc	(584,000)	(586,111)	(2,000)	Recognition of additional rates income to March
1211001	Finance Administration	Op Exp		219	220	Repair of coffee machine, offset by savings in stationery
1211001	Finance Administration	Op Exp		18	15	Kitchen cleaning products, offset by savings in stationery
1211001	Finance Administration	Op Exp		142	142	Business cards for CFO
1211001	Finance Administration	Op Exp	1,250	1,447	197	Update of subscription for LG Solutions for remainder of year
1211001	Finance Administration	Op Exp	7,000	4,359	(616)	Savings utilised to offset other costs
1211001	Finance Administration	Op Exp		42	42	Additional costs, offset by savings in stationery
1211001	Finance Administration	Op Exp	1,000	5,625	3,646	Recruitment costs offset by savings in salary
1211001	Finance Administration	Op Exp	739,141	527,132	(3,346)	Salary savings, utilised to offset recruitment costs
1211064	Corporate Accounting	Op Exp		800	800	Attendance of auditor at Audit Committee meeting, not originally budgeted
1311138	Interest Expense - Other	Op Exp	70,000	118,551	500,000	This is to recognise and transfer to reserve, if unspent, \$500k of the total potential liability for interest on payment of security deposits
1211109	Finance Controlled Items	From Res			(127,273)	Funds held in unexpended grants, utilised in 2009/2010 to replace General Revenue funding used that year
1211142	Investment Income	To Res	633,441		168,910	Transfer Interest Income and proceeds on written down investments to Financial Security Reserve.
<b>Total 926 - Financial Services</b>					<b>(413,123)</b>	

## City of Ryde - 2010/2011 Quarterly Changes Report

			<i>Approved Budget 2010/2011</i>	<i>Actual 2010/2011</i>	<i>Proposed Changes 2010/2011</i>	<i>Comments</i>
--	--	--	--	-----------------------------	---	-----------------

### 927 - Information Systems

2411015	Autodesk (AEC Systems)	Op Exp	12,500	13,525	1,025	Vendor increases greater than CPI, as allowed in the original budget
2411027	Cabling Computers	Op Exp	3,000	4,625	2,000	Increased change requests to relocate PCs to areas where no cables exist
2411071	CRMS	Op Exp	19,000	18,344	2,000	VIP Case Management Module in CRM - maintenance
2411082	Directory Listing	Op Exp	20,000	18,996	(1,000)	Savings to offset other costs
2411091	Eftpos Services	Op Exp	10,000	10,303	2,000	Parking systems being used more by public thereby incurring increased service costs.
2411103	Escrow Services	Op Exp	1,500	324	(500)	Cancelled escrow for Authority software.
2411157	MailMarshall	Op Exp	5,000	4,501	600	Vendor increases greater than CPI, as allowed in the original budget
2411180	PABX Equipment	Op Exp	5,000		(2,500)	No additional equipment required to date.
2411204	Radio Link	Op Exp	15,000	4,655	(10,300)	Service cancelled due to Thin Client project and Optus fibre-links replacing Radio Links.
2411227	Software Upgrades Unplanned	Op Exp	5,000	7,867	3,000	User requests to upgrade business software requiring external support.
2411238	TechnologyOne	Op Exp	115,000	105,942	(9,000)	Savings due to cancellation of modules not fully utilised
2411270	WorkForce	Op Exp	10,000		(10,000)	Software budgeted within the Public Works budget, not required in IT
2411362	Info Tecnology Svcs Qflow	Op Exp	4,500	4,716	300	Vendor increases greater than CPI, as allowed in the original budget
2411363	Info Tecnology Svcs WebMarshall	Op Exp	11,000	14,524	3,600	Increased number of users from 500 to 550
2411364	Info Tecnology Svcs AppAnalzer	Op Exp	1,500		(1,500)	Software cancelled, no longer required
2411365	Info Tecnology Svcs CyberArk	Op Exp	3,650		(3,650)	Software cancelled, no longer required
2511066	Corporate Mail Services	Op Exp	3,000	999	(2,000)	Service cancelled, no longer required
2411418	Implement Thin Client Technology	Cap Exp	380,000		(80,000)	Savings from internal Project resourcing rather than outsourcing. Final hardware yet to be procured.

## City of Ryde - 2010/2011 Quarterly Changes Report

			<i>Approved Budget 2010/2011</i>	<i>Actual 2010/2011</i>	<i>Proposed Changes 2010/2011</i>	<i>Comments</i>
2411428	IBIS Software - Purchase	Cap Exp	33,000	38,054	5,100	Additional expenses to install software to CFO user requirements.
2411435	Merit CRMS Case Management Software Purchase	Cap Exp			10,000	VIP Case Management Module in CRM, funded from Asset Replacement Reserve
2411436	InfoCouncil Software Upgrade	Cap Exp			17,500	InfoCouncil Upgrade, funded from Asset Replacement Reserve
2424284	Budgeting Tool Software - Purchase	Cap Exp			100,000	Budgeting Tool, funded from Asset Replacement Reserve
2411435	Merit CRMS Case Management Software Purchase	From Res			(10,000)	Transfer from Asset Replacement Reserve to fund VIP Case Management Module of CRM
2411436	InfoCouncil Software Upgrade	From Res			(17,500)	Transfer from Asset Replacement Reserve to fund InfoCouncil Software Upgrade
2424284	Budgeting Tool Software - Purchase	From Res			(100,000)	Transfer from Asset Replacement Reserve to fund Budgeting & Reporting Tool
<b>Total 927 - Information Systems</b>					<b>(100,825)</b>	
<b>Total Governance</b>					<b>(412,448)</b>	

## City of Ryde - 2010/2011 Quarterly Changes Report

			Approved Budget 2010/2011	Actual 2010/2011	Proposed Changes 2010/2011	Comments
--	--	--	---------------------------------	---------------------	----------------------------------	----------

### People

#### 942 - Buildings & Property

2411407	Library-Public Access PCs (CoR Centre)	Cap Exp	156,559		(126,559)	This is the purchase of the new computers for the Library, total budget of \$30,000 the remainder is the IT fitout of the Library and CoR Centre
2420029	Library Public Access PCs CoR Centre Design & Fitout	Cap Exp		135,488	410,938	Funding of \$284,379 from the overall CoR Centre Design & Fitout, plus funding from purchase of PC's budget of \$126,559, this is the IT fitout of the Library and CoR Centre
5520029	City of Ryde (COR) Centre - Design & Fitout	Cap Exp	4,177,676		(284,379)	Transfer to IT budget for IT fitout of the for new library and business centre (CoR Centre)
5523038	Purchasing of Piano	Cap Exp			8,000	Purchase of a piano as per Councillor O'Donnell's request at Council's 2011/2012 budget meeting.
<b>Total 942 - Buildings &amp; Property</b>					<b>8,000</b>	

#### 944 - Stormwater and Park Assets

5411439	Glen Reserve Safety Improvements	NCP Exp			5,000	Budget increase as per Council Resolution dated 09 Nov 2010
5424285	Yamble Reserve All Abilities Playground	Cap Inc			(147,000)	Grant Income funding from Round 3 Federal RLCIP Grant
5424285	Yamble Reserve All Abilities Playground	Cap Exp			147,000	Costs to undertake the works funded by Round 3 Federal RLCIP Grant
<b>Total 944 - Stormwater and Park Assets</b>					<b>5,000</b>	

#### 951 - Open Space

7411016	Barton Reserve	Op Exp	25,000	4,876	(7,500)	Savings utilised to offset additional costs under Parks Open Space Administration
7411078	Denistone Park	Op Exp	5,000	9,588	6,500	Additional costs required for Contractor requirements.
7411111	Firebreaks	Op Exp	50,000	30,075	(15,000)	Savings utilised to offset additional costs under Parks Open Space Administration
7411164	Memorial Park	Op Exp	10,000	5,250	(1,500)	Savings utilised to offset additional costs under Parks Open Space Administration
7411185	Pembroke Park	Op Exp	30,000	5,964	(4,000)	Savings utilised to offset additional costs under Parks Open Space Administration

## City of Ryde - 2010/2011 Quarterly Changes Report

			Approved Budget 2010/2011	Actual 2010/2011	Proposed Changes 2010/2011	Comments
7411187	Pest Management	Op Exp	663	3,385	2,337	Additional costs to cover Overtime for Rabbit Control Program
7411198	Pryor Park	Op Exp	20,000	7,988	(5,000)	Savings utilised to offset additional costs under Tree Management Administration
7411294	Booth Reserve	Op Exp	25,000	3,612	(7,000)	Savings utilised to offset additional costs under Parks Open Space Administration & Pest Management
7411298	Shrimptons Creek Catchment	Op Exp	20,000		(18,000)	Savings utilised to offset additional costs under Parks Open Space Administration & Tree Management Administration
7411340	Forrester Park	Op Exp	15,000	10,478	(5,000)	Savings utilised to offset additional costs under Tree Management Administration
7411342	North Ryde Park	Op Exp	2,000		(2,000)	Savings utilised to offset additional costs for Garden Competition
7511001	Tree Management Administration	Op Exp	500		15,000	Additional funds required for purchase of materials
7611001	Parks Open Space - Administration	Op Exp	50,000	12,540	73,300	Additional costs for Shrimpton's Creek (\$7,500), ELS Hall Reclassification (\$10,000), Santa Rosa Park Masterplan Review (\$25,000) for Community Nursery and review of Dog Off Leash Trial (\$6,400), Bandit proof film (\$7,500), Anti-graffiti coating (\$8,000), Olympic Park plan of mgmt (\$8,900)
7611001	Parks Open Space - Administration	Op Exp	500	1,364	13,500	Purchase of Walking Sydney Harbour Brochures as per Council Resolution approx Sept 2010.
7711001	Parks Sports & Recreation Administration	Op Exp	4,000		(2,000)	Savings utilised to offset additional costs under Tree Management Administration
7711113	Garden Competition	Op Exp	1,000	245	(500)	Savings to offset advertising costs within the Garden Competition
7711113	Garden Competition	Op Exp	1,000	81	2,500	Money transferred for Garden Competition Advertising
7711206	Recreational Events in Parks	Op Exp	7,000	5,274	5,500	Additional funds required for Photographer
7611176	Olympic Park Plan of Management	NCP Exp	8,900		(8,900)	Savings utilised to offset additional costs under Parks Open Space Administration
5422043	New Park in Putney on Royal Rehabilitation Site	Cap Inc	(4,429,000)		4,429,000	Contribution of the asset of the new park in Putney on the Royal Rehabilitation Site, will not happen before 30th June 2011, to be included in the 2011/2012 budget, as part of the carryovers
5422043	New Park in Putney on Royal Rehabilitation Site	Cap Exp	4,429,000		(4,429,000)	Contribution of the asset of the new park in Putney on the Royal Rehabilitation Site, will not happen before 30th June 2011, to be included in the 2011/2012 budget, as part of the carryovers
<b>Total 951 - Open Space</b>					<b>42,237</b>	

### 952 - RALC

5510638	504 Victoria Road - Ryde Aquatic Leisure Centre	Op Inc	(78,784)	(70,806)	(6,184)	Additional Income due to Rental CPI increase
---------	---	--------	----------	----------	---------	--



## City of Ryde - 2010/2011 Quarterly Changes Report

			<i>Approved Budget 2010/2011</i>	<i>Actual 2010/2011</i>	<i>Proposed Changes 2010/2011</i>	<i>Comments</i>
7811009	Aquatic Entry	Op Inc	(280,103)	(238,742)	8,403	Reduced Income due to lower than anticipated attendance
7811009	Aquatic Entry	Op Inc	(214,026)	(169,527)	21,403	Reduced Income due to lower than anticipated attendance
7811009	Aquatic Entry	Op Inc	(163,629)	(131,848)	19,635	Reduced Income due to lower than anticipated attendance
7811009	Aquatic Entry	Op Inc	(146,816)	(93,834)	31,816	Reduced Income due to lower than anticipated attendance
7811009	Aquatic Entry	Op Inc	(54,390)	(38,166)	11,390	Reduced Income due to lower than anticipated attendance
7911147	Learn to Swim	Op Inc	(33,381)	(13,976)	15,201	Reduced Income due to decreased participation numbers
7911147	Learn to Swim	Op Inc	(114,781)	(86,119)	29,501	Reduced Income due to decreased participation numbers
7911147	Learn to Swim	Op Inc	(64,669)	(45,864)	10,517	Reduced Income due to decreased participation numbers
7911147	Learn to Swim	Op Inc	(674,783)	(629,998)	(7,909)	Reduced Income due to decreased participation numbers
7911147	Learn to Swim	Op Inc	(1,474,615)	(1,080,231)	251,590	Reduced Income due to decreased participation numbers
8011105	Facility Hire	Op Inc	(55,287)	(36,419)	9,287	Reduced Income as the Basketball Association is moving to other location
8011105	Facility Hire	Op Inc	(69,727)	(66,173)	3,554	Reduced Income due to a shorter carnival season
8011105	Facility Hire	Op Inc	(22,900)	(26,890)	(4,100)	Increased Income due to increased participation numbers
8011105	Facility Hire	Op Inc	(2,596)	(124)	2,472	Reduced Income due to decreased participation numbers
8011105	Facility Hire	Op Inc	(3,600)	(4,126)	(900)	Increased Income due to increased participation numbers
8011105	Facility Hire	Op Inc	(14,250)	(12,779)	7,645	Reduced Income due to decreased participation numbers
8011105	Facility Hire	Op Inc	(87,707)	(47,751)	31,458	Reduced Income due to decreased participation numbers
8011195	Programs	Op Inc	(17,600)	(9,761)	7,789	Reduced Income due to increased competition in the market, leading to lower numbers of teams over summer
8011195	Programs	Op Inc	(43,255)	(31,264)	11,991	Reduced Income due to increased competition in the market, leading to lower numbers of teams over summer
8011195	Programs	Op Inc	(56,739)	(64,582)	(7,843)	Increased Income due to increased participation

## City of Ryde - 2010/2011 Quarterly Changes Report

			<i>Approved Budget 2010/2011</i>	<i>Actual 2010/2011</i>	<i>Proposed Changes 2010/2011</i>	<i>Comments</i>
8011195	Programs	Op Inc		(457)	(457)	Increased Income due to increased participation
8211165	Merchandise	Op Inc	(236,273)	(175,830)	14,273	Reduced Income due to lower numbers - lower secondary spend
5510638	504 Victoria Road - Ryde Aquatic Leisure Centre	Op Exp	394,036	266,923	(94,036)	Reduced costs due to in-house controls of maintenance
5510638	504 Victoria Road - Ryde Aquatic Leisure Centre	Op Exp	18,000	24,864	9,000	Reduced costs due to the use of in-house labour rather than contractors
5510638	504 Victoria Road - Ryde Aquatic Leisure Centre	Op Exp		1,477	1,477	Increased costs
5510638	504 Victoria Road - Ryde Aquatic Leisure Centre	Op Exp		2,141	1,102	Increased costs
5510638	504 Victoria Road - Ryde Aquatic Leisure Centre	Op Exp	70,648	46,884	(5,648)	Reduced costs due to operational controls
5510638	504 Victoria Road - Ryde Aquatic Leisure Centre	Op Exp	68,100	71,426	3,326	Increased costs
5510638	504 Victoria Road - Ryde Aquatic Leisure Centre	Op Exp		141	141	Increased costs
5510638	504 Victoria Road - Ryde Aquatic Leisure Centre	Op Exp	470,000	316,243	(20,000)	Decreased costs due to conservation measures
5510638	504 Victoria Road - Ryde Aquatic Leisure Centre	Op Exp	84,000	49,134	(7,000)	Decreased costs due to conservation measures
5510638	504 Victoria Road - Ryde Aquatic Leisure Centre	Op Exp		495	495	Increased costs
5510638	504 Victoria Road - Ryde Aquatic Leisure Centre	Op Exp		26,827	27,916	Reduced costs due to the use of in-house labour rather than contractors
5510638	504 Victoria Road - Ryde Aquatic Leisure Centre	Op Exp	9,600	2,793	(6,300)	Decreased costs due to operational controls
5510638	504 Victoria Road - Ryde Aquatic Leisure Centre	Op Exp	10,646	18,657	11,734	Additional costs for use of in-house labour in lieu of contractors
5510638	504 Victoria Road - Ryde Aquatic Leisure Centre	Op Exp		2,034	2,021	Additional costs for use of in-house labour in lieu of contractors
7811001	RALC Aquatic Entry Administration	Op Exp		1,000	1,000	Increased Costs
7811001	RALC Aquatic Entry Administration	Op Exp	26,400	9,011	(15,764)	Reduced costs due to operational controls
7811001	RALC Aquatic Entry Administration	Op Exp		8,732	8,557	Increased Costs
7811001	RALC Aquatic Entry Administration	Op Exp	3,000	2,907	318	Increased Costs

## City of Ryde - 2010/2011 Quarterly Changes Report

			<i>Approved Budget 2010/2011</i>	<i>Actual 2010/2011</i>	<i>Proposed Changes 2010/2011</i>	<i>Comments</i>
7811001	RALC Aquatic Entry Administration	Op Exp		18	18	Increased Costs
7811001	RALC Aquatic Entry Administration	Op Exp		165	165	Increased Costs
7811001	RALC Aquatic Entry Administration	Op Exp	480	81	(280)	Reduced costs due to operational controls
7811001	RALC Aquatic Entry Administration	Op Exp		916	916	Increased Costs
7811001	RALC Aquatic Entry Administration	Op Exp		1,138	2,000	Increased Costs
7811001	RALC Aquatic Entry Administration	Op Exp	7,200	6,922	800	Increased Costs
7811001	RALC Aquatic Entry Administration	Op Exp	10,800	6,950	(2,000)	Reduced costs due to operational controls
7811001	RALC Aquatic Entry Administration	Op Exp		215	9	Increased Costs
7811001	RALC Aquatic Entry Administration	Op Exp		20	20	Increased Costs
7811001	RALC Aquatic Entry Administration	Op Exp	9,500	5,849	(4,383)	Reduced costs due to operational controls
7811001	RALC Aquatic Entry Administration	Op Exp	600	1,008	400	Increased Costs
7811001	RALC Aquatic Entry Administration	Op Exp	27,000	9,583	(15,500)	Reduced costs as only 2 vehicles utilised not 3
7811010	Aquatic Operations	Op Exp	6,000	19,066	11,800	Increased costs due to the replacement of rescue tubes & radios
7811010	Aquatic Operations	Op Exp		122	122	Increased Costs
7811010	Aquatic Operations	Op Exp		106	106	Increased Costs
7811159	Marketing	Op Exp	15,900	5,002	(3,900)	Reduced costs due to operational controls
7811159	Marketing	Op Exp		172	172	Increased Costs
7811159	Marketing	Op Exp	7,500	1,290	(3,000)	Reduced costs due to operational controls
7811223	Slide/Inflatable	Op Exp	42,986	31,512	(6,486)	Use of U18 labour
7911147	Learn to Swim	Op Exp	2,400	11,842	1,600	Increased Costs

## City of Ryde - 2010/2011 Quarterly Changes Report

			<i>Approved Budget 2010/2011</i>	<i>Actual 2010/2011</i>	<i>Proposed Changes 2010/2011</i>	<i>Comments</i>
7911147	Learn to Swim	Op Exp		144	144	Increased Costs
7911147	Learn to Swim	Op Exp	27,297	20,290	(4,297)	Reduced costs due to operational controls
7911147	Learn to Swim	Op Exp	461,348	391,920	(26,348)	Reduced costs due to the decreased participation numbers
8011195	Programs	Op Exp	27,690	17,183	(7,690)	Reduced costs due to the lower no of teams in soccer comp
8011195	Programs	Op Exp	6,934	4,659	(1,934)	Reduced costs due to the lower no of teams in soccer comp
8011195	Programs	Op Exp		59	59	Increased Costs
8111017	Birthday Parties	Op Exp		7,470	7,470	Increased costs associated of Party goods accessories
8211165	Merchandise	Op Exp	108,727	107,523	21,273	Increased cost of goods
5523004	RALC Air Handling Units (Leisure Pool)	Cap Exp	492,200		(42,200)	Reduced costs as this will be managed internally
5523015	RALC Security Cameras	Cap Exp	10,000		(1,035)	Reduced costs as the project is now complete
5523024	RALC - Ladies Leisure Pool Change Rooms	Cap Exp	45,345		(1,158)	Reduced costs as the project is now complete
5523027	Café Furniture	Cap Exp	15,000		(4,262)	Reduced costs as the project is now complete
5523028	Pool Guttering & Tiling	Cap Exp	150,000		(90,000)	Reduced costs as the works not as extensive as initially thought
5523029	Stadium floor resurfacing	Cap Exp	40,000		(3,275)	Reduced costs as the project is now complete
5523035	Personal Floatation Devices for LTS	Cap Exp	5,000		(2,254)	Reduced costs as the project is now complete
5523037	Water Stands for LTS	Cap Exp	5,000		(571)	Reduced costs as the project is now complete
5510638	504 Victoria Road - Ryde Aquatic Leisure Centre	From Res	(1,158,635)		79,346	Adjustment of amounts transferred to/from RALC Reserve to balance out the overall cost to General Revenue
5523004	RALC Air Handling Units (Leisure Pool)	From Res	(492,200)		42,200	Adjustment of amounts transferred to/from RALC Reserve to balance out the overall cost to General Revenue
5523015	RALC Security Cameras	From Res	(10,000)		1,035	Adjustment of amounts transferred to/from RALC Reserve to balance out the overall cost to General Revenue
5523024	RALC - Ladies Leisure Pool Change Rooms	From Res	(45,345)		1,158	Adjustment of amounts transferred to/from RALC Reserve to balance out the overall cost to General Revenue

## City of Ryde - 2010/2011 Quarterly Changes Report

			<i>Approved Budget 2010/2011</i>	<i>Actual 2010/2011</i>	<i>Proposed Changes 2010/2011</i>	<i>Comments</i>
5523027	Café Furniture	From Res	(15,000)		4,262	Adjustment of amounts transferred to/from RALC Reserve to balance out the overall cost to General Revenue
5523028	Pool Guttering & Tiling	From Res	(150,000)		90,000	Adjustment of amounts transferred to/from RALC Reserve to balance out the overall cost to General Revenue
5523029	Stadium floor resurfacing	From Res	(40,000)		3,275	Adjustment of amounts transferred to/from RALC Reserve to balance out the overall cost to General Revenue
5523035	Personal Floatation Devices for LTS	From Res	(5,000)		2,254	Adjustment of amounts transferred to/from RALC Reserve to balance out the overall cost to General Revenue
5523037	Water Stands for LTS	From Res	(5,000)		571	Adjustment of amounts transferred to/from RALC Reserve to balance out the overall cost to General Revenue
7811001	RALC Aquatic Entry Administration	From Res	(805,113)		26,430	Adjustment of amounts transferred to/from RALC Reserve to balance out the overall cost to General Revenue
7811010	Aquatic Operations	From Res	(632,257)		(17,567)	Adjustment of amounts transferred to/from RALC Reserve to balance out the overall cost to General Revenue
7811075	Customer Service	From Res	(279,545)		4,508	Adjustment of amounts transferred to/from RALC Reserve to balance out the overall cost to General Revenue
7811159	Marketing	From Res	(26,400)		6,728	Adjustment of amounts transferred to/from RALC Reserve to balance out the overall cost to General Revenue
7811223	Slide/Inflatable	From Res	(42,986)		5,538	Adjustment of amounts transferred to/from RALC Reserve to balance out the overall cost to General Revenue
7811312	Group Management Charge/Recovery	From Res	(24,136)		(57,861)	Adjustment of amounts transferred to/from RALC Reserve to balance out the overall cost to General Revenue
7811009	Aquatic Entry	To Res	1,085,466		(92,647)	Adjustment of amounts transferred to/from RALC Reserve to balance out the overall cost to General Revenue
7911147	Learn to Swim	To Res	1,460,454		(264,680)	Adjustment of amounts transferred to/from RALC Reserve to balance out the overall cost to General Revenue
7911331	School Programs	To Res	108,577		26,990	Adjustment of amounts transferred to/from RALC Reserve to balance out the overall cost to General Revenue
8011105	Facility Hire	To Res	492,128		(49,416)	Adjustment of amounts transferred to/from RALC Reserve to balance out the overall cost to General Revenue
8011195	Programs	To Res	90,694		(1,293)	Adjustment of amounts transferred to/from RALC Reserve to balance out the overall cost to General Revenue
8111017	Birthday Parties	To Res	32,430		(12,941)	Adjustment of amounts transferred to/from RALC Reserve to balance out the overall cost to General Revenue
8211165	Merchandise	To Res	145,456		(35,546)	Adjustment of amounts transferred to/from RALC Reserve to balance out the overall cost to General Revenue
<b>Total 952 - RALC</b>					<b>(32,283)</b>	

## City of Ryde - 2010/2011 Quarterly Changes Report

			<i>Approved Budget 2010/2011</i>	<i>Actual 2010/2011</i>	<i>Proposed Changes 2010/2011</i>	<i>Comments</i>
<b>953 - Community &amp; Culture</b>						
6911360	Multicultural Community Development - Grant funded	NCP Inc	(65,580)		65,580	Grant funds not received and project will not proceed.
6911360	Multicultural Community Development - Grant funded	NCP Exp	20,000		(20,000)	Grant funds not received and project will not proceed.
6911360	Multicultural Community Development - Grant funded	NCP Exp	68,189		(68,189)	Grant funds not received and project will not proceed.
<b>Total 953 - Community &amp; Culture</b>					<b>(22,609)</b>	
<b>954 - Library Services</b>						
7010528	2 Graf Avenue - West Ryde Library	Op Exp	12,800	7,457	(3,000)	Savings to offset the additional costs for Eastwood Library
7010529	45 West Parade (Cnr Hillview Road) - Eastwood Library	Op Exp	10,500	13,847	5,000	Additional costs, offset by savings in West Ryde & North Ryde Libraries
7010531	201 Cox's Road - North Ryde Library	Op Exp	7,800	3,411	(2,000)	Savings to offset the additional costs for Eastwood Library
7010537	6 Pittwater Road - Gladesville Library	Op Exp	6,100	2,308	(3,000)	Savings to offset the additional costs within Library Systems
7111237	Systems	Op Exp	7,500	1,130	(5,000)	Savings to offset the additional costs within Library Systems
7111237	Systems	Op Exp	102,572	108,479	8,000	Additional costs, offset by savings in Gladesville Library and other areas of Library Systems
<b>Total 954 - Library Services</b>						
<b>Total People</b>					<b>345</b>	

## City of Ryde - 2010/2011 Quarterly Changes Report

	<i>Approved Budget 2010/2011</i>	<i>Actual 2010/2011</i>	<i>Proposed Changes 2010/2011</i>	<i>Comments</i>
GRAND TOTAL			(259,818)	

## Consolidated Income & Expenditure Estimates 2010/2011

*Includes all Special Rates & Levies*

<b>PROJECTED OPERATING RESULT</b>	<b>Original Budget 2010/2011 \$'000</b>	<b>C/Over Budget 2010/2011 \$'000</b>	<b>TOTAL Original Budget 2010/2011 \$'000</b>	<b>Sep Changes 2010/2011 \$'000</b>	<b>Dec Changes 2010/2011 \$'000</b>	<b>Mar Changes 2010/2011 \$'000</b>	<b>Jun Changes 2010/2011 \$'000</b>	<b>Calculated Budget 2010/2011 \$'000</b>	<b>APPROVED Budget 2010/2011 \$'000</b>
<b>OPERATING REVENUE</b>									
Rates & Annual Charges	55,815		55,815			221		56,036	55,815
User Charges & Fees	11,161		11,161	(25)	(5)	(102)		11,029	11,131
Interest	2,490		2,490	801	209	760		4,261	3,500
Other Operating Revenue	5,278	50	5,328	6	250	331		5,916	5,585
Operating Grants & Contributions	6,450	15	6,465	(785)	(92)	(91)		5,496	5,587
<b>TOTAL OPERATING REVENUE</b>	<b>81,194</b>	<b>65</b>	<b>81,259</b>	<b>(3)</b>	<b>362</b>	<b>1,120</b>		<b>82,738</b>	<b>81,618</b>
<b>OPERATING EXPENSES</b>									
Employee Costs	33,732	9	33,741	53	(635)	631		33,791	33,160
Materials & Contracts	23,104	925	24,029	73	1,023	2,012		27,137	25,125
Borrowing Costs	344		344			500		844	344
Other Operating Expenses	11,027	290	11,316	(16)	(1)	(3,097)		8,202	11,299
<b>TOTAL OPERATING EXPENSES</b>	<b>68,207</b>	<b>1,223</b>	<b>69,431</b>	<b>110</b>	<b>387</b>	<b>47</b>		<b>69,975</b>	<b>69,928</b>
<b>Operating Result Before Capital Amounts</b>	<b>12,986</b>	<b>(1,158)</b>	<b>11,828</b>	<b>(113)</b>	<b>(25)</b>	<b>1,073</b>		<b>12,763</b>	<b>11,690</b>
Capital Grants & Contributions	5,615	436	6,050	(37)	1,330	(13)		7,330	7,343
In-kind Contributions	43,350		43,350			(23,355)		19,995	43,350
Net Gain / (Loss) on Disposal of Assets									
<b>Total Capital Income</b>	<b>48,965</b>	<b>436</b>	<b>49,400</b>	<b>(37)</b>	<b>1,330</b>	<b>(23,368)</b>		<b>27,325</b>	<b>50,693</b>
<b>Operating Result Before Depreciation</b>	<b>61,951</b>	<b>(722)</b>	<b>61,228</b>	<b>(150)</b>	<b>1,305</b>	<b>(22,295)</b>		<b>40,089</b>	<b>62,384</b>
Depreciation & Impairment	18,500		18,500					18,500	18,500
<b>Operating Result</b>	<b>43,451</b>	<b>(722)</b>	<b>42,728</b>	<b>(150)</b>	<b>1,305</b>	<b>(22,295)</b>		<b>21,589</b>	<b>43,884</b>
<b>PROJECTED FUNDING</b>									
<b>OPERATING RESULT</b>	43,451	(722)	42,728	(150)	1,305	(22,295)		21,589	43,884
Funding									
Add (Non-Cash) - Depreciation	18,500		18,500					18,500	18,500
ADD Book Value of Assets Disposed	801		801	974				1,775	1,775
<b>Cash Available to Fund Capital Expenditure</b>	<b>62,752</b>	<b>(722)</b>	<b>62,029</b>	<b>824</b>	<b>1,305</b>	<b>(22,295)</b>		<b>41,863</b>	<b>64,159</b>
<b>CAPITAL EXPENDITURE</b>									
Community Life	815	796	1,611		153	(137)		1,627	1,764
Environment & Planning									
Public Works	66,507	3,228	69,735	2,785	1,159	(23,311)		50,369	73,680
Corporate Services	930		930	177	33	437		1,577	1,140
<b>TOTAL CAPITAL EXPENDITURE</b>	<b>68,252</b>	<b>4,025</b>	<b>72,277</b>	<b>2,962</b>	<b>1,345</b>	<b>(23,011)</b>		<b>53,572</b>	<b>76,583</b>
<b>Cash Flow to Fund</b>	<b>(5,500)</b>	<b>(4,747)</b>	<b>(10,247)</b>	<b>(2,138)</b>	<b>(40)</b>	<b>715</b>		<b>(11,709)</b>	<b>(12,424)</b>
<b>Financed by:</b>									
Opening Working Capital	4,140	409	4,549					4,549	4,549
<b>Borrowings</b>									
New Borrowings									
Less: Loan Repayments	(381)		(381)					(381)	(381)
Net Loan Funds (Payments/Receipts)	(381)		(381)					(381)	(381)
<b>Reserves</b>	<b>4,883</b>	<b>4,747</b>	<b>9,630</b>	<b>2,214</b>	<b>(448)</b>	<b>(456)</b>		<b>10,942</b>	<b>11,397</b>
<b>Closing Working Capital</b>	<b>3,142</b>	<b>409</b>	<b>3,551</b>	<b>77</b>	<b>(487)</b>	<b>260</b>		<b>3,401</b>	<b>3,141</b>