



# CITY OF RYDE SOCIAL PLAN 2019-2024


JULY 2019

© City of Ryde



## ACKNOWLEDGEMENT OF COUNTRY

**City of Ryde Council would like to acknowledge the Wallumedegal who are the Traditional Custodians of this Land. Council would also like to pay respect to the Elders both past and present of the Darug Nation and extend that respect to all other Aboriginal and Torres Strait Islander people.**



*Artwork: Chris Tobin, Journey to the Sky Country*



# MESSAGE FROM THE MAYOR



I am delighted to present the City of Ryde Social Plan 2019-2024. The City of Ryde is committed to ensuring that all residents have the opportunity to live healthy, rewarding and socially connected lives. The Social Plan 2019-2024 demonstrates Council's commitment to work closely with the community, local service providers and other levels of government to promote social wellbeing in the City. This Plan provides a framework for building and fostering key social wellbeing outcomes for the City of Ryde and identifies goals and objectives across Council that respond to our rapidly changing community.

The City of Ryde is one of New South Wales' ten most multicultural local government areas and we continue to attract, celebrate and welcome newly arrived migrants. We have a young population with 48% of our residents under the age of 35 years. This trend is expected to continue as we welcome more young professionals and young families into the area. We are currently experiencing major residential high density developments in the State Government's Priority Precincts of North Ryde and Macquarie Park, which will increase our population.

At Council we pride ourselves on creating a liveable environment for the whole community. This includes providing social spaces and places such as parks and playgrounds, meeting rooms and community halls as well as our libraries and the Ryde Aquatic Leisure Centre. We provide walking and cycling infrastructure and advocate on behalf of residents for convenient and accessible public transport, open space, local shops and community services.

This Plan was developed with input from local residents, service providers, faith leaders, schools and businesses. Thank you to those who gave up their time to provide input through surveys, forums, community pop-ups and interviews. It has also been developed considering other Council strategies, including the Ryde 2028 Community Strategic Plan, with the aim being for the Social Plan to inform future iterations of the Community Strategic Plan.

Council plays an important role in bringing together both the community and key agencies across the City so that we can all work to address issues that can impact on our health and wellbeing such as family violence, discrimination,

homelessness and community connectedness. In doing so we also make sure we take the time to celebrate the wonderfully diverse peoples and cultures that make the City of Ryde what it is.

I hope we have reflected your views and aspirations within this document, which will help to make the City of Ryde the best it can be.

Clr Jerome Laxale - City of Ryde Mayor.





# TABLE OF CONTENTS

## PART A - BACKGROUND

- A1. INTRODUCTION**
- A2. STRATEGIC CONTEXT**
- A3. OUR PEOPLE & NEIGHBOURHOODS**
- A4. SNAPSHOT OF SOCIAL WELLBEING IN THE CITY OF RYDE NOW**

## PART B - THE SOCIAL PLAN

- B1. VISION FOR SOCIAL WELLBEING**
- B2. STRATEGIC DIRECTIONS (SD)**
  - SD01: A CONNECTED COMMUNITY**
  - SD02: AN INCLUSIVE & DIVERSE COMMUNITY**
  - SD03: A LIVEABLE PLACE**
  - SD04: A WELCOMING & SAFE PLACE**
  - SD05: AN ACTIVE, HEALTHY COMMUNITY**
- B3. IMPLEMENTATION & MEASURING SOCIAL WELLBEING**

## PART C - APPENDICES

- C1. COMMUNITY PROFILE: CURRENT POPULATION**
- C2. SOCIAL INFRASTRUCTURE, PROGRAMS & ACTIVITIES AUDIT**

*Photograph (front cover): Top Ryde Shopping Centre event (source: [www.shoppingcentrenews.com.au](http://www.shoppingcentrenews.com.au))*

*Photograph (page 4): Intergenerational connection (source: [strongwatersstudio.com](http://strongwatersstudio.com))*

*Photograph (page 5)*







Community Christmas

## City of Ryde

Social Plan 2019-2024

2019 © City of Ryde

### DISCLAIMER

While every reasonable effort has been made to ensure that this document is correct at the time of printing, the Councils of the City of Ryde, its agents and employees, disclaim any and all liability to any person in respect of anything or the consequences of anything done or omitted to be done in reliance upon the whole or any part of this document.

### COPYRIGHT NOTICE

If you wish to reproduce, alter, store or transmit material appearing in this submission document for any purpose, requests for formal permission should be directed to the General Manager, City of Ryde, Locked Bag 2069, North Ryde, NSW 1670 or email [cityofryde@ryde.nsw.gov.au](mailto:cityofryde@ryde.nsw.gov.au)

### CONTACT

City of Ryde, Tel: 9952 8222.



# EXECUTIVE SUMMARY

More than 1,100 people contributed to the development of the City of Ryde Social Plan 2019-2024. The aim of this Plan is to ensure that our community and places are inclusive, connected and progress is measured not just by economic prosperity but also equally in terms of social justice and the wellbeing of our community.

Partnership and collaboration are at the heart of achieving social wellbeing outcomes. Only by working across Council and with our community, service providers and other government and non-government agencies will be able to address the needs and aspirations of our diverse peoples and places.

This Plan provides a strategic roadmap to sustain and improve social wellbeing and support delivery of the 2028 Community Strategic Plan, and other Council strategies, policies and activities.

The Social Plan vision, strategic directions and objectives have been informed through extensive research and consultation with our diverse community and key stakeholders and best practice research.

## EMERGING ISSUES AND OPPORTUNITIES

From the background research and community engagement undertaken, a number of issues and opportunities emerged that have informed the strategic directions and objectives.

### COMMUNITY CONNECTIVITY AND ACCESS TO SERVICES:

The City of Ryde residents' perceived quality of life is strong. Safety measures also exceed metropolitan Sydney benchmarks. There is also a higher proportion of residents that actively volunteer compared to the average across Greater Sydney. However, there remains opportunity to further build on these strengths and increase a sense of community, connectivity and social participation. Social isolation is a serious but often invisible problem in cities worldwide and was identified as a key issue for community and service providers, particularly for our culturally and linguistically diverse, newly arrived, older populations and for those living in high-density developments.

**AN INCREASINGLY DIVERSE COMMUNITY:** The City of Ryde is a diverse community, with 48.6% of residents born overseas. This was an attribute identified as being a major strength for the area. The community highlighted the vibrancy and character that cultural events, festivals, food, businesses and people bring to our neighbourhoods and communities. However, there is a need to support cross-cultural connections, build a stronger feeling of welcome and sharing amongst groups to connect our established and emerging groups and newly arrived residents into the community and to appropriate services.

While the majority of residents did not have any problems accessing general services in their local area, a lack of youth services and LGBTQI+ specific services in the area is a challenge for our community.

### LIVING IN A CHANGING AND INCREASINGLY DENSE URBAN

**ENVIRONMENT:** Cost of living is increasing across Greater Sydney and affordable housing is also a key issue for the City of Ryde. Our area has slightly higher levels of rental housing stress compared to Greater Sydney, and there is a strong perception amongst consulted community and stakeholders that there is a lack of affordable housing. With increasing high-density apartment living within the City of Ryde, residents will need access to social and recreational spaces outside of the home to connect with each other, learn and play. This includes multipurpose community infrastructure with co-located services and community spaces, as well as welcoming and safe civic plazas, urban parks, and music practice rooms within high-density developments.

### DIFFERENT EXPERIENCES OF SAFETY AND SENSE OF BELONGING:

While the majority of people feel safe living in the City of Ryde, there are varying perceptions of safety depending on the time of day and night or location within the area. Service providers indicated that the lack of domestic violence and homelessness refuges located within the Local Government Area (LGA) is a key challenge and data indicated increasing levels of reported domestic violence incidents, particularly in high-density areas (between January 2017 and December 2018). While 81% of telephone survey respondents indicated that they had not seen or experienced discriminatory behaviours towards themselves or others because of race, religion, gender or age, people, and in particular women, in Eastwood, indicated the highest incidence of discrimination.

### STRONG FOUNDATIONS TO IMPROVE HEALTH AND WELLBEING

**OUTCOMES:** Overall, our residents are relatively active and healthy, with 70% of telephone survey respondents stating they participate in 30 minutes or more physical activity, three or more times a week. The City of Ryde is within the Northern Sydney Local Health District, which has some of the lowest rates of obesity and alcohol consumption in NSW, but a higher incidence of smoking and teenage pregnancy. There are also opportunities to leverage our open space and natural environment assets to further connect and encourage our residents to participate in more healthy activities and increase wellbeing outcomes.

## HOW OUR COMMUNITY DEFINED SOCIAL WELLBEING ....

**COMMUNITY CONNECTIONS AND BELONGING** are foundations of social wellbeing and support a sense of place and belonging.

**DIVERSITY AND CROSS-CULTURAL CONNECTION** strengths, and we want the City of Ryde to be a place where everyone feels welcome and can express their difference and share their backgrounds and stories, traditions and beliefs regardless of where you're from, where you live, what you earn, or who you are.

**SERVICES AND PROGRAMS THAT MEET COMMUNITY NEEDS** play a crucial role in supporting social wellbeing and increasing the quality of life for everyone.

**INCLUSION AND ACCESSIBILITY** are the foundation of a strong community by providing opportunities for everyone in the community to be supported and prosper.

**SPACES AND PLACES** and the quality of the environment we live in greatly influence our social wellbeing. Physical spaces provide the opportunity for people to come together to interact, connect, share experiences, access services and participate in civic and community life.

**HEALTH AND SAFETY** including the physical, mental and emotional health of the community is a key aspect of social wellbeing. The City of Ryde is a great place to live, and providing a welcoming and safe place helps to build an active, healthy community.



## PROJECT PROCESS

The Social Plan builds on Council's existing strategies, plans and policies and was developed through research and extensive community engagement including:

- Analysis of current and forecast population characteristics
- Auditing and mapping of existing community assets
- Review and analysis of relevant social wellbeing policy and strategic directions at the national, state, regional and local level
- Review and analysis of social planning best practice and key trends, and
- Community and stakeholder engagement with over 1,100 people completed between February and May 2019, including with community, government stakeholders and the private and not-for-profit sectors. A full report on engagement activities and findings is provided separately.



**743 surveys and interviews**

The purpose of surveys and interviews was to identify issues and opportunities for social wellbeing, from a range of stakeholders.

- A **community survey** and a **service providers survey** was available via Council's website between **6 and 31 March 2019**;
- 403 people were contacted via a **telephone survey**, and
- 20 **stakeholder interviews** with a variety of community, service providers and government representatives were conducted.

**81 hours of face-to-face surveys**

Locations of the surveys were conducted in person include:

- Eastwood Library
- Ryde Library
- Gladesville Library
- North Ryde Library
- West Ryde Library
- Top Ryde Plaza
- West Ryde Plaza
- Macquarie Park Train Station
- Trim Place, Gladesville
- Eastwood Mall. (on Harmony Day)

**364 workshop participants**

Held between **27 February and 11 March 2019**, the aim of workshops was to work with community and stakeholders to identify the local social connectors/assets, and well as the strengths, challenges and opportunities for social wellbeing in the City of Ryde. Workshops included:

- 2x general community workshops
- 2x Council Advisory Committee workshops
- Aboriginal Women's Gathering Group
- Multicultural workshop
- Korean community forum
- Chinese community forum
- Faith community workshop
- Service providers workshop
- School principals forum
- International Women's Day drop-in session
- Venture Cafe drop-in session
- Creative community workshop

**Discussion Paper**

The discussion paper gave the community an opportunity to provide feedback on key findings from workshops, surveys and interviews. It was circulated to community workshop participants and students at Ryde Secondary College and Hunters Hill High School. **In total, 49 responses were received.**





# PART A - BACKGROUND



# PART A - BACKGROUND

## A1. INTRODUCTION

## A2. STRATEGIC CONTEXT

## A3. OUR PEOPLE & NEIGHBOURHOODS

## A4. SNAPSHOT OF SOCIAL WELLBEING IN THE CITY OF RYDE NOW

# A1. INTRODUCTION

The City of Ryde Social Plan 2019 - 2024 outlines a strategic roadmap to sustain and improve social wellbeing in the City of Ryde for our communities and places as they grow and change over the next five years.

This Plan has been developed through extensive research and consultation with our diverse community and key stakeholders - government, not-for-profit and private sectors.

It provides a shared vision for a cohesive, inclusive and healthy community and network of connected places and people. The five strategic directions, together with the vision, provide a framework to guide the future activities, services and programs delivered by the community and Council.

## WHY DO WE NEED A SOCIAL PLAN?

The aim of this Plan is to ensure that the City of Ryde is an inclusive, connected and welcoming place and community, where progress is measured not just by economic prosperity but also equally in terms of social justice and the wellbeing of our community.

Sustainability is at the heart of long-term social planning. This Plan also provides an understanding of who our community is, identifying current and future needs, gaps and desired outcomes.

It responds to the key principles and directions of the UN Sustainable Development Goals, the UN Declaration on the Rights of Indigenous Peoples as well as the City of Ryde's Community Strategic Plan and relevant state and local strategies and plans.

The vision, strategic directions and objectives ensure the places, activities, services and programs delivered by both Council and the community will help guide continued improvement to quality of life, health and wellbeing for everyone within the City of Ryde.

## WHAT IS SOCIAL WELLBEING?

Social wellbeing is about strengthening our community to improve our individual and collective health, wellbeing, resilience and providing the opportunity for everyone to reach their potential. It's about feeling a sense of belonging and inclusion, and being connected to others means you feel more supported in your community.

Social wellbeing influences our everyday lives. It's about having access to appropriate and secure housing, and active transport options to easily get around, and connecting to needed services, to jobs and each other. It is the opportunity to learn, whether young or old. Creating connections and building strong relationships fosters healthy lives, feelings of safety, welcome, and a sense of belonging and identity. Our lifestyles, ways of living together, value systems, traditions and beliefs are all important factors in building social capital and improving wellbeing.

It is about improving the quality of life for current and future residents, workers and students and creating places where people feel welcome, safe and have the ability to participate in civic life. This combined contributes to the evolution and improvement to our City and of our people.



## A2. STRATEGIC CONTEXT

The Social Plan 2019-2024 aligns with the goals and objectives of relevant international, national, state, regional and local policy settings. It also embeds the City of Ryde's community vision and strategies as well as the key objectives and directions from existing Council strategies, plans and policies.

### INTERNATIONAL

#### UN Sustainable Development Goals

First adopted in 2016, the United Nations (UN) Sustainable Development Goals (SDGs) outline 17 aspirations for global social, economic and environmental progress. This Plan focuses on those SDGs that will contribute to the City of Ryde's social wellbeing: Good Health and Well-being (SDG 3), Quality Education (SDG 4); Gender Equality (SDG 5), Reduced Inequalities (SDG 10), Sustainable Cities and Communities (SDG 11), Peace, Justice and Strong Institutions (SDG 16) and Partnerships for the Goals (SDG 17).

While these are designed as global development goals, they remain relevant to the local context and highlight the importance of local government, local communities, neighbourhoods and business in contributing to the social wellbeing of residents, workers, students and visitors. These goals provide another way that social progress and wellbeing within the City of Ryde can be tracked and measured.

#### UN Declaration on the Rights of Indigenous Peoples

The UN Declaration on the Rights of Indigenous Peoples was adopted in 2007. "It establishes a universal framework of minimum standards for the survival, dignity and well-being of the Indigenous peoples of the world and it elaborates on existing human rights standards and fundamental freedoms as they apply to Indigenous peoples" (Australian Human Rights Commission).

The City of Ryde, in conjunction with Reconciliation Australia has commenced work towards establishing our first Reconciliation Action Plan. The Social Plan recognises the strength, resilience and contributions of our Aboriginal and Torres Strait Islander peoples, and the spiritual connection they hold for their lands, waters, cultures and beliefs. It reflects a commitment to building vibrant communities and creating purposeful outcomes that reflect our deep appreciation for the peoples and cultures that make us who we are and shape where we are going — together as one.



Figure 1 - UN Sustainable Development Goals

### NATIONAL AND STATE

The Social Plan aligns with and reflects a number of national and NSW Government strategies and plans, including:

- The National Strategy for Young Australians outlines the following vision: "The Australian Government's vision is for all young people to grow up safe, healthy, happy and resilient and to have the opportunities and skills they need to learn, work, engage in community life and influence decisions that affect them."
- The National Disability Strategy outlines a vision for an inclusive Australian society that enables people with disability to fulfil their potential as equal citizens.
- NSW Ageing Strategy, 2016 - 2020 outlines a vision that people in NSW experience the benefits of living longer and enjoy opportunities to participate in, contribute to and be included in their communities.
- NSW Disability Inclusion Plan (2016) focuses on four areas for action including developing positive community attitudes and behaviours; creating liveable communities; supporting access to meaningful employment; and improving access to mainstream services through better systems and processes.
- NSW Homelessness Strategy (2018 - 2023) established three focus areas including: Prevention and early intervention; Better access to support and services; and An integrated, person-centred system.
- NSW Volunteering Strategy (2016 - 2020) focuses on expanding participation in community life through volunteering; Designing and developing new volunteering options; building capacity in volunteer organisations to innovate and deliver best-practice volunteer management; and enhancing programs to recognise the positive contribution of volunteers. A focus of the Strategy is to attract young people to volunteering and support a lifelong commitment to community service. People who are newly retired, or nearing retirement are also supported to explore volunteering opportunities locally or further afield.



## REGIONAL

### Resilient Sydney

100 Resilient Cities (an organisation dedicated to helping cities around the world build resilience to economic, social and physical challenges) describes urban resilience as the capacity of individuals, communities, institutions, businesses and systems within a city to survive, adapt and thrive no matter what kinds of chronic stresses and acute shocks they experience. Chronic stresses weaken the fabric of a city on a day-to-day or cyclical basis, for example lack of social infrastructure, green spaces and inadequate transport.

'Resilient Sydney – A Strategy for City Resilience', is a five-year plan guided by five strategic directions. The Plan acknowledges that the provision of adequate local, district and metropolitan infrastructure, as well as the systems and networks that make up Greater Sydney, are critical to increasing resilience overall. The Plan's directions are:

- People-centred - include communities in the decision making that shapes their lives
- Live with Climate - adapt to climate changes to ensure our communities are safe and comfortable, while safeguarding our economy and environment
- Connect for Strength - encourage a sense of belonging and equal access to engage in society, the economy and all the city has to offer
- Get Ready - understanding the infrastructure and service network and manage risk through the provision and maintenance to futureproof the city and community, and
- One City - work to overcome impediments cause by multi-layered government in infrastructure delivery.

### A Metropolis of Three Cities (Greater Sydney Commission)

The Greater Sydney Region Plan, A Metropolis of Three Cities, envisages the creation of three distinct cities that will be the focus of economic, social and cultural activity for residents by 2056. It is built on a vision where the people of Greater Sydney live within 30 minutes of their jobs, education and health facilities, services and great places.

The Plan includes a focus on universal design, and resilient and socially connected communities with walkable streets and great places that bring people together. Collaboration is also a key theme of the Plan, with encouragement for cross-governmental collaboration as well as innovative processes to delivery planning outcomes and infrastructure.

### North District Plan

City of Ryde Council sits within the North District, as defined by the Greater Sydney Commission. Relevant to the Social Plan, the North District Plan includes planning priorities, (N3) Providing services and social infrastructure to meet people's changing needs; (N4) Fostering healthy, creative, culturally rich and socially connected communities; (N5) Providing housing supply, choice and affordability with access to jobs, services and public transport; (N6) Creating and renewing great places and local centres, and respecting the District's heritage; (N9) Growing and investing in health and education precincts; and (N20) Delivering high-quality open space.

Collaboration processes to initiatives being led by the NSW Department of Planning and Environment within the City of Ryde include the **Macquarie Park Health and Education Precinct and Planned Precinct**, which will bring together City of Ryde Council, NSW Health, Transport for NSW and NSW Roads and Maritime Services and other State agencies to grow jobs and infrastructure within the precinct.



Get That Job Day

## CITY OF RYDE

This Plan should be considered in conjunction with other relevant Council strategies, including the Community Strategic Plan, Creativity Strategy, Library Service Strategic Plan, Disability Inclusion Action Plan, Night-time Economy Action Plan and the Reconciliation Action Plan (which is currently being developed). The key principles and objectives of these plans have been embedded within the strategic directions for social wellbeing.

### City of Ryde's Community Strategic Plan 2028

The City of Ryde's Community Strategic Plan 2028 (CSP) is a ten-year plan that sets out the community's vision for the future and strategies to achieve it. Detailed directions and actions are outlined in the four-year Delivery Program and Operational Plan. This Social Plan sits under the CSP and will help to deliver on the CSP vision of "the place to be for lifestyle and opportunity at your doorstep". It includes a focus on community outcomes under seven themes:

- Our Vibrant and Liveable City
- Our Active and Healthy City
- Our Natural and Sustainable City
- Our Smart and Innovative City
- Our Connected and Accessible City
- Our Diverse and Inclusive City, and
- Our Open and Progressive City.

See Figure 2 - 'City of Ryde Community Strategic Plan themes and objectives' on page 12.

## LOCAL PLANNING FOR SOCIAL INCLUSION AND PARTICIPATION

### Disability Inclusion Action Plan (City of Ryde, Hunters Hill and Lane Cove Councils)

The purpose of the DIAP is to support disability inclusion in our communities and throughout NSW. The DIAP identifies a clear set of actions and strategies in line with the following focus areas of inclusion. They are:

- Developing positive community attitudes and behaviours
- Creating liveable communities
- Supporting access to meaningful employment, and
- Improving access to services through better systems and processes.



## Arresting Vulnerability Research Project

The 'Arresting Vulnerability Research Project' was a response to the changing demographic within the City of Ryde and the impact on the community. The area is experiencing an increase in people over 50 years of age who are struggling to get back into the workforce resulting in the emergence of 'working poor' – people who are involved in steady employment yet are struggling to make ends meet due to the high cost of living and comparatively low wages. The project focused on homelessness and food security as two key areas and aimed to develop an evidence base from which future projects can be developed.

Over the course of the Project, fifteen service providers and one community group were approached and asked about developing trends, typical client profiles and any other specific information that could help build a thorough understanding of how the issues of homelessness and food security are presenting themselves in the City of Ryde.



### Our vibrant and liveable city

- Great places, vibrant neighbourhoods
- Collaborative development
- Sustainable design



### Our active and healthy city

- Enhanced recreational spaces
- Well targeted services



### Our natural and sustainable city

- Sustainable planning
- Protect natural areas
- Resilient infrastructure



### Our smart and innovative city

- Business opportunity
- Strengthening business networks
- Macquarie Park



### Our connected and accessible city

- Connections to our city
- Connections within our city
- Digital connectivity



### Our diverse and inclusive city

- An engaged, connected community
- Accessible community facilities
- Celebrating culture and heritage



### Our open and progressive city

- Advocacy on key issues
- An engaged and informed community
- Well led, financially sustainable

## PLANNING FOR TRANSPORT

### Integrated Transport Strategy 2016-2031

The City of Ryde Integrated Transport Strategy aims to maximise opportunities to increase public transport and walking and cycling use, reduce the frequency and length of trips on the transport system, improve local traffic access and parking, and provide a framework for a more cohesive transport network out to the year 2031.

The Strategy identifies the following vision for the City of Ryde traffic and transport system: *“a traffic and transport system that supports economic growth and local amenity by stimulating land development, influencing the use of sustainable transport and promoting safety and equity. The City of Ryde will be regionally connected and locally accessible.”*

## PLANNING FOR HOUSING

### Affordable Housing Policy 2016-2031

The City of Ryde Affordable Housing Policy 2016-2031 offers a framework to advocate for, facilitate, provide and manage affordable housing. Council's determination to address housing affordability for essential key workers in Ryde LGA aims to lessen the negative impacts that housing stress is having across the community. This policy acknowledges that without intervention, there will be very little affordable housing for households on very low, low or moderate incomes in the future.

The policy's vision is: *“By 2031, the City of Ryde Council will be a leading council in Sydney in the provision of affordable housing and an increasing number of key workers in the local economy will live locally.”*

This is supported through three goals:

1. By 2031, 5% of all new dwellings in Ryde LGA will be affordable housing for key worker households on very low to moderate incomes.
2. By 2031, Council and stakeholders will be operating under a clear and transparent framework to deliver affordable housing outcomes.
3. By 2031, Council will have well established partnerships with the NSW Government, community housing providers and other relevant stakeholders that help to deliver the vision.

Figure 2 - City of Ryde Community Strategic Plan Themes and Objectives



## PLANNING FOR ECONOMIC DEVELOPMENT

### City of Ryde Economic Development Plan 2015-2019

The goals of the City of Ryde's Economic Development Plan includes:

- Goal 1: Macquarie Park continues to attract new businesses and a talented workforce.
- Goal 2: Town and neighbourhood centres are vibrant and attractive for residents, employees and visitors.
- Goal 3: Small businesses thrive in an environment of relevant information, training and networking opportunities.
- Goal 4: Job seekers find work locally via employment services, vocational training and work experience opportunities.
- Goal 5: People can freely move into, out of, and around City of Ryde using modes of transport that are sustainable.
- Goal 6: Market investment opportunities and permit a variety of activities in the city's employment.

### Night-time Economy Study and Action Plan

The Night-time Economy Study summarised the size and character of the night-time economy (NTE) experience in the City of Ryde's town centres of Eastwood, Gladesville, Macquarie Park, Meadowbank, Top Ryde and West Ryde and the Hunters Hill town centres of Boronia Park and Hunters Hill village and identified strategies to enhance NTE activations. The Action Plan provides actions under the following strategic directions:

- A diverse, vibrant, and quality night-time experience
- A safe, welcoming and functional place, and
- A responsive city.

## PLANNING FOR SOCIAL INFRASTRUCTURE

### Library Service Strategic Plan: Great Libraries, Great Communities 2019-2024

The Library Service Strategic Plan will guide Council in the delivery of the library services and facilities to meet community needs in both the short and longer term. This Plan positions Council to optimise opportunities from the growth and development of the local area and recognises the important role of libraries in building social cohesion, providing opportunities through employment, volunteering, events and social activities, and building a common vision and sense of belonging.

The Plan outlines a Library Service Delivery model that offers an expanded scope to ensure that it meets the expectations of Ryde's growing population, based on the measured, long-term delivery of library spaces of between 10,000 up to 13,000 sqm (up from the current 4,879 sqm), including one City Library, supported by Specialist Centre Libraries, Town Centre Libraries and Small Centre Libraries. These will be located in the centres where the population is most concentrated to ensure library facilities remain within reach for all City of Ryde residents.

### Social and Cultural Infrastructure Framework 2014

This work has resulted in the identification of detailed principles for social and cultural infrastructure, including design principles for new facilities. The principles are:

- Locate new social and cultural infrastructure within urban centres.
- Create community hubs, inclusive of multipurpose social and cultural infrastructure.
- Express the experiences and richness of the local community.
- Maximise access to and use of social and cultural infrastructure.
- Use a partnership approach to planning, delivery and operation.
- Increase financial sustainability.

Design principles for new social and cultural infrastructure, including:

- Contributes to a sense of place
- Connected to public transport, pedestrian and cycling networks
- Visible from the street or other public place
- Designed to be used flexibly
- Designed to maximise safety
- Incorporates technology, and
- Designed to be expanded and adapted in response to changing community needs
- Incorporates compatible commercial uses.

## PLANNING FOR OPEN SPACE AND RECREATION

### Sport and Recreation Strategy 2016-2026

The purpose of the Sport and Recreation Strategy 2016 - 2026 is to provide a framework for the ongoing effective provision, management and coordinated development of recreation facilities and services across the City of Ryde.

The Strategy outlines the following vision: ***"Through its role in sport and recreation planning and management, the City of Ryde will contribute to the lifestyle, health and wellbeing and social cohesion of Ryde."***

To achieve this vision, Seven Thematic Priorities have been established for sport and recreation:

- Optimal use of sport and recreation facilities
- Access to sport and recreation facilities
- Diversity of facilities for participation and enjoyment
- Facilities that are fit for purpose
- Inclusive and accessible sport and recreation facilities
- Awareness of recreation facilities and programs
- Sustainable management of facilities and sports.

### Integrated Open Space Plan 2012

Drawing on the Vision for the City of Ryde, 'The place to be for lifestyle and opportunity @ your doorstep', the Integrated Open Space Plan analyses the City's existing public open space and makes clear recommendations on how that open space can be conserved, enhanced and extended to meet the community's recreation and leisure needs, both now and into the future.

The Plan includes the following five thematic priorities:

- Optimisation: making more of what we have
- Consolidation and acquisition: achieving more equitable access to our open spaces
- Integration and adaptation: ensuring the whole is greater than the sum of the parts
- Connection: linking our parks with our natural environment and history, and
- Organisation: planning from top down and bottom up.



# A3. OUR PEOPLE & NEIGHBOURHOODS

Social wellbeing in the City of Ryde is defined and shaped by the unique characteristics of our community, neighbourhoods and places.

The traditional custodians of the land that includes the City of Ryde are the Wallumedegal clan of the Darug people. The City of Ryde is home to 131,911 residents who live across our 16 suburbs. By 2036, an additional 35,200 people will also call this area home.

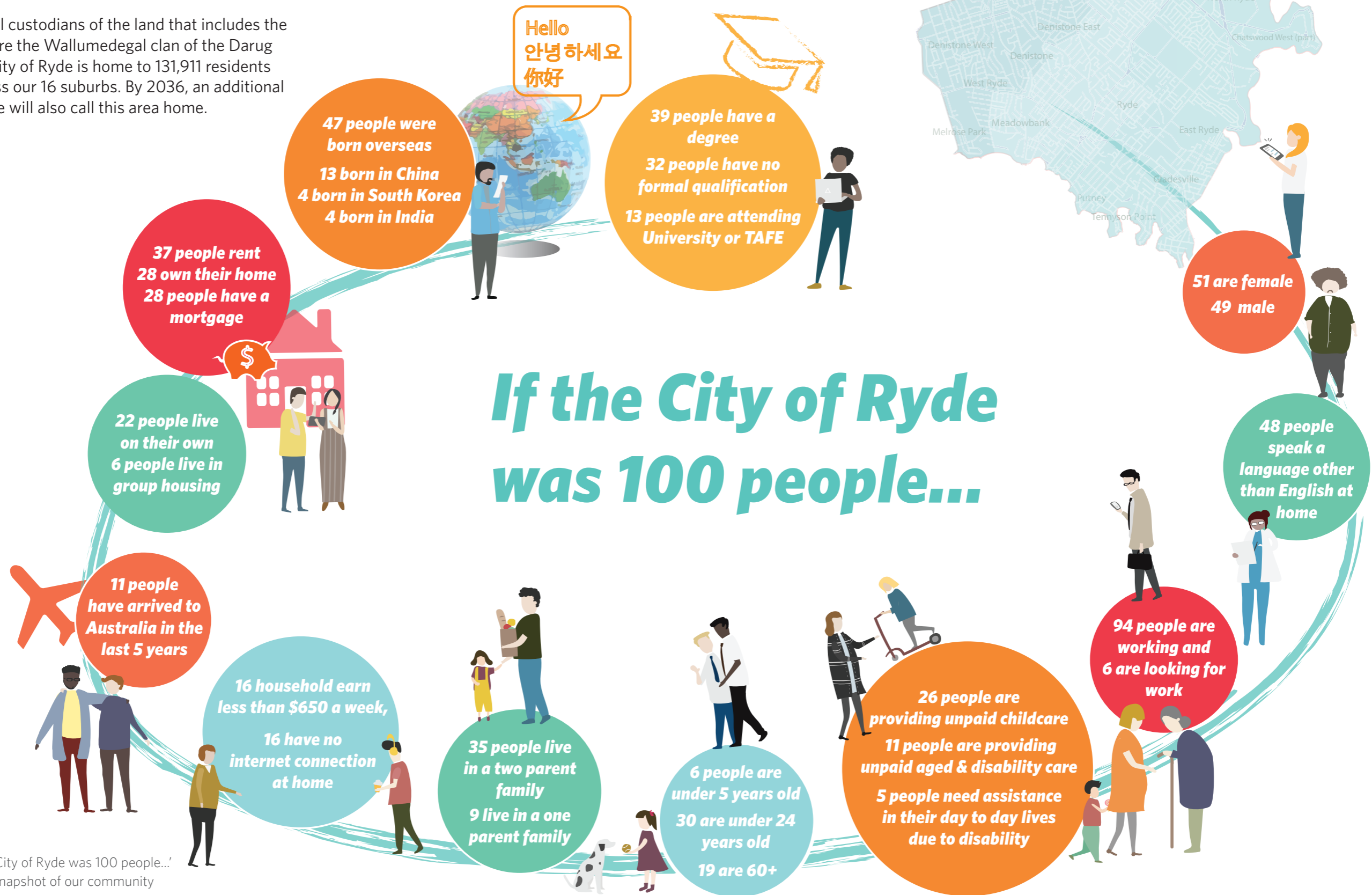
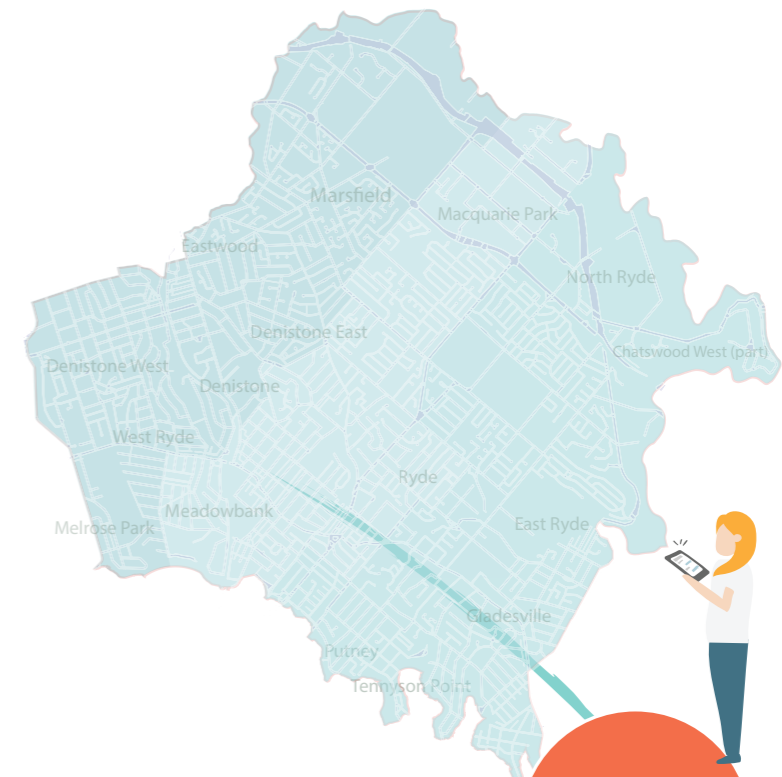


Figure 3 - 'If the City of Ryde was 100 people...' A demographic snapshot of our community



## CITY OF RYDE: COMMUNITY PROFILE MAP

The percentages indicated below are the averages across Ryde. Icons represent areas where the demographic is higher than the Ryde average.

### Legend













-  More than 10.1% of population aged over 70 years old
-  More than 4.6% of population need assistance due to disability
-  More than 16.3% of population aged 12 to 24 years old
-  More than 11.9% of the population studying at University or TAFE
-  More than 26.7% of overseas born population has recently arrived to Australia
-  More than 47.9% of population speaks a language other than English at home
-  More than 34.5% of households are households with children
-  More than 22.3% of households are lone person households
-  More than 33.2% of dwellings are high density
-  More than 29.2% of households are high income households (>\$2,500 a week)
-  More than 15.5% of households are low income households (<\$650 a week)
-  More than 11.4% of households don't have a car



Figure 4 - City of Ryde community profile, by suburb



## OUR COMMUNITY TODAY

This section provides an LGA-wide overview of the City of Ryde's population based on ABS 2016 Census data. A more detailed community profile is provided at Appendix C1, including a summary of demographic characteristics by target group cohort.

### Indigenous place, knowledge, culture, and tradition

The Wallumedegal clan of the Darug people are the traditional owners of the City of Ryde area and have cared for country here for tens of thousands of years. Indigenous people continue to live in the area today, representing one of the oldest continuing cultures in the world. There are a number of significant Indigenous stories and heritage sites within the City of Ryde, including the graves of Bennelong and Nanbarry, two key figures in the early colonial period.

The City of Ryde, in conjunction with Reconciliation Australia, has commenced work towards establishing our first Reconciliation Action Plan. The Reconciliation Action Plan is a strategic document that will support the City's business plan and guide our contribution to reconciliation.

### Increasing population

In 2019, the estimated resident population of the City of Ryde was 131,911 people. Between 2011 and 2016, the total population of the City of Ryde increased by 12,558, or 11.6%. This was a higher growth rate of growth than Greater Sydney (9.8%).

While this Strategy is a 5 year plan, an increase of between 30,000 and 40,000 additional residents is forecast across the City of Ryde by 2036, predominantly within high density apartment living.



**City of Ryde's population is forecast to grow.**

**131,911 in 2019**  
**167,109 in 2036**

### An urban and suburban area

The City of Ryde is an urban environment with relatively high population density (28.73 people per hectare in 2017 compared to 3.90 people per hectare in Greater Sydney). The suburbs with the highest population density were Top Ryde, Meadowbank-Melrose Park, and Ryde (South).

### Highly educated population, with areas of high proportions of students

The proportion of people with a tertiary qualification was significantly higher than Greater Sydney (39.4% compared to 28.3%) and the City of Ryde had a lower proportion of people with no qualification than Greater Sydney (32% compared to 37.7%).

In 2016, 9.7% of the City of Ryde's population were attending a university compared to 6.1% in Greater Sydney. Student populations ranged from a low of 5.3% in East Ryde to a high of 25.8% in Macquarie Park.

### A young area

The median age in the City of Ryde is 36, the same as Greater Sydney. Overall, the City of Ryde's age profile is quite similar to the age profile of Greater Sydney, however with a higher proportion of young workforce aged adults (25 to 34 years) (18.2% compared to 16.1%). This was also the fastest growing age group between 2011 and 2016 with an increase of 4,305 people or 25.5%.

Of the City of Ryde's population, 16% are young people aged 12 to 24 years - with two-thirds of this age group 18 to 24 years (university age). The greatest increase in young people households between 2011 and 2016 was 18-to-24 year olds living with their parents, perhaps indicating a housing affordability issue.

University attendance is very high with over 50% of 18-to-24 year olds attending university and 22% already having a degree qualification - likely because of Macquarie University's location in the area. There has been a large increase in 18 to 24-year olds living in rental accommodation, particularly within high-density housing. In contrast, 12 to 17-year-olds mostly live in separate housing. The unemployment rate of 15-to-24 year olds is higher than the Sydney average but this is entirely driven by university students.

### Children (0 to 11) and families

There were 15,800 children aged 0 to 11 years in 2016 or 13.5% of the population. The City of Ryde's children are more likely to live in couple households and within dwellings with a mortgage, but the large increase was in the private rental category, indicating that families might be priced out of the housing market.

Families with children are occupying high-density housing in the City of Ryde at a rapidly increasing rate with around one-third of new high-density housing built between 2011 and 2016 housing families with children under 12. Most of this growth was in two-bedroom dwellings. Family households had a \$350 weekly median income higher than across Sydney.

### High and increasing proportion of high-density housing

While the dominant dwelling type in the City of Ryde is low density, the area has a very high proportion of high-density dwellings (33%) compared to Greater Sydney (23.5%). There has been a large increase in high-density dwellings, with an increase of 4,200 high-density dwellings between 2011 and 2016. Overall, 52.9% of the dwellings in the City of Ryde were medium or high density, compared to 43.8% in Greater Sydney.

### Housing affordability

Of rental households in the City of Ryde, 25.5% are in housing stress; this is comparable to Greater Sydney (26.4%). Areas with the highest proportions of rental households in housing stress are Eastwood (36%) and West Ryde (27%), which are also two of the area's most culturally diverse areas.

A slightly lower proportion of households in the City of Ryde (9.6%) compared to Greater Sydney (10.3%) are in mortgage stress. The areas with the highest mortgage stress in the LGA are Eastwood (11.4%) and Marsfield (11.4%), Denistone East (10.4%), and Top Ryde (10.6%).

Around 3.9% of Ryde's housing is social housing (lower than Greater Sydney at 4.6%). However, this is concentrated around Macquarie Park, Gladesville (mostly seniors' social housing) Eastwood, Ryde, and West Ryde.



### **Estimating homelessness and marginal housing**

The Australian Bureau of Statistics (ABS) defines homelessness as: “When a person does not have suitable accommodation alternatives they are considered homeless if their current living arrangement: is in a dwelling that is inadequate; has no tenure, or if their initial tenure is short and not extendable; or does not allow them to have control of, and access to space for social relations.”

Data from ABS 2016 Census estimates that there are 337 homeless people living within the City of Ryde, an increase from 223 in 2011 (+114).

### **Culturally rich with diverse cultures and languages**

The City of Ryde continues to be increasingly culturally diverse, with 46.9% of the population born overseas, an increase of 25.4% (+11,060 people) between 2011 and 2016. This trend is expected to continue for the next four years. Of people who were born overseas, over one-quarter arrived in Australia between 2011 and 2016: 26.7% or 8,806 people, a much higher proportion compared to Greater Sydney (21.4%).

Overall, 48% of the population of the City of Ryde spoke a non-English language at home, a much higher proportion compared to 35.8% for Greater Sydney. The main non-English languages spoken at home were Mandarin (12.7%), Cantonese (7%), Korean (4.7%) and Italian (2.2%). English proficiency is generally good among non-English speakers, but the growing Korean speaking group has a low rate of English proficiency (with 1 in 3 indicating they speak English poorly or not at all).

Culturally and linguistically diverse residents are more likely to live in family households with children, but also group households (most likely due to the large number of university students living in the area). Overseas born and non-English speaking background residents occupy high-density housing at a rate nearly 20% higher than English-speaking residents, have smaller dwellings, drive fewer cars and have a higher rate of internet access. A degree qualification is held by 48% and 13% are attending university. Incomes are slightly lower than the total population, but are increasing over time.

### **Recent arrivals to Australia**

Of overseas born residents, 27% had arrived in Australia in the past five years, up from 25% in 2011, with the presence of Macquarie University attracting large numbers of overseas students being a large driver. Recent arrivals are mostly younger, with 60% aged between 20 and 34 years. They also mostly live in high-density, one or two

bedroom units which they are renting. China, India and South Korea combined make up more than half the arrivals in the five years to 2016. This is likely to continue, with 3,000 arrivals in 2018. Recent arrivals are highly educated (50% have a degree and 28% are attending university). Despite this, incomes are generally lower and unemployment rates are high, at 16%.

### **Aboriginal and Torres Strait Islander residents**

Aboriginal and Torres Strait Islander residents make up 0.4% of the City of Ryde’s population, which is lower when compared to Greater Sydney (1.5%). They are typically younger and more likely to be living in one-parent families within rented dwellings. Compared to Aboriginal and Torres Strait Islander populations in other LGAs, the City of Ryde’s Aboriginal and Torres Strait Islander residents trend toward higher incomes and higher educational outcomes. They are more likely than the City of Ryde’s total population to be attending an educational institution, with an increase in participation over the past years. They are significantly more likely than the NSW Aboriginal and Torres Strait Islander population to be attending university.

### **Seniors**

Around 14% of the City of Ryde’s population are aged 65 years or over, similar to Greater Sydney. More than half of the City of Ryde’s older population, aged 65 and over were born overseas, predominantly in China, Italy and the UK. Compared to the City of Ryde’s total population, seniors are more likely to speak English at home and are likely to hold no post-school qualifications. As part of a general trend, an increasing number of seniors are remaining in the workforce until after aged 65 years.

Seniors in the City of Ryde are more likely than the total population to be providing unpaid assistance to the aged or people with disability. They are slightly more likely than across Greater Sydney to be renting either privately or living in social housing.

### **People with disability and carers**

In the City of Ryde, a lower proportion of people reported needing assistance with core activities (4.6%) compared to Greater Sydney (4.9%).

### **Workers and visitors**

In 2016, 84,327 people worked in the City of Ryde (59,969 full-time equivalent jobs). Of the local workers, 19.5% live in the area, with others

coming from surrounding LGAs. Macquarie Park is the predominant employment destination within the LGA.

Most people travel to work by car (75.8%), and the largest industries are professional, scientific and technical services (13%), wholesale trade (12.8%) and health care and social assistance (11.9%).

People also visit the City of Ryde area for festivals and events (such as the Lunar New Year celebrations in Eastwood); to experience our villages and their unique shopping and dining; for religious purposes; for education at university and TAFE; and to experience our natural environment, heritage and history.

### **Varying incomes across the LGA**

In 2016, the median weekly household income of residents was \$1,781, which is slightly higher than the Greater Sydney median income of \$1,745. However, there is some income inequality throughout the LGA.

### **A high proportion of volunteers**

In 2016, 18.9% of the City of Ryde’s population reported performing voluntary work, which is high compared to 16.7% for Greater Sydney. The suburbs with the highest rates of volunteering were Denistone - Denistone West (25.8%) and East Ryde (25.7%).

While a lower proportion of City of Ryde’s residents provided unpaid care for children (25.9%) compared to Greater Sydney (27.3%), this ranged from a low of 17.4% in Macquarie Park up to 36.7% in East Ryde. The suburbs with the highest proportions of unpaid child carers were:

- East Ryde (36.7%)
- Denistone East (32.5%), and
- Denistone - Denistone West (31%).

While a similar proportion of residents provided unpaid care to a person with disability, long-term illness or old age (10.8%) compared to Greater Sydney (11.1%), this ranged from a low of 6% in Macquarie Park up to 14.4% in East Ryde. The suburbs with the highest proportions of unpaid carers were:

- East Ryde (14.4%)
- Putney (13.8%), and
- Ryde (13%).



## OUR NEIGHBOURHOODS

Across the City of Ryde, the established and new neighbourhoods are socially, culturally and geographically diverse. These factors all influence how communities connect with each other, other places, services and activities as well as contributes to the collective identity of the City of Ryde.

### Marsfield

The Marsfield area is a lower density, leafy suburb, home to a diverse community, including culturally diverse, families, young people and older people.

### Eastwood

Eastwood is a vibrant, very culturally diverse, low-density neighbourhood. Eastwood town centre is a hub of community life with many events and festivals, community services and facilities. The Eastwood community has large Chinese and Korean populations.

### Denistone

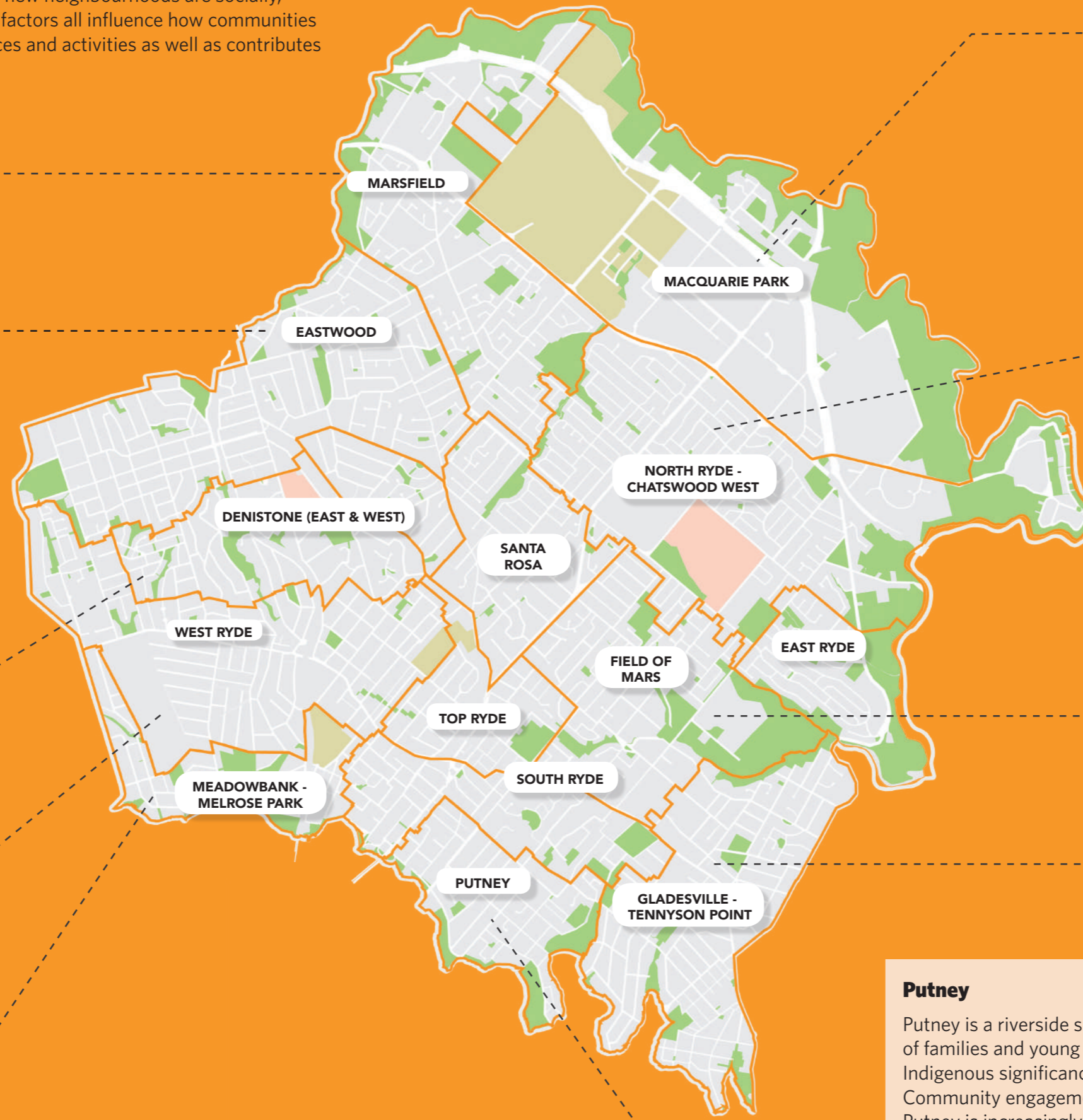
The Denistone area is an established low-density neighbourhood with a higher than LGA average of families and older people.

### West Ryde

West Ryde is characterised by high-density and a shopping and community hub with a range of community services, facilities and a town centre.

### Meadowbank and Melrose Park

Meadowbank and Melrose Park are characterised by high-density apartment living and are home to a highly culturally diverse community with a high proportion of people born overseas and a predominantly working-age population.



### Macquarie Park

Macquarie Park is the northern anchor of Sydney's Eastern Economic Corridor and is the most prominent business and employment centre in the City of Ryde. It is home to a large and culturally diverse student population attending Macquarie University and is undergoing significant residential growth and urban change.

### North Ryde and Chatswood West

The North Ryde and Chatswood West (part) area is home to an older community and a higher proportion of people with disability.

### Field of Mars, Santa Rosa, Top Ryde, South Ryde & East Ryde

These established suburbs provide a variety of high, medium and low-density areas, with some experiencing significant growth and change. Top Ryde town centre is a transport hub and shopping area for the Ryde community.

### Gladesville & Tennyson Point

Gladesville and Tennyson Point are riverside suburbs characterised by areas with high-density living and an older community.

### Putney

Putney is a riverside suburb with a relatively large proportion of families and young people. Kissing Point Park has strong Indigenous significance, as it is the site of the grave of Bennelong. Community engagement participants said that Charles Street in Putney is increasingly becoming a community hotspot.

Figure 5 - The City of Ryde's neighbourhoods



# A4. SNAPSHOT OF SOCIAL WELLBEING IN THE CITY OF RYDE NOW

## THE SOCIAL CONNECTORS IN THE CITY OF RYDE INCLUDE:

### COMMUNITY FACILITIES:

6 LIBRARIES

12 HALLS AND MEETING SPACES

### PARKS AND RECREATION FACILITIES:

2 AQUATIC CENTRES

2 MAJOR RIVERS & LANE COVE NATIONAL PARK

60 HECTARES OF PLAYING FIELDS

207 PARKS AND OPEN SPACE AREAS

1 ICE SKATING RINK

### COMMUNITY GROUPS AND SERVICES, EVENTS AND PROGRAMS:

50+ COMMUNITY SERVICE PROVIDERS

60+ COMMUNITY GROUPS & 60+ FAITH-BASED ORGANISATIONS

2,000+ COUNCIL AND COMMUNITY EVENTS AND PROGRAMS  
(PER ANNUM)

35+ 16 ADVISORY GROUPS AND WELL OVER 20 INTERAGENCIES - GIVING THE COMMUNITY A VOICE

### STREETS, PLAZAS AND INCIDENTAL MEETING SPACES:

4 TOWN CENTRES, INCLUDING EASTWOOD MALL AND TOP RYDE AND WEST RYDE PUBLIC PLAZAS

29 NEIGHBOURHOOD CENTRES

### SHARING SPACES AND PLACES:

17 STREET LIBRARIES

### EDUCATION AND LEARNING FACILITIES:

1 UNIVERSITY WITH MORE THAN 30,000 STUDENTS

2 TAFE CAMPUSES

29 SCHOOLS, CONSISTING OF 5 SECONDARY SCHOOLS & 24 PRIMARY SCHOOLS

70 EARLY EDUCATION AND CARE CENTRES

21 OUT-OF-SCHOOL-HOURS CARE CENTRES

### TRANSPORT:

7 TRAIN STATIONS



KEY

- P Primary schools
- H High schools
- Community services
- ⛷ Recreation - Ice skating rink
- ⛸ Recreation - Skate or scooter park
- 🏊 Recreation - Aquatic Centre
- 🏠 Community halls and meeting spaces
- 🎓 Tertiary
- 🏠 Venue for hire
- 📖 Library
- 👮 Police
- + Hospital
- Public Space
- Places of worship

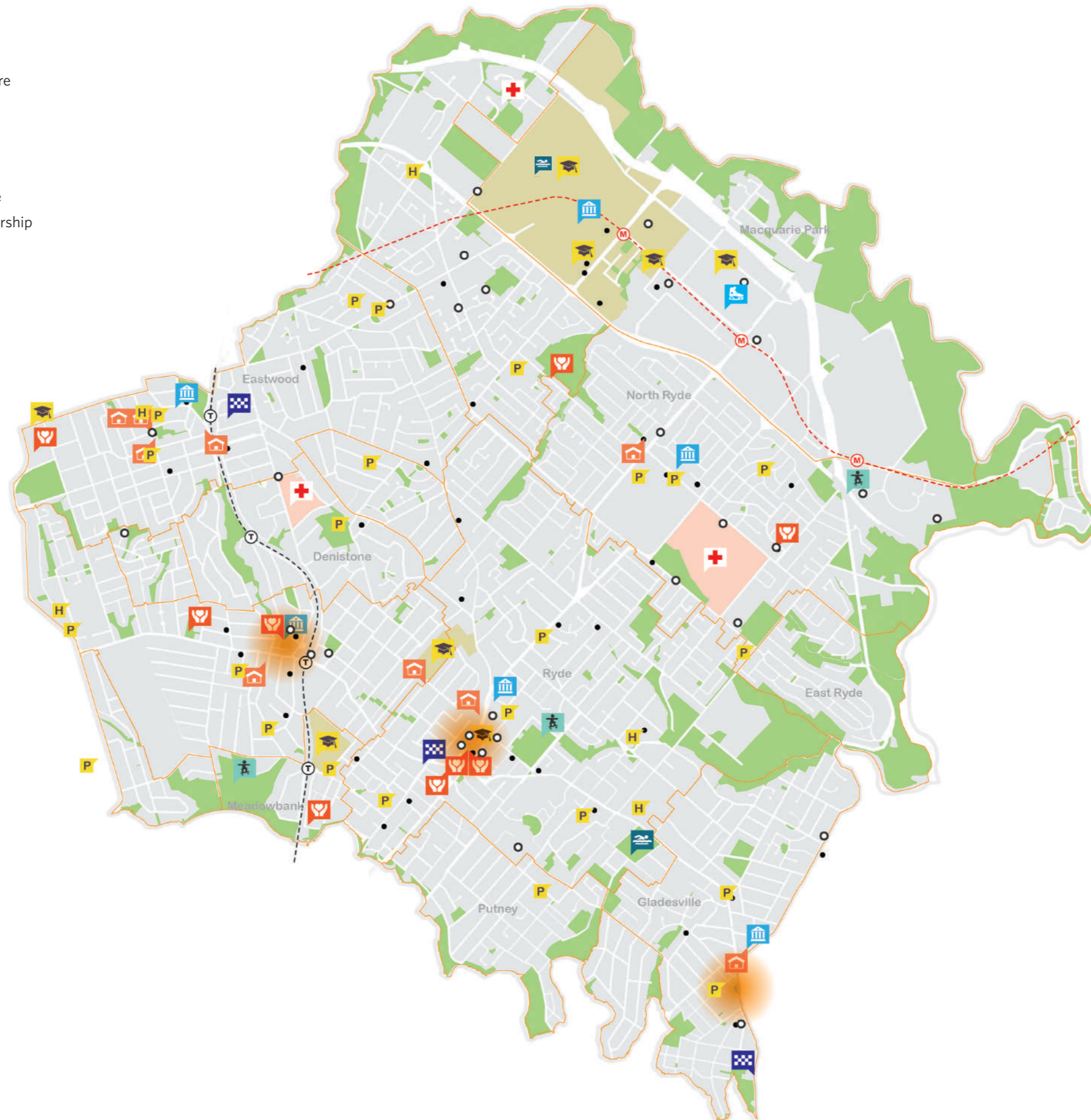


Figure 6 - Audit of social connectors





Get that Job Day 2019

# PART B - THE SOCIAL PLAN 2019-2024



# PART B - SOCIAL PLAN 2019-2024

## B1. VISION FOR SOCIAL WELLBEING

### B1. VISION FOR SOCIAL WELLBEING

### B2. SOCIAL PLAN STRATEGIC DIRECTIONS

**STRATEGIC DIRECTION 01:  
A CONNECTED COMMUNITY**

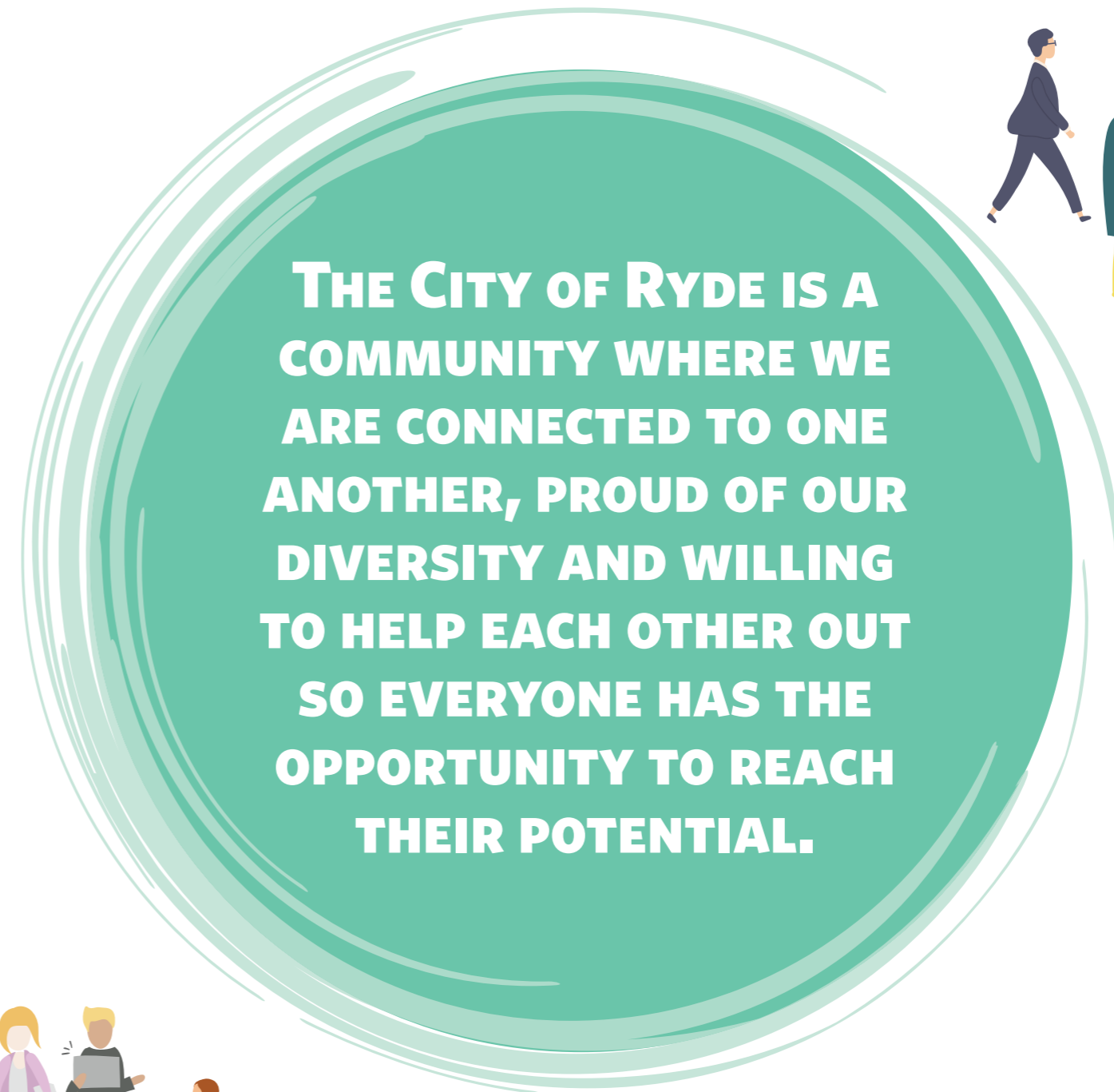
**STRATEGIC DIRECTION 02:  
AN INCLUSIVE & DIVERSE COMMUNITY**

**STRATEGIC DIRECTION 03:  
A LIVEABLE PLACE**

**STRATEGIC DIRECTION 04:  
A WELCOMING & SAFE PLACE**

**STRATEGIC DIRECTION 05:  
AN ACTIVE HEALTHY COMMUNITY**

### B3. IMPLEMENTATION & MEASURING SOCIAL WELLBEING





# B2. SOCIAL PLAN STRATEGIC DIRECTIONS

City of Ryde's Community Strategic Plan and Delivery / Operational Plan



## STRATEGIC DIRECTIONS AND OBJECTIVES





# STRATEGIC DIRECTION 01: A CONNECTED COMMUNITY

*Communities that are more connected have healthier, more resilient citizens that enjoy a greater sense of happiness, engagement and contentment. Social connections and meaningful interactions are facilitated by the places, spaces and networks that help to create 'neighbourliness' and help tackle social isolation and exclusion.*

Social isolation is a serious but often invisible problem in cities. In urbanised areas, it has been linked to increased population mobility, increased single-occupant households and declining levels of community participation.<sup>1</sup> Public spaces and 'third places', particularly in high-density environments are critical for building social capital and as places for locals to mingle, get to know each other and help build a stronger sense of community cohesion.

The City of Ryde residents' perceived quality of life is strong, and safety measures exceed metropolitan Sydney benchmarks. We also have a higher proportion of residents that actively volunteer compared to the average across Greater Sydney. However, there remains opportunity to further build on these strengths and increase a sense of community, connectivity and social participation.

Social isolation was identified as a key issue for Ryde by the community and service providers, particularly for our culturally and linguistically diverse, newly arrived and older populations, and for those living in high density. Opportunities to build a stronger sense of community and address social isolation within our community include the enhancement of 'third places' - public or commercial spaces that provide informal opportunities for local people to mix socially; as well as through the delivery, support and effective promotion of community-building activities and events to connect our residents, particularly in areas with higher proportions of older aged residents and areas with highly culturally diverse and newly arrived populations.

<sup>1</sup> Many people feel lonely in the city, but perhaps 'third places' can help with that - Matthews & Dolley 2018 (The Conversation)



Local community halls  
(source: West Ryde Anglican Church)

## WHAT WE HEARD FROM OUR COMMUNITY ...

### COMMUNITY SPACES AND PLACES ARE CRITICAL FOR SOCIAL WELLBEING AND COMMUNITY CONNECTION.

Community engagement participants highly value the existing spaces that facilitate community connections, including libraries and community centres and halls. However, they felt there is a need for existing spaces to be better utilised and for new spaces to respond to population growth and enable community connections into the future.

It was identified that private development offers opportunities to deliver new social infrastructure, and the community would like to see public spaces and parks continue to facilitate community connections. In particular, service providers indicated a need for spaces for young people to gather. Some highlighted a need for any new facilities to be located in convenient locations, co-located with green space, and be designed in collaboration with community and services.

### BUILDING CONNECTIONS TO MAKE THE CITY OF RYDE A STRONGER COMMUNITY AND PLACE.

While the City of Ryde community is highly engaged with a higher rate of volunteering compared to Greater Sydney (19% vs 17%), community engagement findings suggest there are opportunities to build a stronger sense of community and increase social connectivity.

Services and community identified social isolation as a key challenge, particularly for older people, newly arrived residents, students and workers with limited English, and people with disability. Participants identified factors such as the growing population, including a high number of transient and newly arrived people, increasing high-density living and cultural diversity. Limited public transport and barriers of major arterial roads were also seen as impacting on community connectivity, including for the ageing population and for young people.



**THE CITY OF RYDE COMMUNITY WANTS TO KNOW WHAT'S GOING ON IN THE AREA AND BE ENGAGED.**

Community engagement participants across all activities indicated that there is often limited awareness about what is going on in the area, both in terms of available services and social activities and programs. With many new residents moving into the area, many of whom speak English as a second language, it is an ongoing challenge to communicate via appropriate channels and languages.

The community noted that there is room to improve Council's website and social media channels to increase access to information. While community engagement participants appreciated the opportunity to provide input to the Social Plan, some noted that there are opportunities to improve engagement approaches particularly with culturally and linguistically diverse communities and Aboriginal and Torres Strait Islander communities.

**SERVICE PROVIDERS TOLD US:**

**That the main social issues they are seeing on a daily basis are:**

- Social isolation (84%, 16 respondents)
- Mental health (79%, 15 respondents)
- Family breakdown (63%, 12 respondents)
- Domestic violence (63%, 12 respondents)
- Homelessness (53%, 10 respondents), and
- Unemployment / underemployment (53%, 10 respondents).

**Also that the new or emerging trends they identified are:**

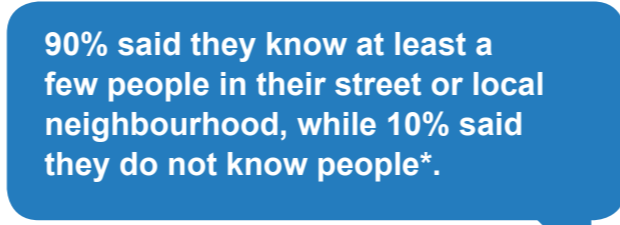
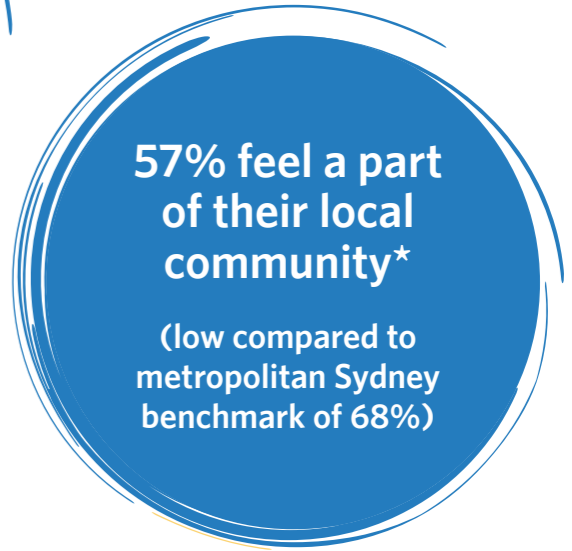
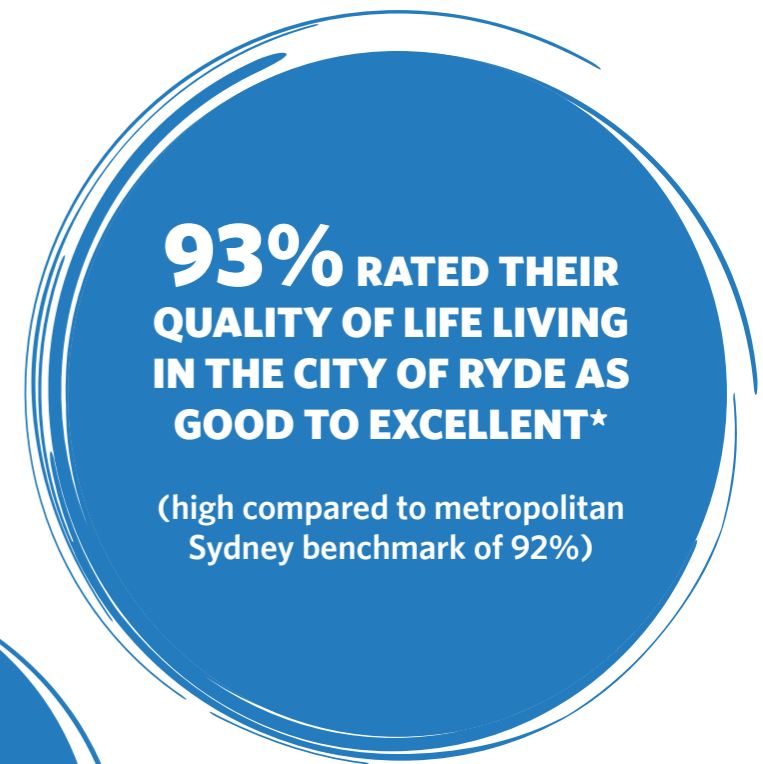
- Increase in people struggling to pay their bills
- Children's developmental vulnerability and high rates of language delays
- Demand for social and affordable housing has continued to grow
- Older women from culturally and linguistically diverse backgrounds in high need of support, and this group is usually reluctant to seek out support
- Younger people presenting with need of food assistance and being at risk of homelessness (couch surfing)
- Increase in younger people presenting with severe mental health issues, including suicidal ideation
- Earlier school disengagement and social isolation of young people, some due to gaming addictions
- Rise in domestic violence offences, and
- Increase in disability such as ADHD.

**HIGH QUALITY OF LIFE BUT OPPORTUNITY TO BUILD COMMUNITY COHESION AND BELONGING.**

The City of Ryde residents' perceived quality of life is strong, and safety measures exceed metropolitan Sydney benchmarks\*. However, while the majority of social wellbeing indicators exceeded metropolitan Sydney benchmarks, some indicators were weaker, including:

- I can call on a neighbour or local relative if I need assistance
- I feel part of my local community, and
- Living in the City of Ryde gives me a sense of living within a community.

There is opportunity to build a stronger sense of community cohesion and belonging, particularly in culturally diverse areas and in areas with ageing populations.



\* Telephone survey of 403 residents



# STRATEGIC DIRECTION 01: A CONNECTED COMMUNITY

## Objective 1.1:

**Social connectedness between individuals, groups and organisations is strengthened through building trust, respect and a willingness to 'help each other out'.**

Social capital helps build the strong connections with our families, friends and communities, which are important for our health and wellbeing, economic development, and civil and social stability.

Social connections are closely linked to individual wellbeing. "Our close relationships (bonding social capital) and relationships with acquaintances (bonding and bridging social capital) give us a sense that we are part of a community, and influence our happiness." (Cred Consulting 2017 Greater Sydney's Social Capital; Its Nature and Value")

Increased trust can determine people's willingness to cooperate freely with each other and has been shown to have greater happiness payoffs for people who are unemployed, have health problems, or are subject to discrimination.

**Locals told us some of their favourite places to connect are ...**

## Objective 1.2:

**The City of Ryde is a place where locals can get to know each other.**

Social isolation is a serious but often invisible problem in cities. Social isolation in urban areas has been linked to increased population mobility, increased single-occupant households and declining levels of community participation.

Studies show close-knit, peaceful communities are better prepared for crises and respond and recover faster than those where there is tension. Knowing our neighbours and having good relationships with friends and family, and being part of a connected community means someone will notice if we need help and help get us back on our feet after the crisis has passed.



Meadowbank Skate Park  
(source: City of Ryde)

## Objective 1.3:

**Our communities are resilient and supported to adapt as the City of Ryde changes and grows.**

Resilient cities are resourceful, have built-in redundancy, and are flexible, inclusive and integrated. Community connection and cohesion is at the heart of resilience. The inclusion of multiple types of social connectors is important for ensuring that as our City grows and changes, we are adaptable and can manage the range of chronic stresses such as a lack of housing affordability, transport congestion and chronic illness that can impact people's everyday lives.

Communities with higher social capital tend to have healthier populations that are more resilient and adaptable. Opportunities to increase cooperation, trust and connection among our residents, workers and visitors will help to build our collective resilience and our ability to positively manage change into the future.



Wallumatta Nature Reserve  
(source: australia247.info)



## Objective 1.4:

**The community's skills and capacity to initiate, develop, and deliver ideas that respond to the needs of the wider community is nurtured and strengthened.**

Our community are experts in their own lives. Empowering them to engage directly in local initiatives - to develop and deliver their own ideas - helps enable community-led solutions to local issues, build stronger connections and provide the opportunity for more meaningful engagement in their community and place.

There is already a high level of volunteering within the City of Ryde. Opportunities to improve community and neighbourhood building activities, particularly in culturally diverse areas and in areas with an ageing population would provide greater wellbeing benefits for the wider community.

Valuing the expertise and abilities of our community and supporting them with the skills and resources leads to the development of new ideas and greater community involvement in building social wellbeing.



Livvi's Place, Yamble Reserve  
(source: Ryde District Mums)

## Objective 1.5:

**Our community is well informed and works together to enhance the social wellbeing for all across the city.**

Local communities that have access to information, skills and resources are more connected, have a greater sense of happiness and are empowered to take greater control over their individual and collective future. Our community wants to know what is going on in the area and be engaged. How we communicate available services as well as social activities/programs helps increase community connectedness and social capital.

This is particularly important as new residents continue to move into the area, to find out about their new home and to enable new connections to be formed. With many new residents speaking a language other than English at home, it is an ongoing challenge to communicate via appropriate channels and languages.



Tai Chi in Eastwood Mall  
(source: Cred Consulting)



Granny Smith Festival - Royal Rehab

### Relevant information in this Plan:

Strategic policy context	A2 (pages 10-13)
Community profile map	A3 (page 15)
Our community today	A3 (pages 16-17)
Our neighbourhoods	A3 (page 18)
Social connectors in the City of Ryde	A4 (pages 19-20)
Current population data	C1 (pages 48-52)
Demographic cohort snapshot	C1 (pages 53-54)
Social infrastructure, programs and activities audit	C2 (pages 55-57)
Community engagement summary	separate report
Telephone survey summary (Micromex)	separate report



# STRATEGIC DIRECTION 02: AN INCLUSIVE & DIVERSE COMMUNITY

*The traditional custodians of the land that includes the City of Ryde, are the Wallumedegal clan of the Darug people. Sharing our diverse traditions, values, beliefs, experiences makes the City of Ryde a great place to live. Our difference is our strength and an inclusive community provides a place for everyone, regardless of age, gender, cultural background, sexuality, ability, where you're from, where you live or how much you earn.*

City of Ryde is an increasingly culturally and socially diverse community, with varying characteristics across our places, villages and centres.

With 48.6% of residents born overseas, cultural diversity was identified as a major strength for the City of Ryde area with community engagement participants highlighting the vibrancy and character that cultural events, festivals, food, businesses and people bring to our neighbourhoods and communities. There is also need to support opportunities for cross-cultural connections and active welcoming and sharing to ensure community cohesion, and to connect our established and emerging culturally diverse and newly arrived residents into the community and to appropriate services.

The City of Ryde is also an increasingly young community compared to Greater Sydney, with a high proportion of 18 to 24-year-olds who are attracted to the area to attend tertiary education institutions. This provides opportunities for increased partnership with Macquarie University and Meadowbank TAFE, highlighted as major strengths for our area. Community members identified a desire for more opportunities for intergenerational sharing.

While the majority of residents did not have any problems accessing general services in their local area, a lack of youth services and LGBTQI+ specific services in the area is a challenge for our community.

A key priority to support social wellbeing within our community is ensuring our residents have adequate access to community service providers that meet their diverse needs. Key barriers to accessing services include lack of service in their area and transport/distance.

While there is a good range of services in the City of Ryde, service providers identified a number of service delivery trends, including a shift towards co-located service hubs that provide wraparound services and the provision of outreach programs.

Service providers also identified a need for increased collaboration and partnership between services and with Council to further address evolving community needs and increased demand. Some service providers expressed a desire for more transparency and communication around Council's allocation of resources to service providers, including funding and subsidised rent.

## WHAT WE HEARD FROM OUR COMMUNITY ...

### **CULTURAL DIVERSITY IS A STRENGTH FOR SOCIAL WELLBEING, BUT THERE IS A NEED FOR ACTIVE WELCOMING AND CROSS-CULTURAL CONNECTIONS.**

Across community engagement activities, cultural diversity was seen as both a strength and a challenge. However, that it is part of what makes the City of Ryde a great place to live and the community would like more opportunities to celebrate this. Greater cross-cultural exchange, interaction and active welcoming of newly arrived residents to support connectivity, through events, festivals and programs were identified. The community also saw opportunities for Council to identify and develop relationships with community leaders, especially within emerging communities.

Service providers highlighted that culturally diverse communities may be less aware of services provided in the area, and how to access them. In addition, service providers noted there may be limited understanding and recognition of issues such as mental health, and the importance of play for childhood development in some communities. It was noted that there is an increasing number of newly arrived and humanitarian refugees living in the area needing post-traumatic stress support.

### **PARTICIPATION IN COMMUNITY LIFE**

Of the respondents, 97% had participated in events and social activities, and 31% had volunteered in the 12 months prior to taking the survey. This is a strong foundation to sustain and upon which to build further participation in community life to enhance a sense of community connection, cohesion and belonging.

### **ACCESSING SERVICES**

Of the respondents, 72% indicated that they do not experience any problems accessing services in their local area, indicating there is opportunity to improve access to services. Of the respondents, 10% indicated issues accessing transport, with those located in Ryde significantly more likely to state this, and those located in North and West Ryde significantly less likely.



Bilingual Storytime at Eastwood Library



Dance Block Party 2016



**SERVICES AND PROGRAMS IN THE CITY OF RYDE ARE FACING INCREASING DEMAND AND DECREASING FUNDING.**

Service providers are facing increasing demand and complexity of issues as the population in the area grows and changes. Coupled with decreasing funding, it means service providers are having to do more with less. Service providers also identified trends in service delivery, including a shift towards co-located service hubs that provide wraparound services and a shift towards the provision of outreach programs.

Some population changes and emerging issues impacting on service delivery include social isolation; increasing cultural diversity; increasing numbers of newly arrived and humanitarian refugees from war-torn countries experiencing post-traumatic stress; and increasing cases and complexity of mental health clients. Service providers would like to see more opportunities for collaboration and partnership between services to address needs, and think Council could play a role in facilitating this. In addition, some service providers expressed a desire for more transparency and communication around Council’s allocation of resources, including funding and subsidised rent for services.

**CONTRIBUTING TO AN INCLUSIVE PLACE AND SUPPORTING THE COMMUNITY DIVERSITY.**

Council, in collaboration with the community and local partners, delivers and facilitates a number of programs that support social wellbeing, including:

- Programs at Libraries (around 1,800 programs annually), including after-school and school holiday programs for children and young people; and programs for adults and seniors, including talks, events, workshops and meet-ups and social clubs
- Programs as part of Youth Week, NAIDOC Week, Social Inclusion Week, Mental Health Week and the Seniors Festival, in partnership with community groups and service providers, and
- Programs for young people, including transition-to-school programs; after-school and school holiday programs; cultural and creative programs and performances; Youth Ambassador program; Careers expo; Emerging Civic Leaders Program; and LGBTQI+ youth support group.

**SERVICE PROVIDERS TOLD US:**

**That the main barriers to accessing services are:**

- Cost of service (47%, 9 respondents)
- Transport / distance (42%, 8 respondents)
- Health or disability (37%, 7 respondents), and
- Language difficulties (37%, 7 respondents).

**And identified the following community services that are currently limited or missing in the area:**

- Youth mental health (44%, 8 respondents)
- PCYC / Youth Centre (33%, 6 respondents), and
- Community drop-in centres (33%, 6 respondents).

**YOUNG PEOPLE TOLD US.**

In 2018, the City of Ryde conducted a youth survey. Available services in the area that are important or very important for young people are:

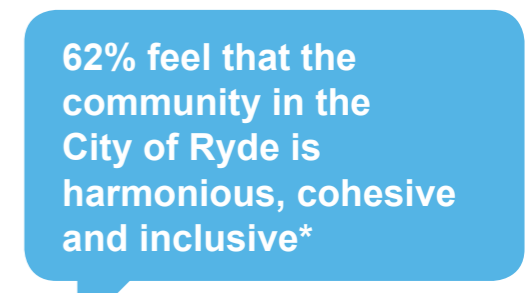
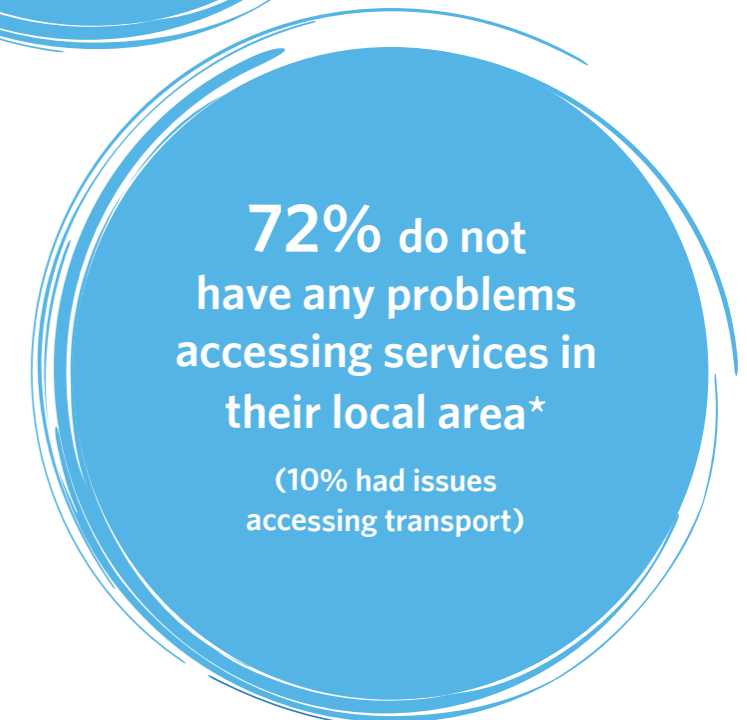
- Recreational services (84%)
- Youth-friendly GP (83%)
- Counselling services (76%)
- Youth services (79%), and
- Mental health services (64%).

**Education and employment**

Young people in Ryde place a high value on their education and employment. However, they are feeling a sense of increasing anxiety and stress over decisions such as subject selection at school, getting work experience and getting a job. Young people are also reporting high expectations and pressure placed on them from parents and carers.

Many young people feel they lack foundational employability skills as well as life skills, such as budgeting, and they are finding that getting jobs, even their first job, is becoming increasingly difficult. They indicated that the top barriers to achieving their study and career goals were motivation/procrastination issues, financial barriers and lack of social support. Approximately 34% of young people surveyed in the 2018 Ryde Youth Survey had not participated in any employment programs/services or activities in the last 12 months.

Young people need help when deciding between future careers and jobs. They also reported that the current information, support and resources available are not adequately meeting their needs. To help achieve their study and career goals, young people stated a further need for financial and family support, higher motivational levels and additional work experience opportunities. Getting jobs may also be harder for young people with disabilities.



\* Telephone survey of 403 residents



# STRATEGIC DIRECTION 02: AN INCLUSIVE & DIVERSE COMMUNITY

## Objective 2.1:

**Diversity is our strength and central to building community cohesion, wellbeing and harmony.**

Social cohesion only occurs when a community works towards the wellbeing of all its members, supports inclusive practices and allows individuals to work for upward mobility. Sharing and celebrating our differences is key to this and the foundation to a more inclusive, accepting and collaborative community.

The diversity of our community is a strength and contributes to making the City of Ryde a great place to live.

In 2016, over one-quarter of overseas-born residents in the City of Ryde had arrived in the last five years. Macquarie University attracts large numbers of overseas students and is a large driver of newly arrived, overseas-born residents in the City of Ryde.

## Objective 2.2:

**Our collective identity is strengthened through the acceptance and sharing of our various cultures, traditions, values and beliefs.**

Who we are as individuals and as a community is shaped by our experiences, values, beliefs, traditions and aspirations. A strong sense of belonging that also increases pride in our community and places, will potentially lead to a more inclusive place and engaged community.

A strong sense of place and collective identity for the City of Ryde is limited to specific groups and places, and some people are concerned that this will be an even greater challenge in new and high-density environments. Building on and sharing the strengths that each of us brings to our community will contribute to a greater sense of collective identity and community.

## Objective 2.3:

**Everyone has an equal opportunity to access services, programs and activities to increase their quality of life and wellbeing.**

Ensuring that there are available and accessible services and programs that respond to the diverse needs of the community is important. While there is a good range of services in the City of Ryde, service providers identified a number of service delivery trends, including a shift towards co-located service hubs that provide wraparound services and the provision of outreach programs.

Balancing the delivery of services and programs that are universally inclusive with those targeted at specific communities or at people who face barriers to social inclusion requires increased collaboration and partnership between services and with Council to further address evolving community needs and increased demand.



Community Harmony Day 2019



Community event



Australia Day



## Objective 2.4:

**Opportunities for people of all ages and backgrounds to learn together and from each other.**

Providing opportunities for people of all ages to learn together and from each other promotes inclusion, acceptance and is a positive way to reduce social isolation and gain skills, values and knowledge from each other. Beyond the transfer of knowledge, intergenerational learning fosters reciprocal learning relationships between different generations and helps to develop social capital and social cohesion in our ageing societies.

Libraries are also increasingly becoming more than just places for books, but are also community hubs where connections are built and where people can learn, find information, use technology and access a broad range of lifelong learning programs.



Knitting at Ryde Library

## Objective 2.5:

**Our community is inclusive of all people irrespective of age, gender, sexuality, cultural background, ability, where you live or how much you earn.**

Communities that work collaboratively towards shared goals and aspirations and towards equal access to opportunity create places where everyone can thrive.

Inclusive communities attract diverse people with a range of skills, professions, talents and cultures to neighbourhoods. Everyone has the right to participate in community life, live in a safe and healthy environment and have places to meet with friends and socialise, regardless of their age, gender, ability, where they are from, where they live, how much they earn or who they are.

The community emphasised that development should provide opportunities for community connections, including quality social infrastructure and open space.



Ryde Scooter Park



Indian community consultation for Ryde Central

### Relevant information in this Plan:

Strategic policy context	A2 (pages 10-13)
Community profile map	A3 (page 15)
Our community today	A3 (pages 16-17)
Our neighbourhoods	A3 (page 18)
Social connectors in the City of Ryde	A4 (pages 19-20)
Current population data	C1 (pages 48-52)
Demographic cohort snapshots	C1 (pages 53-54)
Social infrastructure, programs and activities audit	C2 (pages 55-57)
Community engagement summary	separate report
Telephone survey summary (Micromex)	separate report



## STRATEGIC DIRECTION 03: A LIVEABLE PLACE

*The way we build and plan our cities and places profoundly affects our quality of life. It influences how we get around, how we connect with each other. It shapes our shared identity and ability to prosper. Liveability is about how our places, spaces, services - the social connectors - help to create a meaningful and fulfilling life.*

Cost of living is increasing across Greater Sydney and affordable housing is a key issue for the City of Ryde too. Our LGA has slightly higher levels of rental housing stress compared to Greater Sydney, and there is a strong perception among consulted community and stakeholders that there is a lack of affordable housing in the area.

With increasing high-density apartment living within the City of Ryde, residents need greater access to social and recreational spaces outside of the home to connect with each other, learn and play. This includes multipurpose community infrastructure with co-located services and community spaces, as well as welcoming and safe civic plazas, urban parks, and music practice rooms within high-density developments.

Active transport (walking, cycling and catching the bus, train or ferry) is good not just for our health and for street activation but also for our economy. Active transport reduces our health costs, eases the burden of congestion, cuts the costs of vehicle maintenance and saves on the need to build more roads. Being able to easily travel to visit friends, access services and get around is the foundation of a liveable place and a more connected community.

Access to active transport options enables participation in the activities that are important in life, broadens the availability of jobs and access to services, and the more people walk and cycle, the more socially engaged the community becomes and the safer people feel. Within the City of Ryde, there are opportunities to increase connectivity between the town centres and neighbourhoods within the area.

The provision of adequate social infrastructure - community centres, halls, meeting spaces, libraries, urban plazas, parks and public spaces - is fundamental to creating liveable places. With the increased densification of cities, these 'third places' and infrastructure becomes even more critical to ensuring residents have a high quality of life.

Community spaces are places for the community to come together, hold events and access resources, services and programs. Community facilities can be designed in various forms. The types of community spaces that currently exist within the City of Ryde include staffed and unstaffed community centres, community halls for hire, town halls, environmental education centre and meeting rooms.

Libraries are increasingly becoming known as community hubs, where connections are built and where people can learn, find information, use technology and access a broad range of lifelong learning programs.

The City of Ryde currently has six libraries. One of these is operated by Macquarie University and the other five are Council run. Many of the Council-run libraries deliver programs that provide opportunities for social connection. These include after-school and school holiday programs for children and young people; and programs for adults and seniors, including talks, events, workshops and meet-ups and social clubs.

The City of Ryde has a number of urban plazas, public spaces and parks that play host to community activity, events, markets and festivals. For example, Eastwood Plaza was identified as a popular outdoor plaza for community celebrations, and West Ryde plaza is the main public area servicing the West Ryde town centre. Lane Cove River and Parramatta River are also important natural public spaces.

The emergence of tactical urbanism or 'DIY urbanism' interventions within our streets and public spaces, provides a quick, cheap and sometimes temporary way for people to connect and to change the behaviours within or perception of a space.

Council, in collaboration with community partners, has installed 17 street libraries throughout the LGA with community benefits including providing access to literature and the joys of reading, opportunities for community members to meet, connect and socialise, and enlivening and activating public spaces.



Aerial photograph: Ryde Civic Centre to Meadowbank



## WHAT WE HEARD FROM OUR COMMUNITY ...

### MAINTAINING A SENSE OF COMMUNITY AND PLACE AS OUR POPULATION GROWS AND WE LIVE IN HIGH-DENSITY ENVIRONMENTS.

There was a strong awareness among community engagement participants that the City of Ryde population is growing rapidly and that lifestyles are changing, including an increasing number of people living in high-density urban environments. Many highlighted the need for more social infrastructure to support this population growth, while others expressed concerns that existing facilities are already at capacity.

Community engagement participants said that there is already a limited sense of identity within the Ryde LGA, and establishing a sense of place and belonging is an even greater challenge in new and high-density communities. The community emphasised that development should provide opportunities for community connections, with quality social infrastructure and open space.

### THE COST OF LIVING AND HOUSING ACROSS SYDNEY AND IN THE CITY OF RYDE IS RISING AND IMPACTING ON SOCIAL WELLBEING.

Community and service providers highlighted that cost of living and housing across Sydney and in the City of Ryde is increasing and is impacting on the wellbeing of local communities, families and individuals and exacerbating existing social issues. Service providers indicated that homelessness is an ongoing and somewhat hidden issue within the City of Ryde, impacting particularly on young people who may be couch surfing, and women aged over 55 years, and highlighted the need for a crisis homeless shelter within the area.

### SERVICE PROVIDERS TOLD US ...

#### That the changes in participation they have seen over the past few years have included:

- Increasing demand with limited capacity to expand service delivery
- Increasing cultural diversity across the LGA has led services to provide training to providers to make them more accessible to culturally and linguistically diverse communities and humanitarian entrants
- Families and young people are presenting with increasingly complex issues, and
- Increasing number of young people accessing services and increasing number of family referrals.

### YOUNG PEOPLE TOLD US.

The Youth Survey in 2018, identified affordable housing and transport as two key issues in the City of Ryde.

Young people in the City of Ryde are being impacted by and are concerned about the lack of affordable housing options. They do understand that this is a Sydney-wide issue, but would like options to be considered to enable them to be able to live in the City of Ryde as they get older. Young people reported a lack of local youth housing options as well as a lack of support and resources to help them find appropriate housing. Service providers reported a lack of accommodation options for young people experiencing homelessness, or at risk of homelessness.

Young people also reported concerns about the rapid growth of high-density developments, which was leading to congestion, lack of parking and the stretching of resources. Parents also reported that with the growth of subletting of apartments, residents felt that "they didn't know who their neighbours are anymore."

As frequent users of public transport, young people overall are happy with the options available. Young people and service providers indicated that there are many options for buses, trains and ferries, but did suggest the following improvements:

- Better coordination and scheduling of timetables between buses, trains and ferries
- Better promotion of the existing free shuttle services in the Ryde area
- Increased frequency of buses especially in the Top Ryde, West Ryde, Eastwood and Macquarie areas, and
- Advocacy to Transport NSW to ensure all buses have clear and well-lit signage numbers.

55% think living in the City of Ryde gives you a sense of living in a community\*

(low compared to metropolitan Sydney benchmark of 63%)

53% felt that housing in the City of Ryde is unaffordable\*

25% said that transport and distance were the main reasons they experienced difficulty accessing services in their local area\*



\* Telephone survey of 403 residents'



# STRATEGIC DIRECTION 03: A LIVEABLE PLACE

## Objective 3.1:

**Everyone has access to a diversity of housing options within the City of Ryde.**

The cost of living is increasing across Greater Sydney and affordable housing is a key issue for the City of Ryde too. Encouraging the provision of a mix of housing tenures in one locality brings with it a range of positive social outcomes including a sense of security and safety, offering opportunities for people to live closer to jobs, key services and infrastructure, and public transport; and, in particular, improving social cohesion between different income groups.

Our area has slightly higher levels of rental housing stress compared to Greater Sydney and there is a strong concern about the lack of affordable housing in the area. There are opportunities to further support young people in our area, including with support in achieving their work and study goals, accessing transport and to access affordable housing.

## Objective 3.2:

**Public spaces contribute to a positive urban experience, reflect the local identities and are places for people to get together.**

Streets are public places where everyday life takes place, where we celebrate, recreate and come together with our neighbours. They are where we bump into friends, or make new friends, and one of the few places where we routinely encounter people who are different from us. Well-designed public spaces and places enable for people of all ages and abilities to be part of the social life of the city and their neighbourhood.

In our increasingly dense and urban living environments, streets themselves are critical public spaces that can lend richness to the social, civic and economic fabric of our communities. With increasing high-density apartment living within the City of Ryde, residents will need access to 'third places'- the social and recreational spaces outside of the home - to connect with each other, learn and play.

## Objective 3.3:

**The City of Ryde's neighbourhoods and residents are well connected.**

Being connected to people and places across the City of Ryde improves the quality of life, increases active participation within the community and reduces the impacts of social isolation. Being able to easily travel to visit friends, access services and get around is the foundation of a liveable place. Access to active transport options enables participation in the activities that are important in life, and the more people walk and cycle, the more socially engaged the community becomes and the safer people feel. There are opportunities to increase connectivity between the town centres and neighbourhoods within the area, in terms of the diversity of activities that are on offer and improved cross-local government area transport options.



KARAOKE PLAZA. Photo by 321 Photography.



### Objective 3.4:

**The City of Ryde is a network of diverse and connected villages.**

The city's villages and neighbourhood centres are an important focal point for our community. They are the places that people access services, meet friends, try new things, shop and be part of the social life of the city. Our villages and places play host to a variety of community activities, events, markets, festivals and celebrations. While our community enjoys a high quality of life, there is a need to further connect our villages and residents to improve a sense of community cohesion and belonging in our local neighbourhoods and across our City.

A place-led approach to the design and ongoing activation of our village and neighbourhood centres will enable everyone to play a part in shaping these public places to maximise their shared social value.



West Ryde Community Centre

### Objective 3.5:

**Social infrastructure and spaces support our growing and changing community.**

Social capital is facilitated by the 'social connectors' that enable a community to connect and build relationships, such as public and sharing spaces and places, community groups and services, active streets, education and learning facilities, transport connections and events and programs.

Community spaces are places for the community to come together, hold events and access resources, services and programs. The location, design and size of these spaces and the provision of adequate social infrastructure is fundamental to the social wellbeing of our community. With the new and high-density communities, as well as catering to the established lower density neighbourhoods in our area, this will be an even greater challenge in the future.



Lunar New Year 2018

#### Relevant information in this Plan:

Strategic policy context	A2 (pages 10-13)
Community profile map	A3 (page 15)
Our community today	A3 (pages 16-17)
Our neighbourhoods	A3 (page 18)
Social connectors in the City of Ryde	A4 (pages 19-20)
Current population data	C1 (pages 48-52)
Demographic cohort snapshots	C1 (pages 53-54)
Social infrastructure, programs and activities audit	C2 (pages 55-57)
Community engagement summary	separate report
Telephone survey summary (Micromex)	separate report



# STRATEGIC DIRECTION 04: A WELCOMING & SAFE PLACE

**We want the City of Ryde to be a place that is welcoming, tolerant and provides a strong sense of belonging - a place where all individuals can live without fear that they will be impacted by crime, harassment or discrimination based on race, religion, gender, sexuality, age, disability or difference. Feeling safe at home and in public places is integral to our social wellbeing and to fostering a strong sense of community.**

While people feel very safe living in the City of Ryde, there are varying perceptions of safety depending on the time of day or night. Incidents of crime data across the LGA indicate that our area has relatively low levels of non-domestic assault compared to the NSW average.

The Micromex Research telephone survey of 403 residents indicated that the majority of residents feel safe in the City of Ryde. BOCSAR data also supports the sense of safety that residents feel, with a very low incidence of assault (non-domestic) across the LGA compared to NSW and neighbouring LGAs. Service providers indicated that the lack of domestic violence and homelessness services located within the LGA is a key challenge for our community.

While incidence of non-domestic assault is much lower than across NSW, as shown in the table, there is high and increasing incidence of domestic assault across the LGA, particularly when compared to neighbouring LGAs.

From January to December 2018, the City of Ryde had a lower rate of non-domestic assault incidents per 100,000 population compared to the average across NSW and neighbouring Parramatta, Hunters Hills and Northern Beaches council areas.

However, the LGA has a higher rate compared to neighbouring Willoughby, Hornsby, The Hills, Lane Cove and Ku-ring-gai council areas. The rate of non-domestic assault in the City of Ryde was stable from January 2017 to December 2018.

From January to December 2018, the City of Ryde had a lower rate of domestic assault incidents per 100,000 population compared to the average across NSW. However, while the LGA has a lower rate of domestic violence incidents to neighbouring Parramatta, it has a higher rate than all other neighbouring council areas. Moreover, between January 2017 and December 2018, incidents of domestic assault were up by 23.3% per year.

The BOCSAR NSW Crime Tool hotspot map shows areas of high domestic assault crime density relative to crime concentrations across NSW. However, hotspots are not adjusted for the number of people residing in or visiting the region and so do not necessarily reflect areas where people have a higher than average risk of victimisation. As shown in Figure 7, domestic assault crime within the City of Ryde is concentrated in and around high-density areas, including Meadowbank, Top Ryde, Eastwood and other town centres.

A community member stated that they “mainly feel unsafe in Sydney at night in residential areas because if you were to be impacted by crime, there may be no one around to save you”. Passive surveillance, activity at night and having ‘eyes on the street’ are important ways to increase the feeling of safety.

	Daytime	Night-time
Non-domestic assault	Rate per 100,000	Rate per 100,000
City of Ryde	123.1	66.5
NSW	216.4	193.2

Non-domestic assault rates in City of Ryde during the day and at night - Jan to Dec 2018 (Source: BOCSAR NSW Crime Tool)

LGA	Jan 17 to Dec 18	Year to Dec 17		Year to Dec 18	
	Trend: 2 year	Count	Rate*	Count	Rate
NSW	Stable	28,461	367.7	29,572	382.1
Parramatta	Stable	730	310.7	752	320
Ryde	Up 23.3% /year	206	169.1	254	208.5
Willoughby	Down 23.6% /year	182	233.3	139	178.2
Northern Beaches	Stable	358	134.4	447	167.8
Willoughby	Up 57.1% /yr	77	98.7	121	155.1
The Hills Shire	Stable	216	132.9	212	130.4
Hornsby	Stable	159	107.7	164	111.1
Lane Cove	Stable	33	87.3	40	105.8
Ku-Ring-Gai	Stable	71	57.7	74	60.1

Rates of domestic assault in City of Ryde and surrounding LGAs (Source: BOCSAR NSW Crime Tool)  
\* Rate per 100,000

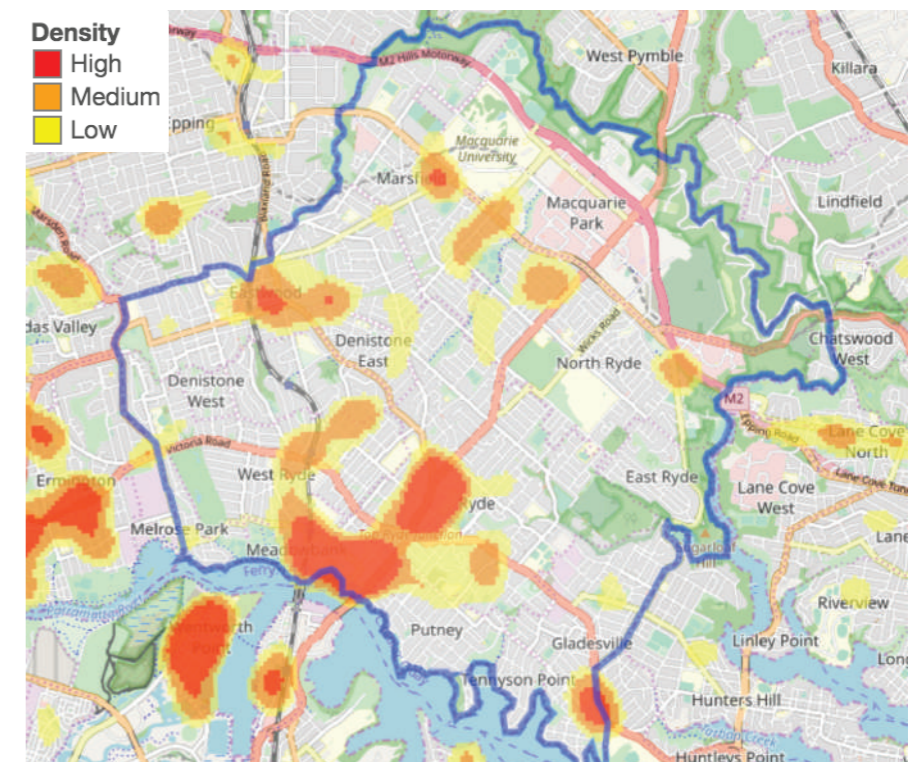


Figure 7 - Domestic assault hotspots in the City of Ryde



## WHAT WE HEARD FROM OUR COMMUNITY ...

### WHILE THE CITY OF RYDE IS A RELATIVELY SAFE PLACE TO LIVE, THERE ARE OPPORTUNITIES TO ENHANCE COMMUNITY SAFETY.

People think Ryde is a safe place, with 92% of telephone survey respondents indicating they feel safe during the day, but this dropped to 78% indicating they feel safe at night, providing opportunities to further explore (perceptions of) safety within the area. It was clear that the sense of safety is gendered. A young woman responded saying that "as a young female, when I am walking anywhere by myself and an older male walks past I feel unsafe day or night."

Service providers identified domestic violence as an issue that is often not visible and potentially results in women being at risk of homelessness. Some indicated that there is a need for domestic violence services and education tailored to culturally diverse communities, and to work with community leaders on this issue.

### DIFFERENT EXPERIENCES OF WELCOME AND SENSE OF BELONGING ACROSS THE CITY OF RYDE

Of telephone survey respondents, 81% indicated they have not seen or experienced any discriminatory attitudes based on race, religion, gender or age in the last 12 months. Of respondents, 19% indicated they had seen or experienced discriminatory behaviours towards themselves or others because of race, religion, gender or age in the 12 months prior to taking the survey. Women and people in Eastwood were more likely to experience discriminatory behaviour, and almost half (46%) have experienced this in shopping centres and 30% have experienced these attitudes or behaviours on the street.

### SOME IDEAS FROM THE COMMUNITY ABOUT HOW TO IMPROVE COMMUNITY SAFETY & BELONGING ...

- More and brighter street lights
- Improved wayfinding
- More police patrolling/stations and emergency call stations
- Security cameras
- Improved accessibility for people with disability
- Pedestrian and cycle paths that are kept away from major roads
- Improved safety of roads due to infrequent zebra crossings and lack of traffic lights (Victoria Road, Green Ave / Buffalo Road), and
- Improve sense of safety in parks.

92% feel safe during the day in the City of Ryde\*

19% had seen or experienced discriminatory behaviours towards themselves or others because of race, religion, gender or age\*

(Women and people in Eastwood were more likely to experience discriminatory behaviour)

78% feel safe at night in the City of Ryde\*

88% of people said they feel safe in their neighbourhood\*

"The City of Ryde is welcoming for visitors and people moving into the area. There is a feeling of inclusiveness."

(Community workshop participant)



\* Telephone survey of 403 residents



# STRATEGIC DIRECTION 04: A WELCOMING & SAFE PLACE

## Objective 4.1:

**Everyone in our community feels welcome and safe to be who they are and have a strong sense of belonging.**

Establishing a sense of place and belonging, and everyone feeling free to be who they are, results in people being more engaged and willing to actively participate in their community, which benefits the wider area. We want our City to be a place where everyone feels welcome and safe regardless of their background or circumstances, including in their local neighbourhood, and in our public places and facilities.

While the majority of our community feels a sense of safety and belonging, there is still some room for improvement with people feeling less safe at night and some experiencing discriminatory behaviours due to age, race, gender, sexuality or disability.

## Objective 4.2:

**Everyone feels safe in their homes and are supported by relevant services.**

Feeling safe within our homes is a basic human right and is fundamental to our sense of wellbeing. Our home provides more than just a roof over our heads; it is a place to feel secure, to rest and restore and share time with family and friends. Homelessness and marginal housing is an ongoing and somewhat hidden issue within our City, impacting particularly on young people who may be couch surfing and women aged over 55 years.

It is important that people are supported by their community and the appropriate services, particularly those experiencing domestic violence and who are at risk or are experiencing homelessness.



Ryde Lights - Gladesville



---

## Objective 4.3:

**Our newly arrived residents feel welcome, supported by local services, programs and activities.**

---

We want our City to be a place where new residents feel welcomed and at home - where they are connected into the community, and supported with access to services, programs and activities that respond to their needs.

In 2016, our City was home to nearly 15,000 residents who were newly arrived to Australia and who come from many different backgrounds. Some newly arrived residents are here permanently, while others may stay for a few months or years. Many have migrated here to pursue education, work or to be with family, but others have come here as humanitarian refugees and require greater support to help settle into their new home.

---

---

## Objective 4.4:

**Everyone feels safe and secure within their community at all times of the day and night.**

---

Good governance including good design principles, public places that cater for a variety of people and activities, and a visible security presence and lighting can have an impact on real crime and perceived safety of public spaces both day and night. Great transport, connectivity, diverse activities and types of people will all impact on perceptions of safety.

While more than three-quarters of our community said they feel safe at night, this represented a decrease on those that said they feel safe during the day. By fostering diverse night-time attractions that appeal to a range of genders, age and cultural groups and through improved public space design and service delivery, it can be beneficial to the health and wellbeing of a city's residents, providing them with a place to meet, socialise and, importantly, increase the feeling of safety at night.

---



*Racism Stops with Me*

### Relevant information in this Plan:

Strategic policy context	A2 (pages 10-13)
Community profile map	A3 (page 15)
Our community today	A3 (pages 16-17)
Our neighbourhoods	A3 (page 18)
Social connectors in the City of Ryde	A4 (pages 19-20)
Current population data	C1 (pages 48-52)
Demographic cohort snapshots	C1 (pages 53-54)
Social infrastructure, programs and activities audit	C2 (pages 55-57)
Community engagement summary	separate report
Telephone survey summary (Micromex)	separate report



# STRATEGIC DIRECTION 05: AN ACTIVE, HEALTHY COMMUNITY

*When we feel happy and healthy, we live more engaged and meaningful lives. Having access to services that help us with both our physical and mental health, and opportunities to be active and connected to our community supports positive health and wellbeing outcomes. Having the opportunity to be part of the governance of your place also provides everyone with a greater sense of ownership and custodianship.*

The City of Ryde is a place that offers a high quality of life, and healthy lifestyle opportunities are available to residents, workers, students and visitors. There is also a strong sense that people within the City of Ryde have opportunities to participate in community life, fundamental to a healthy, active and engaged community.

Overall, City of Ryde residents live active lifestyles, with 70% of respondents stating they participate in 30 minutes or more of physical activity three or more times a week. Unsurprisingly, those aged 65+ were significantly more likely to state they do not participate in physical activity or walking that increases their heart rate.

There are opportunities to leverage our open space and natural environment assets to further connect our residents to a healthy and active lifestyle. This includes new and improved recreational walks and cycleways along the Parramatta and Lane Cove Rivers, through neighbouring bushland and national parks, 60 hectares of playing fields and 2,017 parks and open space areas, as well as an aquatic centre and ice skating rink, youth recreation precincts, seniors programs and activities and other opportunities to engage in health and fitness programs, both formally and informally, to support our wellbeing.

One key initiative is the Ryde River Walk, which was created to improve the community's enjoyment of the foreshore of Parramatta River, with better public access and enhanced recreational facilities, along a 275-kilometre continuous network of walking tracks from Palm Beach in the north to Cronulla in the south.

We also have a higher proportion of residents that actively volunteer compared to the average across Greater Sydney, and 31% of residents said that they had volunteered in the past 12 months (telephone survey). However, there remains opportunity to further build on these strengths and increase the sense of community, connectivity and social participation.

The SEIFA Index of Relative Socio-Economic Disadvantage measures the relative socio-economic disadvantage based on a range of data including income, education level, unemployment and jobs in unskilled occupants. The lower the score, the higher the disadvantage. The City of Ryde's SEIFA Index in 2016 was 1,058, indicating that the area as a whole has a low level of relative disadvantage. All suburbs are less relatively disadvantaged compared to Greater Sydney (1,018).

The 2015 Survey of Disability, Ageing and Carers survey indicated that almost one in five Australians reported living with disability (18.3% or 4.3 million people), and the majority (78.5%) of people with disability reported a physical condition, such as back problems, as their main long-term health condition. The other 21.5% reported mental and behavioural disorders. This data is not available at a local level; however, the ABS Census collects information for people who report a need for assistance in their day-to-day lives due to disability.

The LGA reported a lower proportion of people who reported needing assistance with core activities (4.6%) compared to Greater Sydney (4.9%). As is expected, disability increases with age and the highest rates of disability were in the older age groups: 85 and over, and 80 - 84. Some areas had higher rates of disability:

- North Ryde - Chatswood West (7.1%)
- Ryde (Santa Rosa) (6.6%)
- Marsfield (5.8%), and
- Ryde (5.7%).



Eastwood mural by Heesco



Book Week



## WHAT WE HEARD FROM OUR COMMUNITY ...

The community wants the City of Ryde to be a great place to live regardless of who you are, where you are from or how much you earn. This means ensuring that there are available and accessible services and programs, activities and opportunities that respond to the diverse health and wellbeing needs of the whole of the community.

Sustainability, including protecting green spaces, creating green corridors and putting in place regulations to protect the planet for future generations, and having clean spaces and places to promote a positive view of the environment, were both considered an important part of social wellbeing within the City of Ryde.

Recreation, including providing opportunities and infrastructure for various leisure activities, such as cycling and dog walking, more trees and greenery, more green corridors to enable active transport, more dog-friendly parks, a public bike rental system and public art were all aspects that the community suggested would make the City of Ryde a better place and improve health and wellbeing outcomes.

## SOME SPECIFIC IDEAS FROM THE COMMUNITY ABOUT HOW TO IMPROVE HEALTH AND WELLBEING OUTCOMES ...

- Invest in hospitals and the police
- Affordable gyms
- Connecting newly arrived people into the community and services
- Exercise groups for Tai Chi, gymnastics and yoga
- Increase awareness of the natural environment
- Welcome refugees and celebrate migrants
- Intergenerational connections
- Community clean-up days
- Community meet-up days
- More events and festivals
- More trees and greenery to improve air quality
- Encourage shorter working week to allow for more leisure time
- Medical check-ups for homeless people
- More clubs in schools to support learning and hobbies
- Intercultural and interfaith meet-ups
- Free healthy food stations
- More library facilities
- Translated signs in public spaces
- Shared use of school facilities, and
- Encourage participation in physical exercise.

## PARTNERSHIP AND COLLABORATION

Service providers told us they would like to see Council support their organisation with partnership development and capacity-building. Overall, Council was seen to be supportive and responsive to the needs of service providers. Stakeholders think Council can best support service providers by providing strategic direction and by building providers' capacity to expand their service delivery.

Some service providers expressed a desire for more transparency in Council's allocation of resources (e.g. funding and subsidised rent), with some perception that this process is negatively impacted by historical relations. Service providers see a key role for Council in providing community facilities, and some would like to see a new purpose-built facility built for co-located services to boost interagency cooperation and resource sharing.

Overall, stakeholders indicated that there is a strong sense of collaboration, information sharing and partnership between service providers in Ryde. However, stakeholders expressed a desire for more opportunities to do so.

70% said that they participate in 30 minutes or more physical activity three or more times a week\*

54% said there is a good range of community groups and support networks for residents\*

The River (River Walk), bike and walking paths (Brown's Waterhole Track, Field of Mars bushwalks, Wallumatta Nature Reserve) were places people said they valued.

(Community workshop results)

"I want the City of Ryde to be a place where residents, visitors and workers want to be because it offers a safe environment with opportunities to live well, exercise, get around, get educated, build friendships, and start and grow a family."

(Community workshop participant)



\* Telephone survey of 403 residents



# STRATEGIC DIRECTION 05: AN ACTIVE, HEALTHY COMMUNITY

## Objective 5.1:

**Our parks and open spaces are inclusive and healthy places that cater for all cultures, interests, activities and people.**

As high-density living increases across our City, our local parks and open spaces become more important to our sense of wellbeing, community and belonging. These free spaces allow for everyone to come together to socialise, exercise and contemplate, which leads to improved health and wellbeing outcomes.

Flexible and diverse opportunities for formal and informal social connection, activity and recreation outside the home in our parks and open spaces will be essential to enable social wellbeing for everyone in our community, and particularly those living in high-density environments. Parks and open spaces also provide spaces for larger groups to gather, protest, celebrate and connect and are, importantly, free spaces.

## Objective 5.2:

**Our natural environment, including waterways, is an asset and contributes to the improved health and wellbeing of our community.**

A strong connection to nature and creating opportunities to connect with nature in our daily lives, through the spaces and places where we spend most of our time, is vitally important to our health and wellbeing. Our natural assets, including waterways and neighbouring bushland and national parks, provide opportunities for people to engage in active and recreational routes and social facilities, activities and events.

There are opportunities to leverage our natural assets to further connect our residents to a healthy and active lifestyle, including new and improved recreational walks and cycleways along the Parramatta and Lane Cove Rivers, through neighbouring bushland and national parks.



Bushcare volunteers  
(source: City of Ryde Bushcare Pinterest)



---

## Objective 5.3:

**Our community has access to a range of appropriate and affordable services to improve and support health and wellbeing outcomes.**

---

Local health services play an instrumental role in supporting our community's health and wellbeing, and our local hospitals are an asset to our area. Addressing service gaps and barriers, including ensuring affordability and accessibility, is a key priority to connect our community to services that meet their diverse physical and mental health needs.

There are opportunities to further support our local service providers, who have told us they are facing increasing demand and complexity of cases with limited capacity, through strong partnerships and collaboration.

---

---

## Objective 5.4:

**Everyone has the opportunity to be active participants in civic life and are part of meaningful decision making and consultation.**

---

An engaged community is one where people have opportunities to exercise their right to shape, make and remake their place and community. Public places should allow for people to express their democratic right to protest and advocate for important issues, and promote and share ideas all in a respectful manner.

Inclusive, effective and meaningful community engagement is critical to the successful development and implementation of policies and to ensure services are responsive to community needs.

Transparent and trustworthy leadership from government, service providers and the community, which also operates in the community's best interests and puts people at the heart of decision making, is critical to increasing social wellbeing.

---



Meadowbank Skate Park

### Relevant information in this Plan:

Strategic policy context	A2 (pages 10-13)
Community profile map	A3 (page 15)
Our community today	A3 (pages 16-17)
Our neighbourhoods	A3 (page 18)
Social connectors in the City of Ryde	A4 (pages 19-20)
Current population data	C1 (pages 48-52)
Demographic cohort snapshots	C1 (pages 53-54)
Social infrastructure, programs and activities audit	C2 (pages 55-57)
Community engagement summary	separate report
Telephone survey summary (Micromex)	separate report



# B3. IMPLEMENTATION & MEASURING SOCIAL WELLBEING

The vision and strategic directions are the foundation of how we implement and deliver on the social wellbeing aspirations, and continue to build the kind of community and place our community told us that they want.

This strategic framework provides the roadmap for Council, the community, local groups and service providers in helping to provide the spaces, services, programs, activities and support that all contribute to achieving the vision for a connected, welcoming and supportive community in the City of Ryde. The implementation of this vision and strategic directions will be based on the following principles:

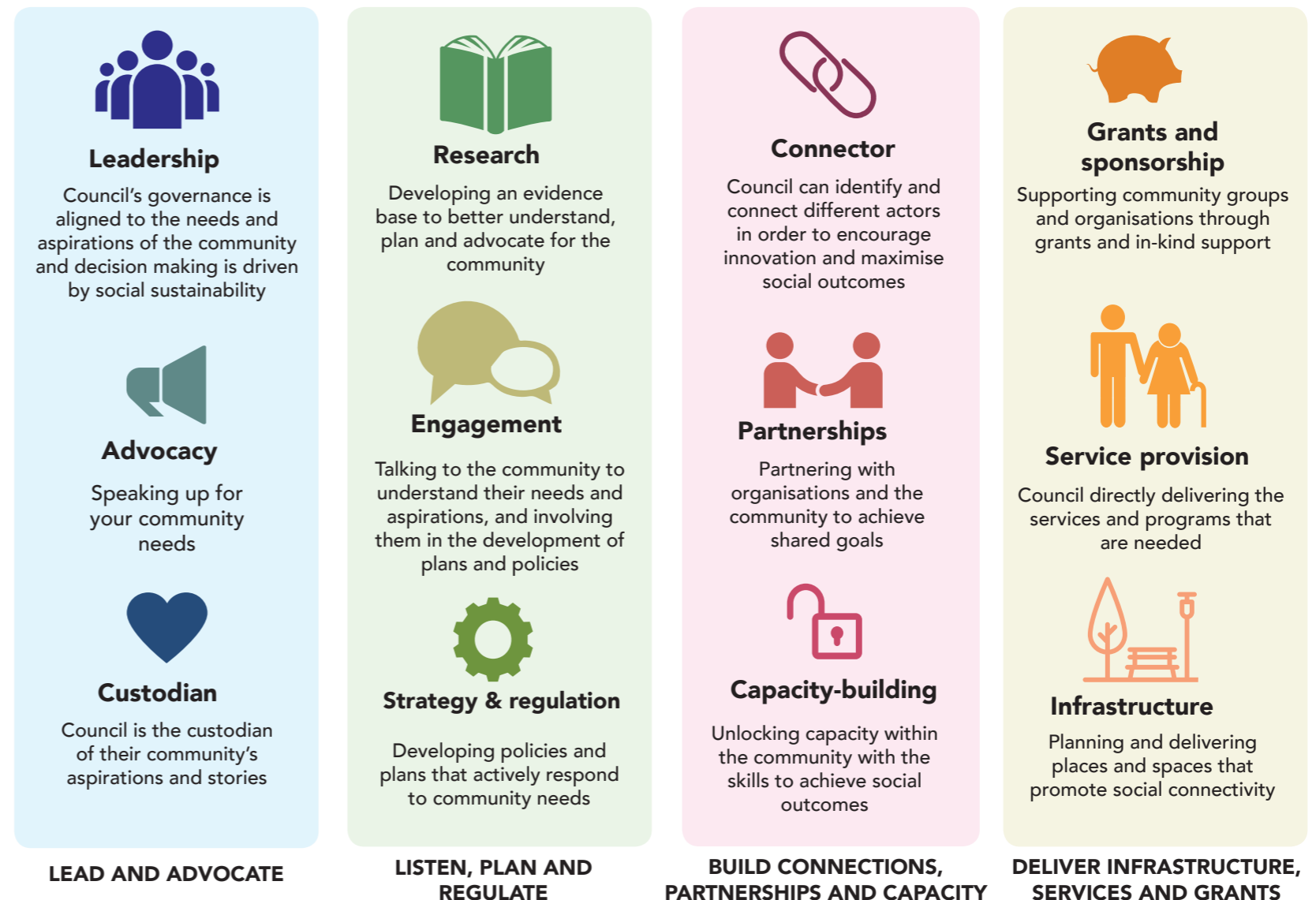
- 1. COLLABORATION AND PARTNERSHIP:** with government, non-government organisations, local service providers, local groups and the wider community to co-deliver actions guided by the strategic directions to achieve the vision for social wellbeing.
- 2. DEVELOPING COMMUNITY CAPACITY:** by recognising the expertise of our community, building on our collective strengths and empowering groups and individuals to engage in local initiatives to increase our social capital.
- 3. BUILDING RESILIENCE:** is key to how we deal with the chronic stresses that impact our daily lives as our neighbourhoods, communities and wider city grow and change. Connectedness and cohesion and putting people at the heart of decision making is fundamental to building a socially sustainable, resilient community and place.

## THE ROLE OF COUNCIL, THE COMMUNITY AND PARTNERS

Local government is central to enabling people to participate in the social, community and civic life of the city. We all have a role to play - Council, the community (both individual and groups), local service providers, state and federal government, and non-government organisations - and must work collaboratively to ensure the successful delivery of services, programs and initiatives that will improve the quality of life and wellbeing for everyone.

Planning for social wellbeing outcomes at the local government level is about identifying and leveraging the local social and community assets and resources, strengthening the management of those assets and resources, and integrating them with the rest of Council's planning activity.

Figure 8 - The various roles of Council  
(source: Cred Consulting)





## MEASURING SOCIAL WELLBEING

Measuring the outcomes and implementation of this Plan through actions and initiatives is critical to achieving our vision for social wellbeing. Implementation of the Social Plan will be through Council's existing Delivery Program and Operational Plan, and embedded in existing projects, activities and programs.

New programs and initiatives will be developed to further drive the outcomes and strategic directions of the Social Plan. These programs

and initiatives will be developed annually through Councils, business planning and budgeting processes and will be integrated into the delivery plan.

Monitoring and evaluation will be through the Community Strategic Plan outcomes. The table below shows the relationship between the Social Plan strategic directions and the Community Strategic Plan outcomes and priorities.

The Social Plan will be reviewed regularly and a full review, evaluation and update will occur at the completion of the five-year term.

The table below shows the relationships between the outcomes and priorities of the Community Strategic Plan and the strategic directions and objectives of the Social Plan.

CSP Outcome	CSP Priorities	Social Plan Focus Areas and Objectives														
		A Connected Community					A Diverse and Inclusive Community					A Liveable Place				
		1.1	1.2	1.3	1.4	1.5	2.1	2.2	2.3	2.4	2.5	3.1	3.2	3.3	3.4	3.5
<b>Our Vibrant and Liveable City</b>	Great Places, Vibrant Neighbourhoods		✓	✓					✓	✓	✓		✓	✓		✓
	Collaborative Development	✓		✓	✓	✓	✓	✓		✓	✓		✓	✓		
	Sustainable Design			✓								✓	✓			✓
<b>Our Active and Healthy City</b>	Enhanced Recreational Spaces	✓	✓	✓					✓	✓	✓			✓		✓
	Well-Targeted Services	✓	✓	✓	✓	✓	✓		✓	✓	✓	✓				✓
<b>Our Natural and Sustainable City</b>	Sustainable Planning															
	Protecting Natural Areas															
<b>Our Smart and Innovative City</b>	Business Opportunity and Investment								✓							✓
<b>Our Connected and Accessible City</b>	Connections Within Our City	✓	✓		✓				✓				✓	✓		✓
	Digital Connectivity	✓		✓	✓	✓			✓							
<b>Our Diverse and Inclusive City</b>	An Engaged, Connected Community	✓	✓	✓	✓	✓	✓	✓	✓	✓	✓	✓	✓	✓	✓	✓
	Celebrating Culture and Heritage	✓	✓	✓	✓	✓	✓	✓	✓	✓	✓	✓	✓	✓	✓	✓
	Accessible Community Facilities	✓		✓	✓				✓				✓			✓
<b>Our Open and Progressive City</b>	Advocacy on Key Issues	✓		✓		✓						✓				✓
	An Engaged and Informed Community	✓	✓		✓	✓		✓	✓							



CSP Outcome	CSP Priorities	Social Plan Focus Areas and Objectives							
		A Welcoming and Safe Place				An Active, Healthy Community			
		4.1	4.2	4.3	4.4	5.1	5.2	5.3	5.4
<b>Our Vibrant and Liveable City</b>	Great Places, Vibrant Neighbourhoods	✓	✓	✓	✓	✓	✓		
	Collaborative Development	✓			✓	✓			✓
	Sustainable Design								
<b>Our Active and Healthy City</b>	Enhanced Recreational Spaces	✓		✓	✓	✓	✓		✓
	Well-Targeted Services	✓	✓	✓	✓			✓	
<b>Our Natural and Sustainable City</b>	Sustainable Planning						✓		
	Protecting Natural Areas						✓		
<b>Our Smart and Innovative City</b>	Business Opportunity and Investment								
<b>Our Connected and Accessible City</b>	Connections Within Our City	✓		✓	✓				
	Digital Connectivity			✓				✓	✓
<b>Our Diverse and Inclusive City</b>	An Engaged, Connected Community	✓		✓	✓	✓	✓	✓	✓
	Celebrating Culture and Heritage	✓		✓	✓	✓			
	Accessible Community Facilities			✓				✓	
<b>Our Open and Progressive City</b>	Advocacy on Key Issues	✓	✓	✓	✓				✓
	An Engaged and Informed Community	✓		✓				✓	✓





Community Expo Day

# PART C - APPENDICES



# C1. COMMUNITY PROFILE: CURRENT POPULATION

This section includes a suburb-level analysis of the City of Ryde's current demographic profile, based on 2016 ABS Census data sourced from Profile.id, Economy.id and Forecast.id, with comparisons to Greater Sydney where relevant.

## Population change 2011 to 2016

In 2018, the Estimated Resident Population of the City of Ryde was 127,446 people.

As shown in Table 1, the total population of the City of Ryde increased by 12,558 people, or 11.6% between 2011 and 2016. This was a higher rate of growth than Greater Sydney (9.8%).

While the overall population of the City of Ryde increased by 11.6% between 2011 and 2016, population growth was uneven over the five-year period across the LGA with some suburbs experiencing higher growth. The suburbs with the highest growth between 2011 and 2016 were:

- Ryde (Top Ryde) (+2,192 people or 48%)
- Ryde (South) (+2,175 people or 44%)
- Macquarie Park (+1,963 people or 32%), and
- West Ryde (+1,568 people or 13%).

The suburbs with the highest percentage growth between 2011 and 2016 were:

- Ryde (Top Ryde) (+2,192 people or 48%)
- Ryde (South) (+2,175 people or 44%)
- Macquarie Park (+1,963 people or 32%), and
- Meadowbank - Melrose Park (+841 people, 16%).

TABLE 1 - TOTAL POPULATION USUAL RESIDENT POPULATION (URP) (SOURCE: PROFILE.ID)

AREA	2016	2011	CHANGE #	CHANGE %
Denistone - Denistone West	4,684	4,478	206	5%
Denistone East	2,250	2,098	152	7%
East Ryde	2,525	2,461	64	3%
Eastwood	13,511	12,457	1,054	8%
Gladesville - Tennyson Point	10,757	10,017	740	7%
Macquarie Park	8,106	6,143	1,963	32%
Marsfield	13,330	12,030	1,300	11%
Meadowbank - Melrose Park	5,980	5,139	841	16%
North Ryde - Chatswood West	11,111	10,889	222	2%
Putney	4,039	3,981	58	1%
Ryde (Field Of Mars)	6,516	6,134	382	6%
Ryde (Santa Rosa)	6,109	5,732	377	7%
Ryde (South)	7,174	4,999	2,175	44%
Ryde (Top Ryde)	6,802	4,610	2,192	48%
West Ryde	13,410	11,842	1,568	13%
Ryde (Total)	26,601	21,475	5,126	24%
City of Ryde LGA (URP)	116,302	103,038	13,264	13%
City of Ryde LGA (ERP)	121,270	108,712	12,558	12%
Greater Sydney	4,823,991	4,391,636	432,355	10%



## CITY OF RYDE AGE PROFILE

Table 2 shows the age profile of the City of Ryde.

The median age in the City of Ryde is 36, the same as Greater Sydney.

Overall, the City of Ryde age profile is quite similar to the age profile of Greater Sydney, however with:

- A higher proportion of young workforce aged adults (25 to 34 years) (18.2% compared to 16.1%). This was also the fastest growing age group between 2011 and 2016 with an increase of 4,305 people or 25.5%)
- A slightly higher proportion of tertiary-education and independence-aged adults (18 to 24 years) (10.7% compared to 9.6%)
- A slightly lower proportion of secondary school-aged people (12 to 17 years) (5.5% compared to 6.9%), and
- A slightly lower proportion of primary school-aged children (5 to 11 years) (7.5% compared to 8.8%).

The suburbs with the lowest median age were:

- Macquarie Park (29 years)
- Meadowbank - Melrose Park (32 years)
- Ryde (South) (33 years)
- Ryde (Top Ryde) (33 years), and
- West Ryde (34 years).

The suburbs with the highest median age were:

- Putney (42 years)
- Denistone - Denistone West (41 years)
- East Ryde (41 years), and
- North Ryde - Chatswood West (40 years).

TABLE 2 - AGE PROFILE (URP) (SOURCE: PROFILE.ID)

AGE GROUP	2016			2011			Change 2011 TO 2016
	NUMBER	CITY OF RYDE %	GREATER SYDNEY %	NUMBER	CITY OF RYDE %	GREATER SYDNEY %	
Babies and pre-schoolers (0 to 4)	7,118	6.1	6.4	6,362	6.2	6.8	+756
Primary schoolers (5 to 11)	8,686	7.5	8.8	7,693	7.5	8.7	+993
Secondary schoolers (12 to 17)	6,430	5.5	6.9	6,124	5.9	7.4	+306
Tertiary education and independent (18 to 24)	12,474	10.7	9.6	11,436	11.1	9.5	+1,038
Young workforce (25 to 34)	21,178	18.2	16.1	16,873	16.4	15.4	+4,305
Parents and homebuilders (35 to 49)	24,445	21.0	21.1	22,450	21.8	21.9	+1,995
Older workers and pre-retirees (50 to 59)	13,642	11.7	12.2	12,312	11.9	12.2	+1,330
Empty nesters and retirees (60 to 69)	10,587	9.1	9.5	8,761	8.5	9.0	+1,826
Seniors (70 to 84)	8,774	7.5	7.5	8,519	8.3	7.2	+255
Elderly-aged (85 and over)	2,972	2.6	2.0	2,508	2.4	1.8	+464
Total LGA (URP)	116,306	100	100	103,038	100	100	+13,268
Total LGA (ERP)	121,270			108,712			+12,558



## HOUSEHOLDS & HOUSING

### High population density

In 2016, the population density in the City of Ryde was 28.73 persons per hectare (ha), which is much higher than Greater Sydney (4 persons/ha).

The suburbs with the highest population density were:

- Ryde (Top Ryde) (63 persons/ha)
- Meadowbank - Melrose Park (48 persons/ha), and
- Ryde (South) (45 persons/ha).

The suburbs with the lowest population density were:

- Macquarie Park (12 persons per hectare), and
- North Ryde - Chatswood West (20 persons per hectare).

### Household types

In 2016, compared to Greater Sydney, the City of Ryde had:

- A higher proportion of lone-person households (22.3% compared to 20.4%), with the highest proportions in Macquarie Park (29.3%), Gladesville - Tennyson Point (27.4%) and Meadowbank - Melrose Park (27.1%).
- A slightly higher proportion of 'couples without children' (23.6% compared to 22.4%), however a slightly lower proportion of 'couples with children' households (34.5% compared to 35.3%), with the highest proportions in East Ryde (52.2%), Denistone East (51.8%), and Denistone - Denistone West (50.4%).
- A slightly higher proportion of 'group households' (5.4% compared to 4.5%), with the highest proportions in Macquarie Park (9.3%) and Marsfield (9.2%).
- A lower proportion of single-parent households (8.5% compared to 10.4%), with the highest proportions in Ryde (Field of Mars) (11%) and North Ryde - Chatswood West (10.7%).

### High and increasing proportion of high-density housing

While the dominant dwelling type in the City of Ryde is low density (46.2%, a lower proportion compared to 55% in Greater Sydney), the LGA has a very high proportion of high-density dwellings (33%) compared to Greater Sydney (23.5%).

There has been a large increase in high-density dwellings, with an increase of 4,200 high-density dwellings between 2011 and 2016. Overall, 52.9% of the dwellings in the City of Ryde were medium or high density, compared to 43.8% in Greater Sydney.

### The majority of households fully own or are purchasing their home, with a much higher proportion of households renting compared to Greater Sydney

The majority of households in the City of Ryde are fully own (28.3%) or are purchasing (28.3%) their home, compared to 27.7% and 31.5% respectively in Greater Sydney.

The City of Ryde has a much higher proportion of households renting (37.1%) compared to Greater Sydney (32.6%). Of households, 32.8% are renting privately (high compared to 27.6% in Greater Sydney) and 3.9% are renting social housing (low compared to 4.6% in Greater Sydney).

The suburbs with the highest proportion of social housing are:

- Ryde (Field of Mars) (10.1%)
- North Ryde - Chatswood West (6.6%), and
- Macquarie Park (6.5%).

### A similar proportion of households experiencing housing stress compared to Greater Sydney

'Housing stress' is defined as per the NATSEM (National Centre for Social and Economic Modelling) model as households in the lowest 40% of incomes who are spending more than 30% of their usual gross weekly income on housing costs.

Of households in the City of Ryde, 12.1% are experiencing housing stress, which is similar to Greater Sydney (11.8%). The suburbs with the highest proportions of housing stress are:

- Macquarie Park (16.5%)
- Eastwood (15.7%), and
- Ryde (Top Ryde) (15.6%).

### Estimating homelessness and marginal housing

The Australian Bureau of Statistics (ABS) defines homelessness as follows: "When a person does not have suitable accommodation alternatives they are considered homeless if their current living arrangement:

- Is in a dwelling that is inadequate
- Has no tenure, or if their initial tenure is short and not extendable, or
- Does not allow them to have control of, and access to, space for social relations."

Data from ABS 2016 Census estimates that there are 337 homeless people living within the City of Ryde, an increase from 223 in 2011 (+114).

Census data indicates that within the City of Ryde - Hunters Hill area (data not available at LGA level), there are:

- 36 persons in supported accommodation for the homeless
- 62 persons staying temporarily with other households
- 45 people living in boarding houses, and
- 248 people living within 'severely' crowded dwellings.

In addition, there are 360 persons living in 'other crowded dwellings.'

## ACCESS TO TRANSPORT

### A much higher proportion of people travelling by public transport to work

Of the City of Ryde, 28% population travels to work by public transport, which is high compared to 22.7% in Greater Sydney, while a lower proportion drive to work (49% compared to 53.7%).

### Some areas with high proportions of households without a car

While, overall, the City of Ryde has a similar proportion of households without a car (11.4%) compared to Greater Sydney (10.7%), this ranges from a low of 2.7% in East Ryde to a high of 22.2% in Macquarie Park. The suburbs with the highest proportion of households without a car were:

- Macquarie Park (22.2%)
- Ryde (Top Ryde) (14.1%)
- Meadowbank - Melrose Park (14%), and
- Eastwood (13%).



## CULTURAL DIVERSITY

### Aboriginal and Torres Strait Islander residents

The City of Ryde is home to 430 Aboriginal and Torres Strait Islander residents, a lower proportion (0.4%) compared to Greater Sydney (1.5%).

### A high and increasing proportion of people born overseas, particularly from China and South Korea

The area continues to be increasingly culturally diverse, with 46.9% of the population born overseas, an increase of 25.4% (+11,060 people) between 2011 and 2016.

The areas with the highest percentages of people who were born overseas were:

- Macquarie Park (61.5%)
- Eastwood (57.3%)
- Marsfield (55.3%)
- Ryde (Top Ryde (54.3%))
- Meadowbank - Melrose Park (54.1%), and
- West Ryde (52.3%).

### A high proportion of overseas born residents recently arrived to Australia

Of people who were born overseas, over one-quarter arrived in Australia between 2011 and 2016, 26.7% or 8,806 people, a much higher proportion compared to Greater Sydney (21.4%). The areas with the highest proportion of people who recently arrived in Australia (as a proportion of total overseas-born population) were:

- Macquarie Park (49.3%)
- Marsfield (33.3%)
- Ryde (Top Ryde) (33%), and
- Meadowbank.

A high and increasing proportion of people are speaking a language other than English at home, particularly Chinese languages and Korean

Of the population of the LGA, 48% spoke a language other than English at home, a much higher proportion compared with 35.8% for Greater Sydney. In 2016, the most common languages spoken at home were:

- Chinese languages (Mandarin: 12.7%, Cantonese: 7%)
- Korean (4.7%), and
- Italian (2.2%).

The largest increases in languages spoken at home were:

- Chinese languages (Mandarin: +5,909 persons, Cantonese: +672 persons)
- Korean (+1,409 persons)
- Hindi (+672 persons), and
- Persian / Dari (+447 persons).

The largest decreases in languages spoken at home were:

- Italian (-339 persons), and
- Greek (-121 persons).

Some suburbs have high numbers of residents identifying as not fluent in English, with 15.9% of Eastwood residents and 10.7% of West Ryde residents not fluent in English.

## EDUCATION

### Highly educated population, with areas with high proportions of students

The proportion of people with a tertiary qualification was significantly higher than Greater Sydney (39.4% compared to 28.3%) and the LGA had a lower proportion of people with no qualification than Greater Sydney (32% compared to 37.7%).

In 2016, 9.7% of the City of Ryde's population were attending a university compared to 6.1% in Greater Sydney. Student populations ranged from a low of 5.3% in East Ryde to a high of 25.8% in Macquarie Park. The areas with the highest proportions of students were:

- Macquarie Park (25.8%)
- Marsfield (15.9%), and
- Eastwood (11%).

## EMPLOYMENT

### Similar unemployment rate compared to Greater Sydney

In 2016, 6.4% of the City of Ryde's labour force was classed as unemployed compared to 6.0% in Greater Sydney. However, proportions ranged from a low of 3.6% in Denistone East to a high of 11.1% in Macquarie Park which may be due to the high number of students living in the area. The areas with the highest unemployment rates were:

- Macquarie Park (11.1%)
- Eastwood (7.7%)
- Ryde (Top Ryde) (7.6%), and
- Marsfield (7.5%).

## INCOME & WELLBEING

### Varying incomes across the LGA

The median weekly household income of residents was \$1,781, which is slightly higher than the Greater Sydney median income of \$1,745. However, there is some income inequality throughout the City of Ryde. The areas with the highest median weekly household incomes are:

- East Ryde (\$2,523)
- Putney (\$2,492)
- Denistone - Denistone West (\$2,267), and
- Denistone East (\$2,214).

The areas with the lowest median weekly household incomes are:

- Ryde (Top Ryde) (\$1,564)
- Macquarie Park (\$1,639)
- West Ryde (\$1,640), and
- Eastwood (\$1,657).

Some areas also have a high proportion of low-income households (median weekly income lower than \$650 per week), specifically:

- Marsfield (18.2%)
- Ryde (Field of Mars) (17.4%)
- Eastwood (17.2%), and
- Macquarie Park (17%).

### A high proportion of residents have access to the internet at home

Of City of Ryde's residents, 84.5% have access to the internet at home, which is high compared to Greater Sydney, at 81.4%. Only two suburbs have a slightly lower rate of internet connection at home: Ryde (Field of Mars) (80%) and Ryde (Santa Rosa (81%)).



## HEALTH

The City of Ryde is located within the Northern Sydney NSW Local Health District (NSLHD). The following health statistics sourced from HealthStats NSW (online tool) give insight into the NSLHD compared to the average across NSW.

### The lowest rate of overweight and obese persons in NSW

The NSLHD has a much lower rate of overweight and obese persons (42.4%) compared to the average across NSW (53.5%) (2017) and Major Cities (51.6%), and the lowest of all local health districts in NSW.

### Relatively low rates of risky alcohol consumption

The NSLHD has a lower rate of alcohol consumption at levels posing long-term risk to health among persons aged 16 years and over (27.3%) compared to the average across NSW (31.1%) (2017) and Major Cities (29.8%).

### Higher rates of smoking

The NSLHD has a much higher rate of adults smoking (20.3%) compared to the average across NSW (15.2%) and in Major Cities (13.9%).

### Relatively lower rate of suicide

The NSLHD has a much lower rate of suicide (6.4 per 100,000 population) compared to the average across NSW (10.3) and in Major Cities (8.5).

### The lowest rates of meth-related hospitalisations in NSW

The NSLHD has the lowest rate of methamphetamine-related hospitalisations (75.2 per 100,000 population) of all local health districts in NSW, with the average across NSW of 136.3 (2016/2017).

### Higher rates of teenage pregnancy

The NSLHD has a higher rate of teenage pregnancy (mother aged under 19) (3.8%) compared to the average across NSW (2%) (2017).

## COMMUNITY PERCEPTION OF CRIME

The Micromex Research telephone survey of 403 residents indicated that the majority of residents feel safe in the City of Ryde BOCSAR data supports the sense of safety that residents feel, with a very low incidence of assault (non-domestic) across the LGA when compared to NSW and neighbouring areas.

While incidence of non-domestic assault is much lower than across NSW, as shown below, there is an increasing and high incidence of domestic assault across the LGA particularly when compared to neighbouring areas.

From January to December 2018, the City of Ryde had a lower rate of domestic assault incidents per 100,000 population compared to the average across NSW. However, while the area has a lower rate of domestic violence incidents compared to neighbouring Parramatta, it has a higher rate than all other neighbouring council areas. Moreover, between January 2017 and December 2018, incidents of domestic assault were up by 23.3% per year in the City of Ryde.

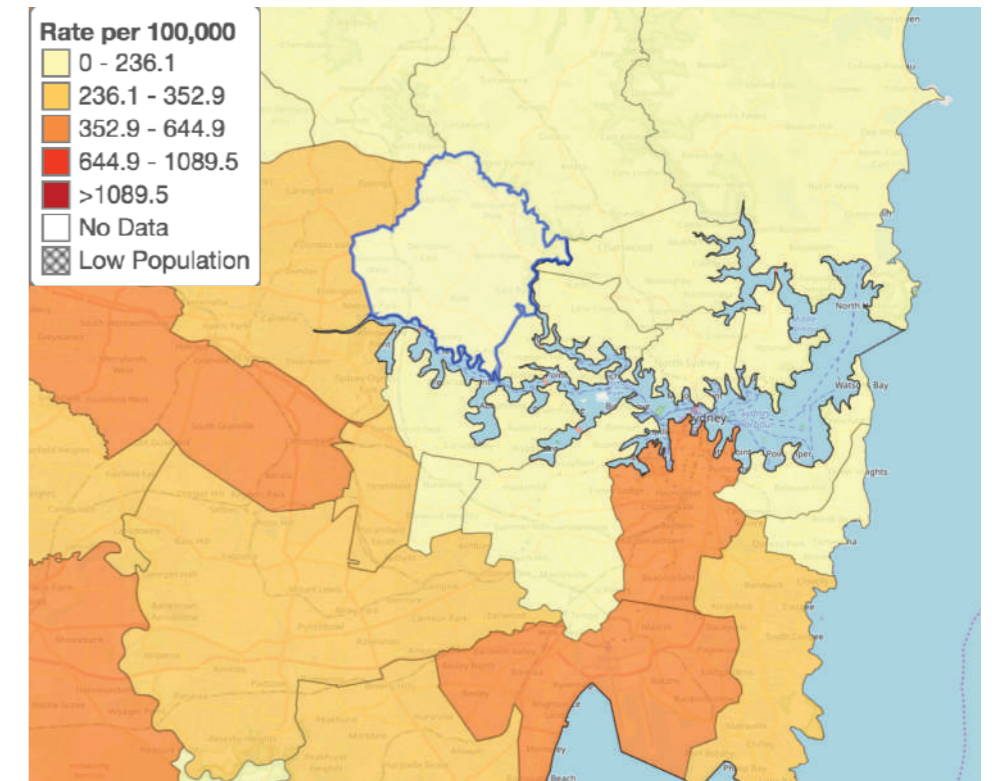


Figure 9 - Rates of domestic assault in the City of Ryde and surrounding local government areas

Trend and rates of non-domestic assault in City of Ryde and surrounding LGAs (Source: BOCSAR NSW)

LGA	January 2017 to December 2018	Year to December 2017		Year to December 2018	
	Trend: 2 year	Count	Rate per 100,000	Count	Rate per 100,000
New South Wales	Stable	32,207	416.2	31,698	409.6
Parramatta	Stable	802	341.3	847	360.5
Hunters Hill	Stable	29	198.1	36	245.9
Northern Beaches	Stable	614	230.5	602	226
Ryde	Stable	240	197	231	189.6
Willoughby	Down 23.6% per year	182	233.3	139	178.2
Hornsby	Stable	228	154.4	215	145.6
The Hills Shire	Stable	262	161.2	213	131
Lane Cove	Stable	52	137.5	45	119
Ku-ring-gai	Stable	96	78	103	83.6



## DEMOGRAPHIC COHORT SNAPSHOTS

### ABORIGINAL AND TORRES STRAIT ISLANDER POPULATION

- 0.4% of the total City of Ryde population are typically younger than City of Ryde's total population, following the wider national trend for Aboriginal and Torres Strait Islander populations.
- They are more likely to live in one-parent family households compared to the wider area population.
- They are more likely to live in rented dwellings compared to the wider LGA, but less likely to rent public housing than the NSW average.
- Household income does not vary significantly from the City of Ryde's total population, and trends towards higher incomes than the wider NSW Aboriginal and Torres Strait Islander population.
- They are more likely to be in part-time work when compared to both the total City of Ryde population and the NSW Aboriginal and Torres Strait Islander population.
- They are less likely than the total City of Ryde population to have completed Year 12 or attained a bachelor degree, but more likely than the NSW Aboriginal and Torres Strait Islander population to have done the same.
- They are more likely than the City of Ryde's total population to be attending an educational institution, reflecting their younger age structure but also representing an increase over time.
- They are significantly more likely than the NSW Aboriginal and Torres Strait Islander population to be attending university.

### FEMALES AND MALES

- Females tend to dominate in the older age groups.
- Females and males have achieved similar qualifications, though males have a higher representation in vocational qualifications and females a slightly higher representation in no qualification.
- Females are significantly more likely than males to work part-time and tend to have lower individual incomes.
- Females in the City of Ryde are slightly more likely to work full-time than females across Greater Sydney.
- Females and males in the City of Ryde are both equally likely to work as professionals.
- Females are more likely than males to live in one-parent households in the City of Ryde, but to a lesser extent than across Greater Sydney.
- Females are more likely than males to provide unpaid childcare in the City of Ryde, but to a lesser extent than across Greater Sydney.
- Both males and females in the City of Ryde are less likely to provide any childcare than males and females are across Greater Sydney.

### CULTURALLY AND LINGUISTICALLY DIVERSE POPULATION

- The 2016 Census recorded 46.9% of the population was born outside Australia, and 48.0% speak a language other than English at home. Allowing for the non-response rate on this question, it is likely that more than 50% of the population speak a language other than English.
- Chinese language speakers make up around 20% of the population. Other major languages are Korean, Italian, Arabic, Armenian and Hindi.
- The City of Ryde has had a very large increase in non-English speaking population over the past 20 years – the population has more than doubled in absolute terms and is now well above the Sydney average.
- The City of Ryde had approximately 20% of all speakers of Armenian in Australia in 2016.
- English proficiency is generally good among non-English speakers, but the growing Korean-speaking group has a low rate of English proficiency. One in three indicated that they speak English poorly or not at all.
- Non-English-speaking background population are more likely than the total population to live in family households with children, and also group households.
- Overseas-born and 'language other than English' populations occupy high-density housing at a rate nearly 20% higher than English-speaking populations in Ryde, and have smaller dwellings on average. They also drive less cars and have a higher rate of internet access.
- The non-English-speaking background population in the City of Ryde is highly educated, with 48% having a degree qualification, and 12.6% attending university.
- Incomes of both overseas-born and non-English-speaking background populations are slightly lower than the total population, despite the higher education levels, but are increasing over time.

### NEWLY ARRIVED RESIDENTS

- The City of Ryde had a greater share of arrivals of overseas-born in the last 10 years than the Sydney average.
- There are substantially more female recent arrivals than males (53.3% of those who came in the last five years were female).
- Recent arrivals are mainly in a narrow group of ages, with almost 60% aged between 20 and 34 – they are more concentrated in this narrow band than Greater Sydney's recent arrivals generally.
- As well as being young, recent arrivals mostly live in high-density housing in the City of Ryde, in one or two-bedroom rental units, particularly favoured by migrants from China and Korea.
- There is a large share in group households (almost one in five was counted in a group household), reflecting both the relative youth of this population, and university attendance, as house sharing is popular among this group.
- China, India and South Korea combined make up more than half of the arrivals in the five years to 2016. This is likely to have continued, with settlement statistics showing over 3,000 arrivals in the 2018 calendar year.
- Recent arrivals are also highly educated, with over 50% having a degree qualification, and 28% are attending university (another 6% attending TAFE).
- Despite this, incomes are generally lower than the total population, and the unemployment rate is particularly high, at 16%, compared to a total population average of 6%.



## CHILDREN (0-11 YEARS) AND FAMILIES

- The 2016 Census recorded 15,800 children aged 0-11 usually resident in the City of Ryde, 13.5% of the total population, and an increase of 1,737 since 2011.
- Young children in City of Ryde are much more likely to be in a couple family, and less likely to be in a one-parent family than Greater Sydney.
- There has been a large increase of almost 2,800 children under 12 in the past 10 years in the City of Ryde.
- East Ryde has the highest proportion of young children in the LGA.
- Young children are most likely to be found in dwellings with a mortgage, but the largest increase (over 1,500 children in five years) was in the private rental category, as families may be priced out of the housing market and continue to rent.
- Families with children are occupying high-density housing in City of Ryde at a rapidly increasing rate. About one-third of the new high-density housing built between 2011 and 2016 was home to families with children under 12. And most of this growth was in the two-bedroom dwelling category as well.
- While the median income in the City of Ryde is only \$36 higher than the Sydney average, households with children aged 0-11 had a median of \$350 higher when compared across Sydney in 2016.
- Young children in the City of Ryde are more likely to live in households with both parents employed than the Sydney average.
- There has been a substantial increase in children speaking a language other than English at home, now up to over 40% of the population. Asian languages, including Mandarin, Cantonese and Korean are the main increases.

## YOUNG PEOPLE (12-24 YEARS)

- Youth aged 12-24 comprise 16.2% of the City of Ryde's population, but about two-thirds are aged 18-24, and 12-17-year-olds are a relatively small group, as families move to areas with larger housing.
- 12-17-year-olds are still living with their parents for the most part. 18-24-year-olds are in transition, and the City of Ryde has a larger share living independently, having left the family home. However, the greatest increase over five years was 18-24s living with their parents, perhaps indicating a housing affordability issue.
- University attendance is very high in the area, with well over 50% of those aged 18-24 attending university, and 22% already having a degree qualification. There was a large increase in university attendance at the last Census (2016), which is likely related to the presence of Macquarie University in the area.
- There is a large increase in 18-24s living in rental accommodation, particularly among the high-density housing which is growing in parts of the City of Ryde. In contrast, 12-17 year-olds mainly live in separate houses.
- The unemployment rate among 15-24-year-olds in the City of Ryde is higher than the Sydney average, but this is entirely driven by university students seeking part-time employment (which is also high). Youth disengagement (not engaged in education or employment) is very low, once the high student population is factored in. Only 4.5% of youth were disengaged in 2016, which is little more than half the Sydney average.
- In the City of Ryde, 12-24-year-olds are more likely to be born overseas and have a higher level of language diversity than their Greater Sydney counterparts. Over 45% speak a language other than English at home, and almost 25% of these are Chinese languages and Korean. Generally, Asian languages are over-represented among youth, while European languages are under-represented.

## SENIORS 65+

- More than half of seniors were born overseas, predominantly in China, Italy and the UK.
- They are more likely than City of Ryde's total population to speak English at home.
- They are likely to hold no post-school qualification.
- As part of a general trend, an increasing number (though still a significant minority) are remaining in the labour force after age 65.
- Household income skews towards the lower ranges, although there appears to be a trend towards increasing incomes.
- They are more likely than the City of Ryde's total population and Greater Sydney's 65+ population to be providing unpaid assistance to the aged or disabled.
- They are more likely to live alone or in a 'couple with children' household.
- A strong majority live in fully owned residences.
- They are slightly more likely than seniors across Greater Sydney to be renting either privately or social housing, though there is a decreasing trend in relation to social housing.
- They are less likely than the City of Ryde's total population to have access to the internet.
- The proportion of City of Ryde's population aged 65+ is forecast to increase over the next two decades.



## C2. SOCIAL INFRASTRUCTURE, PROGRAMS & ACTIVITIES AUDIT

As part of the background research, Cred Consulting undertook a social infrastructure, programs and activities audit, as well as undertaking an activity with workshop participants, to map the social places and spaces across the LGA. This provides a better understanding of the City of Ryde's existing social connectors and social capital which in turn informed the strategic directions.

Analysis based on Council's existing knowledge and desktop research (2019) indicates that there are over 50 community services located within the City of Ryde LGA, and additional services located elsewhere but servicing the area.

As shown in Figure 10, services include but are not limited to:

- Health and mental health services (at least 16 services)
- Ageing and disability services (at least 12 services)
- General social services responding to a range of targeted community needs (at least 10 services)
- Community services responding to the needs of culturally and linguistically diverse community members and/or newly arrived migrants (at least 6 services)
- Youth, children and family services (at least 6 services)
- Employment services (at least 2 services)
- Housing services (at least 1 service), and
- Alcohol and other drug support services (at least 1 service).

Key findings include:

- Concentrations of services in Ryde, West Ryde and North Ryde
- Lack of services for domestic violence victims, for example there is no women's refuge in the City of Ryde, but there is an increasing incidence of domestic violence, and
- No services for LGBTQI+; however, Macquarie University hosts Queer Space, a support and social group for students and staff.

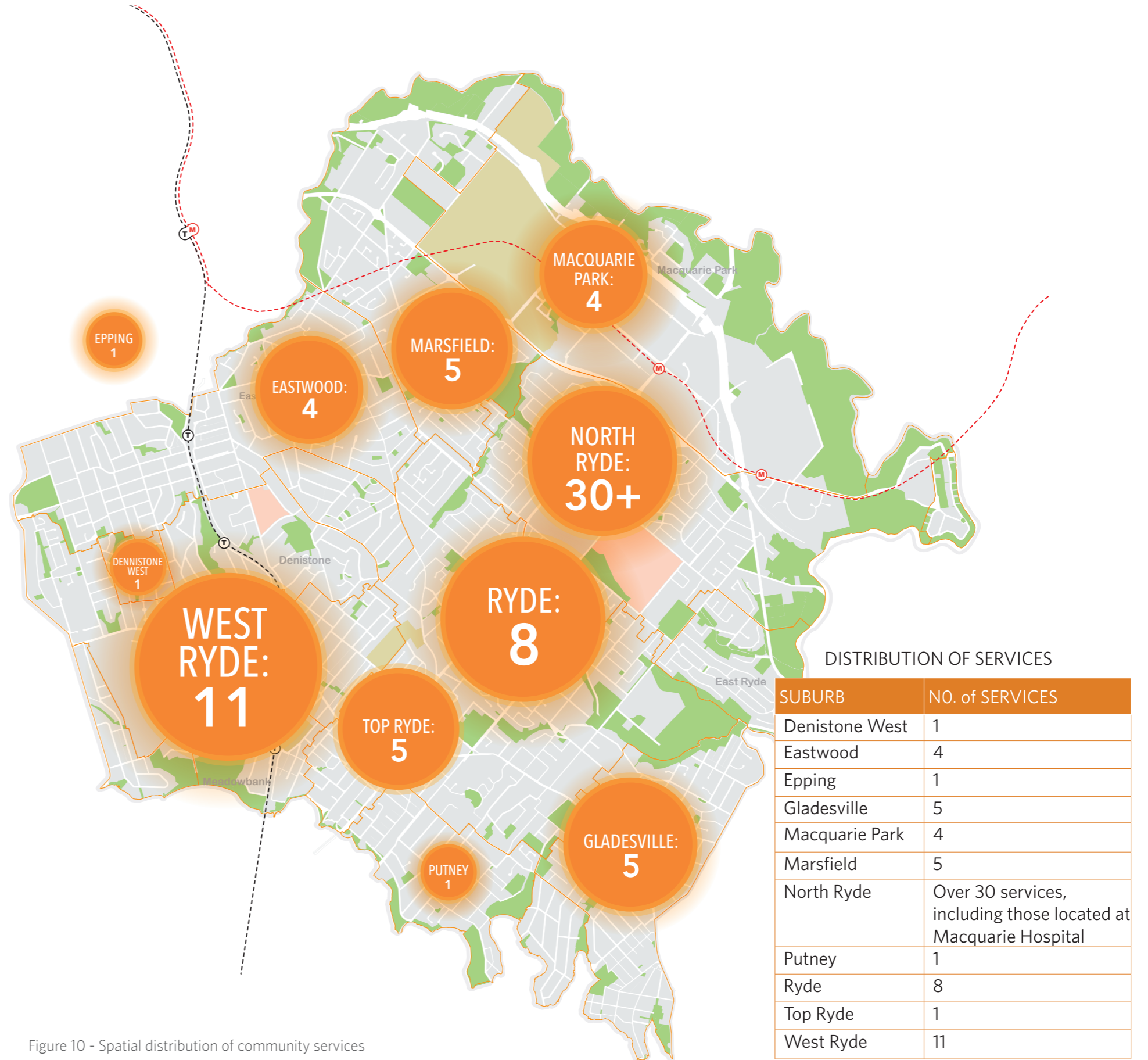


Figure 10 - Spatial distribution of community services



## COMMUNITY GROUPS AND ORGANISATIONS

The City of Ryde is home to a range of valued community groups and organisations that play a vital role in creating and supporting social wellbeing in our LGA. These groups provide services and organise events, programs, workshops and talks, and bring people together to share and learn from each others' knowledge and skills.

While some of our community groups have been running for decades, there are also a number of groups reflecting emerging issues, including those focusing on our culturally diverse communities. The majority of these groups receive no or limited funding and rely on volunteers to function.

Analysis based on Council's existing knowledge and desktop research (2019) indicates that there are over 60 community groups in the City of Ryde, including groups focusing on subjects that include:

- Social gatherings
- Sport, fitness and recreation
- Arts and culture
- History and heritage
- Learning, knowledge and skill development
- LGBTQI+ youth support
- Business and networking
- Culturally and linguistically diverse communities
- Indigenous culture and reconciliation
- Sustainability and environmental conservation
- Groups focusing on specific age cohorts, including seniors, children and families and young people
- Groups for people with disability and their carers
- Faith-based groups, and
- Registered clubs, including Rotary Clubs and Returned and Services League clubs.

## FAITH-BASED ORGANISATIONS

There are over 60 faith-based organisations in the City of Ryde.

Faith-based organisations deliver a wide range of services for local communities, including but not limited to social gatherings, language programs, support services for vulnerable community members and after-school programs for children and young people. In addition, a number of faith-based organisations have halls that can be rented by community members.

## ADVISORY COMMITTEES AND NETWORKS

Council facilitates a number of community advisory committees that respond either directly or indirectly to social needs and wellbeing in the LGA. Advisory committees include:

- Arts Advisory Committee
- Status of Women Advisory Committee
- Multicultural Advisory Committee
- Social Inclusion Advisory Committee
- Ryde Youth Council Advisory Committee
- Economic Development Advisory Committee
- Heritage Advisory Committee
- Bicycle Advisory Committee
- Ryde Hunters Hill Joint Library Service
- Sport and Recreation and Wheeled Sport Advisory Committee
- Bushland and Environment Advisory Committee, and
- Festival and Events Advisory Committee.

In addition, Council is involved in a number of networks and interagencies focused directly or indirectly on social issues, including:

- Partnerships and Promotions
- Northern Area Participation and Employment Committee
- Ryde Hunters Hill Community Care Network
- West Ryde Community Centre Tenants
- Home Modification Service
- Northern Sydney Disability Network
- Ryde Hunters Hill Youth Interagency
- Ryde Hunters Hill Children and Families Network
- Intercultural Interagency
- Northern Sydney Homelessness Network
- Northern Sydney Community Drug Action Team
- Domestic Violence Committee
- Aged Community Health Service Provider Interagency
- Multicultural Youth Advocacy Network, and
- Local Government Youth Development Network.

## COMMUNITY GRANTS AND AWARDS

### Community Grants Program

Locally based, not-for-profit community groups, clubs and organisations are invited to apply for City of Ryde Community Grants.

These grants are one way Council supports local community groups to grow, prosper and carry out special projects that contribute to community wellbeing and help build a vibrant community culture. Grants are awarded in the following categories, offering assistance ranging from \$2,000 up to \$10,000:

- Seniors Grant
- Capacity-Building Grants
- Event Grant
- Sports and Recreation Grant
- Community Projects
- Inclusion Grant, and
- Social Support Grant.

In addition, 'small grants' enable small projects which emerge outside of the standard grant cycle to be funded.

### Awards

Council recognises local community members with a number of prizes annually, including:

- Citizen of the Year award
- Young Citizen of the Year award
- Volunteer Recognition awards, including Volunteer of the Year, Young Volunteer of the Year and Volunteer Group of the Year, and
- Business awards.



## EVENTS AND FESTIVALS

Findings from the community survey indicated that festivals and events are a high priority for the City of Ryde community. Council, in collaboration with the community and local partners, delivers a number of social events and festivals each year that provide opportunities for the community to come together and celebrate and share in local experiences.

These range in scale from major festivals to local celebrations such as:

- The Granny Smith Festival
- Lunar New Year Celebration
- Harmony Day Community Expo
- Australia Day celebrations
- Cork & Fork festival by the Riverside, and
- Christmas celebrations.

In addition, Council also works alongside local partners to deliver and facilitate social events and activities as part of Youth Week, NAIDOC Week, Mental Health Week, Social Inclusion Week and the Seniors Festival.

### Regular programs and events in the City of Ryde

There is a great range of social, cultural and environmental events, programs and activities happening regularly across the City of Ryde. Some are run by Council and others by community organisations, educational institutions and volunteer groups:

<p><b>Seniors</b></p> <ul style="list-style-type: none"> <li>• Tech Savvy Seniors Course</li> <li>• Lift for life</li> <li>• Heart and Move It in Ryde</li> <li>• Aquatic exercise programs</li> <li>• Seniors Festival Celebrations</li> </ul>	<p><b>Women</b></p> <ul style="list-style-type: none"> <li>• International Women's Day</li> </ul>	<p><b>Everybody</b></p> <ul style="list-style-type: none"> <li>• Walking for Fitness</li> <li>• Monthly Kokedama workshops</li> <li>• Surfin' Sunday (at the aquatic centre)</li> <li>• NAIDOC Week</li> <li>• West Ryde Easter Parade and Fair</li> <li>• Sustainable Waste to Art Prize</li> <li>• Eastwood Lunar New Year celebrations</li> <li>• Volunteer Recognition Awards</li> <li>• Cork &amp; Fork by the Riverside</li> <li>• Bike Week</li> <li>• Park Series (free events in the park including pop up outdoor cinema and orchestra)</li> <li>• Granny Smith Festival</li> <li>• TAFE Art Prize</li> <li>• Macquarie Park community Christmas carols and fireworks</li> <li>• Riverfest</li> <li>• Field of Mars bushwalks</li> <li>• Sustainability Festival</li> <li>• Spring Garden Competition</li> <li>• Community Christmas celebrations</li> <li>• Australia Day</li> <li>• Citizenship ceremonies</li> <li>• ANZAC and Remembrance services</li> <li>• Eastwood Night Markets</li> <li>• North Ryde Carols on the Common</li> </ul>
<p><b>Multicultural</b></p> <ul style="list-style-type: none"> <li>• Chinese Cultural Festival (Macquarie University)</li> <li>• Harmony Day events</li> </ul>	<p><b>Children &amp; families</b></p> <ul style="list-style-type: none"> <li>• Ryde Rockers Rhyme Time</li> <li>• Storytime</li> <li>• Kids Club</li> <li>• School Holiday Programs</li> </ul>	
	<p><b>Young people</b></p> <ul style="list-style-type: none"> <li>• Battle of the Bands</li> <li>• Youth Week</li> <li>• Ryde Youth Theatre</li> </ul>	

## FAVOURITE PLACES TO CONNECT SOCIALLY

Through engagement with our community, the following places, groups and services emerged as favourite places for the Ryde community to connect socially:

- Youth, families, children's and pets' recreation spaces, particularly the new Meadowbank Skate Park, Lions Park (cycling for kids), Livvi's Place, Macquarie Ice Rink, dog off-leash parks (such as Blenheim Park and Denistone Park), public ping pong tables (Eastwood and Ryde), Ryde Park Bowling Green, Waterloo Park fitness equipment
- The River (River Walk), bike and walking paths (Brown's Waterhole Track, Field of Mars bushwalks, Wallumatta Nature Reserve)
- Cafes, bars and pop-ups in all our centres, particularly Venture Café, Cult Eatery, The Governor Hotel, Buffalo Vale Distillery Pop Up Gin Bar, Eden Garden, jazz clubs in Top Ryde, The Grounds Keepers Café, Community Coffee Van (North Ryde), Macquarie Shopping Centre
- Civic spaces, streets and plazas, including Eastwood Plaza, Eastwood Mall, West Ryde Plaza and Marketplace, Shepherd's Bay Village Plaza, Top Ryde Shopping Centre, and
- Places to learn and engage, including our libraries, Chinese Community Language School, West Ryde Community Hall, West Ryde Community and Families Centre, Christian Community Aid, and Brush Farm House.

- Sports clubs, RSLs, and clubs
- Community gardens, including the Macquarie University community garden
- Places of worship and faith-based community events and activities, including the C3 Church Ryde youth space.
- Community and support groups, including a large range delivered through West Ryde Community hub. Regular community programs and social support groups include emergency relief, community playgroups, women's legal, parenting groups, healthy habits, community Christmas dinner, English as a second language conversation groups (Eastwood and West Ryde), Greek Seniors' meeting, Ability Links, Ryde Hunters Hill Community Transport, Aboriginal Women's Gathering in Eastwood, scout and guide groups, singing, dancing and Tai Chi groups (particularly public daily Tai Chi Exercise Group in Eastwood Mall and Chinese Wushu Tai Chi show), mothers' groups.

### The community suggested a need for more of the following social connectors:

- More meeting places for community groups
- More places to walk, stop, eat, drink and listen to music along the Parramatta River
- More diversity in festivals and events
- Public civic spaces around new apartments and train stations
- More celebrations of Indigenous history
- A community space at Putney Beach
- Men's and community sheds
- Incubator space for new start-ups
- Pop-ups in vacant shops
- Multipurpose activated community centres
- More pop-up outdoor cinema
- Night-time events and programs and places in our centres
- Food and cultural markets
- Places for faith-based groups to pray and meet
- Free fitness equipment in parks, and
- Safe spaces for women to access services and for refuge.