

- NOTES
1. Internal layouts shown are indicative only for information purposes and are subject to further design development and change
 2. Window mullions, if shown, are indicative only
 3. Louvre panels, if shown, are indicative only
 4. All dimensions and levels shown are approximate
 5. Any finishes nominated are indicative only and subject to change
 6. Articulations shown on the facade are indicative only and are subject to further design development and change
 7. Storage allocations and areas are not necessarily shown on the drawings and are subject to change

M	18/11/15	AM	DA Submission
G	23/12/14	AM	DA - Client Review
F	01/21/14	AM	Updated Car Park Layout For Review (Preliminary)
Rev	Date	Approved by	Revision Notes
Scale	1:200 @A1	50% @A3	Project No. 13067
Status			Drawn by GSD
For Information			Rev M

NOTES

THIS DRAWING IS THE COPYRIGHT © OF TURNER. NO REPRODUCTION WITHOUT PERMISSION. UNLESS NOTED OTHERWISE THIS DRAWING IS NOT FOR CONSTRUCTION. ALL DIMENSIONS AND LEVELS ARE TO BE CHECKED ON SITE PRIOR TO THE COMMENCEMENT OF WORK. INFORMATION OF ANY DISCREPANCIES FOR CLARIFICATION IS TO BE PROCURED BEFORE WORK. DRAWINGS ARE NOT TO BE SCALE. FOR ONLY FIGURES DIMENSIONS REFER TO CONSULT DOCUMENTS FOR FURTHER INFORMATION. DWG, P&CD AND BIMA FILES ARE UNCONTROLLED DOCUMENTS AND ARE ISSUED FOR INFORMATION ONLY.

CLIENT

ROTHESAY AVENUE DEVELOPMENTS
 Suite 2/2-4 Gilfink Avenue, Macquarie Park NSW 2113
 T 02 9889 5540

DESIGN INTENT NOTES

Internal layouts shown are indicative only for information purposes and are subject to further design development and change.
 Window mullions, if shown, are indicative only.
 Louvre panels, if shown, are indicative only.
 All dimensions and levels shown are approximate.
 Any finishes nominated are indicative only and subject to change.
 Articulations shown on the facade are indicative only and are subject to further design development and change.
 Storage allocations and areas are not necessarily shown on the drawings and are subject to change.

LEGEND - PLANS

Proposed Site Boundary	Existing Adjacent Site Boundaries	Approved Building Envelopes Stages 8 & 9	Approved Building Envelopes Future Stages
Window Mullion	Window Mullion	Window Mullion	Window Mullion
Louvre Panel	Louvre Panel	Louvre Panel	Louvre Panel
Articulation	Articulation	Articulation	Articulation
Storage Allocation	Storage Allocation	Storage Allocation	Storage Allocation

Relative Level to AHD	Entry Point	Egress Point	Proposed 2/Bed Apartments	Proposed 3/Bed Apartments	Proposed 4/Bed Apartments	Proposed Private Backyard/Service Area	Proposed Storage	Proposed Future Buildings
WC	WC	WC	WC	WC	WC	WC	WC	WC
WC	WC	WC	WC	WC	WC	WC	WC	WC
WC	WC	WC	WC	WC	WC	WC	WC	WC
WC	WC	WC	WC	WC	WC	WC	WC	WC

Project Title

SHEPHERDS BAY - BUILDINGS 8 & 9
 20-36 Nancarrow Ave, 116-118 Bowden St, Meadowbank NSW 2114

Drawing Title

GA Plan (Building 8) - Basement Level B4





- NOTES
1. Internal layouts shown are indicative only for information purposes and are subject to further design development and change.
 2. Window mullions, if shown, are indicative only.
 3. Louvre panels, if shown, are indicative only.
 4. All dimensions and levels shown are approximate.
 5. Any finishes nominated are indicative only and subject to change.
 6. Articulations shown on the facade are indicative only and are subject to further design development and change.
 7. Storage allocations and areas are not necessarily shown on the drawings and are subject to change.

M	18/11/15	AM	DA Submission
G	23/12/14	AM	DA - Client Review
F	07/01/14	AM	Updated Car Park Layout For Review (Preliminary)
Rev	Date	Approved by	Revision Notes
Scale	1:200 @A1	50% @A3	Project No.
Status	13067	GSD	Drawn by
For Information	DA-111_005	M	North

NOTES

THIS DRAWING IS THE COPYRIGHT © OF TURNER. NO REPRODUCTION WITHOUT PERMISSION. UNLESS NOTED OTHERWISE THIS DRAWING IS NOT FOR CONSTRUCTION. ALL DIMENSIONS AND LEVELS ARE TO BE CHECKED ON SITE PRIOR TO THE COMMENCEMENT OF WORK. INFORMATION OF ANY DISCREPANCIES FOR CLARIFICATION SHOULD BE PROCURED BEFORE WORK. DRAWINGS ARE NOT TO BE SCALE. FOR ONLY FIGURES DIMENSIONS REFER TO CONSULT DOCUMENTS FOR FURTHER INFORMATION. DWG, P, CAD AND BIM FILES ARE UNCONTROLLED DOCUMENTS AND ARE ISSUED FOR INFORMATION ONLY.

CLIENT
ROTHESAY AVENUE DEVELOPMENTS
 Suite 2/2-4 Gilfinck Avenue, Macquarie Park NSW 2113
 T 02 9889 5540

DESIGN INTENT NOTES

Internal spaces shown are indicative only for information purposes and are subject to further design development and change.
 Window mullions, if shown, are indicative only.
 Louvre panels, if shown, are indicative only.
 All dimensions and levels shown are approximate.
 Any finishes nominated are indicative only and subject to change.
 Articulations shown on the facade are indicative only and are subject to further design development and change.
 Storage allocations and areas are not necessarily shown on the drawings and are subject to change.

LEGEND - PLANS

Proposed Site Boundary	Existing Adjacent Site Boundaries	Approved Building Envelopes Stages 8 & 9	Approved Building Envelopes Future Stages
Adaptation	WC	WC	WC
Bathroom	CLN	CLN	CLN
Break Room	CHB	CHB	CHB
Bike Store	D	D	D
Battery	E	E	E
...

Relative Level to AHD	Entry Point	Egress Point	Proposed 2nd Apartments	Proposed 3rd Apartments	Proposed 4th Apartments	Proposed 5th Apartments	Proposed 6th Apartments	Proposed 7th Apartments	Proposed 8th Apartments	Proposed 9th Apartments	Proposed 10th Apartments	Proposed 11th Apartments	Proposed 12th Apartments	Proposed 13th Apartments	Proposed 14th Apartments	Proposed 15th Apartments	Proposed 16th Apartments	Proposed 17th Apartments	Proposed 18th Apartments	Proposed 19th Apartments	Proposed 20th Apartments	Proposed 21st Apartments	Proposed 22nd Apartments	Proposed 23rd Apartments	Proposed 24th Apartments	Proposed 25th Apartments	Proposed 26th Apartments	Proposed 27th Apartments	Proposed 28th Apartments	Proposed 29th Apartments	Proposed 30th Apartments	Proposed 31st Apartments	Proposed 32nd Apartments	Proposed 33rd Apartments	Proposed 34th Apartments	Proposed 35th Apartments	Proposed 36th Apartments	Proposed 37th Apartments	Proposed 38th Apartments	Proposed 39th Apartments	Proposed 40th Apartments	Proposed 41st Apartments	Proposed 42nd Apartments	Proposed 43rd Apartments	Proposed 44th Apartments	Proposed 45th Apartments	Proposed 46th Apartments	Proposed 47th Apartments	Proposed 48th Apartments	Proposed 49th Apartments	Proposed 50th Apartments
-----------------------	-------------	--------------	-------------------------	-------------------------	-------------------------	-------------------------	-------------------------	-------------------------	-------------------------	-------------------------	--------------------------	--------------------------	--------------------------	--------------------------	--------------------------	--------------------------	--------------------------	--------------------------	--------------------------	--------------------------	--------------------------	--------------------------	--------------------------	--------------------------	--------------------------	--------------------------	--------------------------	--------------------------	--------------------------	--------------------------	--------------------------	--------------------------	--------------------------	--------------------------	--------------------------	--------------------------	--------------------------	--------------------------	--------------------------	--------------------------	--------------------------	--------------------------	--------------------------	--------------------------	--------------------------	--------------------------	--------------------------	--------------------------	--------------------------	--------------------------	--------------------------

Project Title
SHEPHERDS BAY - BUILDINGS 8 & 9
 20-36 Nancarrow Ave, 116-118 Bowden St, Meadowbank NSW 2114

Drawing Title
GA Plan (Building 8) - Basment Level B3





- NOTES
1. Internal layouts shown are indicative only for information purposes and are subject to further design development and change
 2. Window mullions, if shown, are indicative only
 3. Louvre panels, if shown, are indicative only
 4. All dimensions and levels shown are approximate
 5. Any finishes nominated are indicative only and subject to change
 6. Articulations shown on the facade are indicative only and are subject to further design development and change
 7. Storage allocations and areas are not necessarily shown on the drawings and are subject to change

M	18/11/15	AM	DA Submission
E	23/12/14	AM	DA - Client Review
D	25/11/14	AM	Issued For Information
Rev.	Date	Approved by	Revision Notes

Scale: 1:200 @A1 50%@A3
 Project No. 13067
 Drawing Title: DA-111_020
 Status: For Information
 Drawn by: GSD
 Rev: M

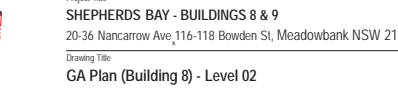
NOTES
 THIS DRAWING IS THE COPYRIGHT © OF TURNER. NO REPRODUCTION WITHOUT PERMISSION. UNLESS NOTED OTHERWISE THIS DRAWING IS NOT FOR CONSTRUCTION. ALL DIMENSIONS AND LEVELS ARE TO BE CHECKED ON SITE PRIOR TO THE COMMENCEMENT OF WORK. INFORM TURNER OF ANY DISCREPANCIES FOR CLARIFICATION BEFORE PROCEEDING WITH WORK. DRAWINGS ARE NOT TO BE SCALED. USE ONLY FIGURES DIMENSIONS. REFER TO CONSULTING DOCUMENTATION FOR FURTHER INFORMATION. DWG, IFC AND BIM FILES ARE UNCONTROLLED DOCUMENTS AND ARE ISSUED FOR INFORMATION ONLY.

CLIENT
 ROTHESAY AVENUE DEVELOPMENTS
 Suite 2/2-4 Gilnock Avenue, Macquarie Park NSW 2113
 T 02 9889 5540

DESIGN INTENT NOTES
 Internal spaces shown are indicative only for information purposes and are subject to further design development and change.
 Window mullions, if shown, are indicative only.
 Louvre panels, if shown, are indicative only.
 All dimensions and levels shown are approximate.
 Any finishes nominated are indicative only and subject to change.
 Articulations shown on the facade are indicative only and are subject to further design development and change.
 Storage allocations and areas are not necessarily shown on the drawings and are subject to change.

LEGEND - PLANS

Proposed Site Boundary	Existing Adjacent Site Boundaries	Approved Building Envelopes Stages 8 & 9	Approved Building Envelopes Future Stages	Relative Level to AHD	Entry Point	Egress Point	Proposed 2 Bed Apartments	Proposed Private Backyard/Service Areas	Personal Storage
WV Adaptability	WC Washbasin	EH Exhaust	GD Garage Door	MSD Motor Cupboards	S Store	SCS Skylight Operable	Proposed 3 Bed Apartments	Proposed Commercial Area	Proposed Future Buildings
B Bathroom	CLN Cleaners Store	EMH Mechanical Exhaust	K Kitchen	OSD On Site Detention	SMA Supply Air (Mechanical)	T Toilet	Proposed 4 Bed Apartments	Proposed Commercial Area	
BT 2.3 Bedroom 1, 2, 3	CPH Car Park Exhaust	FHR Fire Hazard Red	L Living Room	OSR On Site Retention	SCR Services Car Bay	Tantrum Car Space	Proposed 5 Bed Apartments	Proposed Commercial Area	
BC Broken Gate	CHS Car Wash Bay	FPS-1 Fire Store No. 1, 2 and	LY Laundry	P Pantry	SSE Services Electrical	Upr Area	Proposed 6 Bed Apartments	Proposed Commercial Area	
BS Bike Store	D Dining	GBA Garbage Accumulation Room	MSR Motor Dock Roofing	R Residential	SSE Services (Hydraulic)	V Void	Proposed 7 Bed Apartments	Proposed Commercial Area	
BY Battery	E Entry	GRR Garbage Room	MR Mail Boxes	RH Rental	SSE Services (Mechanical)	W Wardrobe	Proposed Commercial Area	Proposed Commercial Area	





- NOTES
1. Internal layouts shown are indicative only for information purposes and are subject to further design development and change.
 2. Window mullions, if shown, are indicative only.
 3. Louvre panels, if shown, are indicative only.
 4. All dimensions and levels shown are approximate.
 5. Any finishes nominated are indicative only and subject to change.
 6. Articulations shown on the facade are indicative only and are subject to further design development and change.
 7. Storage allocations and areas are not necessarily shown on the drawings and are subject to change.

M	18/11/15	AM	DA Submission
E	23/12/14	AM	DA - Client Review
D	25/11/14	AM	Issued for Information
Rev.	Date	Approved by	Revision Notes

Scale: 1:200 @A1 50% @A3
 Project No. 13067
 Drawing Title: DA-111_040
 Status: For Information
 Drawn by: DS
 Rev: M

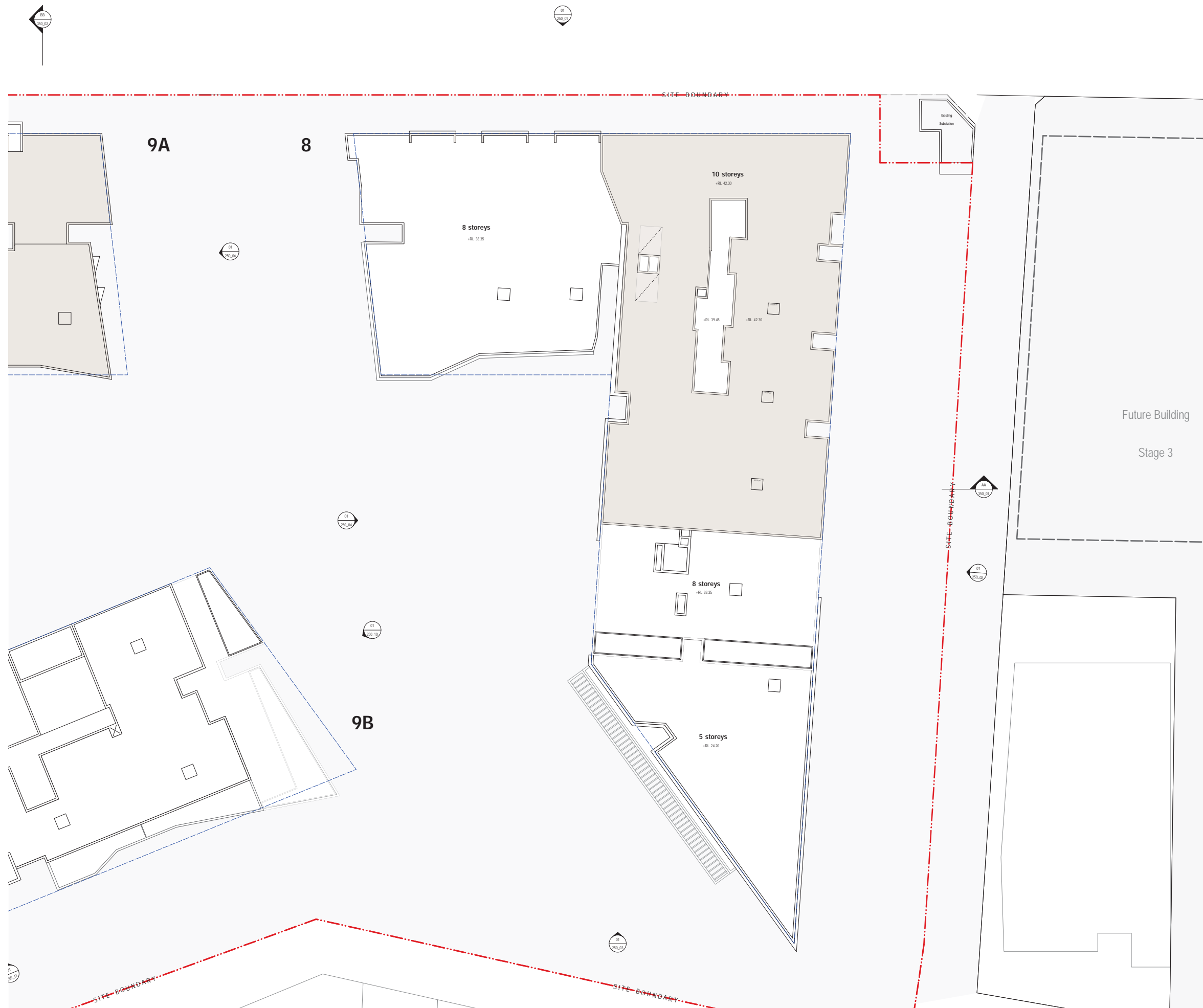
NOTES
 THIS DRAWING IS THE COPYRIGHT © OF TURNER. NO REPRODUCTION WITHOUT PERMISSION. UNLESS NOTED OTHERWISE THIS DRAWING IS NOT FOR CONSTRUCTION. ALL DIMENSIONS AND LEVELS ARE TO BE CHECKED ON SITE PRIOR TO THE COMMENCEMENT OF WORK. REPORT NUMBER OF ANY DISCREPANCIES FOR CLARIFICATION TO THE PROJECT ENGINEER WITH WORK. DRAWINGS ARE NOT TO BE SCALED. USE ONLY FIGURES DIMENSIONS. REFER TO CONSULTING DOCUMENTATION FOR FURTHER INFORMATION. DWG, IFC AND BIM FILES ARE UNCONTROLLED DOCUMENTS AND ARE ISSUED FOR INFORMATION ONLY.

CLIENT
ROTHESAY AVENUE DEVELOPMENTS
 Suite 2/2-4 Gilnock Avenue, Macquarie Park NSW 2113
 T 02 9889 5540

DESIGN INTENT NOTES
 Internal spaces shown are indicative only for information purposes and are subject to further design development and change.
 Window mullions, if shown, are indicative only.
 Louvre panels, if shown, are indicative only.
 All dimensions and levels shown are approximate.
 Any finishes nominated are indicative only and subject to change.
 Articulations shown on the facade are indicative only and are subject to further design development and change.
 Storage allocations and areas are not necessarily shown on the drawings and are subject to change.

LEGEND - PLANS

Proposed Site Boundary	Existing Adjacent Site Boundaries	Approved Building Envelopes Stages 8 & 9	Approved Building Envelopes Future Stages
WC	WC	WC	WC
B	B	B	B
B1, 2, 3	B1, 2, 3	B1, 2, 3	B1, 2, 3
BIC	BIC	BIC	BIC
BIS	BIS	BIS	BIS
BY	BY	BY	BY
Adaptability	Adaptability	Adaptability	Adaptability
Bathroom	Bathroom	Bathroom	Bathroom
Break Room	Break Room	Break Room	Break Room
Bike Store	Bike Store	Bike Store	Bike Store
Battery	Battery	Battery	Battery
WC	WC	WC	WC
B	B	B	B
B1, 2, 3	B1, 2, 3	B1, 2, 3	B1, 2, 3
BIC	BIC	BIC	BIC
BIS	BIS	BIS	BIS
BY	BY	BY	BY
Adaptability	Adaptability	Adaptability	Adaptability
Bathroom	Bathroom	Bathroom	Bathroom
Break Room	Break Room	Break Room	Break Room
Bike Store	Bike Store	Bike Store	Bike Store
Battery	Battery	Battery	Battery
WC	WC	WC	WC
B	B	B	B
B1, 2, 3	B1, 2, 3	B1, 2, 3	B1, 2, 3
BIC	BIC	BIC	BIC
BIS	BIS	BIS	BIS
BY	BY	BY	BY
Adaptability	Adaptability	Adaptability	Adaptability
Bathroom	Bathroom	Bathroom	Bathroom
Break Room	Break Room	Break Room	Break Room
Bike Store	Bike Store	Bike Store	Bike Store
Battery	Battery	Battery	Battery
WC	WC	WC	WC
B	B	B	B
B1, 2, 3	B1, 2, 3	B1, 2, 3	B1, 2, 3
BIC	BIC	BIC	BIC
BIS	BIS	BIS	BIS
BY	BY	BY	BY
Adaptability	Adaptability	Adaptability	Adaptability
Bathroom	Bathroom	Bathroom	Bathroom
Break Room	Break Room	Break Room	Break Room
Bike Store	Bike Store	Bike Store	Bike Store
Battery	Battery	Battery	Battery
WC	WC	WC	WC
B	B	B	B
B1, 2, 3	B1, 2, 3	B1, 2, 3	B1, 2, 3
BIC	BIC	BIC	BIC
BIS	BIS	BIS	BIS
BY	BY	BY	BY
Adaptability	Adaptability	Adaptability	Adaptability
Bathroom	Bathroom	Bathroom	Bathroom
Break Room	Break Room	Break Room	Break Room
Bike Store	Bike Store	Bike Store	Bike Store
Battery	Battery	Battery	Battery
WC	WC	WC	WC
B	B	B	B
B1, 2, 3	B1, 2, 3	B1, 2, 3	B1, 2, 3
BIC	BIC	BIC	BIC
BIS	BIS	BIS	BIS
BY	BY	BY	BY
Adaptability	Adaptability	Adaptability	Adaptability
Bathroom	Bathroom	Bathroom	Bathroom
Break Room	Break Room	Break Room	Break Room
Bike Store	Bike Store	Bike Store	Bike Store
Battery	Battery	Battery	Battery
WC	WC	WC	WC
B	B	B	B
B1, 2, 3	B1, 2, 3	B1, 2, 3	B1, 2, 3
BIC	BIC	BIC	BIC
BIS	BIS	BIS	BIS
BY	BY	BY	BY
Adaptability	Adaptability	Adaptability	Adaptability
Bathroom	Bathroom	Bathroom	Bathroom
Break Room	Break Room	Break Room	Break Room
Bike Store	Bike Store	Bike Store	Bike Store
Battery	Battery	Battery	Battery
WC	WC	WC	WC
B	B	B	B
B1, 2, 3	B1, 2, 3	B1, 2, 3	B1, 2, 3
BIC	BIC	BIC	BIC
BIS	BIS	BIS	BIS
BY	BY	BY	BY
Adaptability	Adaptability	Adaptability	Adaptability
Bathroom	Bathroom	Bathroom	Bathroom
Break Room	Break Room	Break Room	Break Room
Bike Store	Bike Store	Bike Store	Bike Store
Battery	Battery	Battery	Battery
WC	WC	WC	WC
B	B	B	B
B1, 2, 3	B1, 2, 3	B1, 2, 3	B1, 2, 3
BIC	BIC	BIC	BIC
BIS	BIS	BIS	BIS
BY	BY	BY	BY
Adaptability	Adaptability	Adaptability	Adaptability
Bathroom	Bathroom	Bathroom	Bathroom
Break Room	Break Room	Break Room	Break Room
Bike Store	Bike Store	Bike Store	Bike Store
Battery	Battery	Battery	Battery
WC	WC	WC	WC
B	B	B	B
B1, 2, 3	B1, 2, 3	B1, 2, 3	B1, 2, 3
BIC	BIC	BIC	BIC
BIS	BIS	BIS	BIS
BY	BY	BY	BY
Adaptability	Adaptability	Adaptability	Adaptability
Bathroom	Bathroom	Bathroom	Bathroom
Break Room	Break Room	Break Room	Break Room
Bike Store	Bike Store	Bike Store	Bike Store
Battery	Battery	Battery	Battery
WC	WC	WC	WC
B	B	B	B
B1, 2, 3	B1, 2, 3	B1, 2, 3	B1, 2, 3
BIC	BIC	BIC	BIC
BIS	BIS	BIS	BIS
BY	BY	BY	BY
Adaptability	Adaptability	Adaptability	Adaptability
Bathroom	Bathroom	Bathroom	Bathroom
Break Room	Break Room	Break Room	Break Room
Bike Store	Bike Store	Bike Store	Bike Store
Battery	Battery	Battery	Battery
WC	WC	WC	WC
B	B	B	B
B1, 2, 3	B1, 2, 3	B1, 2, 3	B1, 2, 3
BIC	BIC	BIC	BIC
BIS	BIS	BIS	BIS
BY	BY	BY	BY
Adaptability	Adaptability	Adaptability	Adaptability
Bathroom	Bathroom	Bathroom	Bathroom
Break Room	Break Room	Break Room	Break Room
Bike Store	Bike Store	Bike Store	Bike Store
Battery	Battery	Battery	Battery
WC	WC	WC	WC
B	B	B	B
B1, 2, 3	B1, 2, 3	B1, 2, 3	B1, 2, 3
BIC	BIC	BIC	BIC
BIS	BIS	BIS	BIS
BY	BY	BY	BY
Adaptability	Adaptability	Adaptability	Adaptability
Bathroom	Bathroom	Bathroom	Bathroom
Break Room	Break Room	Break Room	Break Room
Bike Store	Bike Store	Bike Store	Bike Store
Battery	Battery	Battery	Battery
WC	WC	WC	WC
B	B	B	B
B1, 2, 3	B1, 2, 3	B1, 2, 3	B1, 2, 3
BIC	BIC	BIC	BIC
BIS	BIS	BIS	BIS
BY	BY	BY	BY
Adaptability	Adaptability	Adaptability	Adaptability
Bathroom	Bathroom	Bathroom	Bathroom
Break Room	Break Room	Break Room	Break Room
Bike Store	Bike Store	Bike Store	Bike Store
Battery	Battery	Battery	Battery
WC	WC	WC	WC
B	B	B	B
B1, 2, 3	B1, 2, 3	B1, 2, 3	B1, 2, 3
BIC	BIC	BIC	BIC
BIS	BIS	BIS	BIS
BY	BY	BY	BY
Adaptability	Adaptability	Adaptability	Adaptability
Bathroom	Bathroom	Bathroom	Bathroom
Break Room	Break Room	Break Room	Break Room
Bike Store	Bike Store	Bike Store	Bike Store
Battery	Battery	Battery	Battery
WC	WC	WC	WC
B	B	B	B
B1, 2, 3	B1, 2, 3	B1, 2, 3	B1, 2, 3
BIC	BIC	BIC	BIC
BIS	BIS	BIS	BIS
BY	BY	BY	BY
Adaptability	Adaptability	Adaptability	Adaptability
Bathroom	Bathroom	Bathroom	Bathroom
Break Room	Break Room	Break Room	Break Room
Bike Store	Bike Store	Bike Store	Bike Store
Battery	Battery	Battery	Battery
WC	WC	WC	WC
B	B	B	B
B1, 2, 3	B1, 2, 3	B1, 2, 3	B1, 2, 3
BIC	BIC	BIC	BIC
BIS	BIS	BIS	BIS
BY	BY	BY	BY
Adaptability	Adaptability	Adaptability	Adaptability
Bathroom	Bathroom	Bathroom	Bathroom
Break Room	Break Room	Break Room	Break Room
Bike Store	Bike Store	Bike Store	Bike Store
Battery	Battery	Battery	Battery
WC	WC	WC	WC
B	B	B	B
B1, 2, 3	B1, 2, 3	B1, 2, 3	B1, 2, 3
BIC	BIC	BIC	BIC
BIS	BIS	BIS	BIS
BY	BY	BY	BY
Adaptability	Adaptability	Adaptability	Adaptability
Bathroom	Bathroom	Bathroom	Bathroom
Break Room	Break Room	Break Room	Break Room
Bike Store	Bike Store	Bike Store	Bike Store
Battery	Battery	Battery	Battery
WC	WC	WC	WC
B	B	B	B
B1, 2, 3	B1, 2, 3	B1, 2, 3	B1, 2, 3
BIC	BIC	BIC	BIC
BIS	BIS	BIS	BIS
BY	BY	BY	BY
Adaptability	Adaptability	Adaptability	Adaptability
Bathroom	Bathroom	Bathroom	Bathroom
Break Room	Break Room	Break Room	Break Room
Bike Store	Bike Store	Bike Store	Bike Store
Battery	Battery	Battery	Battery
WC	WC	WC	WC
B	B	B	B
B1, 2, 3	B1, 2, 3	B1, 2, 3	B1, 2, 3
BIC	BIC	BIC	BIC
BIS	BIS	BIS	BIS
BY	BY	BY	BY
Adaptability	Adaptability	Adaptability	Adaptability
Bathroom	Bathroom	Bathroom	Bathroom
Break Room	Break Room	Break Room	Break Room
Bike Store	Bike Store	Bike Store	Bike Store
Battery	Battery	Battery	Battery
WC	WC	WC	WC
B	B	B	B
B1, 2, 3	B1, 2, 3	B1, 2, 3	B1, 2, 3
BIC	BIC	BIC	BIC
BIS	BIS	BIS	BIS
BY	BY	BY	BY
Adaptability	Adaptability	Adaptability	Adaptability
Bathroom	Bathroom	Bathroom	Bathroom
Break Room	Break Room	Break Room	Break Room
Bike Store	Bike Store	Bike Store	Bike Store
Battery	Battery	Battery	Battery
WC	WC	WC	WC
B	B	B	B
B1, 2, 3	B1, 2, 3	B1, 2, 3	B1, 2, 3
BIC	BIC	BIC	BIC
BIS	BIS	BIS	BIS
BY	BY	BY	BY
Adaptability	Adaptability	Adaptability	Adaptability
Bathroom	Bathroom	Bathroom	Bathroom
Break Room	Break Room	Break Room	Break Room
Bike Store	Bike Store	Bike Store	Bike Store
Battery	Battery	Battery	Battery
WC	WC	WC	WC
B	B	B	B
B1, 2, 3	B1, 2, 3	B1, 2, 3	B1, 2, 3
BIC	BIC	BIC	BIC
BIS	BIS	BIS	BIS
BY	BY	BY	BY
Adaptability	Adaptability	Adaptability	Adaptability
Bathroom	Bathroom	Bathroom	Bathroom
Break Room	Break Room	Break Room	Break Room
Bike Store	Bike Store	Bike Store	Bike Store
Battery	Battery	Battery	Battery
WC	WC	WC	WC
B	B	B	B
B1, 2, 3	B1, 2, 3	B1, 2, 3	B1, 2, 3
BIC	BIC	BIC	BIC
BIS	BIS	BIS	BIS
BY	BY	BY	BY
Adaptability	Adaptability	Adaptability	Adaptability
Bathroom	Bathroom	Bathroom	Bathroom
Break Room	Break Room	Break Room	Break Room
Bike Store	Bike Store	Bike Store	Bike Store
Battery	Battery	Battery	Battery
WC	WC	WC	WC
B	B	B	B
B1, 2, 3	B1, 2, 3	B1, 2, 3	B1, 2, 3
BIC	BIC	BIC	BIC
BIS	BIS	BIS	BIS
BY	BY	BY	BY
Adaptability	Adaptability	Adaptability	Adaptability
Bathroom	Bathroom	Bathroom	Bathroom
Break Room	Break Room	Break Room	Break Room
Bike Store	Bike Store	Bike Store	Bike Store
Battery	Battery	Battery	Battery
WC	WC	WC	WC
B	B	B	B
B1, 2, 3	B1, 2, 3	B1, 2, 3	B1, 2, 3
BIC	BIC	BIC	BIC
BIS	BIS	BIS	BIS
BY	BY	BY	BY
Adaptability	Adaptability	Adaptability	Adaptability
Bathroom	Bathroom	Bathroom	Bathroom
Break Room	Break Room	Break Room	Break Room
Bike Store	Bike Store	Bike Store	Bike Store
Battery	Battery	Battery	Battery
WC	WC	WC	WC
B	B	B	B
B1, 2, 3	B1, 2, 3	B1, 2, 3	B1, 2, 3
BIC			



NOTES

1. Internal layouts shown are indicative only for information purposes and are subject to further design development and change
2. Window mullions, if shown, are indicative only
3. Louvre panels, if shown, are indicative only
4. All dimensions and levels shown are approximate
5. Any finishes nominated are indicative only and are subject to change
6. Articulations shown on the facade are indicative only and are subject to further design development and change
7. Storage allocations and areas are not necessarily shown on the drawings and are subject to change

M	16/1/15	AM	DA Submission
E	23/1/14	AM	DA - Client Review
D	23/1/14	AM	Issued For Information
A	06/09/14	AM	Issued For Information
Rev.	Date	Approved by	Revision Notes

Scale	1:200 @A1	50% @A3	Project No.	13067	Drawn by	GSD	North
Status	For Information	DA-111_120	Rev	M			

NOTES
 THIS DRAWING IS THE COPYRIGHT © OF TURNER. NO REPRODUCTION WITHOUT PERMISSION. UNLESS NOTED OTHERWISE THIS DRAWING IS NOT FOR CONSTRUCTION. ALL DIMENSIONS AND LEVELS ARE TO BE CHECKED ON SITE PRIOR TO THE COMMENCEMENT OF WORK. REPORT NUMBER OF ANY DISCREPANCIES FOR CLARIFICATION TO BE PROVIDED WITH WORK. DIMENSIONS ARE NOT TO BE SCALE. USE ONLY FIGURED DIMENSIONS. REFER TO CONSULTANT DOCUMENTATION FOR FURTHER INFORMATION. DWG, IFC AND BIM FILES ARE UNCONTROLLED DOCUMENTS AND ARE ISSUED FOR INFORMATION ONLY.

CLIENT
ROTHESAY AVENUE DEVELOPMENTS
 Suite 2/2-4 Gilfink Avenue, Macquarie Park NSW 2113
 T 02 9889 5540

DESIGN INTENT NOTES
 Internal layouts shown are indicative only for information purposes and are subject to further design development and change.
 Window mullions, if shown, are indicative only.
 Louvre panels, if shown, are indicative only.
 All dimensions and levels shown are approximate.
 Any finishes nominated are indicative only and are subject to change.
 Articulations shown on the facade are indicative only and are subject to further design development and change.
 Storage allocations and areas are not necessarily shown on the drawings and are subject to change.

LEGEND - PLANS
 Proposed Site Boundary
 Existing Adjacent Site Boundaries
 Approved Building Envelopes Stages 8 & 9
 Approved Building Envelopes Future Stages
 Entry Point
 Egress Point
 Proposed 2nd Apartments
 Proposed 3rd Apartments
 Proposed 4th Apartments
 Proposed 5th Apartments
 Proposed 6th Apartments
 Proposed 7th Apartments
 Proposed 8th Apartments
 Proposed 9th Apartments
 Proposed 10th Apartments
 Proposed 11th Apartments
 Proposed 12th Apartments
 Proposed 13th Apartments
 Proposed 14th Apartments
 Proposed 15th Apartments
 Proposed 16th Apartments
 Proposed 17th Apartments
 Proposed 18th Apartments
 Proposed 19th Apartments
 Proposed 20th Apartments
 Proposed 21st Apartments
 Proposed 22nd Apartments
 Proposed 23rd Apartments
 Proposed 24th Apartments
 Proposed 25th Apartments
 Proposed 26th Apartments
 Proposed 27th Apartments
 Proposed 28th Apartments
 Proposed 29th Apartments
 Proposed 30th Apartments
 Proposed 31st Apartments
 Proposed 32nd Apartments
 Proposed 33rd Apartments
 Proposed 34th Apartments
 Proposed 35th Apartments
 Proposed 36th Apartments
 Proposed 37th Apartments
 Proposed 38th Apartments
 Proposed 39th Apartments
 Proposed 40th Apartments
 Proposed 41st Apartments
 Proposed 42nd Apartments
 Proposed 43rd Apartments
 Proposed 44th Apartments
 Proposed 45th Apartments
 Proposed 46th Apartments
 Proposed 47th Apartments
 Proposed 48th Apartments
 Proposed 49th Apartments
 Proposed 50th Apartments
 Proposed 51st Apartments
 Proposed 52nd Apartments
 Proposed 53rd Apartments
 Proposed 54th Apartments
 Proposed 55th Apartments
 Proposed 56th Apartments
 Proposed 57th Apartments
 Proposed 58th Apartments
 Proposed 59th Apartments
 Proposed 60th Apartments
 Proposed 61st Apartments
 Proposed 62nd Apartments
 Proposed 63rd Apartments
 Proposed 64th Apartments
 Proposed 65th Apartments
 Proposed 66th Apartments
 Proposed 67th Apartments
 Proposed 68th Apartments
 Proposed 69th Apartments
 Proposed 70th Apartments
 Proposed 71st Apartments
 Proposed 72nd Apartments
 Proposed 73rd Apartments
 Proposed 74th Apartments
 Proposed 75th Apartments
 Proposed 76th Apartments
 Proposed 77th Apartments
 Proposed 78th Apartments
 Proposed 79th Apartments
 Proposed 80th Apartments
 Proposed 81st Apartments
 Proposed 82nd Apartments
 Proposed 83rd Apartments
 Proposed 84th Apartments
 Proposed 85th Apartments
 Proposed 86th Apartments
 Proposed 87th Apartments
 Proposed 88th Apartments
 Proposed 89th Apartments
 Proposed 90th Apartments
 Proposed 91st Apartments
 Proposed 92nd Apartments
 Proposed 93rd Apartments
 Proposed 94th Apartments
 Proposed 95th Apartments
 Proposed 96th Apartments
 Proposed 97th Apartments
 Proposed 98th Apartments
 Proposed 99th Apartments
 Proposed 100th Apartments

DLCS Quality Internal Company 450 9800 2008 License Number 4168
 Sheppard Avenue Macquarie Park NSW 2113 9889 5540 9889 5540

Project Title
SHEPHERDS BAY - BUILDINGS 8 & 9
 20-36 Nancarrow Ave, 116-118 Bowden St, Meadowbank NSW 2114
 Drawing Title
GA Plan (Building 8) - Level 12 Roof Plan

turner
 Level 1, 415 Crown Street
 Sydney NSW 2000
 Australia
 T +61 2 8668 0000
 F +61 2 8668 0008
 turner@tda.com.au



- NOTES
1. Internal layouts shown are indicative only for information purposes and are subject to further design development and change
 2. Window mullions, if shown, are indicative only
 3. Louvre panels, if shown, are indicative only
 4. All dimensions and levels shown are approximate
 5. Any finishes nominated are indicative only and subject to change
 6. Articulations shown on the facade are indicative only and are subject to further design development and change
 7. Storage allocations and areas are not necessarily shown on the drawings and are subject to change

NOTES
 THIS DRAWING IS THE COPYRIGHT © OF TURNER. NO REPRODUCTION WITHOUT PERMISSION. UNLESS NOTED OTHERWISE THIS DRAWING IS NOT FOR CONSTRUCTION. ALL DIMENSIONS AND LEVELS ARE TO BE CHECKED ON SITE PRIOR TO THE COMMENCEMENT OF WORK. INFORMATION OF ANY DISCREPANCIES FOR CLARIFICATION SHOULD BE OBTAINED PRIOR TO WORK. DIMENSIONS ARE NOT TO BE SCALE. FOR ONLY FIGURES DIMENSIONS, REFER TO CONSULTING DOCUMENTS FOR FURTHER INFORMATION. DWG, P&ID AND BIM FILES ARE UNCONTROLLED DOCUMENTS AND ARE ISSUED FOR INFORMATION ONLY.

DLCS Quality Internal Company ISO 9001:2008 License Number 4168
 Shepherds Bay - Buildings 8 & 9, 20-36 Nancarrow St, Macquarie Park NSW 2114

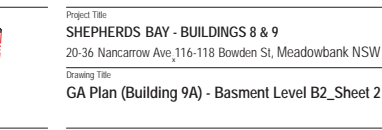
CLIENT
ROTHESAY AVENUE DEVELOPMENTS
 Suite 2/2-4 Gilnock Avenue, Macquarie Park NSW 2113
 T 02 9889 5540

DESIGN INTENT NOTES
 Internal layouts shown are indicative only for information purposes and are subject to further design development and change.
 Window mullions, if shown, are indicative only.
 Louvre panels, if shown, are indicative only.
 All dimensions and levels shown are approximate.
 Any finishes nominated are indicative only and subject to change.
 Articulations shown on the facade are indicative only and are subject to further design development and change.
 Storage allocations and areas are not necessarily shown on the drawings and are subject to change.

LEGEND - PLANS

Proposed Site Boundary	Existing Adjacent Site Boundaries	Approved Building Envelopes Stages 8 & 9	Approved Building Envelopes Future Stages
Window Mullions	Window Mullions	Window Mullions	Window Mullions
Louvre Panels	Louvre Panels	Louvre Panels	Louvre Panels
Articulations	Articulations	Articulations	Articulations
Storage	Storage	Storage	Storage
Service Areas	Service Areas	Service Areas	Service Areas
Future Building	Future Building	Future Building	Future Building

Relative Level to AHD	Entry Point	Egress Point	Proposed 2nd Apartments	Proposed Private Balcony/Service Areas	Proposed Storage
Proposed 2nd Apartments	Proposed 2nd Apartments	Proposed 2nd Apartments	Proposed 2nd Apartments	Proposed Commercial Area	Proposed Future Buildings
Proposed 2nd Apartments	Proposed 2nd Apartments	Proposed 2nd Apartments	Proposed 2nd Apartments	Proposed Commercial Area	Proposed Future Buildings
Proposed 2nd Apartments	Proposed 2nd Apartments	Proposed 2nd Apartments	Proposed 2nd Apartments	Proposed Commercial Area	Proposed Future Buildings
Proposed 2nd Apartments	Proposed 2nd Apartments	Proposed 2nd Apartments	Proposed 2nd Apartments	Proposed Commercial Area	Proposed Future Buildings



Project Title
SHEPHERDS BAY - BUILDINGS 8 & 9
 20-36 Nancarrow Ave, 116-118 Bowden St, Meadowbank NSW 2114
 Drawing Title
GA Plan (Building 9A) - Basment Level B2_Sheet 2

M	18/15	AM	DA Submission
G	23/174	AM	DA - Client Review
F	9/214	AM	Updated Car Park Layout For Review (Preliminary)
Rev	Date	Approved by	Revision Notes
Scale	1:200 @A1	50% @A3	
Status	Design No.	13067	Drawn by GSD
For Information	DA-112_006	Rev	M

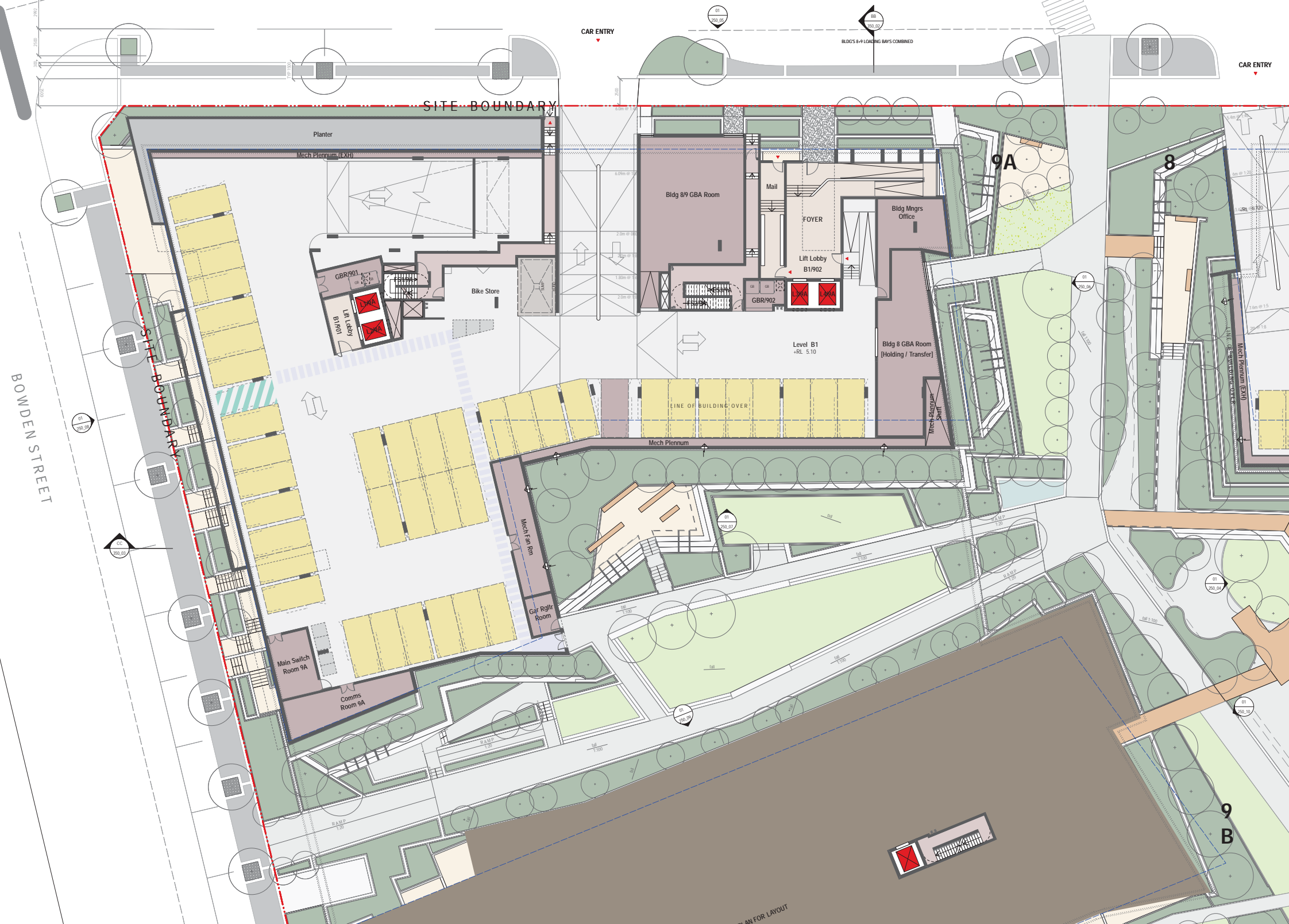
turner
 Level 1, 415 Crown Street
 Sydney NSW 2016
 Australia
 T +61 2 8668 0000
 F +61 2 8668 0008
 turner@tda.com.au

B1_Bldg 9

Future Building
Stage 7

Future Building
Stage 6

NANCARROW AVENUE



NOTES

1. Internal layouts shown are indicative only for information purposes and are subject to further design development and change.
2. Window mullions, if shown, are indicative only.
3. Louvre panels, if shown, are indicative only.
4. All dimensions and levels shown are approximate.
5. Any finishes nominated are indicative only and subject to change.
6. Articulations shown on the facade are indicative only and are subject to further design development and change.
7. Storage allocations and areas are not necessarily shown on the drawings and are subject to change.

M	18/11/15	AM	DA Submission
G	23/12/14	AM	DA - Client Review
F	07/01/14	AM	Updated Car Park Layout For Review (Preliminary)
Rev.	Date	Approved by	Revision Notes
Scale	1:200 @A1	50% @A3	
Status	For Information	DA-112_007	M

NOTES
THIS DRAWING IS THE COPYRIGHT © OF TURNER AND REPRODUCTION WITHOUT PERMISSION, UNLESS NOTED OTHERWISE, THIS DRAWING IS NOT FOR CONSTRUCTION. ALL DIMENSIONS AND LEVELS ARE TO BE CHECKED ON SITE PRIOR TO THE COMMENCEMENT OF WORK. ANY DISCREPANCIES OR AMBIGUITIES IN THIS DOCUMENTATION SHALL BE RECORDED AND REPORTED TO THE CLIENT IMMEDIATELY. THE CLIENT SHALL BE RESPONSIBLE FOR OBTAINING ALL NECESSARY APPROVALS AND PERMITS. THIS DRAWING IS NOT TO BE USED FOR ANY OTHER PURPOSES WITHOUT THE WRITTEN PERMISSION OF TURNER. DIMENSIONS AND LEVELS ARE TO BE CHECKED ON SITE PRIOR TO THE COMMENCEMENT OF WORK. ANY DISCREPANCIES OR AMBIGUITIES IN THIS DOCUMENTATION SHALL BE RECORDED AND REPORTED TO THE CLIENT IMMEDIATELY. THE CLIENT SHALL BE RESPONSIBLE FOR OBTAINING ALL NECESSARY APPROVALS AND PERMITS. THIS DRAWING IS NOT TO BE USED FOR ANY OTHER PURPOSES WITHOUT THE WRITTEN PERMISSION OF TURNER.

CLIENT
ROTHESAY AVENUE DEVELOPMENTS
Suite 2/2-4 Giffnock Avenue, Macquarie Park NSW 2113
T 02 9889 5540

DESIGN INTENT NOTES
Internal layouts shown are indicative only for information purposes and are subject to further design development and change. Window mullions, if shown, are indicative only. Louvre panels, if shown, are indicative only. All dimensions and levels shown are approximate. Any finishes nominated are indicative only and subject to change. Articulations shown on the facade are indicative only and are subject to further design development and change. Storage allocations and areas are not necessarily shown on the drawings and are subject to change.

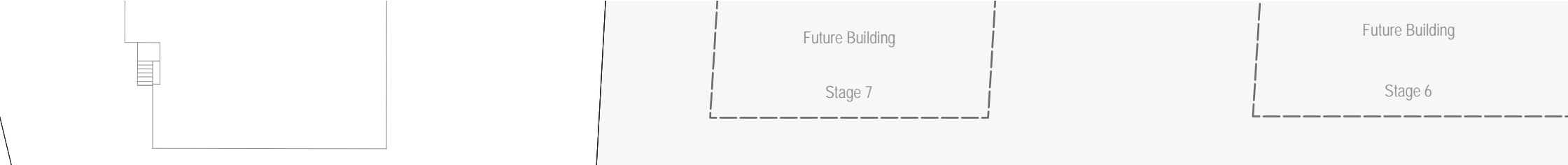
LEGEND - PLANS

Proposed Site Boundary	Existing Adjacent Site Boundaries	Approved Building Envelopes Stages 8 + 9	Approved Building Envelopes - Future Stages
Adaptation	WC	WC	WC
Bathroom	CLM	CLM	CLM
Break Room	CHB	CHB	CHB
Bike Store	D	D	D
Battery	E	E	E
...

KEY PLAN

Project Title
SHEPHERDS BAY - BUILDINGS 8 & 9
20-36 Nancarrow Ave, 116-118 Bowden St, Meadowbank NSW 2114

Drawing Title
GA Plan (Building 9A) - Basement Level B1



NANCARROW AVENUE

BOWDEN STREET



- NOTES
1. Internal layouts shown are indicative only for information purposes and are subject to further design development and change.
 2. Window mullions, if shown, are indicative only.
 3. Louvre panels, if shown, are indicative only.
 4. All dimensions and levels shown are approximate.
 5. Any finishes nominated are indicative only and subject to change.
 6. Articulations shown on the facade are indicative only and are subject to further design development and change.
 7. Storage allocations and areas are not necessarily shown on the drawings and are subject to change.

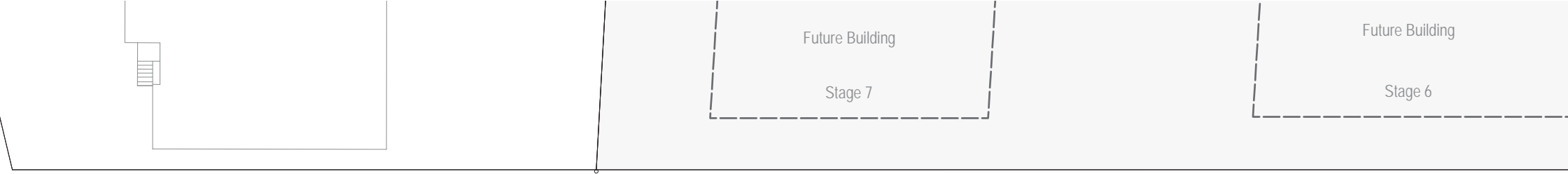
NOTES
 THIS DRAWING IS THE COPYRIGHT © OF TURNER. NO REPRODUCTION WITHOUT PERMISSION. UNLESS NOTED OTHERWISE THIS DRAWING IS NOT FOR CONSTRUCTION. ALL DIMENSIONS AND LEVELS ARE TO BE CHECKED ON SITE PRIOR TO THE COMMENCEMENT OF WORK. INFORMATION OF ANY DISCREPANCIES FOR CLARIFICATION IS TO BE PROCURED WITH WORK. DRAWINGS ARE NOT TO BE SCALED. USE ONLY FIGURED DIMENSIONS. REFER TO CONSULTING DOCUMENTATION FOR FURTHER INFORMATION. DWG, P, CAD AND BIM FILES ARE UNCONTROLLED DOCUMENTS AND ARE ISSUED FOR INFORMATION ONLY.

CLIENT
ROTHESAY AVENUE DEVELOPMENTS
 Suite 2/2-4 Gillinck Avenue, Macquarie Park NSW 2113
 T 02 9889 5540

DESIGN INTENT NOTES
 Internal spaces shown are indicative only for information purposes and are subject to further design development and change.
 Window mullions, if shown, are indicative only.
 Louvre panels, if shown, are indicative only.
 All dimensions and levels shown are approximate.
 Any finishes nominated are indicative only and subject to change.
 Articulations shown on the facade are indicative only and are subject to further design development and change.
 Storage allocations and areas are not necessarily shown on the drawings and are subject to change.

LEGEND - PLANS

8/1	Adaptation	8/2	Bedroom	8/3	Bedroom	8/4	Bedroom	8/5	Bedroom	8/6	Bedroom	8/7	Bedroom	8/8	Bedroom	8/9	Bedroom	8/10	Bedroom	8/11	Bedroom	8/12	Bedroom	8/13	Bedroom	8/14	Bedroom	8/15	Bedroom	8/16	Bedroom	8/17	Bedroom	8/18	Bedroom	8/19	Bedroom	8/20	Bedroom	8/21	Bedroom	8/22	Bedroom	8/23	Bedroom	8/24	Bedroom	8/25	Bedroom	8/26	Bedroom	8/27	Bedroom	8/28	Bedroom	8/29	Bedroom	8/30	Bedroom	8/31	Bedroom	8/32	Bedroom	8/33	Bedroom	8/34	Bedroom	8/35	Bedroom	8/36	Bedroom	8/37	Bedroom	8/38	Bedroom	8/39	Bedroom	8/40	Bedroom	8/41	Bedroom	8/42	Bedroom	8/43	Bedroom	8/44	Bedroom	8/45	Bedroom	8/46	Bedroom	8/47	Bedroom	8/48	Bedroom	8/49	Bedroom	8/50	Bedroom	8/51	Bedroom	8/52	Bedroom	8/53	Bedroom	8/54	Bedroom	8/55	Bedroom	8/56	Bedroom	8/57	Bedroom	8/58	Bedroom	8/59	Bedroom	8/60	Bedroom	8/61	Bedroom	8/62	Bedroom	8/63	Bedroom	8/64	Bedroom	8/65	Bedroom	8/66	Bedroom	8/67	Bedroom	8/68	Bedroom	8/69	Bedroom	8/70	Bedroom	8/71	Bedroom	8/72	Bedroom	8/73	Bedroom	8/74	Bedroom	8/75	Bedroom	8/76	Bedroom	8/77	Bedroom	8/78	Bedroom	8/79	Bedroom	8/80	Bedroom	8/81	Bedroom	8/82	Bedroom	8/83	Bedroom	8/84	Bedroom	8/85	Bedroom	8/86	Bedroom	8/87	Bedroom	8/88	Bedroom	8/89	Bedroom	8/90	Bedroom	8/91	Bedroom	8/92	Bedroom	8/93	Bedroom	8/94	Bedroom	8/95	Bedroom	8/96	Bedroom	8/97	Bedroom	8/98	Bedroom	8/99	Bedroom	8/100	Bedroom	8/101	Bedroom	8/102	Bedroom	8/103	Bedroom	8/104	Bedroom	8/105	Bedroom	8/106	Bedroom	8/107	Bedroom	8/108	Bedroom	8/109	Bedroom	8/110	Bedroom	8/111	Bedroom	8/112	Bedroom	8/113	Bedroom	8/114	Bedroom	8/115	Bedroom	8/116	Bedroom	8/117	Bedroom	8/118	Bedroom	8/119	Bedroom	8/120	Bedroom	8/121	Bedroom	8/122	Bedroom	8/123	Bedroom	8/124	Bedroom	8/125	Bedroom	8/126	Bedroom	8/127	Bedroom	8/128	Bedroom	8/129	Bedroom	8/130	Bedroom	8/131	Bedroom	8/132	Bedroom	8/133	Bedroom	8/134	Bedroom	8/135	Bedroom	8/136	Bedroom	8/137	Bedroom	8/138	Bedroom	8/139	Bedroom	8/140	Bedroom	8/141	Bedroom	8/142	Bedroom	8/143	Bedroom	8/144	Bedroom	8/145	Bedroom	8/146	Bedroom	8/147	Bedroom	8/148	Bedroom	8/149	Bedroom	8/150	Bedroom	8/151	Bedroom	8/152	Bedroom	8/153	Bedroom	8/154	Bedroom	8/155	Bedroom	8/156	Bedroom	8/157	Bedroom	8/158	Bedroom	8/159	Bedroom	8/160	Bedroom	8/161	Bedroom	8/162	Bedroom	8/163	Bedroom	8/164	Bedroom	8/165	Bedroom	8/166	Bedroom	8/167	Bedroom	8/168	Bedroom	8/169	Bedroom	8/170	Bedroom	8/171	Bedroom	8/172	Bedroom	8/173	Bedroom	8/174	Bedroom	8/175	Bedroom	8/176	Bedroom	8/177	Bedroom	8/178	Bedroom	8/179	Bedroom	8/180	Bedroom	8/181	Bedroom	8/182	Bedroom	8/183	Bedroom	8/184	Bedroom	8/185	Bedroom	8/186	Bedroom	8/187	Bedroom	8/188	Bedroom	8/189	Bedroom	8/190	Bedroom	8/191	Bedroom	8/192	Bedroom	8/193	Bedroom	8/194	Bedroom	8/195	Bedroom	8/196	Bedroom	8/197	Bedroom	8/198	Bedroom	8/199	Bedroom	8/200	Bedroom	8/201	Bedroom	8/202	Bedroom	8/203	Bedroom	8/204	Bedroom	8/205	Bedroom	8/206	Bedroom	8/207	Bedroom	8/208	Bedroom	8/209	Bedroom	8/210	Bedroom	8/211	Bedroom	8/212	Bedroom	8/213	Bedroom	8/214	Bedroom	8/215	Bedroom	8/216	Bedroom	8/217	Bedroom	8/218	Bedroom	8/219	Bedroom	8/220	Bedroom	8/221	Bedroom	8/222	Bedroom	8/223	Bedroom	8/224	Bedroom	8/225	Bedroom	8/226	Bedroom	8/227	Bedroom	8/228	Bedroom	8/229	Bedroom	8/230	Bedroom	8/231	Bedroom	8/232	Bedroom	8/233	Bedroom	8/234	Bedroom	8/235	Bedroom	8/236	Bedroom	8/237	Bedroom	8/238	Bedroom	8/239	Bedroom	8/240	Bedroom	8/241	Bedroom	8/242	Bedroom	8/243	Bedroom	8/244	Bedroom	8/245	Bedroom	8/246	Bedroom	8/247	Bedroom	8/248	Bedroom	8/249	Bedroom	8/250	Bedroom	8/251	Bedroom	8/252	Bedroom	8/253	Bedroom	8/254	Bedroom	8/255	Bedroom	8/256	Bedroom	8/257	Bedroom	8/258	Bedroom	8/259	Bedroom	8/260	Bedroom	8/261	Bedroom	8/262	Bedroom	8/263	Bedroom	8/264	Bedroom	8/265	Bedroom	8/266	Bedroom	8/267	Bedroom	8/268	Bedroom	8/269	Bedroom	8/270	Bedroom	8/271	Bedroom	8/272	Bedroom	8/273	Bedroom	8/274	Bedroom	8/275	Bedroom	8/276	Bedroom	8/277	Bedroom	8/278	Bedroom	8/279	Bedroom	8/280	Bedroom	8/281	Bedroom	8/282	Bedroom	8/283	Bedroom	8/284	Bedroom	8/285	Bedroom	8/286	Bedroom	8/287	Bedroom	8/288	Bedroom	8/289	Bedroom	8/290	Bedroom	8/291	Bedroom	8/292	Bedroom	8/293	Bedroom	8/294	Bedroom	8/295	Bedroom	8/296	Bedroom	8/297	Bedroom	8/298	Bedroom	8/299	Bedroom	8/300	Bedroom	8/301	Bedroom	8/302	Bedroom	8/303	Bedroom	8/304	Bedroom	8/305	Bedroom	8/306	Bedroom	8/307	Bedroom	8/308	Bedroom	8/309	Bedroom	8/310	Bedroom	8/311	Bedroom	8/312	Bedroom	8/313	Bedroom	8/314	Bedroom	8/315	Bedroom	8/316	Bedroom	8/317	Bedroom	8/318	Bedroom	8/319	Bedroom	8/320	Bedroom	8/321	Bedroom	8/322	Bedroom	8/323	Bedroom	8/324	Bedroom	8/325	Bedroom	8/326	Bedroom	8/327	Bedroom	8/328	Bedroom	8/329	Bedroom	8/330	Bedroom	8/331	Bedroom	8/332	Bedroom	8/333	Bedroom	8/334	Bedroom	8/335	Bedroom	8/336	Bedroom	8/337	Bedroom	8/338	Bedroom	8/339	Bedroom	8/340	Bedroom	8/341	Bedroom	8/342	Bedroom	8/343	Bedroom	8/344	Bedroom	8/345	Bedroom	8/346	Bedroom	8/347	Bedroom	8/348	Bedroom	8/349	Bedroom	8/350	Bedroom	8/351	Bedroom	8/352	Bedroom	8/353	Bedroom	8/354	Bedroom	8/355	Bedroom	8/356	Bedroom	8/357	Bedroom	8/358	Bedroom	8/359	Bedroom	8/360	Bedroom	8/361	Bedroom	8/362	Bedroom	8/363	Bedroom	8/364	Bedroom	8/365	Bedroom	8/366	Bedroom	8/367	Bedroom	8/368	Bedroom	8/369	Bedroom	8/370	Bedroom	8/371	Bedroom	8/372	Bedroom	8/373	Bedroom	8/374	Bedroom	8/375	Bedroom	8/376	Bedroom	8/377	Bedroom	8/378	Bedroom	8/379	Bedroom	8/380	Bedroom	8/381	Bedroom	8/382	Bedroom	8/383	Bedroom	8/384	Bedroom	8/385	Bedroom	8/386	Bedroom	8/387	Bedroom	8/388	Bedroom	8/389	Bedroom	8/390	Bedroom	8/391	Bedroom	8/392	Bedroom	8/393	Bedroom	8/394	Bedroom	8/395	Bedroom	8/396	Bedroom	8/397	Bedroom	8/398	Bedroom	8/399	Bedroom	8/400	Bedroom	8/401	Bedroom	8/402	Bedroom	8/403	Bedroom	8/404	Bedroom	8/405	Bedroom	8/406	Bedroom	8/407	Bedroom	8/408	Bedroom	8/409	Bedroom	8/410	Bedroom	8/411	Bedroom	8/412	Bedroom	8/413	Bedroom	8/414	Bedroom	8/415	Bedroom	8/416	Bedroom	8/417	Bedroom	8/418	Bedroom	8/419	Bedroom	8/420	Bedroom	8/421	Bedroom	8/422	Bedroom	8/423	Bedroom	8/424	Bedroom	8/425	Bedroom	8/426	Bedroom	8/427	Bedroom	8/428	Bedroom	8/429	Bedroom	8/430	Bedroom	8/431	Bedroom	8/432	Bedroom	8/433	Bedroom	8/434	Bedroom	8/435	Bedroom	8/436	Bedroom	8/437	Bedroom	8/438	Bedroom	8/439	Bedroom	8/440	Bedroom	8/441	Bedroom	8/442	Bedroom	8/443	Bedroom	8/444	Bedroom	8/445	Bedroom	8/446	Bedroom	8/447	Bedroom	8/448	Bedroom	8/449	Bedroom	8/450	Bedroom	8/451	Bedroom	8/452	Bedroom	8/453	Bedroom	8/454	Bedroom	8/455	Bedroom	8/456	Bedroom	8/457	Bedroom	8/458	Bedroom	8/459	Bedroom	8/460	Bedroom	8/461	Bedroom	8/462	Bedroom	8/463	Bedroom	8/464	Bedroom	8/465	Bedroom	8/466	Bedroom	8/467	Bedroom	8/468	Bedroom	8/469	Bedroom	8/470	Bedroom	8/471	Bedroom	8/472	Bedroom	8/473	Bedroom	8/474	Bedroom	8/475	Bedroom	8/476	Bedroom	8/477	Bedroom	8/478	Bedroom	8/479	Bedroom	8/480	Bedroom	8/481	Bedroom	8/482	Bedroom	8/483	Bedroom	8/484	Bedroom	8/485	Bedroom	8/486	Bedroom	8/487	Bedroom	8/488	Bedroom	8/489	Bedroom	8/490	Bedroom	8/491	Bedroom	8/492	Bedroom	8/493	Bedroom	8/494	Bedroom	8/495	Bedroom	8/496	Bedroom	8/497	Bedroom	8/498	Bedroom	8/499	Bedroom	8/500	Bedroom	8/501	Bedroom	8/502	Bedroom	8/503	Bedroom	8/504	Bedroom	8/505	Bedroom	8/506	Bedroom	8/507	Bedroom	8/508	Bedroom	8/509	Bedroom	8/510	Bedroom	8/511	Bedroom	8/512	Bedroom	8/513	Bedroom	8/514	Bedroom	8/515	Bedroom	8/516	Bedroom	8/517	Bedroom	8/518	Bedroom	8/519	Bedroom	8/520	Bedroom	8/521	Bedroom	8/522	Bedroom	8/523	Bedroom	8/524	Bedroom	8/525	Bedroom	8/526	Bedroom	8/527	Bedroom	8/528	Bedroom	8/529	Bedroom	8/530	Bedroom	8/531	Bedroom	8/532	Bedroom	8/533	Bedroom	8/534	Bedroom	8/535	Bedroom	8/536	Bedroom	8/537	Bedroom	8/538	Bedroom	8/539	Bedroom	8/540	Bedroom	8/541	Bedroom	8/542	Bedroom	8/543	Bedroom	8/544	Bedroom	8/545	Bedroom	8/546	Bedroom	8/547	Bedroom	8/548	Bedroom	8/549	Bedroom	8/550	Bedroom	8/551	Bedroom	8/552	Bedroom	8/553	Bedroom	8/554	Bedroom	8/555	Bedroom	8/556	Bedroom	8/557	Bedroom	8/558	Bedroom	8/559	Bedroom	8/560	Bedroom	8/561	Bedroom	8/562	Bedroom	8/563	Bedroom	8/564	Bedroom	8/565	Bedroom	8/566	Bedroom	8/567	Bedroom	8/568	Bedroom	8/569	Bedroom	8/570	Bedroom	8/571	Bedroom	8/572	Bedroom	8/573	Bedroom	8/574	Bedroom	8/575	Bedroom	8/576	Bedroom	8/577	Bedroom	8/578	Bedroom	8/579	Bedroom	8/580	Bedroom	8/581	Bedroom	8/582	Bedroom	8/583	Bedroom	8/584	Bedroom	8/585	Bedroom	8/586	Bedroom	8/587	Bedroom	8/588	Bedroom	8/589	Bedroom	8/590	Bedroom	8/591	Bedroom	8/592	Bedroom	8/593	Bedroom	8/594	Bedroom	8/595	Bedroom	8/596	Bedroom	8/597</
-----	------------	-----	---------	-----	---------	-----	---------	-----	---------	-----	---------	-----	---------	-----	---------	-----	---------	------	---------	------	---------	------	---------	------	---------	------	---------	------	---------	------	---------	------	---------	------	---------	------	---------	------	---------	------	---------	------	---------	------	---------	------	---------	------	---------	------	---------	------	---------	------	---------	------	---------	------	---------	------	---------	------	---------	------	---------	------	---------	------	---------	------	---------	------	---------	------	---------	------	---------	------	---------	------	---------	------	---------	------	---------	------	---------	------	---------	------	---------	------	---------	------	---------	------	---------	------	---------	------	---------	------	---------	------	---------	------	---------	------	---------	------	---------	------	---------	------	---------	------	---------	------	---------	------	---------	------	---------	------	---------	------	---------	------	---------	------	---------	------	---------	------	---------	------	---------	------	---------	------	---------	------	---------	------	---------	------	---------	------	---------	------	---------	------	---------	------	---------	------	---------	------	---------	------	---------	------	---------	------	---------	------	---------	------	---------	------	---------	------	---------	------	---------	------	---------	------	---------	------	---------	------	---------	------	---------	------	---------	------	---------	------	---------	------	---------	------	---------	------	---------	-------	---------	-------	---------	-------	---------	-------	---------	-------	---------	-------	---------	-------	---------	-------	---------	-------	---------	-------	---------	-------	---------	-------	---------	-------	---------	-------	---------	-------	---------	-------	---------	-------	---------	-------	---------	-------	---------	-------	---------	-------	---------	-------	---------	-------	---------	-------	---------	-------	---------	-------	---------	-------	---------	-------	---------	-------	---------	-------	---------	-------	---------	-------	---------	-------	---------	-------	---------	-------	---------	-------	---------	-------	---------	-------	---------	-------	---------	-------	---------	-------	---------	-------	---------	-------	---------	-------	---------	-------	---------	-------	---------	-------	---------	-------	---------	-------	---------	-------	---------	-------	---------	-------	---------	-------	---------	-------	---------	-------	---------	-------	---------	-------	---------	-------	---------	-------	---------	-------	---------	-------	---------	-------	---------	-------	---------	-------	---------	-------	---------	-------	---------	-------	---------	-------	---------	-------	---------	-------	---------	-------	---------	-------	---------	-------	---------	-------	---------	-------	---------	-------	---------	-------	---------	-------	---------	-------	---------	-------	---------	-------	---------	-------	---------	-------	---------	-------	---------	-------	---------	-------	---------	-------	---------	-------	---------	-------	---------	-------	---------	-------	---------	-------	---------	-------	---------	-------	---------	-------	---------	-------	---------	-------	---------	-------	---------	-------	---------	-------	---------	-------	---------	-------	---------	-------	---------	-------	---------	-------	---------	-------	---------	-------	---------	-------	---------	-------	---------	-------	---------	-------	---------	-------	---------	-------	---------	-------	---------	-------	---------	-------	---------	-------	---------	-------	---------	-------	---------	-------	---------	-------	---------	-------	---------	-------	---------	-------	---------	-------	---------	-------	---------	-------	---------	-------	---------	-------	---------	-------	---------	-------	---------	-------	---------	-------	---------	-------	---------	-------	---------	-------	---------	-------	---------	-------	---------	-------	---------	-------	---------	-------	---------	-------	---------	-------	---------	-------	---------	-------	---------	-------	---------	-------	---------	-------	---------	-------	---------	-------	---------	-------	---------	-------	---------	-------	---------	-------	---------	-------	---------	-------	---------	-------	---------	-------	---------	-------	---------	-------	---------	-------	---------	-------	---------	-------	---------	-------	---------	-------	---------	-------	---------	-------	---------	-------	---------	-------	---------	-------	---------	-------	---------	-------	---------	-------	---------	-------	---------	-------	---------	-------	---------	-------	---------	-------	---------	-------	---------	-------	---------	-------	---------	-------	---------	-------	---------	-------	---------	-------	---------	-------	---------	-------	---------	-------	---------	-------	---------	-------	---------	-------	---------	-------	---------	-------	---------	-------	---------	-------	---------	-------	---------	-------	---------	-------	---------	-------	---------	-------	---------	-------	---------	-------	---------	-------	---------	-------	---------	-------	---------	-------	---------	-------	---------	-------	---------	-------	---------	-------	---------	-------	---------	-------	---------	-------	---------	-------	---------	-------	---------	-------	---------	-------	---------	-------	---------	-------	---------	-------	---------	-------	---------	-------	---------	-------	---------	-------	---------	-------	---------	-------	---------	-------	---------	-------	---------	-------	---------	-------	---------	-------	---------	-------	---------	-------	---------	-------	---------	-------	---------	-------	---------	-------	---------	-------	---------	-------	---------	-------	---------	-------	---------	-------	---------	-------	---------	-------	---------	-------	---------	-------	---------	-------	---------	-------	---------	-------	---------	-------	---------	-------	---------	-------	---------	-------	---------	-------	---------	-------	---------	-------	---------	-------	---------	-------	---------	-------	---------	-------	---------	-------	---------	-------	---------	-------	---------	-------	---------	-------	---------	-------	---------	-------	---------	-------	---------	-------	---------	-------	---------	-------	---------	-------	---------	-------	---------	-------	---------	-------	---------	-------	---------	-------	---------	-------	---------	-------	---------	-------	---------	-------	---------	-------	---------	-------	---------	-------	---------	-------	---------	-------	---------	-------	---------	-------	---------	-------	---------	-------	---------	-------	---------	-------	---------	-------	---------	-------	---------	-------	---------	-------	---------	-------	---------	-------	---------	-------	---------	-------	---------	-------	---------	-------	---------	-------	---------	-------	---------	-------	---------	-------	---------	-------	---------	-------	---------	-------	---------	-------	---------	-------	---------	-------	---------	-------	---------	-------	---------	-------	---------	-------	---------	-------	---------	-------	---------	-------	---------	-------	---------	-------	---------	-------	---------	-------	---------	-------	---------	-------	---------	-------	---------	-------	---------	-------	---------	-------	---------	-------	---------	-------	---------	-------	---------	-------	---------	-------	---------	-------	---------	-------	---------	-------	---------	-------	---------	-------	---------	-------	---------	-------	---------	-------	---------	-------	---------	-------	---------	-------	---------	-------	---------	-------	---------	-------	---------	-------	---------	-------	---------	-------	---------	-------	---------	-------	---------	-------	---------	-------	---------	-------	---------	-------	---------	-------	---------	-------	---------	-------	---------	-------	---------	-------	---------	-------	---------	-------	---------	-------	---------	-------	---------	-------	---------	-------	---------	-------	---------	-------	---------	-------	---------	-------	---------	-------	---------	-------	---------	-------	---------	-------	---------	-------	---------	-------	---------	-------	---------	-------	---------	-------	---------	-------	---------	-------	---------	-------	---------	-------	---------	-------	---------	-------	---------	-------	---------	-------	---------	-------	---------	-------	---------	-------	---------	-------	---------	-------	---------	-------	---------	-------	---------	-------	---------	-------	---------	-------	---------	-------	---------	-------	---------	-------	---------	-------	---------	-------	---------	-------	---------	-------	---------	-------	---------	-------	---------	-------	---------	-------	---------	-------	---------	-------	---------	-------	---------	-------	---------	-------	---------	-------	---------	-------	---------	-------	---------	-------	---------	-------	---------	-------	---------	-------	---------	-------	---------	-------	---------	-------	---------	-------	---------	-------	---------	-------	---------	-------	---------	-------	---------	-------	---------	-------	---------	-------	---------	-------	---------	-------	---------	-------	---------	-------	---------	-------	---------	-------	---------	-------	---------	-------	---------	-------	---------	-------	---------	-------	---------	-------	---------	-------	---------	-------	---------	-------	---------	-------	---------	-------	---------	-------	---------	-------	---------	-------	---------	-------	---------	-------	---------	-------	---------	-------	---------	-------	---------	-------	---------	-------	---------	-------	---------	-------	---------	-------	---------	-------	---------	-------	---------	-------	---------	-------	---------	-------	---------	-------	---------	-------	---------	-------	---------	-------	---------	-------	---------	-------	---------	-------	---------	-------	---------	-------	---------	-------	---------	-------	---------	-------	---------	-------	---------	-------	---------	-------	---------	-------	---------	-------	---------	-------	---------	-------	---------	-------	---------	-------	---------	-------	---------	-------	---------	-------	---------	-------	---------	-------	---------	-------	---------	-------	---------	-------	---------	---------



NANCARROW AVENUE

BOWDEN STREET



- NOTES
- Internal layouts shown are indicative only for information purposes and are subject to further design development and change.
 - Window mullions, if shown, are indicative only.
 - Louvre panels, if shown, are indicative only.
 - All dimensions and levels shown are approximate.
 - Any finishes nominated are indicative only and subject to change.
 - Articulations shown on the facade are indicative only and are subject to further design development and change.
 - Storage allocations and areas are not necessarily shown on the drawings and are subject to change.

NOTES

THIS DRAWING IS THE COPYRIGHT © OF TURNER. NO REPRODUCTION WITHOUT PERMISSION. UNLESS NOTED OTHERWISE THIS DRAWING IS NOT FOR CONSTRUCTION. ALL DIMENSIONS AND LEVELS ARE TO BE CHECKED ON SITE PRIOR TO THE COMMENCEMENT OF WORK. INFORMATION OF ANY DISCREPANCIES FOR CLARIFICATION IS TO BE PROCURED WITH WORK. DRAWINGS ARE NOT TO BE SCALED. FOR ONLY FIGURES DIMENSIONS REFER TO CONSULTING DOCUMENTATION FOR FURTHER INFORMATION. DWG, P, CAD AND BREV FILES ARE UNCONTROLLED DOCUMENTS AND ARE ISSUED FOR INFORMATION ONLY.

DLCS Quality Internet Company 450 9900 2008 License Number 4168
 Sheppard Avenue Macquarie Tower 4/101, 4/102, 4/103, 4/104, 4/105

CLIENT

ROTHESAY AVENUE DEVELOPMENTS
 Suite 2/2-4 Giffnock Avenue, Macquarie Park NSW 2113
 T 02 9889 5540

DESIGN INTENT NOTES

Internal spaces shown are indicative only for information purposes and are subject to further design development and change.
 Window mullions, if shown, are indicative only.
 Louvre panels, if shown, are indicative only.
 All dimensions and levels shown are approximate.
 Any finishes nominated are indicative only and subject to change.
 Articulations shown on the facade are indicative only and are subject to further design development and change.
 Storage allocations and areas are not necessarily shown on the drawings and are subject to change.

LEGEND - PLANS

Proposed Site Boundary	Existing Adjoining Site Boundaries	Approved Building Envelopes Stages 8 & 9	Approved Building Envelopes Future Stages
Adaptation	Bedroom	Garage Door	WHS Minor Cupboards
Bathroom	Classroom	Kitchen	Shower
Break Room	Car Wash Bay	Living Room	On Site Retention
Bike Store	Dining	Laundry	Playroom
Battery	Entry	Garage Accumulation Room	Residential
		Mail Boxes	Retail
			Services (Mechanical)
			Services (Electrical)
			Services (Hydraulic)
			Services (Other)
			Storage
			Storage (Mechanical)
			Storage (Other)
			Storage (Specialist)
			Storage (Structural)
			Storage (Tactical)
			Storage (Threat)
			Storage (Vandalism)
			Storage (Weather)
			Storage (Wildfire)
			Storage (Other)
			Storage (Specialist)
			Storage (Structural)
			Storage (Tactical)
			Storage (Threat)
			Storage (Vandalism)
			Storage (Weather)
			Storage (Wildfire)
			Storage (Other)
			Storage (Specialist)
			Storage (Structural)
			Storage (Tactical)
			Storage (Threat)
			Storage (Vandalism)
			Storage (Weather)
			Storage (Wildfire)
			Storage (Other)
			Storage (Specialist)
			Storage (Structural)
			Storage (Tactical)
			Storage (Threat)
			Storage (Vandalism)
			Storage (Weather)
			Storage (Wildfire)
			Storage (Other)
			Storage (Specialist)
			Storage (Structural)
			Storage (Tactical)
			Storage (Threat)
			Storage (Vandalism)
			Storage (Weather)
			Storage (Wildfire)
			Storage (Other)
			Storage (Specialist)
			Storage (Structural)
			Storage (Tactical)
			Storage (Threat)
			Storage (Vandalism)
			Storage (Weather)
			Storage (Wildfire)
			Storage (Other)
			Storage (Specialist)
			Storage (Structural)
			Storage (Tactical)
			Storage (Threat)
			Storage (Vandalism)
			Storage (Weather)
			Storage (Wildfire)
			Storage (Other)
			Storage (Specialist)
			Storage (Structural)
			Storage (Tactical)
			Storage (Threat)
			Storage (Vandalism)
			Storage (Weather)
			Storage (Wildfire)
			Storage (Other)
			Storage (Specialist)
			Storage (Structural)
			Storage (Tactical)
			Storage (Threat)
			Storage (Vandalism)
			Storage (Weather)
			Storage (Wildfire)
			Storage (Other)
			Storage (Specialist)
			Storage (Structural)
			Storage (Tactical)
			Storage (Threat)
			Storage (Vandalism)
			Storage (Weather)
			Storage (Wildfire)
			Storage (Other)
			Storage (Specialist)
			Storage (Structural)
			Storage (Tactical)
			Storage (Threat)
			Storage (Vandalism)
			Storage (Weather)
			Storage (Wildfire)
			Storage (Other)
			Storage (Specialist)
			Storage (Structural)
			Storage (Tactical)
			Storage (Threat)
			Storage (Vandalism)
			Storage (Weather)
			Storage (Wildfire)
			Storage (Other)
			Storage (Specialist)
			Storage (Structural)
			Storage (Tactical)
			Storage (Threat)
			Storage (Vandalism)
			Storage (Weather)
			Storage (Wildfire)
			Storage (Other)
			Storage (Specialist)
			Storage (Structural)
			Storage (Tactical)
			Storage (Threat)
			Storage (Vandalism)
			Storage (Weather)
			Storage (Wildfire)
			Storage (Other)
			Storage (Specialist)
			Storage (Structural)
			Storage (Tactical)
			Storage (Threat)
			Storage (Vandalism)
			Storage (Weather)
			Storage (Wildfire)
			Storage (Other)
			Storage (Specialist)
			Storage (Structural)
			Storage (Tactical)
			Storage (Threat)
			Storage (Vandalism)
			Storage (Weather)
			Storage (Wildfire)
			Storage (Other)
			Storage (Specialist)
			Storage (Structural)
			Storage (Tactical)
			Storage (Threat)
			Storage (Vandalism)
			Storage (Weather)
			Storage (Wildfire)
			Storage (Other)
			Storage (Specialist)
			Storage (Structural)
			Storage (Tactical)
			Storage (Threat)
			Storage (Vandalism)
			Storage (Weather)
			Storage (Wildfire)
			Storage (Other)
			Storage (Specialist)
			Storage (Structural)
			Storage (Tactical)
			Storage (Threat)
			Storage (Vandalism)
			Storage (Weather)
			Storage (Wildfire)
			Storage (Other)
			Storage (Specialist)
			Storage (Structural)
			Storage (Tactical)
			Storage (Threat)
			Storage (Vandalism)
			Storage (Weather)
			Storage (Wildfire)
			Storage (Other)
			Storage (Specialist)
			Storage (Structural)
			Storage (Tactical)
			Storage (Threat)
			Storage (Vandalism)
			Storage (Weather)
			Storage (Wildfire)
			Storage (Other)
			Storage (Specialist)
			Storage (Structural)
			Storage (Tactical)
			Storage (Threat)
			Storage (Vandalism)
			Storage (Weather)
			Storage (Wildfire)
			Storage (Other)
			Storage (Specialist)
			Storage (Structural)
			Storage (Tactical)
			Storage (Threat)
			Storage (Vandalism)
			Storage (Weather)
			Storage (Wildfire)
			Storage (Other)
			Storage (Specialist)
			Storage (Structural)
			Storage (Tactical)
			Storage (Threat)
			Storage (Vandalism)
			Storage (Weather)
			Storage (Wildfire)
			Storage (Other)
			Storage (Specialist)
			Storage (Structural)
			Storage (Tactical)
			Storage (Threat)
			Storage (Vandalism)
			Storage (Weather)
			Storage (Wildfire)
			Storage (Other)
			Storage (Specialist)
			Storage (Structural)
			Storage (Tactical)
			Storage (Threat)
			Storage (Vandalism)
			Storage (Weather)
			Storage (Wildfire)
			Storage (Other)
			Storage (Specialist)
			Storage (Structural)
			Storage (Tactical)
			Storage (Threat)
			Storage (Vandalism)
			Storage (Weather)
			Storage (Wildfire)
			Storage (Other)
			Storage (Specialist)
			Storage (Structural)
			Storage (Tactical)
			Storage (Threat)
			Storage (Vandalism)
			Storage (Weather)
			Storage (Wildfire)
			Storage (Other)
			Storage (Specialist)
			Storage (Structural)
			Storage (Tactical)
			Storage (Threat)
			Storage (Vandalism)
			Storage (Weather)
			Storage (Wildfire)
			Storage (Other)
			Storage (Specialist)
			Storage (Structural)
			Storage (Tactical)
			Storage (Threat)
			Storage (Vandalism)
			Storage (Weather)
			Storage (Wildfire)
			Storage (Other)
			Storage (Specialist)
			Storage (Structural)
			Storage (Tactical)
			Storage (Threat)
			Storage (Vandalism)
			Storage (Weather)
			Storage (Wildfire)
			Storage (Other)
			Storage (Specialist)
			Storage (Structural)
			Storage (Tactical)
			Storage (Threat)
			Storage (Vandalism)
			Storage (Weather)
			Storage (Wildfire)
			Storage (Other)
			Storage (Specialist)
			Storage (Structural)
			Storage (Tactical)
			Storage (Threat)
			Storage (Vandalism)
			Storage (Weather)
			Storage (Wildfire)
			Storage (Other)
			Storage (Specialist)
			Storage (Structural)
			Storage (Tactical)
			Storage (Threat)
			Storage (Vandalism)
			Storage (Weather)
			Storage (Wildfire)
			Storage (Other)
			Storage (Specialist)
			Storage (Structural)
			Storage (Tactical)
			Storage (Threat)
			Storage (Vandalism)
			Storage (Weather)
			Storage (Wildfire)
			Storage (Other)
			Storage (Specialist)
			Storage (Structural)
			Storage (Tactical)
			Storage (Threat)
			Storage (Vandalism)
			Storage (Weather)
			Storage (Wildfire)
			Storage (Other)
			Storage (Specialist)
			Storage (Structural)
			Storage (Tactical)
			Storage (Threat)
			Storage (Vandalism)
			Storage (Weather)
			Storage (Wildfire)
			Storage (Other)
			Storage (Specialist)
			Storage (Structural)
			Storage (Tactical)
			Storage (Threat)
			Storage (Vandalism)
			Storage (Weather)
			Storage (Wildfire)
			Storage (Other)
			Storage (Specialist)
			Storage (Structural)
			Storage (Tactical)
			Storage (Threat)
			Storage (Vandalism)
			Storage (Weather)
			Storage (Wildfire)
			Storage (Other)
			Storage (Specialist)
			Storage (Structural)
			Storage (Tactical)
			Storage (Threat)
			Storage (Vandalism)
			Storage (Weather)
			Storage (Wildfire)
			Storage (Other)
			Storage (Specialist)
			Storage (Structural)
			Storage (Tactical)
			Storage (Threat)
			Storage (Vandalism)
			Storage (Weather)
			Storage (Wildfire)
			Storage (Other)
			Storage (Specialist)
			Storage (Structural)
			Storage (Tactical)
			Storage (Threat)
			Storage (Vandalism)
			Storage (Weather)
			Storage (Wildfire)
			Storage (Other)
			Storage (Specialist)
			Storage (Structural)
			Storage (Tactical)
			Storage (Threat)
			Storage (Vandalism)



NOTES
 THIS DRAWING IS THE COPYRIGHT © OF TURNER. NO REPRODUCTION WITHOUT PERMISSION. UNLESS NOTED OTHERWISE THIS DRAWING IS NOT FOR CONSTRUCTION. ALL DIMENSIONS AND LEVELS ARE TO BE CHECKED ON SITE PRIOR TO THE COMMENCEMENT OF WORK. INFORMATION OF ANY DISCREPANCIES FOR CLARIFICATION IS TO BE PROCURED WITH WORK. DRAWINGS ARE NOT TO BE SCALED. USE ONLY FIGURED DIMENSIONS. REFER TO CONSULTING DOCUMENTATION FOR FURTHER INFORMATION. DWG, IFC AND BIM FILES ARE UNCONTROLLED DOCUMENTS AND ARE ISSUED FOR INFORMATION ONLY.

DLCS Quality Internet Company 450 9800 2008, License Number 4148
 Shepherds Bay - Buildings 8 & 9, 20-36 Nancarrow Avenue, Sydney NSW 2114

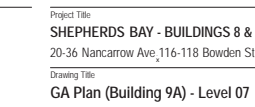
CLIENT
 ROTHESAY AVENUE DEVELOPMENTS
 Suite 2/2-4 Gilfink Avenue, Macquarie Park NSW 2113
 T 02 9889 5540

DESIGN INTENT NOTES
 Internal layouts shown are indicative only for information purposes and are subject to further design development and change.
 Window mullions, if shown, are indicative only.
 Louvre panels, if shown, are indicative only.
 All dimensions and levels shown are approximate.
 Any finishes nominated are indicative only and are subject to change.
 Articulations shown on the facade are indicative only and are subject to further design development and change.
 Storage allocations and areas are not necessarily shown on the drawings and are subject to change.

LEGEND - PLANS

8/1	Adaptability	8/2	Bedroom	8/3	Bedroom 1, 2, 3	8/4	Breakfast	8/5	Bike Store	8/6	Battery
8/7	Adaptability	8/8	Bedroom	8/9	Bedroom 1, 2, 3	8/10	Breakfast	8/11	Bike Store	8/12	Battery
8/13	Adaptability	8/14	Bedroom	8/15	Bedroom 1, 2, 3	8/16	Breakfast	8/17	Bike Store	8/18	Battery

8/19	Adaptability	8/20	Bedroom	8/21	Bedroom 1, 2, 3	8/22	Breakfast	8/23	Bike Store	8/24	Battery
8/25	Adaptability	8/26	Bedroom	8/27	Bedroom 1, 2, 3	8/28	Breakfast	8/29	Bike Store	8/30	Battery
8/31	Adaptability	8/32	Bedroom	8/33	Bedroom 1, 2, 3	8/34	Breakfast	8/35	Bike Store	8/36	Battery



Project Title
 SHEPHERDS BAY - BUILDINGS 8 & 9
 20-36 Nancarrow Ave, 116-118 Bowden St, Meadowbank NSW 2114

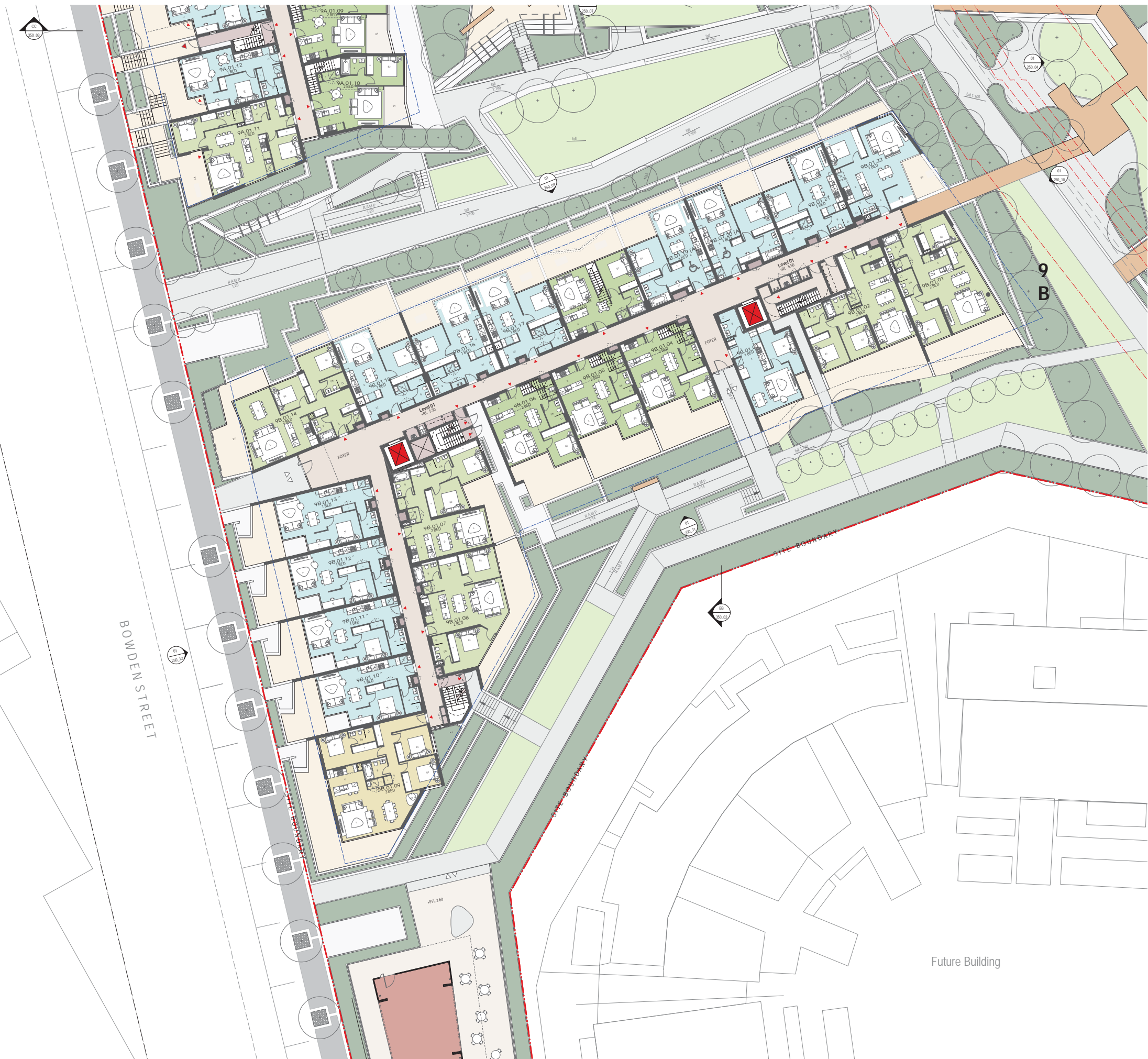
Drawing Title
 GA Plan (Building 9A) - Level 07

NOTES

- Internal layouts shown are indicative only for information purposes and are subject to further design development and change.
- Window mullions, if shown, are indicative only.
- Louvre panels, if shown, are indicative only.
- All dimensions and levels shown are approximate.
- Any finishes nominated are indicative only and are subject to change.
- Articulations shown on the facade are indicative only and are subject to further design development and change.
- Storage allocations and areas are not necessarily shown on the drawings and are subject to change.

M	18/11/15	AM	DA Submission
E	23/12/14	AM	DA - Client Review
D	25/11/14	AM	Issued For Information
Rev	Date	Approved by	Revision Notes
Scale	1:200 @A1	50% @A3	Project No. 13067
Status	For Information	DA-112_070	Rev M

turner
 Level 1, 415 Crown Street
 Sydney NSW 2016
 Australia
 T +61 2 8668 0000
 F +61 2 8668 0008
 turner@tda.com.au



- NOTES**
1. Internal layouts shown are indicative only for information purposes and are subject to further design development and change
 2. Window mullions, if shown, are indicative only
 3. Louvre panels, if shown, are indicative only
 4. All dimensions and levels shown are approximate
 5. Any finishes nominated are indicative only and subject to change
 6. Articulations shown on the facade are indicative only and are subject to further design development and change
 7. Storage allocations and areas are not necessarily shown on the drawings and are subject to change

CLIENT
ROTHESAY AVENUE DEVELOPMENTS
 Suite 2/2-4 Gilnock Avenue, Macquarie Park NSW 2113
 T 02 9889 5540

DESIGN INTENT NOTES
 Internal spaces shown are indicative only for information purposes and are subject to further design development and change.
 Window mullions, if shown, are indicative only.
 Louvre panels, if shown, are indicative only.
 All dimensions and levels shown are approximate.
 Any finishes nominated are indicative only and subject to change.
 Articulations shown on the facade are indicative only and are subject to further design development and change.
 Storage allocations and areas are not necessarily shown on the drawings and are subject to change.

LEGEND - PLANS

Proposed Site Boundary	Existing Adjacent Site Boundaries	Approved Building Envelopes Stages 8 + 9	Approved Building Envelopes - Future Stages
8/1 Apartments	8/2 Bathrooms	8/3 Common Areas	8/4 Corridors
8/5 Bike Store	8/6 Entry	8/7 Foyer	8/8 Living Room
8/9 Kitchen	8/10 Laundry	8/11 Mechanical	8/12 Office
8/13 Storage	8/14 Staircase	8/15 Terrace	8/16 Utility
8/17 Wardrobe	8/18 Wheelchair Access	8/19 Window	8/20 Door
8/21 Balcony	8/22 Car Park	8/23 Fire Escape	8/24 Lift
8/25 Car Wash Bay	8/26 Car Wash Bay	8/27 Fire Stair No. 1 & 2	8/28 Lift
8/29 Dining	8/30 Dining	8/31 Car Wash Bay	8/32 Lift
8/33 Entry	8/34 Entry	8/35 Car Wash Bay	8/36 Lift
8/35 Foyer	8/36 Foyer	8/37 Car Wash Bay	8/38 Lift
8/37 Living Room	8/38 Living Room	8/39 Car Wash Bay	8/40 Lift
8/39 Mechanical	8/40 Mechanical	8/41 Car Wash Bay	8/42 Lift
8/41 Office	8/42 Office	8/43 Car Wash Bay	8/44 Lift
8/43 Utility	8/44 Utility	8/45 Car Wash Bay	8/46 Lift
8/45 Terrace	8/46 Terrace	8/47 Car Wash Bay	8/48 Lift
8/47 Wheelchair Access	8/48 Wheelchair Access	8/49 Car Wash Bay	8/50 Lift
8/49 Window	8/50 Window	8/51 Car Wash Bay	8/52 Lift
8/51 Door	8/52 Door	8/53 Car Wash Bay	8/54 Lift
8/53 Utility	8/54 Utility	8/55 Car Wash Bay	8/56 Lift
8/55 Terrace	8/56 Terrace	8/57 Car Wash Bay	8/58 Lift
8/57 Wheelchair Access	8/58 Wheelchair Access	8/59 Car Wash Bay	8/60 Lift
8/59 Window	8/60 Window	8/61 Car Wash Bay	8/62 Lift
8/61 Door	8/62 Door	8/63 Car Wash Bay	8/64 Lift
8/63 Utility	8/64 Utility	8/65 Car Wash Bay	8/66 Lift
8/65 Terrace	8/66 Terrace	8/67 Car Wash Bay	8/68 Lift
8/67 Wheelchair Access	8/68 Wheelchair Access	8/69 Car Wash Bay	8/70 Lift
8/69 Window	8/70 Window	8/71 Car Wash Bay	8/72 Lift
8/71 Door	8/72 Door	8/73 Car Wash Bay	8/74 Lift
8/73 Utility	8/74 Utility	8/75 Car Wash Bay	8/76 Lift
8/75 Terrace	8/76 Terrace	8/77 Car Wash Bay	8/78 Lift
8/77 Wheelchair Access	8/78 Wheelchair Access	8/79 Car Wash Bay	8/80 Lift
8/79 Window	8/80 Window	8/81 Car Wash Bay	8/82 Lift
8/81 Door	8/82 Door	8/83 Car Wash Bay	8/84 Lift
8/83 Utility	8/84 Utility	8/85 Car Wash Bay	8/86 Lift
8/85 Terrace	8/86 Terrace	8/87 Car Wash Bay	8/88 Lift
8/87 Wheelchair Access	8/88 Wheelchair Access	8/89 Car Wash Bay	8/90 Lift
8/89 Window	8/90 Window	8/91 Car Wash Bay	8/92 Lift
8/91 Door	8/92 Door	8/93 Car Wash Bay	8/94 Lift
8/93 Utility	8/94 Utility	8/95 Car Wash Bay	8/96 Lift
8/95 Terrace	8/96 Terrace	8/97 Car Wash Bay	8/98 Lift
8/97 Wheelchair Access	8/98 Wheelchair Access	8/99 Car Wash Bay	8/100 Lift
8/99 Window	8/100 Window	8/101 Car Wash Bay	8/102 Lift
8/101 Door	8/102 Door	8/103 Car Wash Bay	8/104 Lift
8/103 Utility	8/104 Utility	8/105 Car Wash Bay	8/106 Lift
8/105 Terrace	8/106 Terrace	8/107 Car Wash Bay	8/108 Lift
8/107 Wheelchair Access	8/108 Wheelchair Access	8/109 Car Wash Bay	8/110 Lift
8/109 Window	8/110 Window	8/111 Car Wash Bay	8/112 Lift
8/111 Door	8/112 Door	8/113 Car Wash Bay	8/114 Lift
8/113 Utility	8/114 Utility	8/115 Car Wash Bay	8/116 Lift
8/115 Terrace	8/116 Terrace	8/117 Car Wash Bay	8/118 Lift
8/117 Wheelchair Access	8/118 Wheelchair Access	8/119 Car Wash Bay	8/120 Lift
8/119 Window	8/120 Window	8/121 Car Wash Bay	8/122 Lift
8/121 Door	8/122 Door	8/123 Car Wash Bay	8/124 Lift
8/123 Utility	8/124 Utility	8/125 Car Wash Bay	8/126 Lift
8/125 Terrace	8/126 Terrace	8/127 Car Wash Bay	8/128 Lift
8/127 Wheelchair Access	8/128 Wheelchair Access	8/129 Car Wash Bay	8/130 Lift
8/129 Window	8/130 Window	8/131 Car Wash Bay	8/132 Lift
8/131 Door	8/132 Door	8/133 Car Wash Bay	8/134 Lift
8/133 Utility	8/134 Utility	8/135 Car Wash Bay	8/136 Lift
8/135 Terrace	8/136 Terrace	8/137 Car Wash Bay	8/138 Lift
8/137 Wheelchair Access	8/138 Wheelchair Access	8/139 Car Wash Bay	8/140 Lift
8/139 Window	8/140 Window	8/141 Car Wash Bay	8/142 Lift
8/141 Door	8/142 Door	8/143 Car Wash Bay	8/144 Lift
8/143 Utility	8/144 Utility	8/145 Car Wash Bay	8/146 Lift
8/145 Terrace	8/146 Terrace	8/147 Car Wash Bay	8/148 Lift
8/147 Wheelchair Access	8/148 Wheelchair Access	8/149 Car Wash Bay	8/150 Lift
8/149 Window	8/150 Window	8/151 Car Wash Bay	8/152 Lift
8/151 Door	8/152 Door	8/153 Car Wash Bay	8/154 Lift
8/153 Utility	8/154 Utility	8/155 Car Wash Bay	8/156 Lift
8/155 Terrace	8/156 Terrace	8/157 Car Wash Bay	8/158 Lift
8/157 Wheelchair Access	8/158 Wheelchair Access	8/159 Car Wash Bay	8/160 Lift
8/159 Window	8/160 Window	8/161 Car Wash Bay	8/162 Lift
8/161 Door	8/162 Door	8/163 Car Wash Bay	8/164 Lift
8/163 Utility	8/164 Utility	8/165 Car Wash Bay	8/166 Lift
8/165 Terrace	8/166 Terrace	8/167 Car Wash Bay	8/168 Lift
8/167 Wheelchair Access	8/168 Wheelchair Access	8/169 Car Wash Bay	8/170 Lift
8/169 Window	8/170 Window	8/171 Car Wash Bay	8/172 Lift
8/171 Door	8/172 Door	8/173 Car Wash Bay	8/174 Lift
8/173 Utility	8/174 Utility	8/175 Car Wash Bay	8/176 Lift
8/175 Terrace	8/176 Terrace	8/177 Car Wash Bay	8/178 Lift
8/177 Wheelchair Access	8/178 Wheelchair Access	8/179 Car Wash Bay	8/180 Lift
8/179 Window	8/180 Window	8/181 Car Wash Bay	8/182 Lift
8/181 Door	8/182 Door	8/183 Car Wash Bay	8/184 Lift
8/183 Utility	8/184 Utility	8/185 Car Wash Bay	8/186 Lift
8/185 Terrace	8/186 Terrace	8/187 Car Wash Bay	8/188 Lift
8/187 Wheelchair Access	8/188 Wheelchair Access	8/189 Car Wash Bay	8/190 Lift
8/189 Window	8/190 Window	8/191 Car Wash Bay	8/192 Lift
8/191 Door	8/192 Door	8/193 Car Wash Bay	8/194 Lift
8/193 Utility	8/194 Utility	8/195 Car Wash Bay	8/196 Lift
8/195 Terrace	8/196 Terrace	8/197 Car Wash Bay	8/198 Lift
8/197 Wheelchair Access	8/198 Wheelchair Access	8/199 Car Wash Bay	8/200 Lift
8/199 Window	8/200 Window	8/201 Car Wash Bay	8/202 Lift
8/201 Door	8/202 Door	8/203 Car Wash Bay	8/204 Lift
8/203 Utility	8/204 Utility	8/205 Car Wash Bay	8/206 Lift
8/205 Terrace	8/206 Terrace	8/207 Car Wash Bay	8/208 Lift
8/207 Wheelchair Access	8/208 Wheelchair Access	8/209 Car Wash Bay	8/210 Lift
8/209 Window	8/210 Window	8/211 Car Wash Bay	8/212 Lift
8/211 Door	8/212 Door	8/213 Car Wash Bay	8/214 Lift
8/213 Utility	8/214 Utility	8/215 Car Wash Bay	8/216 Lift
8/215 Terrace	8/216 Terrace	8/217 Car Wash Bay	8/218 Lift
8/217 Wheelchair Access	8/218 Wheelchair Access	8/219 Car Wash Bay	8/220 Lift
8/219 Window	8/220 Window	8/221 Car Wash Bay	8/222 Lift
8/221 Door	8/222 Door	8/223 Car Wash Bay	8/224 Lift
8/223 Utility	8/224 Utility	8/225 Car Wash Bay	8/226 Lift
8/225 Terrace	8/226 Terrace	8/227 Car Wash Bay	8/228 Lift
8/227 Wheelchair Access	8/228 Wheelchair Access	8/229 Car Wash Bay	8/230 Lift
8/229 Window	8/230 Window	8/231 Car Wash Bay	8/232 Lift
8/231 Door	8/232 Door	8/233 Car Wash Bay	8/234 Lift
8/233 Utility	8/234 Utility	8/235 Car Wash Bay	8/236 Lift
8/235 Terrace	8/236 Terrace	8/237 Car Wash Bay	8/238 Lift
8/237 Wheelchair Access	8/238 Wheelchair Access	8/239 Car Wash Bay	8/240 Lift
8/239 Window	8/240 Window	8/241 Car Wash Bay	8/242 Lift
8/241 Door	8/242 Door	8/243 Car Wash Bay	8/244 Lift
8/243 Utility	8/244 Utility	8/245 Car Wash Bay	8/246 Lift
8/245 Terrace	8/246 Terrace	8/247 Car Wash Bay	8/248 Lift
8/247 Wheelchair Access	8/248 Wheelchair Access	8/249 Car Wash Bay	8/250 Lift
8/249 Window	8/250 Window	8/251 Car Wash Bay	8/252 Lift
8/251 Door	8/252 Door	8/253 Car Wash Bay	8/254 Lift
8/253 Utility	8/254 Utility	8/255 Car Wash Bay	8/256 Lift
8/255 Terrace	8/256 Terrace	8/257 Car Wash Bay	8/258 Lift
8/257 Wheelchair Access	8/258 Wheelchair Access	8/259 Car Wash Bay	8/260 Lift
8/259 Window	8/260 Window	8/261 Car Wash Bay	8/262 Lift
8/261 Door	8/262 Door	8/263 Car Wash Bay	8/264 Lift
8/263 Utility	8/264 Utility	8/265 Car Wash Bay	8/266 Lift
8/265 Terrace	8/266 Terrace	8/267 Car Wash Bay	8/268 Lift
8/267 Wheelchair Access	8/268 Wheelchair Access	8/269 Car Wash Bay	8/270 Lift
8/269 Window	8/270 Window	8/271 Car Wash Bay	8/272 Lift
8/271 Door	8/272 Door	8/273 Car Wash Bay	8/274 Lift
8/273 Utility	8/274 Utility	8/275 Car Wash Bay	8/276 Lift
8/275 Terrace	8/276 Terrace	8/277 Car Wash Bay	8/278 Lift
8/277 Wheelchair Access	8/278 Wheelchair Access	8/279 Car Wash Bay	8/280 Lift
8/279 Window	8/280 Window	8/281 Car Wash Bay	8/282 Lift
8/281 Door	8/282 Door	8/283 Car Wash Bay	8/284 Lift
8/283 Utility	8/284 Utility	8/285 Car Wash Bay	8/286 Lift
8/285 Terrace	8/286 Terrace	8/287 Car Wash Bay	8/288 Lift
8/287 Wheelchair Access	8/288 Wheelchair Access	8/289 Car Wash Bay	8/290 Lift
8/289 Window	8/290 Window	8/291 Car Wash Bay	8/292 Lift
8/291 Door	8/292 Door	8/293 Car Wash Bay	8/294 Lift
8/293 Utility	8/294 Utility	8/295 Car Wash Bay	8/296 Lift
8/295 Terrace	8/296 Terrace	8/297 Car Wash Bay	8/298 Lift
8/297 Wheelchair Access	8/298 Wheelchair Access	8/299 Car Wash Bay	8/300 Lift
8/299 Window	8/300 Window	8/301 Car Wash Bay	8/302 Lift
8/301 Door	8/302 Door	8/303 Car Wash Bay	8/304 Lift
8/303 Utility	8/304 Utility	8/305 Car Wash Bay	8/306 Lift
8/305 Terrace	8/306 Terrace	8/307 Car Wash Bay	8/308 Lift
8/307 Wheelchair Access	8/308 Wheelchair Access	8/309 Car Wash Bay	8/310 Lift
8/309 Window	8/310 Window	8/311 Car Wash Bay	8/312 Lift
8/311 Door	8/312 Door	8/313 Car Wash Bay	8/314 Lift
8/313 Utility	8/314 Utility	8/315 Car Wash Bay	8/316 Lift
8/315 Terrace	8/316 Terrace	8/317 Car Wash Bay	8/318 Lift
8/317 Wheelchair Access	8/318 Wheelchair Access	8/319 Car Wash Bay	8/320 Lift
8/319 Window	8/320 Window	8/321 Car Wash Bay	8/322 Lift
8/321 Door	8/322 Door	8/323 Car Wash Bay	8/324 Lift
8/323 Utility	8/324 Utility	8/325 Car Wash Bay	8/326 Lift
8/325 Terrace	8/326 Terrace	8/327 Car Wash Bay	8/328 Lift
8/327 Wheelchair Access	8/328 Wheelchair Access	8/329 Car Wash Bay	8/330 Lift
8/329 Window	8/330 Window	8/331 Car Wash Bay	8/332 Lift
8/331 Door	8/332 Door	8/333 Car Wash Bay	8/334 Lift
8/333 Utility	8/334 Utility	8/335 Car Wash Bay	8/336 Lift
8/335 Terrace	8/336 Terrace	8/337 Car Wash Bay	8/338 Lift
8/337 Wheelchair Access	8/338 Wheelchair Access	8/339 Car Wash Bay	8/340 Lift
8/339 Window	8/340 Window	8/341 Car Wash Bay	8/342 Lift
8/341 Door	8/342 Door	8/343 Car Wash Bay	8/344 Lift
8/343 Utility	8/344 Utility	8/345 Car Wash Bay	8/346 Lift
8/345 Terrace	8/346 Terrace	8/347 Car Wash Bay	8/348 Lift
8/347 Wheelchair Access	8/348 Wheelchair Access	8/349 Car Wash Bay	8/350 Lift
8/349 Window	8/350 Window	8/351 Car Wash Bay	8/352 Lift
8/351 Door	8/352 Door	8/353 Car Wash Bay	8/354 Lift
8/353 Utility	8/354 Utility	8/355 Car Wash Bay	8/356 Lift
8/355 Terrace	8/356 Terrace	8/357 Car Wash Bay	8/358 Lift
8/357 Wheelchair Access	8/358 Wheelchair Access	8/359 Car Wash Bay	8/360 Lift
8/359 Window	8/360 Window	8/361 Car Wash Bay	8/362 Lift
8/361 Door	8/362 Door	8/363 Car Wash Bay	8/364 Lift
8/363 Utility	8/364 Utility	8/365 Car Wash Bay	8/366 Lift
8/365 Terrace	8/366 Terrace	8/367 Car Wash Bay	8/368 Lift
8/367 Wheelchair Access	8/368 Wheelchair Access	8/369 Car Wash Bay	8/370 Lift
8/369 Window	8/370 Window	8/371 Car Wash Bay	8/372 Lift
8/371 Door	8/372 Door	8/373 Car Wash Bay	8/374 Lift
8/373 Utility	8/374 Utility	8/375 Car Wash Bay	8/376 Lift
8/375 Terrace	8/376 Terrace	8/377 Car Wash Bay	8/378 Lift
8/377 Wheelchair Access	8/378 Wheelchair Access	8/379 Car Wash Bay	8/380 Lift
8/379 Window	8/380 Window	8/381 Car Wash Bay	8/382 Lift
8/381 Door	8/382 Door	8/383 Car Wash Bay	8/384 Lift
8/383 Utility	8/384 Utility	8/385 Car Wash Bay	8/386 Lift
8/385 Terrace	8/386 Terrace	8/387 Car Wash Bay	8/388 Lift
8/387 Wheelchair Access	8/388 Wheelchair Access	8/389 Car Wash Bay	8/390 Lift
8/389 Window	8/390 Window	8/391 Car Wash Bay	8/392 Lift
8/391 Door	8/392 Door	8/393 Car Wash Bay	8/394 Lift
8/393 Utility	8/394 Utility	8/395 Car Wash Bay	8/396 Lift
8/395 Terrace	8/396 Terrace	8/397 Car Wash Bay	8/398 Lift
8/397 Wheelchair Access	8/398 Wheelchair Access	8/399 Car Wash Bay	8/400 Lift
8/399 Window	8/400 Window	8/401 Car Wash Bay	8/402 Lift
8/401 Door	8/402 Door	8/403 Car Wash Bay	8/404 Lift
8/403 Utility	8/404 Utility	8/405 Car Wash Bay	8/406 Lift
8/405 Terrace	8/406 Terrace	8/407 Car Wash Bay	8/408 Lift
8/407 Wheelchair Access	8/408 Wheelchair Access	8/409 Car Wash Bay	8/410 Lift
8/409 Window	8/410 Window	8/411 Car Wash Bay	8/412 Lift
8/411 Door	8/412 Door	8/413 Car Wash Bay	8/414 Lift
8/413 Utility	8/414 Utility	8/415 Car Wash Bay	8/416 Lift
8/415 Terrace	8/416 Terrace	8/417 Car Wash Bay	8/418 Lift
8/417 Wheelchair Access	8/418 Wheelchair Access	8/419 Car Wash Bay	8/420 Lift
8/419 Window	8/420 Window	8/421 Car Wash Bay	8/422 Lift
8/421 Door	8/422 Door	8/423 Car Wash Bay	8/424 Lift
8/423 Utility	8/424 Utility		



91
250.04

91
250.50

9B

91
250.50

BOWDEN STREET

Future Building

- NOTES**
1. Internal layouts shown are indicative only for information purposes and are subject to further design development and change.
 2. Window mullions, if shown, are indicative only.
 3. Louvre panels, if shown, are indicative only.
 4. All dimensions and levels shown are approximate.
 5. Any finishes nominated are indicative only and subject to change.
 6. Articulations shown on the facades are indicative only and are subject to further design development and change.
 7. Storage allocations and areas are not necessarily shown on the drawings and are subject to change.

NOTES

THIS DRAWING IS THE COPYRIGHT © OF TURNER. NO REPRODUCTION WITHOUT PERMISSION. UNLESS NOTED OTHERWISE THIS DRAWING IS NOT FOR CONSTRUCTION. ALL DIMENSIONS AND LEVELS ARE TO BE CHECKED ON SITE PRIOR TO THE COMMENCEMENT OF WORK. INFORMATION OF ANY DISCREPANCIES FOR CLARIFICATION IS TO BE PROVIDED WITH WORK. DRAWINGS ARE NOT TO BE SCALED. USE ONLY FIGURED DIMENSIONS. REFER TO CONSULTING DOCUMENTATION FOR FURTHER INFORMATION. DWG, IFC AND BIM FILES ARE UNCONTROLLED DOCUMENTS AND ARE ISSUED FOR INFORMATION ONLY.

CLIENT
ROTHESAY AVENUE DEVELOPMENTS
Suite 2/2-4 Gilnock Avenue, Macquarie Park NSW 2113
T 02 9889 5540

DESIGN INTENT NOTES

Internal spaces shown are indicative only for information purposes and are subject to further design development and change.
Window mullions, if shown, are indicative only.
Louvre panels, if shown, are indicative only.
All dimensions and levels shown are approximate.
Any finishes nominated are indicative only and subject to change.
Articulations shown on the facades are indicative only and are subject to further design development and change.
Storage allocations and areas are not necessarily shown on the drawings and are subject to change.

LEGEND - PLANS

9A	Apartment	9B	Bedroom	9C	Garage	9D	Garage Door	9E	Garage	9F	Garage	9G	Garage	9H	Garage	9I	Garage	9J	Garage	9K	Garage	9L	Garage	9M	Garage	9N	Garage	9O	Garage	9P	Garage	9Q	Garage	9R	Garage	9S	Garage	9T	Garage	9U	Garage	9V	Garage	9W	Garage	9X	Garage	9Y	Garage	9Z	Garage
----	-----------	----	---------	----	--------	----	-------------	----	--------	----	--------	----	--------	----	--------	----	--------	----	--------	----	--------	----	--------	----	--------	----	--------	----	--------	----	--------	----	--------	----	--------	----	--------	----	--------	----	--------	----	--------	----	--------	----	--------	----	--------	----	--------



Project Title
SHEPHERDS BAY - BUILDINGS 8 & 9
20-36 Nancarrow Ave, 116-118 Bowden St, Meadowbank NSW 2114

Drawing Title
GA Plan (Building 9B) - Level 02

Scale
1:200 @A1 50%@A3

Project No.
13067

For Information
DA-113_020

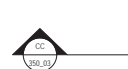
Drawn by
GSD

North

turner

Level 1, 410 Crown Street
Sydney Hills NSW 2118
Australia

T +61 2 8668 0000
F +61 2 8668 0008
turner@tda.com.au



BOWDEN STREET

9 B



- NOTES
1. Internal layouts shown are indicative only for information purposes and are subject to further design development and change.
 2. Window mullions, if shown, are indicative only.
 3. Louvre panels, if shown, are indicative only.
 4. All dimensions and levels shown are approximate.
 5. Any finishes nominated are indicative only and subject to change.
 6. Articulations shown on the facade are indicative only and are subject to further design development and change.
 7. Storage allocations and areas are not necessarily shown on the drawings and are subject to change.

NOTES
 THIS DRAWING IS THE COPYRIGHT © OF TURNER. NO REPRODUCTION WITHOUT PERMISSION. UNLESS NOTED OTHERWISE THIS DRAWING IS NOT FOR CONSTRUCTION. ALL DIMENSIONS AND LEVELS ARE TO BE CHECKED ON SITE PRIOR TO THE COMMENCEMENT OF WORK. INFORMATION OF ANY DISCREPANCIES FOR CLARIFICATION IS TO BE PROVIDED WITH WORK. DRAWINGS ARE NOT TO BE SCALED. USE ONLY FIGURED DIMENSIONS. REFER TO CONSULTING DOCUMENTATION FOR FURTHER INFORMATION. DWG, IFC AND BIM FILES ARE UNCONTROLLED DOCUMENTS AND ARE ISSUED FOR INFORMATION ONLY.

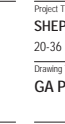
CLIENT
 ROTHESAY AVENUE DEVELOPMENTS
 Suite 2/2-4 Gilfink Avenue, Macquarie Park NSW 2113
 T 02 9889 5540

DESIGN INTENT NOTES
 Internal spaces shown are indicative only for information purposes and are subject to further design development and change.
 Window mullions, if shown, are indicative only.
 Louvre panels, if shown, are indicative only.
 All dimensions and levels shown are approximate.
 Any finishes nominated are indicative only and subject to change.
 Articulations shown on the facade are indicative only and are subject to further design development and change.
 Storage allocations and areas are not necessarily shown on the drawings and are subject to change.

LEGEND - PLANS

Proposed Site Boundary	Existing Adjacent Site Boundaries	Approved Building Envelopes Stages 8 & 9	Approved Building Envelopes	Future Stages
Window Mullions	Window Mullions	Window Mullions	Window Mullions	Window Mullions
Louvre Panels	Louvre Panels	Louvre Panels	Louvre Panels	Louvre Panels
Articulations	Articulations	Articulations	Articulations	Articulations
Storage	Storage	Storage	Storage	Storage

8/1 Adaptability	8/2 Bathroom	8/3 Bedroom 1, 2, 3	8/4 Kitchen	8/5 Bike Store	8/6 Battery
8/7 Balcony	8/8 Balustrade	8/9 Cleaners Store	8/10 Car Park Exhaust	8/11 Car Wash Bay	8/12 Dining
8/13 Entry	8/14 Exhaust	8/15 Fire Alarm Bell	8/16 Fire Alarm Panel	8/17 Fire Alarm Repeater	8/18 Fire Alarm Sounder
8/19 Fire Alarm Zone	8/20 Fire Alarm Zone	8/21 Fire Alarm Zone	8/22 Fire Alarm Zone	8/23 Fire Alarm Zone	8/24 Fire Alarm Zone
8/25 Fire Alarm Zone	8/26 Fire Alarm Zone	8/27 Fire Alarm Zone	8/28 Fire Alarm Zone	8/29 Fire Alarm Zone	8/30 Fire Alarm Zone
8/31 Fire Alarm Zone	8/32 Fire Alarm Zone	8/33 Fire Alarm Zone	8/34 Fire Alarm Zone	8/35 Fire Alarm Zone	8/36 Fire Alarm Zone
8/37 Fire Alarm Zone	8/38 Fire Alarm Zone	8/39 Fire Alarm Zone	8/40 Fire Alarm Zone	8/41 Fire Alarm Zone	8/42 Fire Alarm Zone
8/43 Fire Alarm Zone	8/44 Fire Alarm Zone	8/45 Fire Alarm Zone	8/46 Fire Alarm Zone	8/47 Fire Alarm Zone	8/48 Fire Alarm Zone
8/49 Fire Alarm Zone	8/50 Fire Alarm Zone	8/51 Fire Alarm Zone	8/52 Fire Alarm Zone	8/53 Fire Alarm Zone	8/54 Fire Alarm Zone
8/55 Fire Alarm Zone	8/56 Fire Alarm Zone	8/57 Fire Alarm Zone	8/58 Fire Alarm Zone	8/59 Fire Alarm Zone	8/60 Fire Alarm Zone
8/61 Fire Alarm Zone	8/62 Fire Alarm Zone	8/63 Fire Alarm Zone	8/64 Fire Alarm Zone	8/65 Fire Alarm Zone	8/66 Fire Alarm Zone
8/67 Fire Alarm Zone	8/68 Fire Alarm Zone	8/69 Fire Alarm Zone	8/70 Fire Alarm Zone	8/71 Fire Alarm Zone	8/72 Fire Alarm Zone
8/73 Fire Alarm Zone	8/74 Fire Alarm Zone	8/75 Fire Alarm Zone	8/76 Fire Alarm Zone	8/77 Fire Alarm Zone	8/78 Fire Alarm Zone
8/79 Fire Alarm Zone	8/80 Fire Alarm Zone	8/81 Fire Alarm Zone	8/82 Fire Alarm Zone	8/83 Fire Alarm Zone	8/84 Fire Alarm Zone
8/85 Fire Alarm Zone	8/86 Fire Alarm Zone	8/87 Fire Alarm Zone	8/88 Fire Alarm Zone	8/89 Fire Alarm Zone	8/90 Fire Alarm Zone
8/91 Fire Alarm Zone	8/92 Fire Alarm Zone	8/93 Fire Alarm Zone	8/94 Fire Alarm Zone	8/95 Fire Alarm Zone	8/96 Fire Alarm Zone
8/97 Fire Alarm Zone	8/98 Fire Alarm Zone	8/99 Fire Alarm Zone	8/100 Fire Alarm Zone	8/101 Fire Alarm Zone	8/102 Fire Alarm Zone
8/103 Fire Alarm Zone	8/104 Fire Alarm Zone	8/105 Fire Alarm Zone	8/106 Fire Alarm Zone	8/107 Fire Alarm Zone	8/108 Fire Alarm Zone
8/109 Fire Alarm Zone	8/110 Fire Alarm Zone	8/111 Fire Alarm Zone	8/112 Fire Alarm Zone	8/113 Fire Alarm Zone	8/114 Fire Alarm Zone
8/115 Fire Alarm Zone	8/116 Fire Alarm Zone	8/117 Fire Alarm Zone	8/118 Fire Alarm Zone	8/119 Fire Alarm Zone	8/120 Fire Alarm Zone
8/121 Fire Alarm Zone	8/122 Fire Alarm Zone	8/123 Fire Alarm Zone	8/124 Fire Alarm Zone	8/125 Fire Alarm Zone	8/126 Fire Alarm Zone
8/127 Fire Alarm Zone	8/128 Fire Alarm Zone	8/129 Fire Alarm Zone	8/130 Fire Alarm Zone	8/131 Fire Alarm Zone	8/132 Fire Alarm Zone
8/133 Fire Alarm Zone	8/134 Fire Alarm Zone	8/135 Fire Alarm Zone	8/136 Fire Alarm Zone	8/137 Fire Alarm Zone	8/138 Fire Alarm Zone
8/139 Fire Alarm Zone	8/140 Fire Alarm Zone	8/141 Fire Alarm Zone	8/142 Fire Alarm Zone	8/143 Fire Alarm Zone	8/144 Fire Alarm Zone
8/145 Fire Alarm Zone	8/146 Fire Alarm Zone	8/147 Fire Alarm Zone	8/148 Fire Alarm Zone	8/149 Fire Alarm Zone	8/150 Fire Alarm Zone
8/151 Fire Alarm Zone	8/152 Fire Alarm Zone	8/153 Fire Alarm Zone	8/154 Fire Alarm Zone	8/155 Fire Alarm Zone	8/156 Fire Alarm Zone
8/157 Fire Alarm Zone	8/158 Fire Alarm Zone	8/159 Fire Alarm Zone	8/160 Fire Alarm Zone	8/161 Fire Alarm Zone	8/162 Fire Alarm Zone
8/163 Fire Alarm Zone	8/164 Fire Alarm Zone	8/165 Fire Alarm Zone	8/166 Fire Alarm Zone	8/167 Fire Alarm Zone	8/168 Fire Alarm Zone
8/169 Fire Alarm Zone	8/170 Fire Alarm Zone	8/171 Fire Alarm Zone	8/172 Fire Alarm Zone	8/173 Fire Alarm Zone	8/174 Fire Alarm Zone
8/175 Fire Alarm Zone	8/176 Fire Alarm Zone	8/177 Fire Alarm Zone	8/178 Fire Alarm Zone	8/179 Fire Alarm Zone	8/180 Fire Alarm Zone
8/181 Fire Alarm Zone	8/182 Fire Alarm Zone	8/183 Fire Alarm Zone	8/184 Fire Alarm Zone	8/185 Fire Alarm Zone	8/186 Fire Alarm Zone
8/187 Fire Alarm Zone	8/188 Fire Alarm Zone	8/189 Fire Alarm Zone	8/190 Fire Alarm Zone	8/191 Fire Alarm Zone	8/192 Fire Alarm Zone
8/193 Fire Alarm Zone	8/194 Fire Alarm Zone	8/195 Fire Alarm Zone	8/196 Fire Alarm Zone	8/197 Fire Alarm Zone	8/198 Fire Alarm Zone
8/199 Fire Alarm Zone	8/200 Fire Alarm Zone	8/201 Fire Alarm Zone	8/202 Fire Alarm Zone	8/203 Fire Alarm Zone	8/204 Fire Alarm Zone
8/205 Fire Alarm Zone	8/206 Fire Alarm Zone	8/207 Fire Alarm Zone	8/208 Fire Alarm Zone	8/209 Fire Alarm Zone	8/210 Fire Alarm Zone
8/211 Fire Alarm Zone	8/212 Fire Alarm Zone	8/213 Fire Alarm Zone	8/214 Fire Alarm Zone	8/215 Fire Alarm Zone	8/216 Fire Alarm Zone
8/217 Fire Alarm Zone	8/218 Fire Alarm Zone	8/219 Fire Alarm Zone	8/220 Fire Alarm Zone	8/221 Fire Alarm Zone	8/222 Fire Alarm Zone
8/223 Fire Alarm Zone	8/224 Fire Alarm Zone	8/225 Fire Alarm Zone	8/226 Fire Alarm Zone	8/227 Fire Alarm Zone	8/228 Fire Alarm Zone
8/229 Fire Alarm Zone	8/230 Fire Alarm Zone	8/231 Fire Alarm Zone	8/232 Fire Alarm Zone	8/233 Fire Alarm Zone	8/234 Fire Alarm Zone
8/235 Fire Alarm Zone	8/236 Fire Alarm Zone	8/237 Fire Alarm Zone	8/238 Fire Alarm Zone	8/239 Fire Alarm Zone	8/240 Fire Alarm Zone
8/241 Fire Alarm Zone	8/242 Fire Alarm Zone	8/243 Fire Alarm Zone	8/244 Fire Alarm Zone	8/245 Fire Alarm Zone	8/246 Fire Alarm Zone
8/247 Fire Alarm Zone	8/248 Fire Alarm Zone	8/249 Fire Alarm Zone	8/250 Fire Alarm Zone	8/251 Fire Alarm Zone	8/252 Fire Alarm Zone
8/253 Fire Alarm Zone	8/254 Fire Alarm Zone	8/255 Fire Alarm Zone	8/256 Fire Alarm Zone	8/257 Fire Alarm Zone	8/258 Fire Alarm Zone
8/259 Fire Alarm Zone	8/260 Fire Alarm Zone	8/261 Fire Alarm Zone	8/262 Fire Alarm Zone	8/263 Fire Alarm Zone	8/264 Fire Alarm Zone
8/265 Fire Alarm Zone	8/266 Fire Alarm Zone	8/267 Fire Alarm Zone	8/268 Fire Alarm Zone	8/269 Fire Alarm Zone	8/270 Fire Alarm Zone
8/271 Fire Alarm Zone	8/272 Fire Alarm Zone	8/273 Fire Alarm Zone	8/274 Fire Alarm Zone	8/275 Fire Alarm Zone	8/276 Fire Alarm Zone
8/277 Fire Alarm Zone	8/278 Fire Alarm Zone	8/279 Fire Alarm Zone	8/280 Fire Alarm Zone	8/281 Fire Alarm Zone	8/282 Fire Alarm Zone
8/283 Fire Alarm Zone	8/284 Fire Alarm Zone	8/285 Fire Alarm Zone	8/286 Fire Alarm Zone	8/287 Fire Alarm Zone	8/288 Fire Alarm Zone
8/289 Fire Alarm Zone	8/290 Fire Alarm Zone	8/291 Fire Alarm Zone	8/292 Fire Alarm Zone	8/293 Fire Alarm Zone	8/294 Fire Alarm Zone
8/295 Fire Alarm Zone	8/296 Fire Alarm Zone	8/297 Fire Alarm Zone	8/298 Fire Alarm Zone	8/299 Fire Alarm Zone	8/300 Fire Alarm Zone
8/301 Fire Alarm Zone	8/302 Fire Alarm Zone	8/303 Fire Alarm Zone	8/304 Fire Alarm Zone	8/305 Fire Alarm Zone	8/306 Fire Alarm Zone
8/307 Fire Alarm Zone	8/308 Fire Alarm Zone	8/309 Fire Alarm Zone	8/310 Fire Alarm Zone	8/311 Fire Alarm Zone	8/312 Fire Alarm Zone
8/313 Fire Alarm Zone	8/314 Fire Alarm Zone	8/315 Fire Alarm Zone	8/316 Fire Alarm Zone	8/317 Fire Alarm Zone	8/318 Fire Alarm Zone
8/319 Fire Alarm Zone	8/320 Fire Alarm Zone	8/321 Fire Alarm Zone	8/322 Fire Alarm Zone	8/323 Fire Alarm Zone	8/324 Fire Alarm Zone
8/325 Fire Alarm Zone	8/326 Fire Alarm Zone	8/327 Fire Alarm Zone	8/328 Fire Alarm Zone	8/329 Fire Alarm Zone	8/330 Fire Alarm Zone
8/331 Fire Alarm Zone	8/332 Fire Alarm Zone	8/333 Fire Alarm Zone	8/334 Fire Alarm Zone	8/335 Fire Alarm Zone	8/336 Fire Alarm Zone
8/337 Fire Alarm Zone	8/338 Fire Alarm Zone	8/339 Fire Alarm Zone	8/340 Fire Alarm Zone	8/341 Fire Alarm Zone	8/342 Fire Alarm Zone
8/343 Fire Alarm Zone	8/344 Fire Alarm Zone	8/345 Fire Alarm Zone	8/346 Fire Alarm Zone	8/347 Fire Alarm Zone	8/348 Fire Alarm Zone
8/349 Fire Alarm Zone	8/350 Fire Alarm Zone	8/351 Fire Alarm Zone	8/352 Fire Alarm Zone	8/353 Fire Alarm Zone	8/354 Fire Alarm Zone
8/355 Fire Alarm Zone	8/356 Fire Alarm Zone	8/357 Fire Alarm Zone	8/358 Fire Alarm Zone	8/359 Fire Alarm Zone	8/360 Fire Alarm Zone
8/361 Fire Alarm Zone	8/362 Fire Alarm Zone	8/363 Fire Alarm Zone	8/364 Fire Alarm Zone	8/365 Fire Alarm Zone	8/366 Fire Alarm Zone
8/367 Fire Alarm Zone	8/368 Fire Alarm Zone	8/369 Fire Alarm Zone	8/370 Fire Alarm Zone	8/371 Fire Alarm Zone	8/372 Fire Alarm Zone
8/373 Fire Alarm Zone	8/374 Fire Alarm Zone	8/375 Fire Alarm Zone	8/376 Fire Alarm Zone	8/377 Fire Alarm Zone	8/378 Fire Alarm Zone
8/379 Fire Alarm Zone	8/380 Fire Alarm Zone	8/381 Fire Alarm Zone	8/382 Fire Alarm Zone	8/383 Fire Alarm Zone	8/384 Fire Alarm Zone
8/385 Fire Alarm Zone	8/386 Fire Alarm Zone	8/387 Fire Alarm Zone	8/388 Fire Alarm Zone	8/389 Fire Alarm Zone	8/390 Fire Alarm Zone
8/391 Fire Alarm Zone	8/392 Fire Alarm Zone	8/393 Fire Alarm Zone	8/394 Fire Alarm Zone	8/395 Fire Alarm Zone	8/396 Fire Alarm Zone
8/397 Fire Alarm Zone	8/398 Fire Alarm Zone	8/399 Fire Alarm Zone	8/400 Fire Alarm Zone	8/401 Fire Alarm Zone	8/402 Fire Alarm Zone
8/403 Fire Alarm Zone	8/404 Fire Alarm Zone	8/405 Fire Alarm Zone	8/406 Fire Alarm Zone	8/407 Fire Alarm Zone	8/408 Fire Alarm Zone
8/409 Fire Alarm Zone	8/410 Fire Alarm Zone	8/411 Fire Alarm Zone	8/412 Fire Alarm Zone	8/413 Fire Alarm Zone	8/414 Fire Alarm Zone
8/415 Fire Alarm Zone	8/416 Fire Alarm Zone	8/417 Fire Alarm Zone	8/418 Fire Alarm Zone	8/419 Fire Alarm Zone	8/420 Fire Alarm Zone
8/421 Fire Alarm Zone	8/422 Fire Alarm Zone	8/423 Fire Alarm Zone	8/424 Fire Alarm Zone	8/425 Fire Alarm Zone	8/426 Fire Alarm Zone
8/427 Fire Alarm Zone	8/428 Fire Alarm Zone	8/429 Fire Alarm Zone	8/430 Fire Alarm Zone	8/431 Fire Alarm Zone	8/432 Fire Alarm Zone
8/433 Fire Alarm Zone	8/434 Fire Alarm Zone	8/435 Fire Alarm Zone	8/436 Fire Alarm Zone	8/437 Fire Alarm Zone	8/438 Fire Alarm Zone
8/439 Fire Alarm Zone	8/440 Fire Alarm Zone	8/441 Fire Alarm Zone	8/442 Fire Alarm Zone	8/443 Fire Alarm Zone	8/444 Fire Alarm Zone
8/445 Fire Alarm Zone	8/446 Fire Alarm Zone	8/447 Fire Alarm Zone	8/448 Fire Alarm Zone	8/449 Fire Alarm Zone	8/450 Fire Alarm Zone
8/451 Fire Alarm Zone	8/452 Fire Alarm Zone	8/453 Fire Alarm Zone	8/454 Fire Alarm Zone	8/455 Fire Alarm Zone	8/456 Fire Alarm Zone
8/457 Fire Alarm Zone	8/458 Fire Alarm Zone	8/459 Fire Alarm Zone	8/460 Fire Alarm Zone	8/461 Fire Alarm Zone	8/462 Fire Alarm Zone
8/463 Fire Alarm Zone	8/464 Fire Alarm Zone	8/465 Fire Alarm Zone	8/466 Fire Alarm Zone	8/467 Fire Alarm Zone	8/468 Fire Alarm Zone
8/469 Fire Alarm Zone	8/470 Fire Alarm Zone	8/471 Fire Alarm Zone	8/472 Fire Alarm Zone	8/473 Fire Alarm Zone	8/474 Fire Alarm Zone
8/475 Fire Alarm Zone	8/476 Fire Alarm Zone	8/477 Fire Alarm Zone	8/478 Fire Alarm Zone	8/479 Fire Alarm Zone	8/480 Fire Alarm Zone
8/481 Fire Alarm Zone	8/482 Fire Alarm Zone	8/483 Fire Alarm Zone	8/484 Fire Alarm Zone	8/485 Fire Alarm Zone	8/486 Fire Alarm Zone
8/487 Fire Alarm Zone	8/488 Fire Alarm Zone	8/489 Fire Alarm Zone	8/490 Fire Alarm Zone	8/491 Fire Alarm Zone	8/492 Fire Alarm Zone
8/493 Fire Alarm Zone	8/494 Fire Alarm Zone	8/495 Fire Alarm Zone	8/496 Fire Alarm Zone	8/497 Fire Alarm Zone	8/498 Fire Alarm Zone
8/499 Fire Alarm Zone	8/500 Fire Alarm Zone	8/501 Fire Alarm Zone	8/502 Fire Alarm Zone	8/503 Fire Alarm Zone	8/504 Fire Alarm Zone
8/505 Fire Alarm Zone	8/506 Fire Alarm Zone	8/507 Fire Alarm Zone	8/508 Fire Alarm Zone	8/509 Fire Alarm Zone	8/510 Fire Alarm Zone
8/511 Fire Alarm Zone	8/512 Fire Alarm Zone	8/513 Fire Alarm Zone	8/514 Fire Alarm Zone	8/515 Fire Alarm Zone	8/516 Fire Alarm Zone
8/517 Fire Alarm Zone	8/518 Fire Alarm Zone	8/519 Fire Alarm Zone	8/520 Fire Alarm Zone	8/521 Fire Alarm Zone	8/522 Fire Alarm Zone
8/523 Fire Alarm Zone	8/524 Fire Alarm Zone	8/525 Fire Alarm Zone	8/526 Fire Alarm Zone	8/527 Fire Alarm Zone	8/528 Fire Alarm Zone
8/529 Fire Alarm Zone	8/530 Fire Alarm Zone	8/531 Fire Alarm Zone	8/532 Fire Alarm Zone	8/533 Fire Alarm Zone	8/534 Fire Alarm Zone
8/535 Fire Alarm Zone	8/536 Fire Alarm Zone	8/537 Fire Alarm Zone	8/538 Fire Alarm Zone	8/539 Fire Alarm Zone	8/540 Fire Alarm Zone
8/541 Fire Alarm Zone	8/542 Fire Alarm Zone	8/543 Fire Alarm Zone	8/544 Fire Alarm Zone	8/545 Fire Alarm Zone	8/546 Fire Alarm Zone
8/547 Fire Alarm Zone	8/548 Fire Alarm Zone	8/549 Fire Alarm Zone	8/550 Fire Alarm Zone	8/551 Fire Alarm Zone	8/552 Fire Alarm Zone
8/553 Fire Alarm Zone	8/554 Fire Alarm Zone	8/555 Fire Alarm Zone	8/556 Fire Alarm Zone	8/557 Fire Alarm Zone	8/558 Fire Alarm Zone
8/559 Fire Alarm Zone	8/560 Fire Alarm Zone	8/561 Fire Alarm Zone	8/562 Fire Alarm Zone	8/563 Fire Alarm Zone	8/564 Fire Alarm Zone
8/565 Fire Alarm Zone	8/566 Fire Alarm Zone	8/567 Fire Alarm Zone	8/568 Fire Alarm Zone	8/569 Fire Alarm Zone	8/570 Fire Alarm Zone
8/571 Fire Alarm Zone	8/572 Fire Alarm Zone	8/573 Fire Alarm Zone	8/574 Fire Alarm Zone	8/575 Fire Alarm Zone	8/576 Fire Alarm Zone
8/577 Fire Alarm Zone	8/578 Fire Alarm Zone	8/579 Fire Alarm Zone	8/580 Fire Alarm Zone	8/581 Fire Alarm Zone	8/582 Fire Alarm Zone
8/583 Fire Alarm Zone	8/584 Fire Alarm Zone	8/585 Fire Alarm Zone	8/586 Fire Alarm Zone	8/587 Fire Alarm Zone	8/588 Fire Alarm Zone
8/589 Fire Alarm Zone	8/590 Fire Alarm Zone	8/591 Fire Alarm Zone	8/592 Fire Alarm Zone	8/593 Fire Alarm Zone	8/594 Fire Alarm Zone
8/595 Fire Alarm Zone	8/596 Fire Alarm Zone	8/597 Fire Alarm Zone	8/598 Fire Alarm Zone	8/599 Fire Alarm Zone	8/600 Fire Alarm Zone



Project Title
 SHEPHERDS BAY - BUILDINGS 8 & 9
 20-36 Nancarrow Ave, 116-118 Bowden St, Meadowbank NSW 2114


Drawing Title
 GA Plan (Building 9B) - Typical Levels 03-05

M	18/11/15	AM	DA Submission
E	23/12/14	AM	DA - Client Review
D	25/11/14	AM	Issued For Information
Rev	Date	Approved by	Revision Notes
Scale	1:200 @A1	50% @A3	
Status	13067	GSD	
For Information	DA-113_030	M	





- 101 Balustrade, Type 1: Cantilevered frameless clear glass balustrade. Stainless steel non-load supporting top rail.
- 102 Balustrade, Type 2: Frameless clear glass balustrade fixed to solid spandrel panel.
- 103 Balustrade, Type 3: Solid spandrel. Painted finish as selected.
- 104 Balustrade, Type 4: Perforated metal, core fixed to top of slat edge.
- 105 Balustrade, Type 5: Perforated metal, core fixed to top of slat edge. 5a -
- 106 Brickwork, Type 1: Brickwork - dark colour.
- 107 Cladding, Type 1: Profiled metal cladding system.
- 108 Cladding, Type 2: Timber type cladding.
- 109 Cladding, Type 3: Flat metal cladding system.
- 110 Masonry, Type 1: Smooth finish. Colour as selected.
- 111 Masonry, Type 2: Congruated profile. Natural colour finish.
- 112 Glass, Clear, Type 1: Glass, clear to suit Basix and acoustic report requirements. Framing system, aluminium, powder coat finish. Framing colour
- 113 Glass, Clear, Type 2: Glass, clear to suit Basix and acoustic report requirements. Framing system, aluminium, powder coat finish. Framing colour
- 114 Glass, Clear, Type 3 (Shopfront Glazing): Glass, clear. Framing system, aluminium, powder coat finish. Framing colour
- 115 Screen, Type 1: Fixed, vertical screen, 150x50mm RHS. Framing system, aluminium powdercoat finish. Colour
- 116 Screen, Type 2: Perforated metal screen, pattern TBC.
- 117 Screen, Type 3: Fixed, full height vertical screen, 150x50mm RHS. Framing system, aluminium powdercoat finish. Colour
- 118 Screen, Type 4: Perforated metal screen, pattern TBC.
- 119 Screen, Type 5: Perforated metal screen, pattern TBC.
- 120 Screen, Type 6: Fixed, vertical screen, 150x50mm RHS. Framing system, aluminium powdercoat finish. Colour
- 121 Screen, Type 7: Fixed, full height vertical screen, 400x100mm RHS. Framing system, aluminium powdercoat finish. Colour
- 122 Screen, Type 8: Fixed, full height vertical screen, 25x100mm RHS. Framing system, aluminium powdercoat finish. Colour
- 123 Powder Coat Finish, Type 1: Colour to match Dulux 'Monument' or similar.
- 124 Powder Coat Finish, Type 2: Colour to match Dulux 'Eternity Titanium Pearl' or similar.
- 125 Powder Coat Finish, Type 3: Silver Anodised or similar.
- 126 Powder Coat Finish, Type 4: Colour to match Dulux 'Pookie Bear' or similar.
- 127 Powder Coat Finish, Type 5: Colour to match Dulux 'Seared Earth' or similar.
- 128 Powder Coat Finish, Type 6: Colour to match Dulux 'Centre' or similar.
- 129 Powder Coat Finish, Type 7: Colour to match Dulux 'Hokey Pokey' or similar.
- 130 Powder Coat Finish, Type 8: Colour to match Dulux 'Germania' or similar.
- 131 Powder Coat Finish, Type 9: Colour to match Dulux 'Butter Base' or similar.
- 132 Powder Coat Finish, Type 10: Colour to match Dulux 'Electro Golden Touch' or similar.
- 133 Powder Coat Finish, Type 11: Colour to match Dulux 'Totem Pole' or similar.
- 134 Paint Finish, Type 1: Colour to match Dulux 'Rococo' or similar.
- 135 Paint Finish, Type 1: Colour to match Dulux 'Namadi' or similar.
- 136 Paint Finish, Type 3: Colour to match Dulux 'Vanilla' or similar.
- 137 Paint Finish, Type 4: Colour to match Dulux 'Ploughed Earth' or similar.
- 138 Paint Finish, Type 5: Colour to match Dulux 'Clear Concrete' or similar.
- 139 Paint Finish, Type 6: Colour to match Dulux 'Excelsior' or similar.
- 140 Paint Finish, Type 7: Clear finish sealer to natural concrete or similar.
- 141 Paint Finish, Type 8: Colour to match Dulux 'Charcoal' or similar.
- 142 Paint Finish, Type 9: Colour to match PCF9 or similar.
- 143 Paint Finish, Type 10: Colour to match PCF9 or similar.
- 144 Paint Finish, Type 11: Colour to match PCF10- Dulux 'Charlie Horse' or similar.
- 145 Paint Finish, Type 12: Colour to match Dulux 'Natural white' or similar.
- 146 Paint Finish, Type 13: Colour to match Dulux 'Light Grey' or similar.



- 101 Balustrade, Type 1: Cantilevered frameless clear glass balustrade. Stainless steel non-load supporting top rail.
- 102 Balustrade, Type 2: Frameless clear glass balustrade fixed to solid spandrel panel.
- 103 Balustrade, Type 3: Solid spandrel. Painted finish as selected.
- 104 Balustrade, Type 4: Perforated metal, core fixed to top of slat edge. ■■■■■ - PCF(i), ■■■■■ - PCF(i)
- 105 Balustrade, Type 5: Perforated metal, core fixed to top of slat edge. 5a - ■■■■■
- 106 Brickwork, Type 1: Brickwork - dark colour.
- 107 Cladding, Type 1: Profiled metal cladding system.
- 108 Cladding, Type 2: Timber type cladding.
- 109 Cladding, Type 3: Flat metal cladding system.
- 110 Masonry, Type 1: Smooth finish. Colour as selected.
- 111 Masonry, Type 2: Masonry, Type 2: Corrugated profile. Natural colour finish.
- 112 Glass, Clear, Type 1: Glass, clear to suit Basix and acoustic report requirements. Framing system, aluminium, powder coat finish. Framing colour ■■■■■
- 113 Glass, Clear, Type 2: Glass, clear to suit Basix and acoustic report requirements. Framing system, aluminium, powder coat finish. Framing colour ■■■■■
- 114 Glass, Clear, Type 3 (Shopfront Glazing): Glass, clear. Framing system, aluminium, powder coat finish. Framing colour ■■■■■
- 115 Screen, Type 1: Fixed, vertical screen, 150x50mm RHS. Framing system, aluminium powdercoat finish. Colour ■■■■■ PCF9, ■■■■■ PCF10, ■■■■■ PCF2.
- 116 Screen, Type 2: Perforated metal screen, pattern TBC. ■■■■■ PCF4, ■■■■■ PCF5, ■■■■■ PCF6, ■■■■■ PCF7, ■■■■■ PCF8
- 117 Screen, Type 3: Fixed, full height vertical screen, 150x50mm RHS. Framing system, aluminium powdercoat finish. Colour ■■■■■ PCF2
- 118 Screen, Type 4: Perforated metal screen, pattern TBC. ■■■■■ PCF9
- 119 Screen, Type 5: Perforated metal screen, pattern TBC. ■■■■■ PCF10.
- 120 Screen, Type 6: Fixed, vertical screen, 150x50mm RHS. Framing system, aluminium powdercoat finish. Colour ■■■■■ PCF4, ■■■■■ PCF5, ■■■■■ PCF6.
- 121 Screen, Type 7: Fixed, full height vertical screen, 400x100mm RHS. Framing system, aluminium powdercoat finish. Colour ■■■■■ PCF3, ■■■■■ PCF11
- 122 Screen, Type 8: Fixed, full height vertical screen, 25x100mm RHS. Framing system, aluminium powdercoat finish. Colour ■■■■■ PCF3
- 123 Powder Coat Finish, Type 1: Colour to match Dulux 'Monument' or similar.
- 124 Powder Coat Finish, Type 2: Colour to match Dulux 'Eternity Titanium Pearl' or similar.
- 125 Powder Coat Finish, Type 3: Silver Anodised or similar.
- 126 Powder Coat Finish, Type 4: Colour to match Dulux 'Pookie Bear' or similar.
- 127 Powder Coat Finish, Type 5: Colour to match Dulux 'Seared Earth' or similar.
- 128 Powder Coat Finish, Type 6: Colour to match Dulux 'Centre' or similar.
- 129 Powder Coat Finish, Type 7: Colour to match Dulux 'Hokey Pokey' or similar.
- 130 Powder Coat Finish, Type 8: Colour to match Dulux 'Germania' or similar.
- 131 Powder Coat Finish, Type 9: Colour to match Dulux 'Butter Base' or similar.
- 132 Powder Coat Finish, Type 10: Colour to match Dulux 'Electro Golden Touch' or similar.
- 133 Powder Coat Finish, Type 11: Colour to match Dulux 'Totem Pole' or similar.
- 134 Paint Finish, Type 1: Colour to match Dulux 'Rococo' or similar.
- 135 Paint Finish, Type 1: Colour to match Dulux 'Namadi' or similar.
- 136 Paint Finish, Type 3: Colour to match Dulux 'Vanilla' or similar.
- 137 Paint Finish, Type 4: Colour to match Dulux 'Ploughed Earth' or similar.
- 138 Paint Finish, Type 5: Colour to match Dulux 'Clear Concrete' or similar.
- 139 Paint Finish, Type 6: Colour to match Dulux 'Excelsior' or similar.
- 140 Paint Finish, Type 7: Clear finish sealer to natural concrete or similar.
- 141 Paint Finish, Type 8: Colour to match Dulux 'Charcoal' or similar.
- 142 Paint Finish, Type 9: Colour to match PCF9 or similar.
- 143 Paint Finish, Type 10: Colour to match PCF9 or similar.
- 144 Paint Finish, Type 11: Colour to match Dulux 'Charlie Horse' or similar.
- 145 Paint Finish, Type 12: Colour to match Dulux 'Natural White' or similar.
- 146 Paint Finish, Type 13: Colour to match Dulux 'Light Grey' or similar.




- 101 Balustrade, Type 1: Cantilevered frameless clear glass balustrade. Stainless steel non-load supporting top rail.
- 102 Balustrade, Type 2: Frameless clear glass balustrade fixed to solid spandrel panel.
- 103 Balustrade, Type 3: Solid spandrel. Painted finish as selected.
- 104 Balustrade, Type 4: Perforated metal, core fixed to top of slat edge. ■■■■■ - PCF(i) ■■■■■ - PCF(i)
- 105 Balustrade, Type 5: Perforated metal, core fixed to top of slat edge. 5a - ■■■■■
- 106 Brickwork, Type 1: Brickwork - dark colour.
- 107 Cladding, Type 1: Profiled metal cladding system.
- 108 Cladding, Type 2: Timber type cladding.
- 109 Cladding, Type 3: Flat metal cladding system.
- 110 Masonry, Type 1: Smooth finish. Colour as selected.
- 111 Masonry, Type 2: Masonry, Type 2: Corrugated profile. Natural colour finish.
- 112 Glass, Clear, Type 1: Glass, clear to suit Basix and acoustic report requirements. Framing system, aluminium, powder coat finish. Framing colour ■■■■■
- 113 Glass, Clear, Type 2: Glass, clear to suit Basix and acoustic report requirements. Framing system, aluminium, powder coat finish. Framing colour ■■■■■
- 114 Glass, Clear, Type 3 (Shopfront Glazing): Glass, clear. Framing system, aluminium, powder coat finish. Framing colour ■■■■■
- 115 Screen, Type 1: Fixed, vertical screen, 150x50mm RHS. Framing system, aluminium powdercoat finish. Colour ■■■■■ PCF9, ■■■■■ PCF10, ■■■■■ PCF2.
- 116 Screen, Type 2: Perforated metal screen, pattern TBC. ■■■■■ PCF4, ■■■■■ PCF5, ■■■■■ PCF6, ■■■■■ PCF7, ■■■■■ PCF8
- 117 Screen, Type 3: Fixed, full height vertical screen, 150x50mm RHS. Framing system, aluminium powdercoat finish. Colour ■■■■■ PCF2
- 118 Screen, Type 4: Perforated metal screen, pattern TBC. ■■■■■ PCF9
- 119 Screen, Type 5: Perforated metal screen, pattern TBC. ■■■■■ PCF10.
- 120 Screen, Type 6: Fixed, vertical screen, 150x50mm RHS. Framing system, aluminium powdercoat finish. Colour ■■■■■ PCF4, ■■■■■ PCF5, ■■■■■ PCF6.
- 121 Screen, Type 7: Fixed, full height vertical screen, 400x100mm RHS. Framing system, aluminium powdercoat finish. Colour ■■■■■ PCF3, ■■■■■ PCF11
- 122 Screen, Type 8: Fixed, full height vertical screen, 25x100mm RHS. Framing system, aluminium powdercoat finish. Colour ■■■■■ PCF3
- 123 Powder Coat Finish, Type 1: Colour to match Dulux 'Monument' or similar.
- 124 Powder Coat Finish, Type 2: Colour to match Dulux 'Eternity Titanium Pearl' or similar.
- 125 Powder Coat Finish, Type 3: Silver Anodised or similar.
- 126 Powder Coat Finish, Type 4: Colour to match Dulux 'Pookie Bear' or similar.
- 127 Powder Coat Finish, Type 5: Colour to match Dulux 'Seared Earth' or similar.
- 128 Powder Coat Finish, Type 6: Colour to match Dulux 'Centre' or similar.
- 129 Powder Coat Finish, Type 7: Colour to match Dulux 'Hokey Hokey' or similar.
- 130 Powder Coat Finish, Type 8: Colour to match Dulux 'Germania' or similar.
- 131 Powder Coat Finish, Type 9: Colour to match Dulux 'Butter Base' or similar.
- 132 Powder Coat Finish, Type 10: Colour to match Dulux 'Electro Golden Touch' or similar.
- 133 Powder Coat Finish, Type 11: Colour to match Dulux 'Totem Pole' or similar.
- 134 Paint Finish, Type 1: Colour to match Dulux 'Ricochet' or similar.
- 135 Paint Finish, Type 1: Colour to match Dulux 'Namadi' or similar.
- 136 Paint Finish, Type 3: Colour to match Dulux 'Vanilla' or similar.
- 137 Paint Finish, Type 4: Colour to match Dulux 'Ploughed Earth' or similar.
- 138 Paint Finish, Type 5: Colour to match Dulux 'Clear Concrete' or similar.
- 139 Paint Finish, Type 6: Colour to match Dulux 'Excelsior' or similar.
- 140 Paint Finish, Type 7: Clear finish sealer to natural concrete or similar.
- 141 Paint Finish, Type 8: Colour to match Dulux 'Charcoal' or similar.
- 142 Paint Finish, Type 9: Colour to match PCF9 or similar.
- 143 Paint Finish, Type 10: Colour to match PCF9 or similar.
- 144 Paint Finish, Type 11: Colour to match PCF10- Dulux 'Charlie Horse' or similar.
- 145 Paint Finish, Type 12: Colour to match Dulux 'Natural White' or similar.
- 146 Paint Finish, Type 13: Colour to match Dulux 'Light Grey' or similar.



- 101 Balustrade, Type 1: Cantilevered frameless clear glass | alustrade. Stainless steel non-load supporting top rail.
- 102 Balustrade, Type 2: Frameless clear glass | alustrade fixed to solid spandrel panel.
- 103 Balustrade, Type 3: Solid spandrel. Painted finish as selected.
- 104 Balustrade, Type 4: Perforated metal, core fixed to top of slat edge. ■■■■■ - PCF(i) | ■■■■■ - PCF(i)
- 105 Balustrade, Type 5: Perforated metal, core fixed to top of slat edge. 5a - ■■■■■
- 106 Brickwork, Type 1: Brickwork - dark colour.
- 107 Cladding, Type 1: Profiled metal cladding system.
- 108 Cladding, Type 2: Timber type cladding.
- 109 Cladding, Type 3: Flat metal cladding system.
- 110 Masonry, Type 1: Smooth finish. Colour as selected.
- 111 Masonry, Type 2: Corrugated profile. Natural colour finish.
- 112 Glass, Clear, Type 1: Glass, clear to suit Basix and acoustic report requirements. Framing system, aluminium, powder coat finish. Framing colour ■■■■■
- 113 Glass, Clear, Type 2: Glass, clear to suit Basix and acoustic report requirements. Framing system, aluminium powdercoat finish. Colour ■■■■■
- 114 Glass, Clear, Type 3 (Shopfront Glazing): Glass, clear. Framing system, aluminium, powder coat finish. Framing colour ■■■■■
- 115 Screen, Type 1: Fixed, vertical screen, 150x50mm RHS. Framing system, aluminium powdercoat finish. Colour ■■■■■ PCF2, ■■■■■ PCF9, ■■■■■ PCF10, ■■■■■ PCF2.
- 116 Screen, Type 2: Perforated metal screen, pattern TBC. ■■■■■ PCF4, ■■■■■ PCF5, ■■■■■ PCF6, ■■■■■ PCF7, ■■■■■ PCF8
- 117 Screen, Type 3: Fixed, full height vertical screen, 150x50mm RHS. Framing system, aluminium powdercoat finish. Colour ■■■■■ PCF2
- 118 Screen, Type 4: Perforated metal screen, pattern TBC. ■■■■■ PCF9.
- 119 Screen, Type 5: Perforated metal screen, pattern TBC. ■■■■■ PCF10.
- 120 Screen, Type 6: Fixed, vertical screen, 150x50mm RHS. Framing system, aluminium powdercoat finish. Colour ■■■■■ PCF4, ■■■■■ PCF5, ■■■■■ PCF6.
- 121 Screen, Type 7: Fixed, full height vertical screen, 400x100mm RHS. Framing system, aluminium powdercoat finish. Colour ■■■■■ PCF3, ■■■■■ PCF11
- 122 Screen, Type 8: Fixed, full height vertical screen, 25x100mm RHS. Framing system, aluminium powdercoat finish. Colour ■■■■■ PCF3
- 123 Powder Coat Finish, Type 1: Colour to match Dulux 'Monument' or similar.
- 124 Powder Coat Finish, Type 2: Colour to match Dulux 'Eternity Titanium Pearl' or similar.
- 125 Powder Coat Finish, Type 3: Silver Anodised or similar.
- 126 Powder Coat Finish, Type 4: Colour to match Dulux 'Pookie Bear' or similar.
- 127 Powder Coat Finish, Type 5: Colour to match Dulux 'Seared Earth' or similar.
- 128 Powder Coat Finish, Type 6: Colour to match Dulux 'Centre' or similar.
- 129 Powder Coat Finish, Type 7: Colour to match Dulux 'Hokey Pokey' or similar.
- 130 Powder Coat Finish, Type 8: Colour to match Dulux 'Germania' or similar.
- 131 Powder Coat Finish, Type 9: Colour to match Dulux 'Butter Base' or similar.
- 132 Powder Coat Finish, Type 10: Colour to match Dulux 'Electro Golden Touch' or similar.
- 133 Powder Coat Finish, Type 11: Colour to match Dulux 'Totem Pole' or similar.
- 134 Paint Finish, Type 1: Colour to match Dulux 'Ricochet' or similar.
- 135 Paint Finish, Type 1: Colour to match Dulux 'Namadi' or similar.
- 136 Paint Finish, Type 3: Colour to match Dulux 'Vanilla | uake or similar.
- 137 Paint Finish, Type 4: Colour to match Dulux 'Ploughed Earth' or similar.
- 138 Paint Finish, Type 5: Colour to match Dulux 'Clear Concrete' or similar.
- 139 Paint Finish, Type 6: Colour to match Dulux 'Excelsior' or similar.
- 140 Paint Finish, Type 7: Clear finish sealer to natural concrete or similar.
- 141 Paint Finish, Type 8: Colour to match Dulux 'Charcoal' or similar.
- 142 Paint Finish, Type 9: Colour to match PCF9 or similar.
- 143 Paint Finish, Type 10: Colour to match PCF9 or similar.
- 144 Paint Finish, Type 11: Colour to match PCF10- Dulux 'Charlie Horse' or similar.
- 145 Paint Finish, Type 12: Colour to match Dulux 'Natural white' or similar.
- 146 Paint Finish, Type 13: Colour to match Dulux 'Light Grey' or similar.



- Balustrade, Type 1: Cantilevered frameless clear glass balustrade. Stainless steel non-load supporting top rail.
- Balustrade, Type 2: Frameless clear glass balustrade fixed to solid spandrel panel.
- Balustrade, Type 3: Solid spandrel. Painted finish as selected.
- Balustrade, Type 4: Perforated metal, core fixed to top of slat edge. ■■■■■ - PCF(i) ■■■■■ - PCF(i)
- Balustrade, Type 5: Perforated metal, core fixed to top of slat edge. 5a - ■■■■■
- Brickwork, Type 1: Brickwork - dark colour.
- Cladding, Type 1: Profiled metal cladding system.
- Cladding, Type 2: Timber type cladding.
- Cladding, Type 3: Flat metal cladding system.
- Masonry, Type 1: Smooth finish. Colour as selected.
- Masonry, Type 2: Masonry, Type 2: Brickwork - dark colour.
- Glass, Clear, Type 1: Glass, clear to suit Basix and acoustic report requirements. Framing system, aluminium, powder coat finish. Framing colour ■■■■■
- Glass, Clear, Type 2: Glass, clear to suit Basix and acoustic report requirements. Framing system, aluminium, powder coat finish. Framing colour ■■■■■
- Glass, Clear, Type 3 (Shopfront Glazing): Glass, clear. Framing system, aluminium, powder coat finish. Framing colour ■■■■■
- Screen, Type 1: Fixed, vertical screen, 150x50mm RHS. Framing system, aluminium powdercoat finish. Colour ■■■■■ PCF9, ■■■■■ PCF10, ■■■■■ PCF2.
- Screen, Type 2: Perforated metal screen, pattern TBC. ■■■■■ PCF4, ■■■■■ PCF5, ■■■■■ PCF6, ■■■■■ PCF7, ■■■■■ PCF8
- Screen, Type 3: Fixed, full height vertical screen, 150x50mm RHS. Framing system, aluminium powdercoat finish. Colour ■■■■■ PCF2
- Screen, Type 4: Perforated metal screen, pattern TBC. ■■■■■ PCF9
- Screen, Type 5: Perforated metal screen, pattern TBC. ■■■■■ PCF10.
- Screen, Type 6: Fixed, vertical screen, 150x50mm RHS. Framing system, aluminium powdercoat finish. Colour ■■■■■ PCF4, ■■■■■ PCF5, ■■■■■ PCF6.
- Screen, Type 7: Fixed, full height vertical screen, 400x100mm RHS. Framing system, aluminium powdercoat finish. Colour ■■■■■ PCF3, ■■■■■ PCF11
- Screen, Type 8: Fixed, full height vertical screen, 25x100mm RHS. Framing system, aluminium powdercoat finish. Colour ■■■■■ PCF3
- Powder Coat Finish, Type 1: Colour to match Dulux 'Monument' or similar.
- Powder Coat Finish, Type 2: Colour to match Dulux 'Eternity Titanium Pearl' or similar.
- Powder Coat Finish, Type 3: Silver Anodised or similar.
- Powder Coat Finish, Type 4: Colour to match Dulux 'Pookie Bear' or similar.
- Powder Coat Finish, Type 5: Colour to match Dulux 'Seared Earth' or similar.
- Powder Coat Finish, Type 6: Colour to match Dulux 'Centre' or similar.
- Powder Coat Finish, Type 7: Colour to match Dulux 'Hokey Pokey' or similar.
- Powder Coat Finish, Type 8: Colour to match Dulux 'Germania' or similar.
- Powder Coat Finish, Type 9: Colour to match Dulux 'Butter Base' or similar.
- Powder Coat Finish, Type 10: Colour to match Dulux 'Electro Golden Touch' or similar.
- Powder Coat Finish, Type 11: Colour to match Dulux 'Totem Pole' or similar.
- Paint Finish, Type 1: Colour to match Dulux 'Ricochet' or similar.
- Paint Finish, Type 1: Colour to match Dulux 'Namadi' or similar.
- Paint Finish, Type 3: Colour to match Dulux 'Vanilla' or similar.
- Paint Finish, Type 4: Colour to match Dulux 'Ploughed Earth' or similar.
- Paint Finish, Type 5: Colour to match Dulux 'Clear Concrete' or similar.
- Paint Finish, Type 6: Colour to match Dulux 'Excelsior' or similar.
- Paint Finish, Type 7: Clear finish sealer to natural concrete or similar.
- Paint Finish, Type 8: Colour to match Dulux 'Charcoal' or similar.
- Paint Finish, Type 9: Colour to match PCF9 or similar.
- Paint Finish, Type 10: Colour to match PCF9 or similar.
- Paint Finish, Type 11: Colour to match PCF10- Dulux 'Charlie Horse' or similar.
- Paint Finish, Type 12: Colour to match Dulux 'Natural white' or similar.
- Paint Finish, Type 13: Colour to match Dulux 'Light Grey' or similar.



- 101 Balustrade, Type 1: Cantilevered frameless clear glass / alustrade. Stainless steel non-load supporting top rail.
- 102 Balustrade, Type 2: Frameless clear glass / alustrade fixed to solid spandrel panel.
- 103 Balustrade, Type 3: Solid spandrel. Painted finish as selected.
- 104 Balustrade, Type 4: Perforated metal, core fixed to top of slat edge. ■■■■■ - PCF(i) ■■■■■ - PCF(i)
- 105 Balustrade, Type 5: Perforated metal, core fixed to top of slat edge. 5a - ■■■■■
- 106 Brickwork, Type 1: Brickwork - dark colour.
- 107 Cladding, Type 1: Profiled metal cladding system.
- 108 Cladding, Type 2: Timber type cladding.
- 109 Cladding, Type 3: Flat metal cladding system.
- 110 Masonry, Type 1: Smooth finish. Colour as selected.
- 111 Masonry, Type 2: Corrugated profile. Natural colour finish.
- 112 Glass, Clear, Type 1: Glass, clear to suit Basix and acoustic report requirements. Framing system, aluminium, powder coat finish. Framing colour ■■■■■
- 113 Glass, Clear, Type 2: Glass, clear to suit Basix and acoustic report requirements. Framing system, aluminium, powder coat finish. Framing colour ■■■■■
- 114 Glass, Clear, Type 3 (Shopfront Glazing): Glass, clear. Framing system, aluminium, powder coat finish. Framing colour ■■■■■
- 115 Screen, Type 1: Fixed, vertical screen, 150x50mm RHS. Framing system, aluminium powdercoat finish. Colour ■■■■■ PCF9, ■■■■■ PCF10, ■■■■■ PCF2.
- 116 Screen, Type 2: Perforated metal screen, pattern TBC. ■■■■■ PCF4, ■■■■■ PCF5, ■■■■■ PCF6, ■■■■■ PCF7, ■■■■■ PCF8
- 117 Screen, Type 3: Fixed, full height vertical screen, 150x50mm RHS. Framing system, aluminium powdercoat finish. Colour ■■■■■ PCF2
- 118 Screen, Type 4: Perforated metal screen, pattern TBC. ■■■■■ PCF9, ■■■■■ PCF10.
- 119 Screen, Type 5: Perforated metal screen, pattern TBC. ■■■■■ PCF10.
- 120 Screen, Type 6: Fixed, vertical screen, 150x50mm RHS. Framing system, aluminium powdercoat finish. Colour ■■■■■ PCF4, ■■■■■ PCF5, ■■■■■ PCF6.
- 121 Screen, Type 7: Fixed, full height vertical screen, 400x100mm RHS. Framing system, aluminium powdercoat finish. Colour ■■■■■ PCF3, ■■■■■ PCF11
- 122 Screen, Type 8: Fixed, full height vertical screen, 25x100mm RHS. Framing system, aluminium powdercoat finish. Colour ■■■■■ PCF3
- 123 Powder Coat Finish, Type 1: Colour to match Dulux 'Monument' or similar.
- 124 Powder Coat Finish, Type 2: Colour to match Dulux 'Eternity Titanium Pearl' or similar.
- 125 Powder Coat Finish, Type 3: Silver Anodised or similar.
- 126 Powder Coat Finish, Type 4: Colour to match Dulux 'Pookie Bear' or similar.
- 127 Powder Coat Finish, Type 5: Colour to match Dulux 'Seared Earth' or similar.
- 128 Powder Coat Finish, Type 6: Colour to match Dulux 'Centre' or similar.
- 129 Powder Coat Finish, Type 7: Colour to match Dulux 'Hokey Pokey' or similar.
- 130 Powder Coat Finish, Type 8: Colour to match Dulux 'Germania' or similar.
- 131 Powder Coat Finish, Type 9: Colour to match Dulux 'Butter Base' or similar.
- 132 Powder Coat Finish, Type 10: Colour to match Dulux 'Electro Golden Touch' or similar.
- 133 Powder Coat Finish, Type 11: Colour to match Dulux 'Totem Pole' or similar.
- 134 Paint Finish, Type 1: Colour to match Dulux 'Ricochet' or similar.
- 135 Paint Finish, Type 1: Colour to match Dulux 'Namadi' or similar.
- 136 Paint Finish, Type 3: Colour to match Dulux 'Vanilla' or similar.
- 137 Paint Finish, Type 4: Colour to match Dulux 'Ploughed Earth' or similar.
- 138 Paint Finish, Type 5: Colour to match Dulux 'Clear Concrete' or similar.
- 139 Paint Finish, Type 6: Colour to match Dulux 'Excelsior' or similar.
- 140 Paint Finish, Type 7: Clear finish sealer to natural concrete or similar.
- 141 Paint Finish, Type 8: Colour to match Dulux 'Charcoal' or similar.
- 142 Paint Finish, Type 9: Colour to match PCF9 or similar.
- 143 Paint Finish, Type 10: Colour to match PCF9 or similar.
- 144 Paint Finish, Type 11: Colour to match Dulux 'Charlie Horse' or similar.
- 145 Paint Finish, Type 12: Colour to match Dulux 'Natural white' or similar.
- 146 Paint Finish, Type 13: Colour to match Dulux 'Light Grey' or similar.

Suite 2/2-4 Giffnock Avenue, Macquarie Park NSW 2113
 T 02 9689 5540

Internal marks shown are indicative only for information purposes and are not to be used for further design development and change.
 Window markers, if shown, are indicative only.
 Level markers, if shown, are indicative only.
 All dimensions and levels shown are approximate.
 Any fixtures included are indicative only and are not to be used for further design development and change.
 Annotations shown on this file are indicative only and are not to be used for further design development and change.
 Storage annotations and notes are not necessarily shown on the drawings and are not to be used for design development and change.

Project Title: 20-36 Nancarrow Ave, 116-118 Bowden St, Meadowbank NSW 2114
 Drawing Title:

M	16/11/15	ANM	DA Submission
A	23/12/14	ANM	DA - Client Review
Rev:	Date	Approved by:	Revision Notes
Scale:		Product No.:	
Status:		Dwg No.:	
Drawn by:		Rev:	

Turner
 Level 1, 413 Crown Street, Sydney NSW 2010
 T +61 2 8668 0000 F +61 2 8668 0088
 turnerinfo.com.au



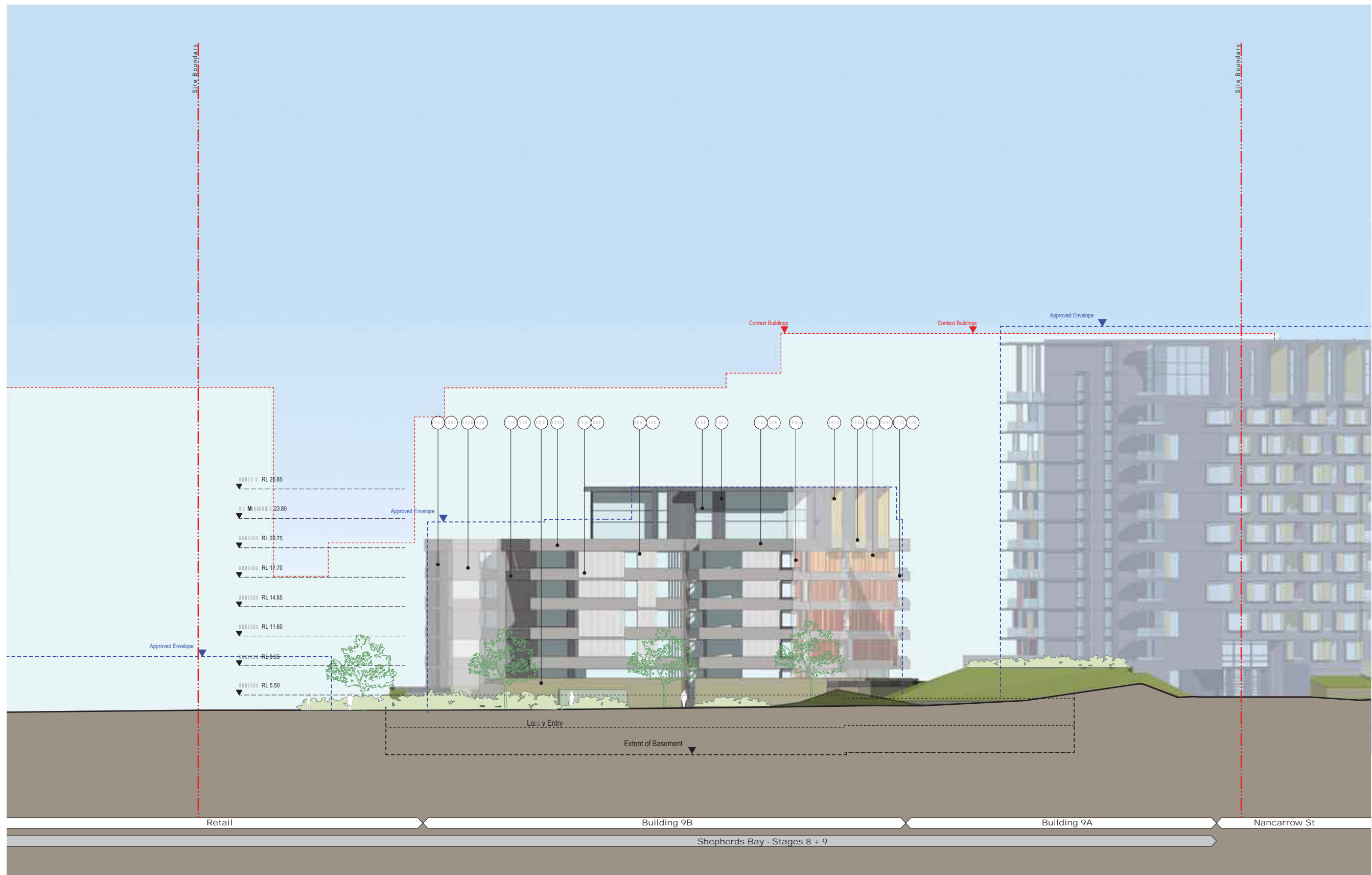
- Balustrade, Type 1: Cantilevered frameless clear glass / alustrade. Stainless steel non-load supporting top rail.
- Balustrade, Type 2: Frameless clear glass / alustrade fixed to solid spandrel panel.
- Balustrade, Type 3: Solid spandrel. Painted finish as selected.
- Balustrade, Type 4: Perforated metal, core fixed to top of slat edge. ■■■■■ - PCF(i) ■■■■■ - PCF(i)
- Balustrade, Type 5: Perforated metal, core fixed to top of slat edge. 5a - ■■■■■
- Brickwork, Type 1: Brickwork - dark colour.
- Cladding, Type 1: Profiled metal cladding system.
- Cladding, Type 2: Tim: er type cladding.
- Cladding, Type 3: Flat metal cladding system.
- Masonry, Type 1: Smooth finish. Colour as selected.
- Masonry, Type 2: Masonry, Type 2: Corrugated profile. Natural colour finish.
- Glass, Clear, Type 1: Glass, clear to suit Basix and acoustic report requirements. Framing system, aluminium, powder coat finish. Framing colour ■■■■■
- Glass, Clear, Type 2: Glass, clear to suit Basix and acoustic report requirements. Framing system, aluminium, powder coat finish. Framing colour ■■■■■
- Glass, Clear, Type 3 (Shopfront Glazing): Glass, clear. Framing system, aluminium, powder coat finish. Framing colour ■■■■■
- Screen, Type 1: Fixed, vertical screen, 150x50mm RHS. Framing system, aluminium powdercoat finish. Colour ■■■■■ PCF9, ■■■■■ PCF10, ■■■■■ PCF2.
- Screen, Type 2: Perforated metal screen, pattern TBC. ■■■■■ PCF4, ■■■■■ PCF5, ■■■■■ PCF6, ■■■■■ PCF7, ■■■■■ PCF8
- Screen, Type 3: Fixed, full height vertical screen, 150x50mm RHS. Framing system, aluminium powdercoat finish. Colour ■■■■■ PCF2
- Screen, Type 4: Perforated metal screen, pattern TBC. ■■■■■ PCF9,
- Screen, Type 5: Perforated metal screen, pattern TBC. ■■■■■ PCF10,
- Screen, Type 6: Fixed, vertical screen, 150x50mm RHS. Framing system, aluminium powdercoat finish. Colour ■■■■■ PCF4, ■■■■■ PCF5, ■■■■■ PCF6,
- Screen, Type 7: Fixed, full height vertical screen, 400x100mm RHS. Framing system, aluminium powdercoat finish. Colour ■■■■■ PCF3, ■■■■■ PCF11
- Screen, Type 8: Fixed, full height vertical screen, 25x100mm RHS. Framing system, aluminium powdercoat finish. Colour ■■■■■ PCF3
- Powder Coat Finish, Type 1: Colour to match Dulux 'Monument' or similar.
- Powder Coat Finish, Type 2: Colour to match Dulux 'Eternity Titanium Pearl' or similar.
- Powder Coat Finish, Type 3: Silver Anodised or similar.
- Powder Coat Finish, Type 4: Colour to match Dulux 'Pookie Bear' or similar.
- Powder Coat Finish, Type 5: Colour to match Dulux 'Seared Earth' or similar.
- Powder Coat Finish, Type 6: Colour to match Dulux 'Centre' or similar.
- Powder Coat Finish, Type 7: Colour to match Dulux 'Hokey Hokey' or similar.
- Powder Coat Finish, Type 8: Colour to match Dulux 'Germania' or similar.
- Powder Coat Finish, Type 9: Colour to match Dulux 'Butter Base' or similar.
- Powder Coat Finish, Type 10: Colour to match Dulux 'Electro Golden Touch' or similar.
- Powder Coat Finish, Type 11: Colour to match Dulux 'Totem Pole' or similar.
- Paint Finish, Type 1: Colour to match Dulux 'Ricochet' or similar.
- Paint Finish, Type 1: Colour to match Dulux 'Namadi' or similar.
- Paint Finish, Type 3: Colour to match Dulux 'Vanilla i uake or similar.
- Paint Finish, Type 4: Colour to match Dulux 'Ploughed Earth' or similar.
- Paint Finish, Type 5: Colour to match Dulux 'Clear Concrete' or similar.
- Paint Finish, Type 6: Colour to match Dulux 'Excelsior' or similar.
- Paint Finish, Type 7: Clear finish sealer to natural concrete or similar.
- Paint Finish, Type 8: Colour to match Dulux 'Charcoal' or similar.
- Paint Finish, Type 9: Colour to match PCF9 or similar.
- Paint Finish, Type 10: Colour to match PCF9 or similar.
- Paint Finish, Type 11: Colour to match Dulux 'Charlie Horse' or similar.
- Paint Finish, Type 12: Colour to match Dulux 'Natural white' or similar.
- Paint Finish, Type 13: Colour to match Dulux 'Light Grey' or similar.



- 1 Balustrade, Type 1: Cantilevered frameless clear glass balustrade. Stainless steel non-load supporting top rail.
- 2 Balustrade, Type 2: Frameless clear glass balustrade fixed to solid spandrel panel.
- 3 Balustrade, Type 3: Solid spandrel. Painted finish as selected.
- 4 Balustrade, Type 4: Perforated metal, core fixed to top of slat edge. ■■■■■ - PCF(i), ■■■■■ - PCF(i)
- 5 Balustrade, Type 5: Perforated metal, core fixed to top of slat edge. 5a - ■■■■■
- 6 Brickwork, Type 1: Brickwork - dark colour.
- 7 Cladding, Type 1: Profiled metal cladding system.
- 8 Cladding, Type 2: Timber type cladding.
- 9 Cladding, Type 3: Flat metal cladding system.
- 10 Masonry, Type 1: Smooth finish. Colour as selected.
- 11 Masonry, Type 2: Corrugated profile. Natural colour finish.
- 12 Glass, Clear, Type 1: Glass, clear to suit Basix and acoustic report requirements. Framing system, aluminium, powder coat finish. Framing colour ■■■■■
- 13 Glass, Clear, Type 2: Glass, clear to suit Basix and acoustic report requirements. Framing system, aluminium, powder coat finish. Framing colour ■■■■■
- 14 Glass, Clear, Type 3 (Shopfront Glazing): Glass, clear. Framing system, aluminium, powder coat finish. Framing colour ■■■■■
- 15 Screen, Type 1: Fixed, vertical screen, 150x50mm RHS. Framing system, aluminium powdercoat finish. Colour ■■■■■ PCF9, ■■■■■ PCF10, ■■■■■ PCF2.
- 16 Screen, Type 2: Perforated metal screen, pattern TBC. ■■■■■ PCF4, ■■■■■ PCF5, ■■■■■ PCF6, ■■■■■ PCF7, ■■■■■ PCF8
- 17 Screen, Type 3: Fixed, full height vertical screen, 150x50mm RHS. Framing system, aluminium powdercoat finish. Colour ■■■■■ PCF2
- 18 Screen, Type 4: Perforated metal screen, pattern TBC. ■■■■■ PCF9
- 19 Screen, Type 5: Perforated metal screen, pattern TBC. ■■■■■ PCF10.
- 20 Screen, Type 6: Fixed, vertical screen, 150x50mm RHS. Framing system, aluminium powdercoat finish. Colour ■■■■■ PCF4, ■■■■■ PCF5, ■■■■■ PCF6.
- 21 Screen, Type 7: Fixed, full height vertical screen, 400x100mm RHS. Framing system, aluminium powdercoat finish. Colour ■■■■■ PCF3, ■■■■■ PCF11
- 22 Screen, Type 8: Fixed, full height vertical screen, 25x100mm RHS. Framing system, aluminium powdercoat finish. Colour ■■■■■ PCF3
- 23 Powder Coat Finish, Type 1: Colour to match Dulux 'Monument' or similar.
- 24 Powder Coat Finish, Type 2: Colour to match Dulux 'Eternity Titanium Pearl' or similar.
- 25 Powder Coat Finish, Type 3: Silver Anodised or similar.
- 26 Powder Coat Finish, Type 4: Colour to match Dulux 'Pookie Bear' or similar.
- 27 Powder Coat Finish, Type 5: Colour to match Dulux 'Seared Earth' or similar.
- 28 Powder Coat Finish, Type 6: Colour to match Dulux 'Centre' or similar.
- 29 Powder Coat Finish, Type 7: Colour to match Dulux 'Hokey Pokey' or similar.
- 30 Powder Coat Finish, Type 8: Colour to match Dulux 'Germania' or similar.
- 31 Powder Coat Finish, Type 9: Colour to match Dulux 'Butter Base' or similar.
- 32 Powder Coat Finish, Type 10: Colour to match Dulux 'Electro Golden Touch' or similar.
- 33 Powder Coat Finish, Type 11: Colour to match Dulux 'Totem Pole' or similar.
- 34 Paint Finish, Type 1: Colour to match Dulux 'Ricochet' or similar.
- 35 Paint Finish, Type 1: Colour to match Dulux 'Namadi' or similar.
- 36 Paint Finish, Type 3: Colour to match Dulux 'Vanilla' or similar.
- 37 Paint Finish, Type 4: Colour to match Dulux 'Ploughed Earth' or similar.
- 38 Paint Finish, Type 5: Colour to match Dulux 'Clear Concrete' or similar.
- 39 Paint Finish, Type 6: Colour to match Dulux 'Excelsior' or similar.
- 40 Paint Finish, Type 7: Clear finish sealer to natural concrete or similar.
- 41 Paint Finish, Type 8: Colour to match Dulux 'Charcoal' or similar.
- 42 Paint Finish, Type 9: Colour to match PCF9 or similar.
- 43 Paint Finish, Type 10: Colour to match PCF9 or similar.
- 44 Paint Finish, Type 11: Colour to match Dulux 'Charlie Horse' or similar.
- 45 Paint Finish, Type 12: Colour to match Dulux 'Natural white' or similar.
- 46 Paint Finish, Type 13: Colour to match Dulux 'Light Grey' or similar.




- 101 Balustrade, Type 1: Cantilevered frameless clear glass balustrade. Stainless steel non-load supporting top rail.
- 102 Balustrade, Type 2: Frameless clear glass balustrade fixed to solid spandrel panel.
- 103 Balustrade, Type 3: Solid spandrel. Painted finish as selected.
- 104 Balustrade, Type 4: Perforated metal core fixed to top of slat edge. ■■■■■-PCF(i) ■■■■■-PCF(i)
- 105 Balustrade, Type 5: Perforated metal core fixed to top of slat edge. 5a-■■■■■
- 106 Brickwork Type 1: Brickwork - dark colour.
- 107 Cladding, Type 1: Profiled metal cladding system.
- 108 Cladding, Type 2: Timber type cladding.
- 109 Cladding, Type 3: Flat metal cladding system.
- 110 Masonry, Type 1: Smooth finish. Colour as selected.
- 111 Masonry, Type 2: Corrugated profile. Natural colour finish.
- 112 Glass, Clear, Type 1: Glass, clear to suit Basix and acoustic report requirements. Framing system, aluminium, powder coat finish. Framing colour ■■■■■
- 113 Glass, Clear, Type 2: Glass, clear to suit Basix and acoustic report requirements. Framing system, aluminium, powder coat finish. Framing colour ■■■■■
- 114 Glass, Clear, Type 3 (Shopfront Glazing): Glass, clear. Framing system, aluminium, powder coat finish. Framing colour ■■■■■
- 115 Screen, Type 1: Fixed, vertical screen, 150x50mm RHS. Framing system, aluminium powdercoat finish. Colour ■■■■■ PCF9, ■■■■■ PCF10, ■■■■■ PCF2.
- 116 Screen, Type 2: Perforated metal screen, pattern TBC. ■■■■■ PCF4, ■■■■■ PCF5, ■■■■■ PCF6, ■■■■■ PCF7, ■■■■■ PCF8
- 117 Screen, Type 3: Fixed, full height vertical screen, 150x50mm RHS. Framing system, aluminium powdercoat finish. Colour ■■■■■ PCF2
- 118 Screen, Type 4: Perforated metal screen, pattern TBC. ■■■■■ PCF9.
- 119 Screen, Type 5: Perforated metal screen, pattern TBC. ■■■■■ PCF10.
- 120 Screen, Type 6: Fixed, vertical screen, 150x50mm RHS. Framing system, aluminium powdercoat finish. Colour ■■■■■ PCF4, ■■■■■ PCF5, ■■■■■ PCF6.
- 121 Screen, Type 7: Fixed, full height vertical screen, 400x100mm RHS. Framing system, aluminium powdercoat finish. Colour ■■■■■ PCF3, ■■■■■ PCF11
- 122 Screen, Type 8: Fixed, full height vertical screen, 25x100mm RHS. Framing system, aluminium powdercoat finish. Colour ■■■■■ PCF3
- 123 Powder Coat Finish, Type 1: Colour to match Dulux 'Monument' or similar.
- 124 Powder Coat Finish, Type 2: Colour to match Dulux 'Eternity Titanium Pearl' or similar.
- 125 Powder Coat Finish, Type 3: Silver Anodised or similar.
- 126 Powder Coat Finish, Type 4: Colour to match Dulux 'Pookie Bear' or similar.
- 127 Powder Coat Finish, Type 5: Colour to match Dulux 'Seared Earth' or similar.
- 128 Powder Coat Finish, Type 6: Colour to match Dulux 'Centre' or similar.
- 129 Powder Coat Finish, Type 7: Colour to match Dulux 'Hokey Pokey' or similar.
- 130 Powder Coat Finish, Type 8: Colour to match Dulux 'Germania' or similar.
- 131 Powder Coat Finish, Type 9: Colour to match Dulux 'Butter Base' or similar.
- 132 Powder Coat Finish, Type 10: Colour to match Dulux 'Electro Golden Touch' or similar.
- 133 Powder Coat Finish, Type 11: Colour to match Dulux 'Totem Pole' or similar.
- 134 Paint Finish, Type 1: Clear finish sealer to natural concrete or similar.
- 135 Paint Finish, Type 1: Colour to match Dulux 'Namadi' or similar.
- 136 Paint Finish, Type 3: Colour to match Dulux 'Vanilla' or similar.
- 137 Paint Finish, Type 4: Colour to match Dulux 'Ploughed Earth' or similar.
- 138 Paint Finish, Type 5: Colour to match Dulux 'Clear Concrete' or similar.
- 139 Paint Finish, Type 6: Colour to match Dulux 'Excelsior' or similar.
- 140 Paint Finish, Type 7: Clear finish sealer to natural concrete or similar.
- 141 Paint Finish, Type 8: Colour to match Dulux 'Charcoal' or similar.
- 142 Paint Finish, Type 9: Colour to match Dulux 'Charlie Horse' or similar.
- 143 Paint Finish, Type 10: Colour to match Dulux 'Charlie Horse' or similar.
- 144 Paint Finish, Type 11: Colour to match Dulux 'Charlie Horse' or similar.
- 145 Paint Finish, Type 12: Colour to match Dulux 'Natural White' or similar.
- 146 Paint Finish, Type 13: Colour to match Dulux 'Light Grey' or similar.



- 101 Balustrade, Type 1: Cantilevered frameless clear glass balustrade. Stainless steel non-load supporting top rail.
- 102 Balustrade, Type 2: Frameless clear glass balustrade fixed to solid spandrel panel.
- 103 Balustrade, Type 3: Solid spandrel. Painted finish as selected.
- 104 Balustrade, Type 4: Perforated metal, core fixed to top of slat edge. ■■■■■ - PCF(i) ■■■■■ - PCF(i)
- 105 Balustrade, Type 5: Perforated metal, core fixed to top of slat edge. 5a - ■■■■■
- 106 Brickwork, Type 1: Brickwork - dark colour.
- 107 Cladding, Type 1: Profiled metal cladding system.
- 108 Cladding, Type 2: Timber type cladding.
- 109 Cladding, Type 3: Flat metal cladding system.
- 110 Masonry, Type 1: Smooth finish. Colour as selected.
- 111 Masonry, Type 2: Masonry - natural colour finish.
- 112 Glass, Clear, Type 1: Glass, clear to suit Basix and acoustic report requirements. Framing system, aluminium, powder coat finish. Framing colour ■■■■■
- 113 Glass, Clear, Type 2: Glass, clear to suit Basix and acoustic report requirements. Framing system, aluminium, powder coat finish. Framing colour ■■■■■
- 114 Glass, Clear, Type 3 (Shopfront Glazing): Glass, clear. Framing system, aluminium, powder coat finish. Framing colour ■■■■■
- 115 Screen, Type 1: Fixed, vertical screen, 150x50mm RHS. Framing system, aluminium powdercoat finish. Colour ■■■■■ PCF9, ■■■■■ PCF10, ■■■■■ PCF2.
- 116 Screen, Type 2: Perforated metal screen, pattern TBC. ■■■■■ PCF4, ■■■■■ PCF5, ■■■■■ PCF6, ■■■■■ PCF7, ■■■■■ PCF8
- 117 Screen, Type 3: Fixed, full height vertical screen, 150x50mm RHS. Framing system, aluminium powdercoat finish. Colour ■■■■■ PCF2
- 118 Screen, Type 4: Perforated metal screen, pattern TBC. ■■■■■ PCF9
- 119 Screen, Type 5: Perforated metal screen, pattern TBC. ■■■■■ PCF10.
- 120 Screen, Type 6: Fixed, vertical screen, 150x50mm RHS. Framing system, aluminium powdercoat finish. Colour ■■■■■ PCF4, ■■■■■ PCF5, ■■■■■ PCF6.
- 121 Screen, Type 7: Fixed, full height vertical screen, 400x100mm RHS. Framing system, aluminium powdercoat finish. Colour ■■■■■ PCF3, ■■■■■ PCF11
- 122 Screen, Type 8: Fixed, full height vertical screen, 25x100mm RHS. Framing system, aluminium powdercoat finish. Colour ■■■■■ PCF3
- 123 Powder Coat Finish, Type 1: Colour to match Dulux 'Monument' or similar.
- 124 Powder Coat Finish, Type 2: Colour to match Dulux 'Eternity Titanium Pearl' or similar.
- 125 Powder Coat Finish, Type 3: Silver Anodised or similar.
- 126 Powder Coat Finish, Type 4: Colour to match Dulux 'Pookie Bear' or similar.
- 127 Powder Coat Finish, Type 5: Colour to match Dulux 'Seared Earth' or similar.
- 128 Powder Coat Finish, Type 6: Colour to match Dulux 'Centre' or similar.
- 129 Powder Coat Finish, Type 7: Colour to match Dulux 'Hokey Pokey' or similar.
- 130 Powder Coat Finish, Type 8: Colour to match Dulux 'Germania' or similar.
- 131 Powder Coat Finish, Type 9: Colour to match Dulux 'Butter Base' or similar.
- 132 Powder Coat Finish, Type 10: Colour to match Dulux 'Electro Golden Touch' or similar.
- 133 Powder Coat Finish, Type 11: Colour to match Dulux 'Totem Pole' or similar.
- 134 Paint Finish, Type 1: Colour to match Dulux 'Ricochet' or similar.
- 135 Paint Finish, Type 1: Colour to match Dulux 'Namadi' or similar.
- 136 Paint Finish, Type 3: Colour to match Dulux 'Vanilla' or similar.
- 137 Paint Finish, Type 4: Colour to match Dulux 'Ploughed Earth' or similar.
- 138 Paint Finish, Type 5: Colour to match Dulux 'Clear Concrete' or similar.
- 139 Paint Finish, Type 6: Colour to match Dulux 'Excelsior' or similar.
- 140 Paint Finish, Type 7: Clear finish sealer to natural concrete or similar.
- 141 Paint Finish, Type 8: Colour to match Dulux 'Charcoal' or similar.
- 142 Paint Finish, Type 9: Colour to match Dulux 'Vanilla' or similar.
- 143 Paint Finish, Type 10: Colour to match Dulux 'Ploughed Earth' or similar.
- 144 Paint Finish, Type 11: Colour to match Dulux 'Charlie Horse' or similar.
- 145 Paint Finish, Type 12: Colour to match Dulux 'Natural White' or similar.
- 146 Paint Finish, Type 13: Colour to match Dulux 'Light Grey' or similar.



- Balustrade, Type 1: Cantilevered frameless clear glass balustrade. Stainless steel non-load supporting top rail.
- Balustrade, Type 2: Frameless clear glass balustrade fixed to solid spandrel panel.
- Balustrade, Type 3: Solid spandrel. Painted finish as selected.
- Balustrade, Type 4: Perforated metal, core fixed to top of slat edge. ■■■■■ - PCF(i), ■■■■■ - PCF(i)
- Balustrade, Type 5: Perforated metal, core fixed to top of slat edge. 5a - ■■■■■
- Brickwork, Type 1: Brickwork - dark colour.
- Cladding, Type 1: Profiled metal cladding system.
- Cladding, Type 2: Timber type cladding.
- Cladding, Type 3: Flat metal cladding system.
- Masonry, Type 1: Smooth finish. Colour as selected.
- Masonry, Type 2: Masonry, Type 2: Corrugated profile. Natural colour finish.
- Glass, Clear, Type 1: Glass, clear to suit Basix and acoustic report requirements. Framing system, aluminium, powder coat finish. Framing colour ■■■■■
- Glass, Clear, Type 2: Glass, clear to suit Basix and acoustic report requirements. Framing system, aluminium, powder coat finish. Colour ■■■■■
- Glass, Clear, Type 3 (Shopfront Glazing): Glass, clear. Framing system, aluminium, powder coat finish. Framing colour ■■■■■
- Screen, Type 1: Fixed, vertical screen, 150x50mm RHS. Framing system, aluminium powdercoat finish. Colour ■■■■■ PCF9, ■■■■■ PCF10, ■■■■■ PCF2.
- Screen, Type 2: Perforated metal screen, pattern TBC. ■■■■■ PCF4, ■■■■■ PCF5, ■■■■■ PCF6, ■■■■■ PCF7, ■■■■■ PCF8
- Screen, Type 3: Fixed, full height vertical screen, 150x50mm RHS. Framing system, aluminium powdercoat finish. Colour ■■■■■ PCF2
- Screen, Type 4: Perforated metal screen, pattern TBC. ■■■■■ PCF9
- Screen, Type 5: Perforated metal screen, pattern TBC. ■■■■■ PCF10.
- Screen, Type 6: Fixed, vertical screen, 150x50mm RHS. Framing system, aluminium powdercoat finish. Colour ■■■■■ PCF4, ■■■■■ PCF5, ■■■■■ PCF6.
- Screen, Type 7: Fixed, full height vertical screen, 400x100mm RHS. Framing system, aluminium powdercoat finish. Colour ■■■■■ PCF3, ■■■■■ PCF11
- Screen, Type 8: Fixed, full height vertical screen, 25x100mm RHS. Framing system, aluminium powdercoat finish. Colour ■■■■■ PCF3
- Powder Coat Finish, Type 1: Colour to match Dulux 'Monument' or similar.
- Powder Coat Finish, Type 2: Colour to match Dulux 'Eternity Titanium Pearl' or similar.
- Powder Coat Finish, Type 3: Silver Anodised or similar.
- Powder Coat Finish, Type 4: Colour to match Dulux 'Pookie Bear' or similar.
- Powder Coat Finish, Type 5: Colour to match Dulux 'Seared Earth' or similar.
- Powder Coat Finish, Type 6: Colour to match Dulux 'Centre' or similar.
- Powder Coat Finish, Type 7: Colour to match Dulux 'Hokey Pokey' or similar.
- Powder Coat Finish, Type 8: Colour to match Dulux 'Germania' or similar.
- Powder Coat Finish, Type 9: Colour to match Dulux 'Butter Base' or similar.
- Powder Coat Finish, Type 10: Colour to match Dulux 'Electro Golden Touch' or similar.
- Powder Coat Finish, Type 11: Colour to match Dulux 'Totem Pole' or similar.
- Paint Finish, Type 1: Colour to match Dulux 'Ricochet' or similar.
- Paint Finish, Type 1: Colour to match Dulux 'Namadi' or similar.
- Paint Finish, Type 3: Colour to match Dulux 'Vanilla' or similar.
- Paint Finish, Type 4: Colour to match Dulux 'Ploughed Earth' or similar.
- Paint Finish, Type 5: Colour to match Dulux 'Clear Concrete' or similar.
- Paint Finish, Type 6: Colour to match Dulux 'Excelsior' or similar.
- Paint Finish, Type 7: Clear finish sealer to natural concrete or similar.
- Paint Finish, Type 8: Colour to match Dulux 'Charcoal' or similar.
- Paint Finish, Type 9: Colour to match PCF9 or similar.
- Paint Finish, Type 10: Colour to match PCF9 or similar.
- Paint Finish, Type 11: Colour to match PCF10- Dulux 'Charlie Horse' or similar.
- Paint Finish, Type 12: Colour to match Dulux 'Natural white' or similar.
- Paint Finish, Type 13: Colour to match Dulux 'Light Grey' or similar.



- 101 Balustrade, Type 1: Cantilevered frameless clear glass | alustrade. Stainless steel non-load supporting top rail.
- 102 Balustrade, Type 2: Frameless clear glass | alustrade fixed to solid spandrel panel.
- 103 Balustrade, Type 3: Solid spandrel. Painted finish as selected.
- 104 Balustrade, Type 4: Perforated metal, core fixed to top of slat edge. ■■■■■ - PCF(i) ■■■■■ - PCF(i)
- 105 Balustrade, Type 5: Perforated metal, core fixed to top of slat edge. 5a - ■■■■■
- 106 Brickwork, Type 1: Brickwork - dark colour.
- 107 Cladding, Type 1: Profiled metal cladding system.
- 108 Cladding, Type 2: Timber type cladding.
- 109 Cladding, Type 3: Flat metal cladding system.
- 110 Masonry, Type 1: Smooth finish. Colour as selected.
- 111 Masonry, Type 2: Masonry - dark colour.
- 112 Glass, Clear, Type 1: Glass, clear to suit Basix and acoustic report requirements. Framing system, aluminium, powder coat finish. Framing colour ■■■■■
- 113 Glass, Clear, Type 2: Glass, clear to suit Basix and acoustic report requirements. Framing system, aluminium, powder coat finish. Framing colour ■■■■■
- 114 Glass, Clear, Type 3 (Shopfront Glazing): Glass, clear. Framing system, aluminium, powder coat finish. Framing colour ■■■■■
- 115 Screen, Type 1: Fixed, vertical screen, 150x50mm RHS. Framing system, aluminium powdercoat finish. Colour ■■■■■ PCF9, ■■■■■ PCF10, ■■■■■ PCF2.
- 116 Screen, Type 2: Perforated metal screen, pattern TBC. ■■■■■ PCF4, ■■■■■ PCF5, ■■■■■ PCF6, ■■■■■ PCF7, ■■■■■ PCF8
- 117 Screen, Type 3: Fixed, full height vertical screen, 150x50mm RHS. Framing system, aluminium powdercoat finish. Colour ■■■■■ PCF2
- 118 Screen, Type 4: Perforated metal screen, pattern TBC. ■■■■■ PCF9, ■■■■■ PCF10.
- 119 Screen, Type 6: Fixed, vertical screen, 150x50mm RHS. Framing system, aluminium powdercoat finish. Colour ■■■■■ PCF4, ■■■■■ PCF5, ■■■■■ PCF6.
- 120 Screen, Type 7: Fixed, full height vertical screen, 400x100mm RHS. Framing system, aluminium powdercoat finish. Colour ■■■■■ PCF3, ■■■■■ PCF11
- 121 Screen, Type 8: Fixed, full height vertical screen, 25x100mm RHS. Framing system, aluminium powdercoat finish. Colour ■■■■■ PCF3
- 122 Powder Coat Finish, Type 1: Colour to match Dulux 'Monument' or similar.
- 123 Powder Coat Finish, Type 2: Colour to match Dulux 'Eternity Titanium Pearl' or similar.
- 124 Powder Coat Finish, Type 3: Silver Anodised or similar.
- 125 Powder Coat Finish, Type 4: Colour to match Dulux 'Pookie Bear' or similar.
- 126 Powder Coat Finish, Type 5: Colour to match Dulux 'Seared Earth' or similar.
- 127 Powder Coat Finish, Type 6: Colour to match Dulux 'Centre' or similar.
- 128 Powder Coat Finish, Type 7: Colour to match Dulux 'Hokey Pokey' or similar.
- 129 Powder Coat Finish, Type 8: Colour to match Dulux 'Germania' or similar.
- 130 Powder Coat Finish, Type 9: Colour to match Dulux 'Butter Base' or similar.
- 131 Powder Coat Finish, Type 10: Colour to match Dulux 'Electro Golden Touch' or similar.
- 132 Powder Coat Finish, Type 11: Colour to match Dulux 'Totem Pole' or similar.
- 133 Paint Finish, Type 1: Colour to match Dulux 'Ricochet' or similar.
- 134 Paint Finish, Type 1: Colour to match Dulux 'Namadi' or similar.
- 135 Paint Finish, Type 3: Colour to match Dulux 'Vanilla | uake or similar.
- 136 Paint Finish, Type 4: Colour to match Dulux 'Ploughed Earth' or similar.
- 137 Paint Finish, Type 5: Colour to match Dulux 'Clear Concrete' or similar.
- 138 Paint Finish, Type 6: Colour to match Dulux 'Excelsior' or similar.
- 139 Paint Finish, Type 7: Clear finish sealer to natural concrete or similar.
- 140 Paint Finish, Type 8: Colour to match Dulux 'Charcoal' or similar.
- 141 Paint Finish, Type 9: Colour to match PCF9 or similar.
- 142 Paint Finish, Type 10: Colour to match PCF9 or similar.
- 143 Paint Finish, Type 11: Colour to match PCF10- Dulux 'Charlie Horse' or similar.
- 144 Paint Finish, Type 12: Colour to match Dulux 'Natural white' or similar.
- 145 Paint Finish, Type 13: Colour to match Dulux 'Light Grey' or similar.



01 Section BB
1:200

Suite 2/2-4 Giffnock Avenue, Macquarie Park NSW 2113
 T 02 9889 5540

Internal levels shown are indicative only for information purposes and are subject to further design development and change.
 Window mullions, if shown, are indicative only.
 Levels marked, if shown, are indicative only.
 All dimensions and levels shown are approximate.
 Any works indicated are indicative only and are subject to further design development and change.
 Adaptations shown on the site are indicative only and are subject to further design development and change.
 Storage allocations and areas are not necessarily shown on the drawing and are subject to change.

Project Title	Rev.	Date	Approved by	Scale	Product No.	Dwg No.	Rev.	Drawn by	North
20-36 Nancarrow Ave 116-118 Bowden St, Meadowbank NSW 2114	10814	16/11/15	AM	1:200					



01 Section CC
1:200

THIS DRAWING IS THE COPYRIGHT OF TURNER AND NO REPRODUCTION WITHOUT PERMISSION. UNLESS NOTED OTHERWISE THIS DRAWING IS NOT FOR CONSTRUCTION. ALL DIMENSIONS AND LEVELS ARE TO BE CHECKED ON SITE. PRIOR TO THE COMMENCEMENT OF WORK, NOTIFY TURNER OF ANY DISCREPANCIES FOR CLARIFICATION BEFORE PROCEEDING WITH WORK. DIMENSIONS ARE NOT TO BE SCALE. USE ONLY FIGURED DIMENSIONS. REFER TO CONSTRUCTION DOCUMENTATION FOR FURTHER INFORMATION. DWG, IFC AND BIM FILES ARE UNCONTROLLED DOCUMENTS AND ARE ISSUED FOR INFORMATION ONLY.

Suite 2/2-4 Giffnock Avenue, Macquarie Park NSW 2113
T 02 9889 5540

Internal levels shown are indicative only for information purposes and are not to be used for design development and change.
Window mullions, if shown, are indicative only.
Levels shown, if shown, are indicative only.
All dimensions and levels shown are approximate.
Any works indicated are indicative only and are not to be used for design development and change.
Attications shown on the facade are indicative only and are not to be used for design development and change.
Storage elevations and levels are not necessarily shown on the drawing and are not to be used for design.

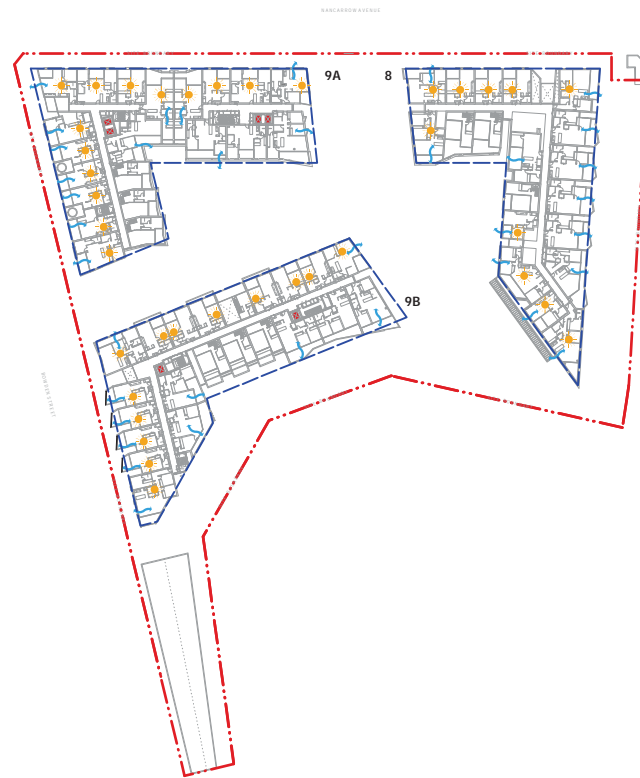
Project Title
20-36 Nancarrow Ave 116-118 Bowden St, Meadowbank NSW 2114
Drawing Title

M	16/11/15	AM	DA Submission
A	10/6/14	AM	Client Review
Rev.	Date	Approved by	Revision Notes
Scale			
Status		Product No.	000000
		Dwg No.	00000000
		Rev	M

turner
Level 1, 410 Crown Street
Sydney NSW 2010
Australia
T +61 2 9668 0000
F +61 2 9668 0000
turnerinfo.com.au



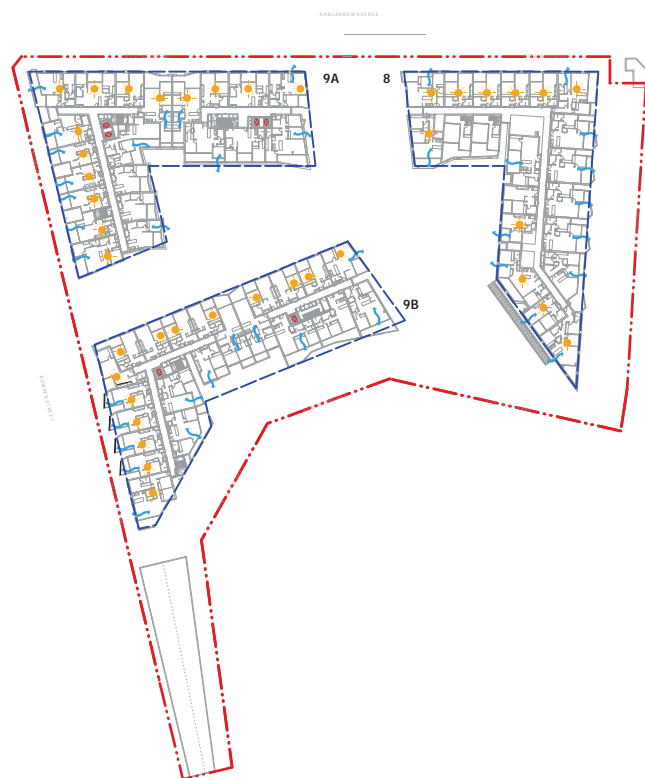
LEVEL 01



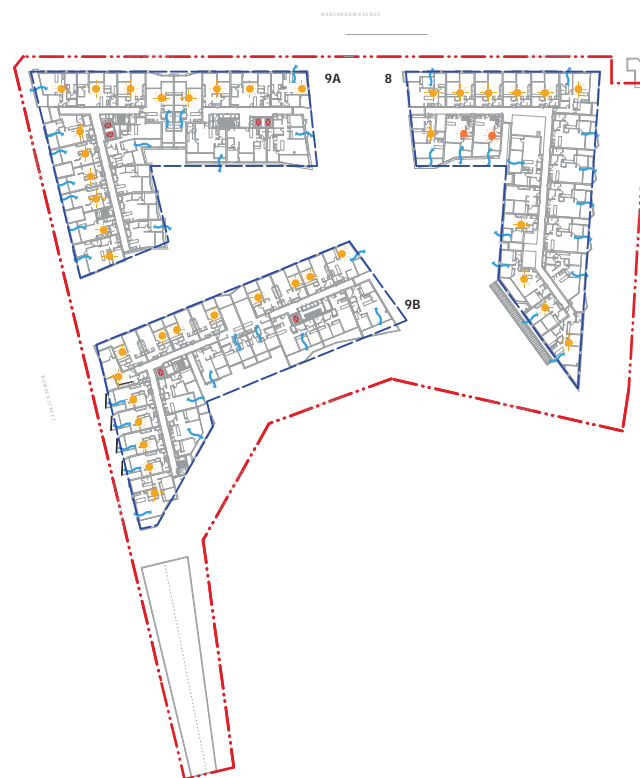
LEVEL 02



LEVEL 03



LEVEL 04



LEVEL 05



LEVEL 06

NOTES
 THIS DRAWING IS THE COPYRIGHT © OF TURNER. NO REPRODUCTION WITHOUT PERMISSION. UNLESS NOTED OTHERWISE THIS DRAWING IS NOT FOR CONSTRUCTION. ALL DIMENSIONS AND LEVELS ARE TO BE CHECKED ON SITE PRIOR TO THE COMMENCEMENT OF WORK. ANY DISCREPANCIES FOR CLARIFICATION SHOULD BE PROCESSED WITH WORK. DRAWINGS ARE NOT TO BE SCALED. USE ONLY FIGURES/DIMENSIONS REFER TO CONSULTANT DOCUMENTS FOR FURTHER INFORMATION. DWG, IFC AND BIM FILES ARE UNCONTROLLED DOCUMENTS AND ARE ISSUED FOR INFORMATION ONLY.

CLIENT
ROTHESAY AVENUE DEVELOPMENTS
 Suite 2/2-4 Giffnock Avenue, Macquarie Park NSW 2113
 T 02 9889 5540

DESIGN INTENT NOTES
 Internal spaces shown are indicative only for information purposes and are subject to further design development and change.
 Window mullions, if shown, are indicative only.
 Level markers, if shown, are indicative only.
 All dimensions and levels shown are approximate.
 Any fixtures mentioned are indicative only and subject to change.
 All locations shown on the facade are indicative only and are subject to further design development and change.
 Storage, elevations and areas are not necessarily shown on the drawing and are subject to change.

M	16/1/15	AM	DA Submission
C	23/12/14	AM	DA - Client Review
B	03/12/14	AM	Issued for Information
A	14/05/14	AM	Issued for Information
Rev	Date	Approved by	Revision Notes

Project Title
SHEPHERDS BAY - BUILDINGS 8 & 9
 20-36 Nancarrow Ave, 116-118 Bowden St, Meadowbank NSW 2114

Scale
1:1000 @ A1 50% @ A3

Project No.	13067	Drawn by	GSD
Rev	DA-840_001	Rev	M

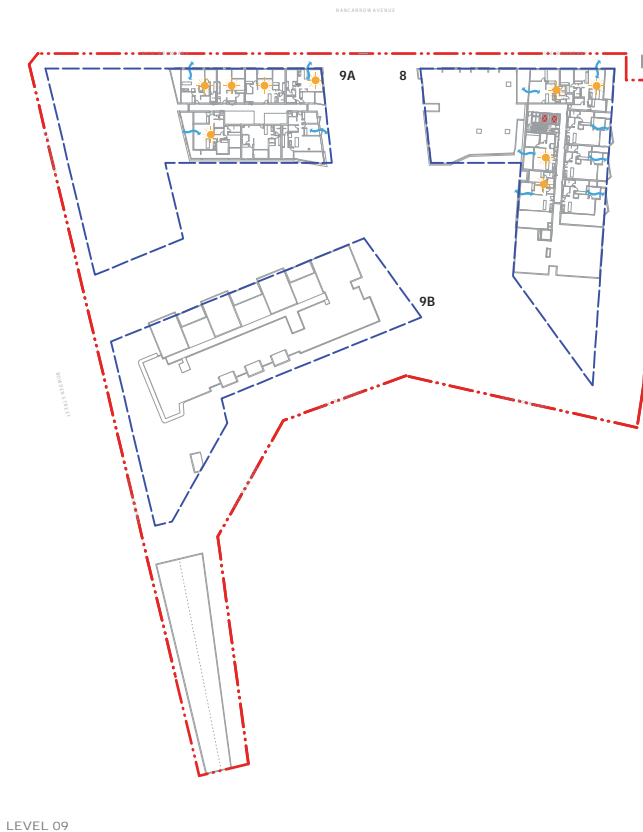




LEVEL 07



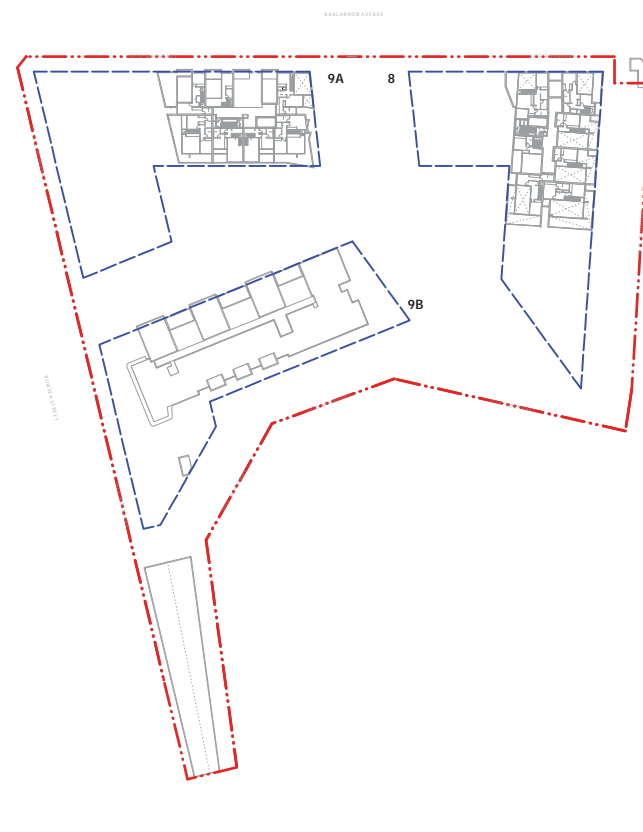
LEVEL 08



LEVEL 09



LEVEL 10



LEVEL 11

TOTAL FOR RESIDENTIAL STAGES 8+9			
STAGE	8	9	
No. APARTMENTS:	152	269	
SOLAR LIVING (2hr):	96	181	
IMPROVED AMENITY :	12	9	
TOTAL SOLAR :	108 (70%)	190 (70%)	
CROSS-VENTILATION :	114 (75%)	171 (63%)	

Min. Required Under SEPP65:
 *Improved Amenity as per 21C of the section 75W
 Solar to Living and Balcony (Min 2hr): 70%
 Cross-Vent: 60%

NOTES
 THIS DRAWING IS THE COPYRIGHT © OF TURNER. NO REPRODUCTION WITHOUT PERMISSION. UNLESS NOTED OTHERWISE THIS DRAWING IS NOT FOR CONSTRUCTION. ALL DIMENSIONS AND LEVELS ARE TO BE CHECKED ON SITE PRIOR TO THE COMMENCEMENT OF WORK. ANY DISCREPANCIES FOR CLARIFICATION SHOULD BE PROCESSED WITH WORK. DRAWINGS ARE NOT TO BE SCALE. SEE ONLY FIGURES DIMENSIONS REFER TO CONSULTANT DOCUMENTS ONLY FOR FURTHER INFORMATION. DWG, IFC AND BIM FILES ARE UNCONTROLLED DOCUMENTS AND ARE ISSUED FOR INFORMATION ONLY.

CLIENT
ROTHESAY AVENUE DEVELOPMENTS
 Suite 2/2-4 Gilfink Avenue, Macquarie Park NSW 2113
 T 02 9889 5540

DESIGN INTENT NOTES
 Internal spaces shown are indicative only for information purposes and are subject to further design development and change.
 Window mullions, if shown, are indicative only.
 Level markers, if shown, are indicative only.
 All dimensions and levels shown are approximate.
 Any structure mentioned are indicative only and subject to change.
 Annotations shown on the facade are indicative only and are subject to further design development and change.
 Storage, circulation and areas are not necessarily shown on the drawing and are subject to change.

Project Title
 SHEPHERDS BAY - BUILDINGS 8 & 9
 20-36 Nancarrow Ave, 116-118 Bowden St, Meadowbank NSW 2114

M	16/1/15	AM	DA Submission
C	23/1/14	AM	DA - Client Review
B	03/12/14	AM	Issued for Information
A	14/05/14	AM	Issued for Information
Rev.	Date	Approved by	Revision Notes
Scale	1:1000 @ A1	50% @ A3	
Status		Project No.	13067
Drawn by	GSD	Rev	M
For Information	DA-840_002		

Apartment Amenities Diagrams - 02





View at corner of Nancarrow Ave and Bowden St

THIS DRAWING IS THE COPYRIGHT OF TURNER AND REPRODUCTION WITHOUT PERMISSION, UNLESS NOTED OTHERWISE THIS DRAWING IS NOT FOR CONSTRUCTION. ALL DIMENSIONS AND DETAILS ARE TO BE CHECKED ON SITE PRIOR TO THE COMMENCEMENT OF WORK. INFORMATION OF ANY CHANGES MUST BE OBTAINED FROM THE ARCHITECT PRIOR TO PROCEEDING WITH WORK. DIMENSIONS ARE NOT TO BE SCALE. USE ONLY DIMENSIONS REFERRED TO IN THE DOCUMENTATION FOR FURTHER INFORMATION. DWG, PDF AND BIM FILES ARE UNCONTROLLED DOCUMENTS AND ARE ISSUED FOR INFORMATION ONLY.

DL3 - 10/11/2018
 Revised Architectural Turner 4000, 4000B, 4000C, 4000D, 4000E, 4000F, 4000G, 4000H, 4000I, 4000J, 4000K, 4000L, 4000M, 4000N, 4000O, 4000P, 4000Q, 4000R, 4000S, 4000T, 4000U, 4000V, 4000W, 4000X, 4000Y, 4000Z, 4000AA, 4000AB, 4000AC, 4000AD, 4000AE, 4000AF, 4000AG, 4000AH, 4000AI, 4000AJ, 4000AK, 4000AL, 4000AM, 4000AN, 4000AO, 4000AP, 4000AQ, 4000AR, 4000AS, 4000AT, 4000AU, 4000AV, 4000AW, 4000AX, 4000AY, 4000AZ, 4000BA, 4000BB, 4000BC, 4000BD, 4000BE, 4000BF, 4000BG, 4000BH, 4000BI, 4000BJ, 4000BK, 4000BL, 4000BM, 4000BN, 4000BO, 4000BP, 4000BQ, 4000BR, 4000BS, 4000BT, 4000BU, 4000BV, 4000BW, 4000BX, 4000BY, 4000BZ, 4000CA, 4000CB, 4000CC, 4000CD, 4000CE, 4000CF, 4000CG, 4000CH, 4000CI, 4000CJ, 4000CK, 4000CL, 4000CM, 4000CN, 4000CO, 4000CP, 4000CQ, 4000CR, 4000CS, 4000CT, 4000CU, 4000CV, 4000CW, 4000CX, 4000CY, 4000CZ, 4000DA, 4000DB, 4000DC, 4000DD, 4000DE, 4000DF, 4000DG, 4000DH, 4000DI, 4000DJ, 4000DK, 4000DL, 4000DM, 4000DN, 4000DO, 4000DP, 4000DQ, 4000DR, 4000DS, 4000DT, 4000DU, 4000DV, 4000DW, 4000DX, 4000DY, 4000DZ, 4000EA, 4000EB, 4000EC, 4000ED, 4000EE, 4000EF, 4000EG, 4000EH, 4000EI, 4000EJ, 4000EK, 4000EL, 4000EM, 4000EN, 4000EO, 4000EP, 4000EQ, 4000ER, 4000ES, 4000ET, 4000EU, 4000EV, 4000EW, 4000EX, 4000EY, 4000EZ, 4000FA, 4000FB, 4000FC, 4000FD, 4000FE, 4000FF, 4000FG, 4000FH, 4000FI, 4000FJ, 4000FK, 4000FL, 4000FM, 4000FN, 4000FO, 4000FP, 4000FQ, 4000FR, 4000FS, 4000FT, 4000FU, 4000FV, 4000FW, 4000FX, 4000FY, 4000FZ, 4000GA, 4000GB, 4000GC, 4000GD, 4000GE, 4000GF, 4000GG, 4000GH, 4000GI, 4000GJ, 4000GK, 4000GL, 4000GM, 4000GN, 4000GO, 4000GP, 4000GQ, 4000GR, 4000GS, 4000GT, 4000GU, 4000GV, 4000GW, 4000GX, 4000GY, 4000GZ, 4000HA, 4000HB, 4000HC, 4000HD, 4000HE, 4000HF, 4000HG, 4000HH, 4000HI, 4000HJ, 4000HK, 4000HL, 4000HM, 4000HN, 4000HO, 4000HP, 4000HQ, 4000HR, 4000HS, 4000HT, 4000HU, 4000HV, 4000HW, 4000HX, 4000HY, 4000HZ, 4000IA, 4000IB, 4000IC, 4000ID, 4000IE, 4000IF, 4000IG, 4000IH, 4000II, 4000IJ, 4000IK, 4000IL, 4000IM, 4000IN, 4000IO, 4000IP, 4000IQ, 4000IR, 4000IS, 4000IT, 4000IU, 4000IV, 4000IW, 4000IX, 4000IY, 4000IZ, 4000JA, 4000JB, 4000JC, 4000JD, 4000JE, 4000JF, 4000JG, 4000JH, 4000JI, 4000JJ, 4000JK, 4000JL, 4000JM, 4000JN, 4000JO, 4000JP, 4000JQ, 4000JR, 4000JS, 4000JT, 4000JU, 4000JV, 4000JW, 4000JX, 4000JY, 4000JZ, 4000KA, 4000KB, 4000KC, 4000KD, 4000KE, 4000KF, 4000KG, 4000KH, 4000KI, 4000KJ, 4000KK, 4000KL, 4000KM, 4000KN, 4000KO, 4000KP, 4000KQ, 4000KR, 4000KS, 4000KT, 4000KU, 4000KV, 4000KW, 4000KX, 4000KY, 4000KZ, 4000LA, 4000LB, 4000LC, 4000LD, 4000LE, 4000LF, 4000LG, 4000LH, 4000LI, 4000LJ, 4000LK, 4000LL, 4000LM, 4000LN, 4000LO, 4000LP, 4000LQ, 4000LR, 4000LS, 4000LT, 4000LU, 4000LV, 4000LW, 4000LX, 4000LY, 4000LZ, 4000MA, 4000MB, 4000MC, 4000MD, 4000ME, 4000MF, 4000MG, 4000MH, 4000MI, 4000MJ, 4000MK, 4000ML, 4000MM, 4000MN, 4000MO, 4000MP, 4000MQ, 4000MR, 4000MS, 4000MT, 4000MU, 4000MV, 4000MW, 4000MX, 4000MY, 4000MZ, 4000NA, 4000NB, 4000NC, 4000ND, 4000NE, 4000NF, 4000NG, 4000NH, 4000NI, 4000NJ, 4000NK, 4000NL, 4000NM, 4000NN, 4000NO, 4000NP, 4000NQ, 4000NR, 4000NS, 4000NT, 4000NU, 4000NV, 4000NW, 4000NX, 4000NY, 4000NZ, 4000OA, 4000OB, 4000OC, 4000OD, 4000OE, 4000OF, 4000OG, 4000OH, 4000OI, 4000OJ, 4000OK, 4000OL, 4000OM, 4000ON, 4000OO, 4000OP, 4000OQ, 4000OR, 4000OS, 4000OT, 4000OU, 4000OV, 4000OW, 4000OX, 4000OY, 4000OZ, 4000PA, 4000PB, 4000PC, 4000PD, 4000PE, 4000PF, 4000PG, 4000PH, 4000PI, 4000PJ, 4000PK, 4000PL, 4000PM, 4000PN, 4000PO, 4000PP, 4000PQ, 4000PR, 4000PS, 4000PT, 4000PU, 4000PV, 4000PW, 4000PX, 4000PY, 4000PZ, 4000QA, 4000QB, 4000QC, 4000QD, 4000QE, 4000QF, 4000QG, 4000QH, 4000QI, 4000QJ, 4000QK, 4000QL, 4000QM, 4000QN, 4000QO, 4000QP, 4000QQ, 4000QR, 4000QS, 4000QT, 4000QU, 4000QV, 4000QW, 4000QX, 4000QY, 4000QZ, 4000RA, 4000RB, 4000RC, 4000RD, 4000RE, 4000RF, 4000RG, 4000RH, 4000RI, 4000RJ, 4000RK, 4000RL, 4000RM, 4000RN, 4000RO, 4000RP, 4000RQ, 4000RR, 4000RS, 4000RT, 4000RU, 4000RV, 4000RW, 4000RX, 4000RY, 4000RZ, 4000SA, 4000SB, 4000SC, 4000SD, 4000SE, 4000SF, 4000SG, 4000SH, 4000SI, 4000SJ, 4000SK, 4000SL, 4000SM, 4000SN, 4000SO, 4000SP, 4000SQ, 4000SR, 4000SS, 4000ST, 4000SU, 4000SV, 4000SW, 4000SX, 4000SY, 4000SZ, 4000TA, 4000TB, 4000TC, 4000TD, 4000TE, 4000TF, 4000TG, 4000TH, 4000TI, 4000TJ, 4000TK, 4000TL, 4000TM, 4000TN, 4000TO, 4000TP, 4000TQ, 4000TR, 4000TS, 4000TT, 4000TU, 4000TV, 4000TW, 4000TX, 4000TY, 4000TZ, 4000UA, 4000UB, 4000UC, 4000UD, 4000UE, 4000UF, 4000UG, 4000UH, 4000UI, 4000UJ, 4000UK, 4000UL, 4000UM, 4000UN, 4000UO, 4000UP, 4000UQ, 4000UR, 4000US, 4000UT, 4000UU, 4000UV, 4000UW, 4000UX, 4000UY, 4000UZ, 4000VA, 4000VB, 4000VC, 4000VD, 4000VE, 4000VF, 4000VG, 4000VH, 4000VI, 4000VJ, 4000VK, 4000VL, 4000VM, 4000VN, 4000VO, 4000VP, 4000VQ, 4000VR, 4000VS, 4000VT, 4000VU, 4000VV, 4000VW, 4000VX, 4000VY, 4000VZ, 4000WA, 4000WB, 4000WC, 4000WD, 4000WE, 4000WF, 4000WG, 4000WH, 4000WI, 4000WJ, 4000WK, 4000WL, 4000WM, 4000WN, 4000WO, 4000WP, 4000WQ, 4000WR, 4000WS, 4000WT, 4000WU, 4000WV, 4000WW, 4000WX, 4000WY, 4000WZ, 4000XA, 4000XB, 4000XC, 4000XD, 4000XE, 4000XF, 4000XG, 4000XH, 4000XI, 4000XJ, 4000XK, 4000XL, 4000XM, 4000XN, 4000XO, 4000XP, 4000XQ, 4000XR, 4000XS, 4000XT, 4000XU, 4000XV, 4000XW, 4000XX, 4000XY, 4000XZ, 4000YA, 4000YB, 4000YC, 4000YD, 4000YE, 4000YF, 4000YG, 4000YH, 4000YI, 4000YJ, 4000YK, 4000YL, 4000YM, 4000YN, 4000YO, 4000YP, 4000YQ, 4000YR, 4000YS, 4000YT, 4000YU, 4000YV, 4000YW, 4000YX, 4000YY, 4000YZ, 4000ZA, 4000ZB, 4000ZC, 4000ZD, 4000ZE, 4000ZF, 4000ZG, 4000ZH, 4000ZI, 4000ZJ, 4000ZK, 4000ZL, 4000ZM, 4000ZN, 4000ZO, 4000ZP, 4000ZQ, 4000ZR, 4000ZS, 4000ZT, 4000ZU, 4000ZV, 4000ZW, 4000ZX, 4000ZY, 4000ZZ

Suite 2/2-4 Giffnock Avenue, Macquarie Park NSW 2113
 T 02 9689 5540

Internal heights shown are indicative only for information purposes and are subject to further design development and change.
 Window heights, if shown, are indicative only.
 Level markers, if shown, are indicative only.
 All dimensions and levels shown are approximate.
 Any heights indicated are relative to the ground level and are subject to further design development and change.
 Annotations shown on the site are indicative only and are subject to further design development and change.
 Storage, circulation and other uses are not necessarily shown on the drawings and are subject to change.

Project Title
 20-36 Nancarrow Ave, 116-118 Bowden St, Meadowbank NSW 2114
 Drawing Title

Rev.	Date	Approved by	DA Submission	Revision Notes
M	16/11/15	AM	DA Submission	
Project No. 000000				
Drawing No. 000000				
Rev. M				

turner
 Level 1, 413 Crown Street
 Sydney NSW 2010
 Australia
 T +61 2 9689 0000
 F +61 2 9689 0000
 turnerinfo.com.au

public art plan

Shepherds Bay - Urban Renewal

prepared for:
Holdmark Property Group

December 2014

- 1 Introduction
- 2 Project Description
- 3 Thematic Framework
- 4 Concepts
- 5 Project Parameters

contents



introduction

Black Beetle Pty Ltd have been commissioned to prepare this Public Art plan by Holdmark Property Group. This plan explores the opportunities, processes and integration of artworks as part of the Shepherds Bay - Urban Renewal Project. This document outlines the following:

- Aims and objectives of Public artwork in relation to this development
- Thematic Framework for developing artworks
- Locations and Concepts for site specific works within the development

This document builds upon the existing Public Art Strategy developed by Place Design Group which identifies preliminary opportunities across the site for integration of Public Art into the development.

What is Public Art?

Public art is defined as artworks and performance located in the public realm. The term also refers to contemporary art practice that occurs outside the traditional gallery or museum setting and can include a diverse range of activities including performance art, electronic or computer generated and projected artworks.

Public art can be of any art form – from traditional mediums such as sculpture, to contemporary works or functional objects, to multimedia installations.

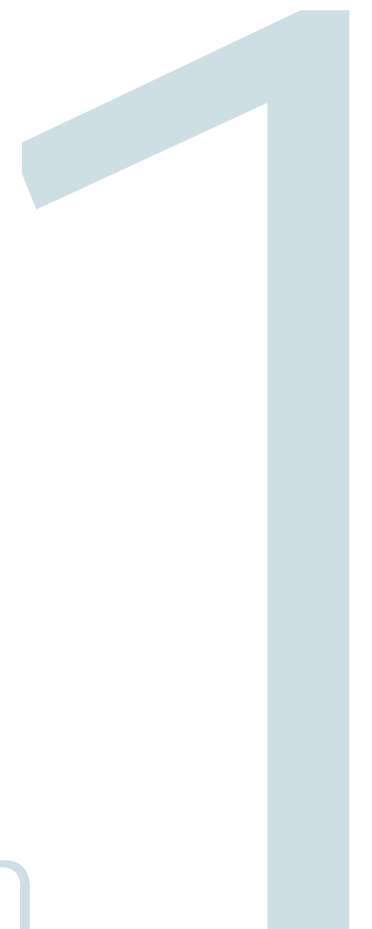
Public art has a broad scope with many possibilities for the form, function, materials and degree of permanency of the artwork. It can include:

Stand alone freestanding artworks, artwork that is applied to a surface, artwork that is integrated into the design and function of a place, commemorative artwork that recognises the history or culture of a place, person or event, interactive artwork that responds to the public or interacts with the environment, multimedia artworks that are displayed through imagery, projection, video or light.

Public art is built from a conceptual framework and interacts with the audience/ participant/ public in a shared space and contributes to the cultural voices in placemaking.

This Art plan initiates a documentation process which will take the identified artworks through design briefs, design development, fabrication and installation.

introduction



project description



The aim for Public Artwork for the Shepherds Bay - Urban Renewal project is to integrate artwork into the development that contributes positively to the site and surrounds, and that responds to the natural and built environment.

The artwork should reinforce local identity, character and sense of place, strengthening and connecting with the neighbourhood and creating a point of interest for the community.

The public artwork should be creative and innovative in its design and use of form, technique and materials and sustainable practice.

The artwork should encourage the increased use and enjoyment of public spaces and encourage different interpretations and understandings of places, providing increased public exposure to and understanding of art and contemporary art practices.

The artwork for Shepherds Bay will be developed from the thematic framework and is approached as a cohesive vision for the whole of the site. The artwork will assist in developing an identity for the development and reflect the history and future of the site.

project description



thematic framework



There are many stories that may be told in relation to Shepherds Bay. The site has a rich and diverse history from its' associations with first inhabitants and traditional owners the Wallumedegal people, early land grants in the late 18th Century, agricultural uses such as the growing of crops, citrus and grapes, fishing, oysters and dairy products throughout the 19th Century, the effect of the railway on urban development in the late 19th and early 20th Centuries, use of Parramatta river for transport, development of new technologies and industry in the mid-20th Century and its associations with a number of prominent people during each of those periods.

This plan develops a framework around three key themes -Agriculture, the River and Industry - which the development of public art concepts for Shepherds Bay Urban renewal will build upon.

thematic framework



agriculture

Some of the earliest land grants registered around the Meadowbank / Shepherds Bay were to Ann Thorn and James Shepherd (who were later married) in 1794 & 1795, and to William Kent.

Although never lived on the grant however his overseers are said to have grazed stock and planted orchards. The Shepherds on the other hand settled on part of Thorns land and it became known as Thorns Farm. They cultivated the land and grazed a small number of livestock. By 1822 the Shepherds had expanded their property to around 1500 acres and were cultivating wheat maize, potatoes and also had an extensive kitchen garden and orchard along with livestock. Fruit thrived in the area and Shepherd reportedly shipped 12,000 oranges to the Sydney markets on one season.

Other agriculture also flourished with hop growing for beer brewing, fishing and oyster gathering, dairy and beef cattle were raised and grazed on larger properties in the area.

By the 1870's the larger landowners were beginning to subdivide their estates. Michael Nancarrow purchased part of the Shepherds estate. The land included a small stone cottage with a wide veranda set amongst and citrus grove. In 1889 extensive renovations were made to the house and the house became known as 'Riverview'. Nancarrow successfully grew grapes on the property for which he received many prizes and sold to exclusive retail shops and clubs in Sydney. Nancarrow also bred Collie dogs and prize winning poultry.

Agricultural themes could be explored through interpretation of farming activities, food production, livestock or animal forms. Agricultural materials could also be explored or agricultural machinery might be used as the basis of sculptural elements.

the river

The sites location adjacent to the Parramatta river has been highly valued by past and present communities and will undoubtedly be much loved by the new community developing in the proposed site. The river has always been valued by indigenous people and has also played an important role in the early development of the area as the main source of transport and communication.

Shepherds Bay Row Boat ferry services were established as early as 1794 from Schooner Wharf (Belmore Road, near Helene Park) taking passengers to the Concord shore. However, a public punt was not established until the mid 1820's. By the mid 1840's the disrepair of the punt and the wharf at the Bedlam point crossing. Boat building was also carried out on the shores of the river and Charity creek.

The river was also a means of entertainment and rowing was a popular pastime with regular regatta's held on the river from the 1850's. With the title for Champion Sculler of the World being held in 1877 with reportedly 100,000 spectators watching from steamboats and the shoreline.

Today the river foreshore is highly valued for recreation use and for its beauty and environmental value. Artworks may respond the theme of the river and explore the rivers natural beauty, ecology flora and fauna or its use as a form of transport / boat or by linkages across the river bridges/ train link.

The natural overland flow path forms a feature in the landscape design of the site. This feature can be explored further from an environmental perspective and a direct connection to the river. The riparian zone - elements to interpret subterranean/ stormwater movement/function.

thematic framework



industry

Industry developed in Shepherds Bay with the introduction of Rail and Road access to the area. The first Gladesville bridge was opened in 1881 providing access to vehicles, passengers and mail and the Strathfield-Hornsby railway line in 1886. Land around the new railway line was subdivided and the resulting development brought a new class of residents to the area who commuted to the city each day.

To the east of the railway the Shepherds heirs sold most of their estate to the Mellow Brothers who set established the Meadowbank Manufacturing Company in 1890. Meadowbank Manufacturing Company Works was the first industry in Meadowbank, established on 95 acres of land in 1890, with frontage to the Parramatta River and easy access to the railway producing agricultural equipment for the local area and throughout the country. The firm later produced tramcars and railway rolling stock. An other part of the estate was purchased by Rhodes and Company, producing flour milling machinery.

In 1946-47 the automatic totalisators Limited factory was built on the site of an old orchard on Nancarrow Ave. The company whose factory still stands today (although it is scheduled for demolition as part of the development) are probably most famous for the invention of the automatic totalisator that was introduced to racetracks around the world to calculate gambling odds and payments. The factory building represents mid 20th Century Modern design. Horizontal lines, and clean finishes along with curved steel and glass paneled windows are features of this building.

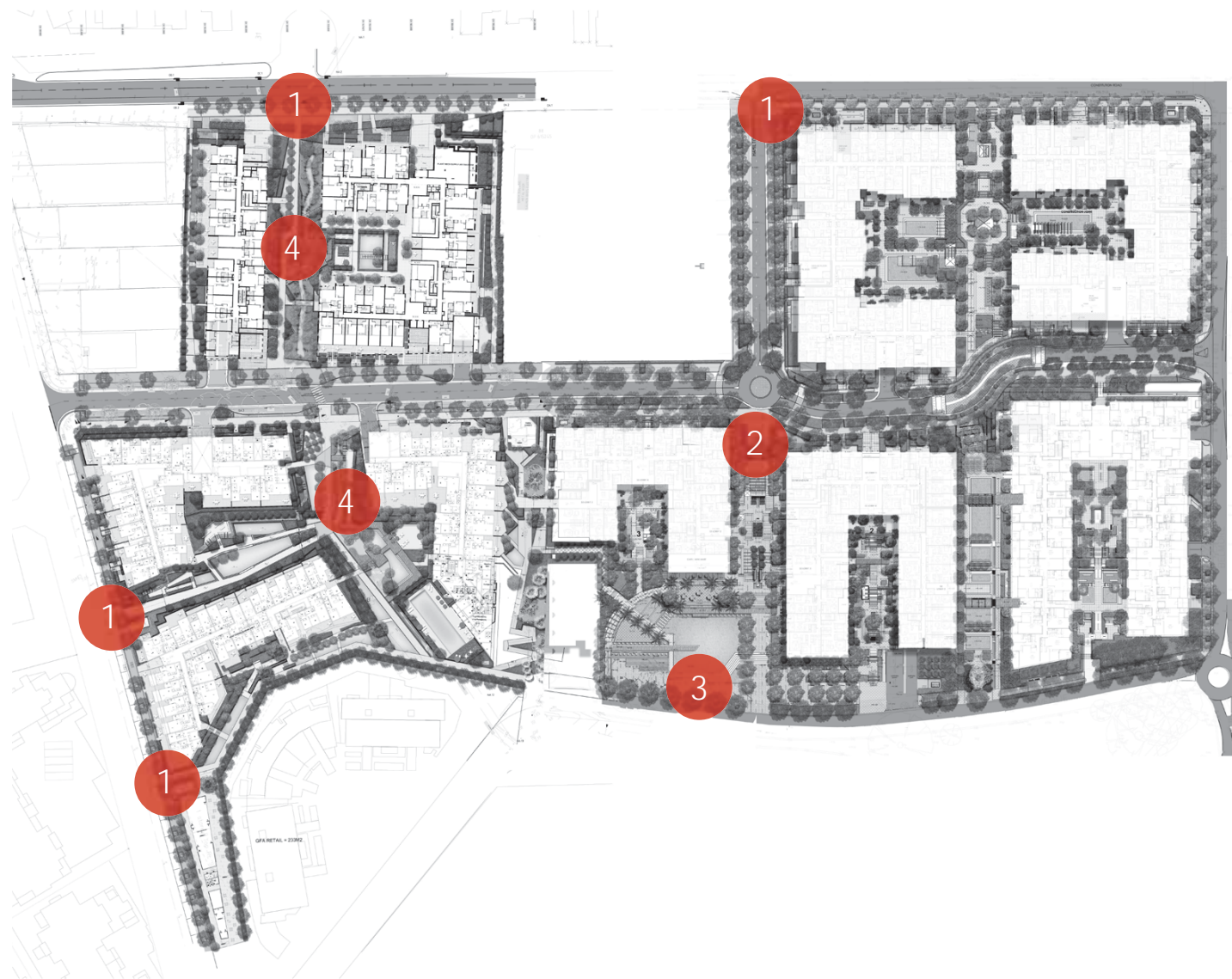
The industrial history of the site could be interpreted through the introduction of elements that represent the architecture or through use of materials. The opportunity exists to salvage some items from existing site buildings that could be re-used or reinvented to form part of the public art for the new development. Other opportunities exist to use the products of former site industries as inspiration to develop artwork.

thematic framework



4

concepts



Locations identified in the Public Art Strategy include the following:


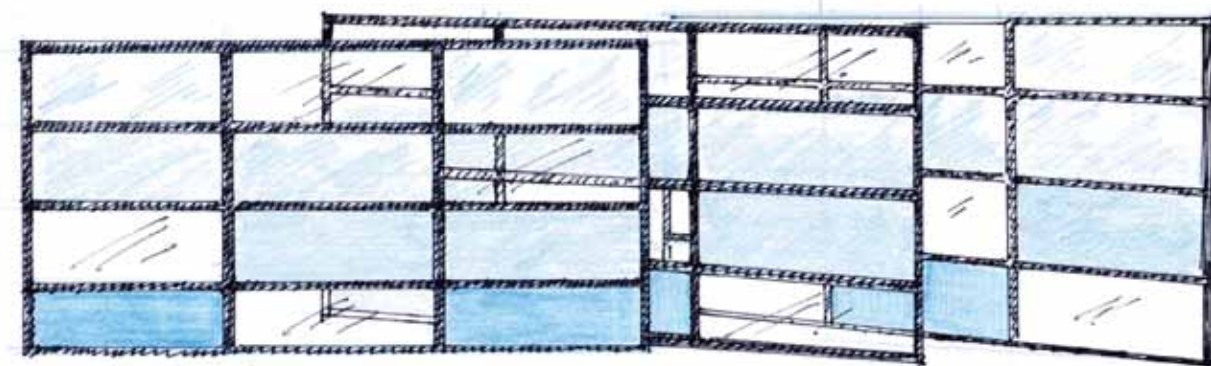
- 1 Site Entry points - Artworks located at intersection of Constitution Road and Hamilton Crescent and at main pedestrian entry points.
- 2 Central Spine Plaza - Art located within plaza
- 3 Central Reserve - Artwork integrated into public plaza
- 4 Riparian Corridor - Artworks located along riparian corridor

concepts

4

1 site entry

It is proposed that the window frames from the Automatic Totalisator factory be salvaged to form a series of entry markers around the site. Existing glass will be replaced with a mix of steel, mother of pearl, aluminium, copper, the materials of industry and the colours of the river. The window forms also provide an opportunity for wayfinding information to be integrated.



concepts

1 site entry



concepts

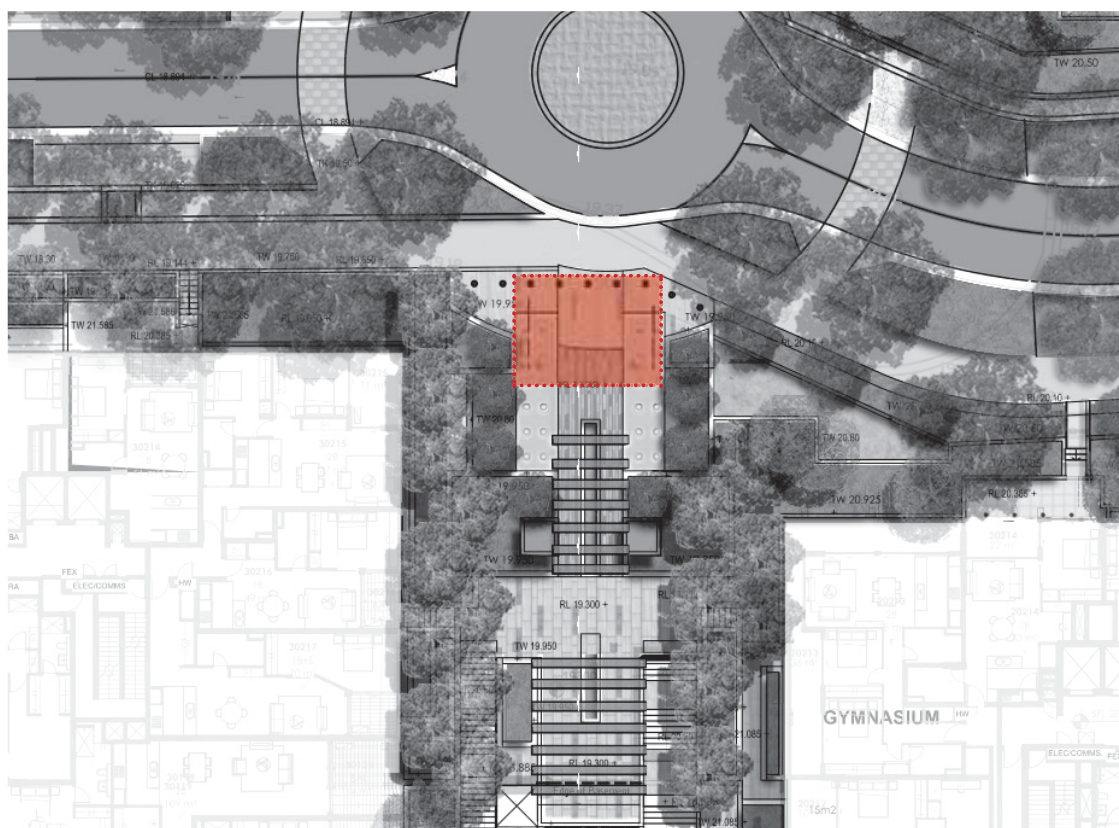

4

2

central spine plaza

Along the central spine of the development a pedestrian link is being introduced. The top of this spine an urban plaza has been identified. It is the heart of the development, the plaza is elevated and overlooks the river. It is a place where the view can be framed.

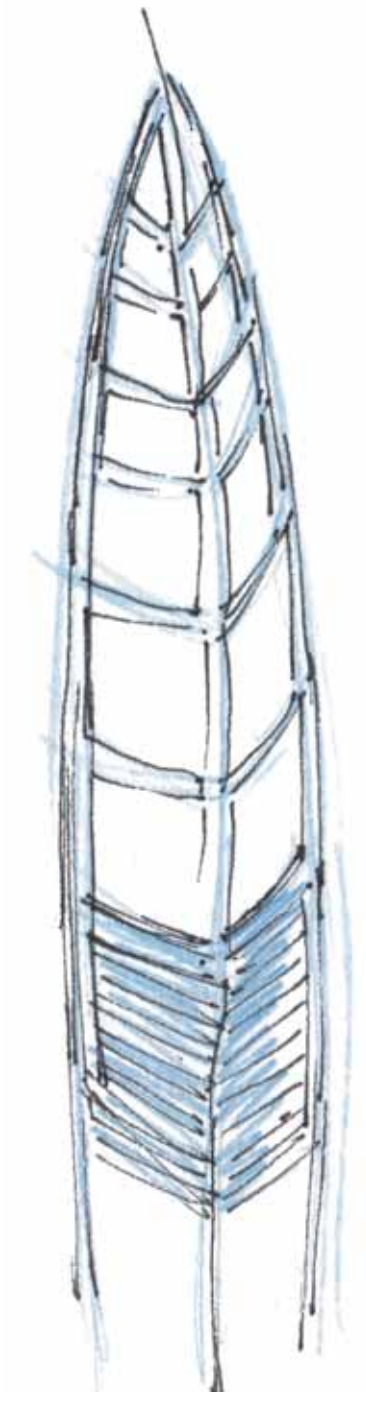

Vertical markers are proposed in this location that arch over access to the lower levels that are shaped like skulls (row boats). Solid at the bottom, they shed their skins to display a skeletal frame at the top. The solid base provides an opportunity to include interpretive text about some of the prominent people linked to the site. These pillars will be washed in blue light in the evening.



concepts

4

2 central spine plaza

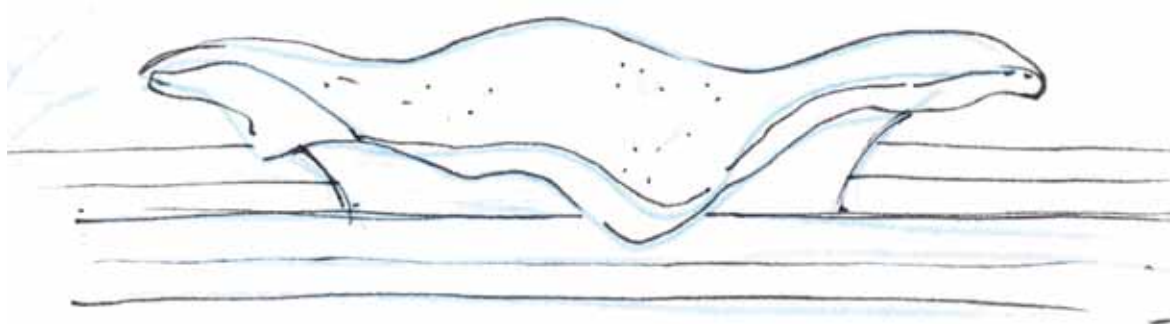



concepts

4

3 central reserve


Drawing inspiration from the former agricultural uses of the site. Agriculture, fishing and oyster gathering were carried out along the foreshore. The proposal for this area is for sculptures that are integrated into the landscape setting. Gently undulating up from the stairs, lawn and water feature. Their shape is reminiscent of an oyster. Made from concrete that is infused with mother of pearl aggregate so that they sparkle gently in the sunlight, like the river on a sunny day. It is also proposed that the underside of the sculptures be uplit so at night they appear to gently float over the landscape.



concepts

4

3 central reserve


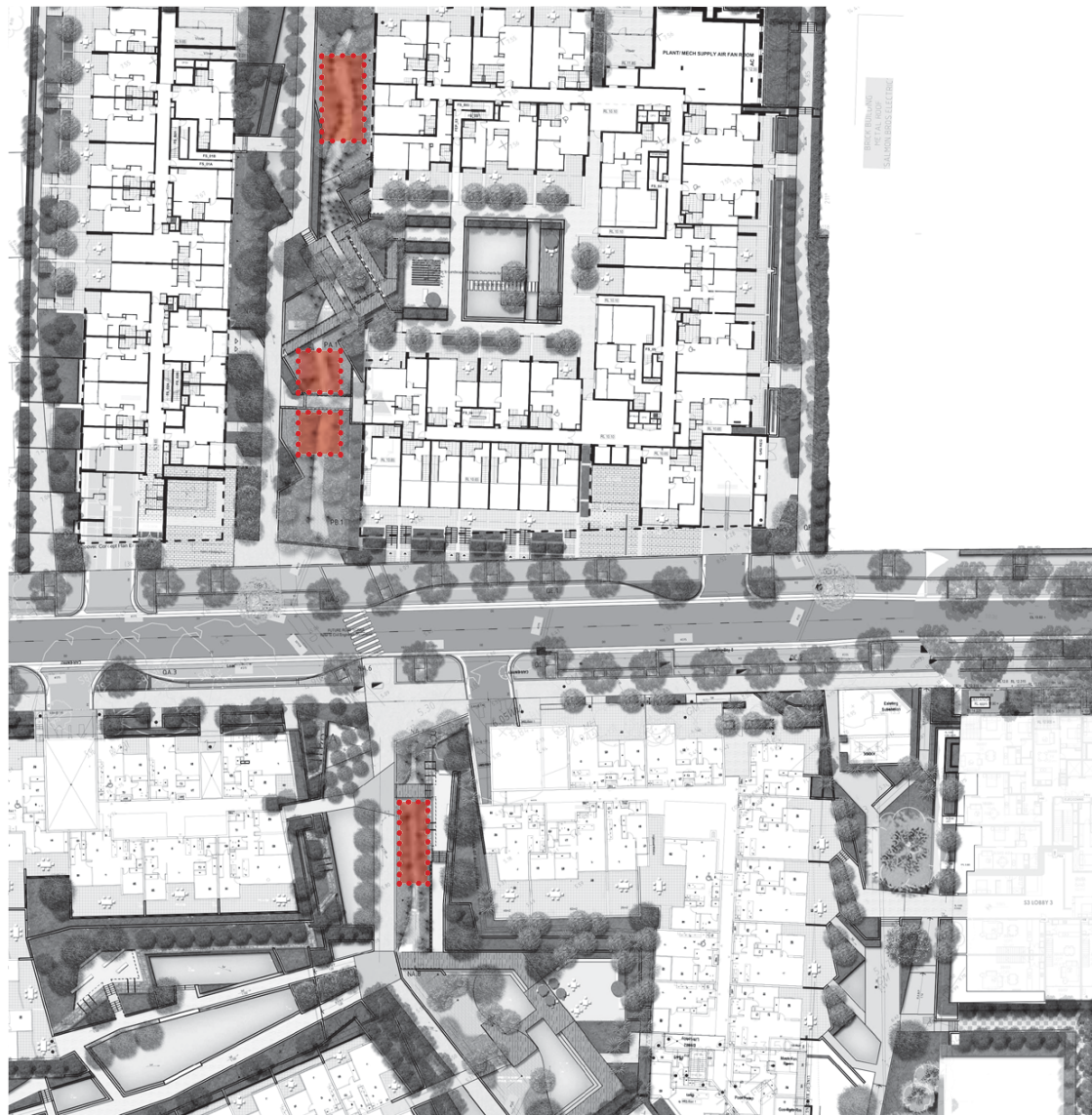


concepts

4

4 riparian corridor



Drawing inspiration from the fluidity and movement of water and the sway of grasses planted along the riparian corridor, geometric abstraction was used to inform the sculptural appearance of this installation. Triangular faceted sculptures of folded metal sit like discarded machinery amongst the planting and sparkle in the sunlight. They are designed to follow the flow of water through the site as a subtle way to reinforce the connection of the river and industry to the sites history.



concepts

4

4 riparian corridor



concepts





project parameters

Designs for each of the artworks shall be developed concurrently with the development of other design disciplines. It is assumed that the design development and fabrication will run concurrently with the staging of the development.

As each concept is developed a detailed timeline, budget and requirements for engineering construction, maintenance and decommissioning will be developed.

project parameters



contacts

Black Beetle Pty Ltd
63 Stella St
Collaroy Plateau NSW 2097

www.blackbeetle.com.au
e: blackbeetle@blackbeetle.com.au

ilia ph: 0422104416
giselle ph: 0418270382