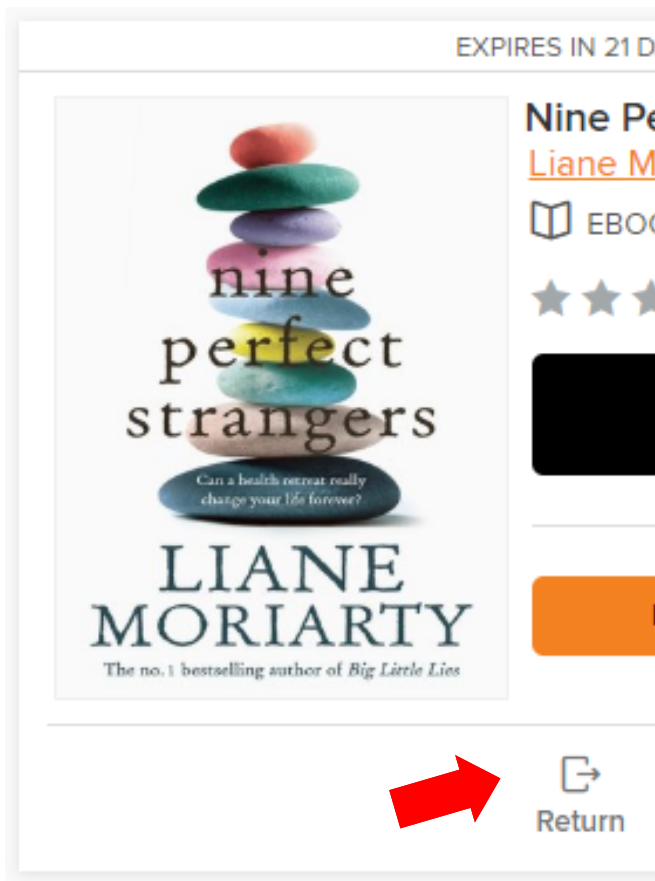


Overdrive Libby

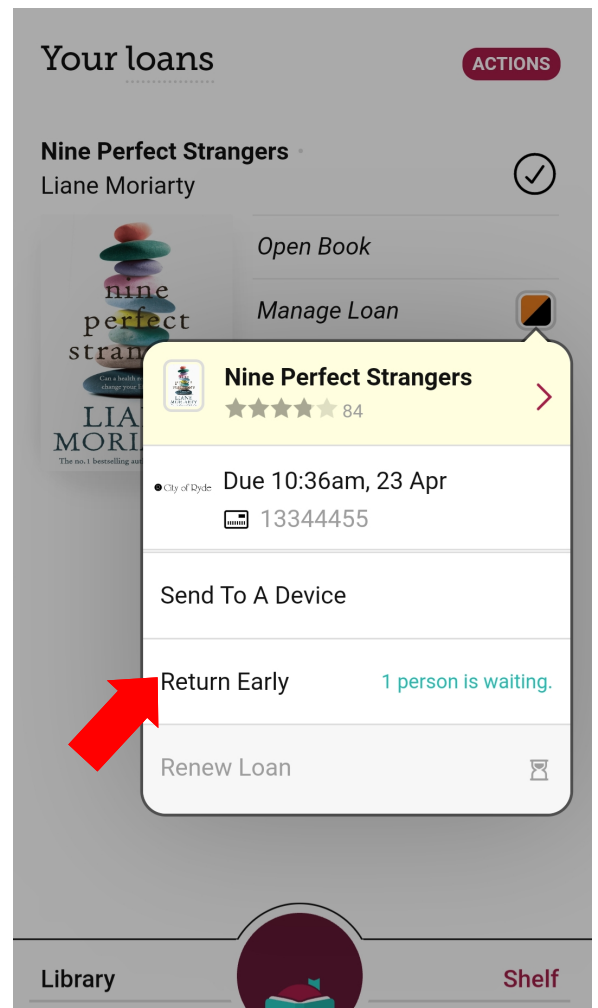
RETURNING LOAN ITEMS

Desktop



- Click the “My Account” link on the top right of the page.
- Click on “Loans” and locate the item you want to return.
- Press the “Return” icon.
- Confirm by clicking “Return Title”.

Mobile



- Go to your “Shelf” tab.
- Click “Loans” and locate the item.
- Press “Manage Loan”.
- Choose “Return Early”.
- Confirm by clicking “Return!”

BorrowBox

RETURNING LOAN ITEMS

Desktop

Active Loans/Reserves



Lee Child
The Midnight Line

Expires in 20 days

Download

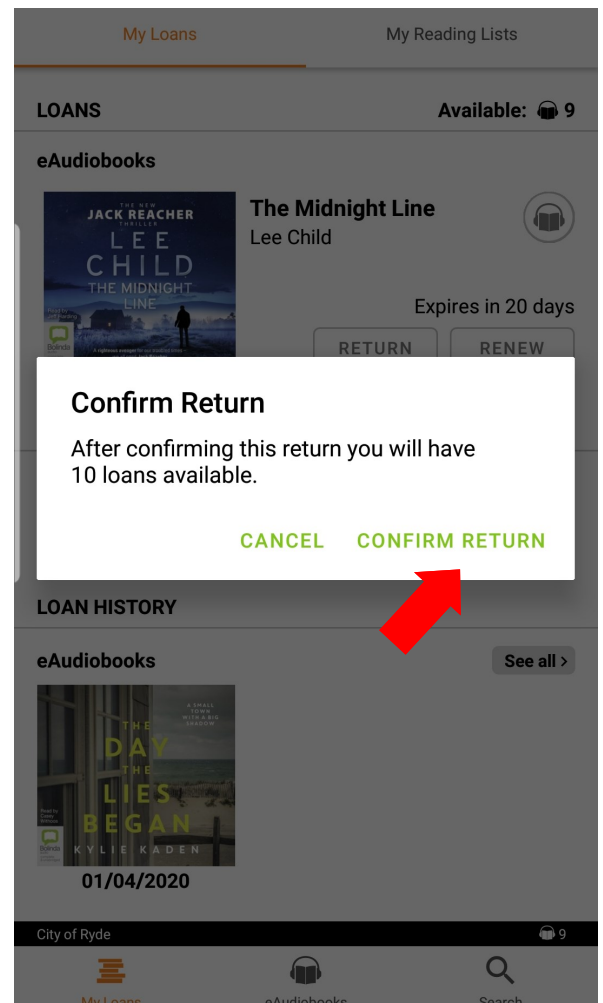
Renew

Return

- Click the “My Account” link on the top part of the page.
- Locate the item you want to return on the right where it says “Active Loans/Reserves”.
- Click “Return”.
- Confirm Return”.

Mobile

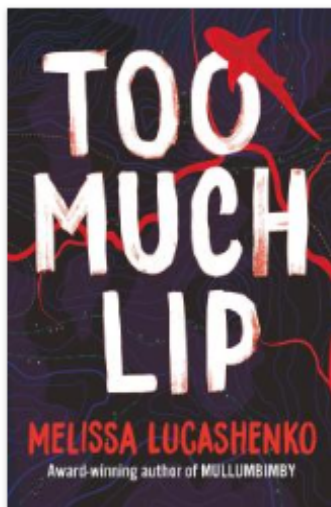
- Go to the “My Loans” tab.
- Locate the item you want to return.
- Click “Return”.
- Confirm by clicking “Confirm Return”.



Indyreads

RETURNING LOAN ITEMS

Desktop



Too Much Lip
Melissa Lucashenko

Download
(Adobe eBook)

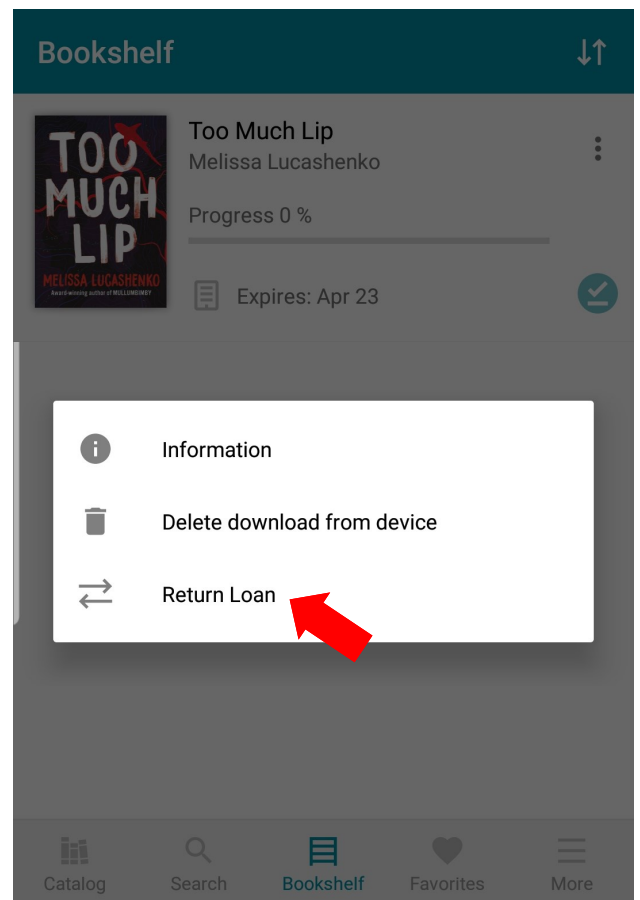
Display
(in your browser)

Expires 23/04/2020 09:57
20 days and 23 hours left

Return Now

- Click the “My Account” link. It is the person icon on the top right of the page.
- Click on “Checked Out Items”.
- Locate the item you want to return.
- Click “Return Now”.
- Confirm by clicking “Yes”.

Mobile



- Go to the “Bookshelf” tab.
- Locate the item you want to return.
- Click the three dots next to the title.
- Choose “Return Loan”.
- Confirm by clicking “Return”.

RBDigital

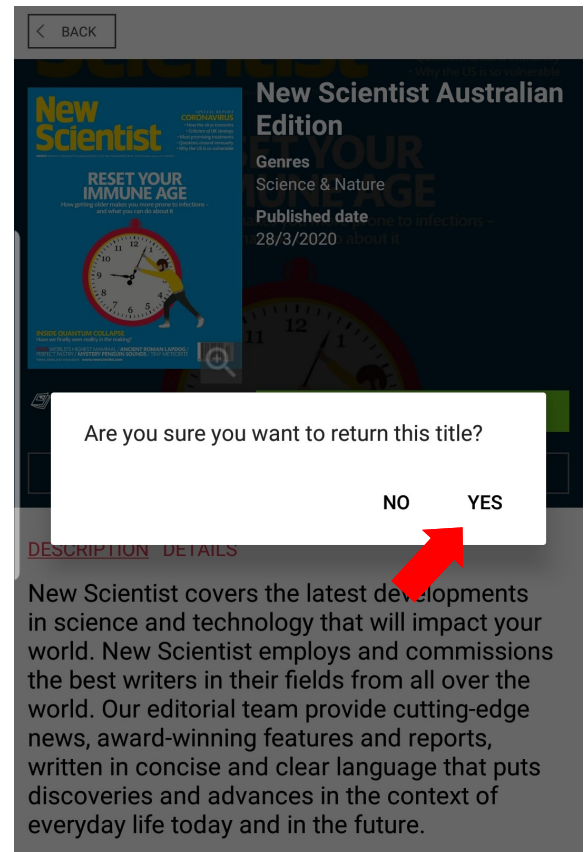
RETURNING LOAN ITEMS

Desktop



- Go to “My Magazine Collection” by clicking the person icon on the top right of the page.
- Locate the issue you want to return .
- Click the bin icon.
- Confirm by clicking “Ok”.

Mobile



- Click the three horizontal lines on the top left to open the menu.
- Choose “Checked Out”.
- Locate the item you want to re-turn and click it.
- Choose “Return”.
- Confirm by clicking “Yes”.