

QUARTERLY REVIEW REPORT



Four Year Delivery Plan 2012–2016
including One Year Operational Plan 2012/13

Quarter Three
January - March 2013

 City of Ryde
Lifestyle and opportunity
@ your doorstep

CONTENTS

General Manager's Overview	04	Customer and Community Relations Program	53
Financial Management	06	Community and Cultural Program	55
City of Liveable Neighbourhoods	10	Risk Management Program	58
City of Wellbeing	14	Paths and Cycleways Program	59
City of Prosperity	18	Environmental Program	61
City of Environmental Sensitivity	22	Strategic City Program	62
City of Connections	26	Land Use Planning Program	63
City of Harmony and Culture	30	Traffic and Transport Program	65
City of Progressive Leadership	34	Economic Development Program	67
		Organisational Development Program	69
		Foreshore Program	70
		Regulatory Program	71
		Waste and Recycling Program	74
		Internal Corporate Services Program	75
Projects by Program 2012/13			
Open Space, Sport and Recreation Program	40		
Roads Program	43		
Property Portfolio Program	44		
Catchment Program	46		
Centres and Neighbourhood Program	47		
Library Program	49		
Governance and Civic Program	51		
		Appendices	
		A Reserve Listing Report	79
		B 2011/12 Quarterly Changes Report	83
		C Consolidated Income and Expenditure Estimates 2012/13	91

HOW TO READ THIS QUARTERLY REVIEW REPORT

The Quarterly review report contains 4 sections

1. The General Manager's Overview

This section provides an Executive Summary with key highlights for the quarter and an assessment of our Financial Position, as at the end of the quarter.

2. Our Outcomes

The City of Ryde is working towards delivering seven strategic Outcomes identified in our Community Strategic Plan. This report provides an update on the programs and projects that have been identified in our Operational Plan contributing to each of the Outcomes.

Our projects are specific activities which are to be delivered over a set period of time to meet our Community's vision. These are supported by Council's base budget, which forms part of our operating costs, including our people and our maintenance and other contracts, to deliver all our council services.

Being introduced this year to the outcome sections of the Quarterly Review Report are Community Indicators. Local community wellbeing indicators (or 'community indicators') have been developed in Australia and around the world as a way to track trends in quality of life for a given community and as a basis for improving community engagement, community planning and policy making. They are based on the approach that ways of understanding whether life is getting better should go beyond traditional economic measures (City of Ryde, 2012).

It should be noted that Community Indicators are not the same as organisational performance indicators. Performance Indicators are specific to an organisation and measure the performance of that organisation (or a part of it) against an organisational plan, or against the organisation's legislative responsibilities. In this report these performance indicators can be found in the program section.

3. Our Corporate Performance Indicators

In addition to our project performance, we have identified a set of Corporate Performance Indicators to report on our delivery of service to our customers and partners, track project management of our projects, monitor our budgets and financial management and indicate our organisations progress in improving our culture through learning and development. Where quarterly performance progress results are available for these measures, they will be provided in this section along with any commentary explaining variances from target or actions required.

4. Our Programs

All of the City's projects and activities are focused around delivering on 21 programs. Detail on our progress against program budgets and projects along with the specific performance indicators identified to monitor each program are provided in this section.



Adapted from the 'Community Strategic Planning Indicators Resource', Division of Local Government (DLG) of the NSW Department of Premier and Cabinet, 2011.

GENERAL MANAGER'S OVERVIEW



Quarterly Overview

This quarter Council has completed a number of exciting projects and initiatives for the Community. Top of mind includes the delivery to the Department of Planning Councils new Local Environmental Plan for the City; the completion of Livvi's Place playground; the reopening of the refurbished Eastwood Library and in the Road Resurfacing and Kerb Renewal programs we completed six scheduled works in quarter three. This quarter Council also trialed a number of new community engagement initiatives including our first Community Council Meeting at Coxs Rd, there will be more to follow as we deliver on our commitment to engage with our community.

In terms of Council's finances, as a result of this March Quarterly Review, Council has maintained its available Working Capital of \$3.43 million. This is a pleasing result and has been achieved by tight controls of Council's operating costs.

This review is projecting an increase in our Operating Surplus from a revised budget of \$21.70 million to \$26.84 million, an improvement of \$5.13 million. These funds relate to additional Section 94 and Voluntary Planning Agreement (VPA) funds plus the recovery of some of Council's previously written down investments, with all funds transferred to their respective Reserves. Council will utilise this increase in surplus to increase the funds for Working Capital for next year and transfer the remainder to reserves.

This positive result, whilst improving Council's overall position, again highlights the continuing pressures on Council's budget and the need to work on a long term sustainable solution for our finances. The City of Ryde's financial position was recently assessed by TCorp, as part of Independent Local Government Review Panel's report on the sustainability of NSW Local Government. TCorp gave the City of Ryde a Financial Sustainability Rating of sound with a negative outlook.

In response to these pressures, the Council and its Executive team will continue to work together to determine the appropriate funding mix in addressing Council's long term financial position, whilst confirming the service and asset maintenance levels and standards that are delivered to our community.

The following summary below is provided on the key components of Council's One Year Operational Plan for 2012/2013 and is supported by detailed information in the appendices.

Financial Position

Council's Base Budget income comes from sources such as Grants, Fees and Charges and Rates.

In both the Base and the Non-Capital Budget, income for this financial year has increased more than expenses. This has resulted in an overall improvement to the operating

result, by 16.07% in the Base Budget and 3.31% in the Non-Capital Budget, from the revised Budget, previously approved by Council.

The improvement in the Base Budget, mainly relates to additional income received from interest on investments, due to Council's level of Section 94 funds held. This additional interest is being transferred to the Section 94 Reserve. Also, income is higher due to the recovery of investment funds, previously written down, as a result of the successful legal action being taken.

In Council's Capital Budget, income has increased by more than expenditure this financial year. This increase is attributable to the increase in Section 94 and VPA contributions received, that will result in \$3.27 million being transferred to reserve. This has resulted in an overall decrease in net cost of Capital by 10.85%. The additional funds will be transferred to reserves.

Progress against Indicators

Our performance indicators help to provide a snap shot of the organisation's health. Corporate indicators focus on major areas across the whole organisation and program indicators track how we are delivering on specific elements within each of the 21 programs outlined in our 2012-2016 Delivery Plan including One year Operational Plan 2012-2013.

Corporate Indicators

As identified in pages 38-39, the majority of corporate indicators are on track.

Of particular note the following areas demonstrate improvements in Council's performance against previous trends or targets:-

- We have continued to maintain our high customer service standards in responding to our customer requests. We have again achieved our target of 90% of all requests responded to within the agreed timeframe of ten days. I am pleased to see the continuation of our high performance in this area.
- Our responsiveness to inward correspondence has continued to improve this quarter, with a further 2% increase to 85% which is within a 5% tolerance of our target of 90%. This puts this indicator on track for the first time since quarter two 2011/12.
- In the third quarter there has been a continuation in the sound handling of complaints, with 100% of tier one and two complaints responded to within the agreed number of working days. This indicator has been maintained between 95-100% for the last four quarters.
- Our strong financial management focus, is reflected in the results achieved over the past year in our Base budget. This quarter's result again shows Council's Base budget's position improving with the indicator consistently being on track for the past seven quarters.

The corporate indicators which have not met target this quarter and where we will look for an improvement on next quarter are:-

- 71% of project milestones completed on time within the quarter against our target of 90%, although many projects remain on track to be delivered by the end of June.
- Lost Time Injury days have increased this quarter and we will continue to work with staff to ensure employee safety is given the highest priority and staff return to the workplace as soon as practicable.

Program Indicators

Whilst you will read throughout the report detail on how each of our programs are tracking I would like to draw particular attention to the following areas of Council where performance has improved against previous trends or targets:-

- The RALC recorded 197,730 visitors this quarter which is a 3.8% increase from the same quarter last year.
- The Library also continues to see improvements from last year with 224,076 visits in the last quarter which is a 12.9% increase from the same quarter last year.
- We have already reached and exceeded our target of 100,000 people attending events hosted by the City of Ryde by the end of quarter three.

- The Top Ryder Bus service continues to show increase patronage with 7,571 more passengers than quarter three last year, which is an increase of 17.8%.
- Council's investments still continues to exceed the investment benchmark, despite Australia being in a declining interest rate environment.

We welcome any feedback on our report and would appreciate comments or suggested improvements.

Regards

Danielle Dickson
A/General Manager

general.manager@ryde.nsw.gov.au

FINANCIAL MANAGEMENT

Overview

Following the third quarter budget review, Council's financial position, year to date (YTD), is within 730.65% of the budget (excluding reserve movements).

The Capital Works Program, YTD, is at approximately 44.55% net financially, excluding contributed assets.

Operating expenses, YTD, are within 8.83% (favourable) of the budgeted amounts, which is a good result.

Operating Income (Base Budget and Non-Capital & Capital Income) is projected to increase by \$6.33 million (6.13%) and Operating Expenses are projected to increase by \$1.20 million (1.47%), a net increase in Operating Surplus of \$5.14 million to \$26.84 million. This is a good result given the tight revenue base from which we are operating.

Available Working Capital is projected to approximately \$3.43 million.

Council had budgeted to undertake \$37.58 million of capital works. This is projected to increase by another \$0.95 million, the bulk of which will be funded by either new grants or transfers from reserves. This will give a total capital works budget of \$38.53 million.

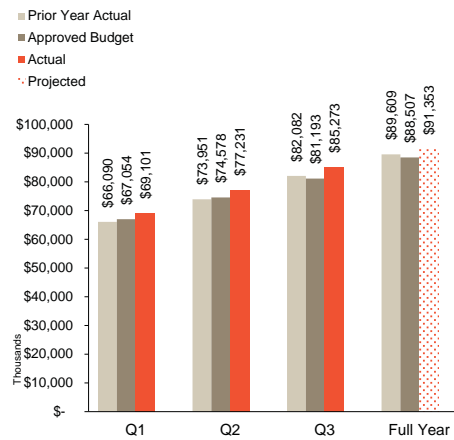
	Original Budget 2012/2013 (\$'000)	Carryover Budget 2012/2013	Previously Approved Changes	Revised Budget 2012/2013	Proposed Changes 2012/2013	Projected Budget 2012/2013	Actual YTD 2012/2013	Budget YTD 2012/2013	% Variance
Base									
Income	(89,085)		578	(88,507)	(2,847)	(91,353)	(85,273)	(81,193)	5.03%
Expenditure ⁽¹⁾	75,500	127	1,487	77,114	1,016	78,130	52,959	56,438	-6.16%
Net	(13,585)	127	2,066	(11,392)	(1,831)	(13,223)	(32,314)	(24,755)	30.53%
Non-Capital									
Income	(223)		(80)	(303)	(42)	(345)	(132)	(130)	1.81%
Expenditure	3,020	1,174	336	4,530	182	4,712	1,777	3,599	-50.63%
Net	2,797	1,174	256	4,227	140	4,367	1,645	3,469	-52.59%
Capital									
Income	(1,818)	(1,533)	(11,187)	(14,539)	(3,446)	(17,985)	(12,848)	(3,303)	288.97%
Expenditure	20,523	12,570	4,485	37,579	946	38,525	17,164	28,767	-40.34%
Net	18,705	11,037	(6,702)	23,040	(2,500)	20,540	4,316	25,464	-83.05%
Reserve Movement	(5,643)	(11,138)	4,652	(12,129)	4,191	(7,938)	(3,204)	(9,693)	-66.95%
Other Items									
Book Value of Assets	(1,000)			(1,000)		(1,000)	(738)		
Advances									
Loan Proceeds		(1,200)		(1,200)		(1,200)		(1,200)	-100.00%
Loan Repayments	381			381		381	361	286	26.41%
Total Other Items	(619)	(1,200)		(1,819)		(1,819)	(377)	(914)	-58.75%
Net change in Working Capital	1,655	0	271	1,927		1,927	(29,934)	(6,428)	365.66%

(1) Excluding depreciation

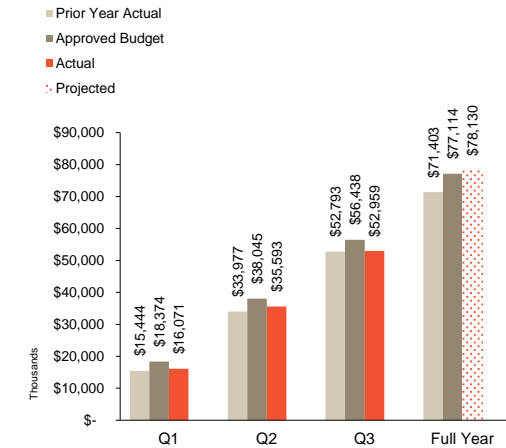
Base Budget

Income is projected to increase by \$2.85 million to \$91.35 million, while Base Budget Expenses are projected to increase by \$1.02 million to \$78.13 million, giving a net projected increase in the Base Budget Surplus of \$1.83 million (16.07%).

Base Budget Income Year to Date



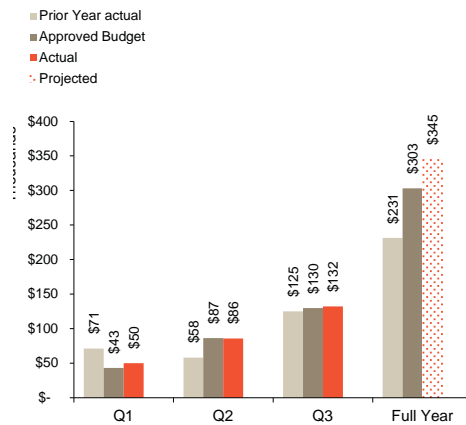
Base Budget Expenditure Year to Date



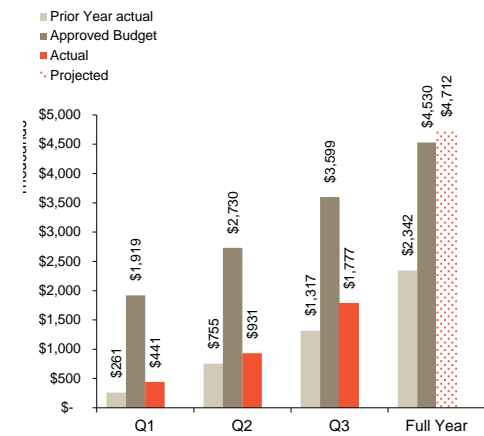
Non-Capital Budget

Income is projected to increase by \$0.04 million to \$0.35 million, while Non-Capital Expenses are projected to increase by \$0.18 million to \$4.71 million, giving a net projected increase in net Non-Capital Expenditure of \$0.14 million (3.31%).

Non Capital Income Year to Date



Non Capital Expenditure Year to Date



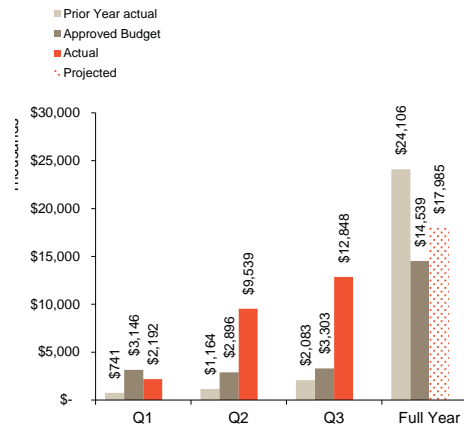
Capital Budget

Income is projected to increase by \$3.45 million to \$17.99 million, while Capital Expenses are projected to increase by \$0.95 million to \$38.53 million, giving a net projected reduction in net Capital Expenditure of \$2.50 million (10.85%).

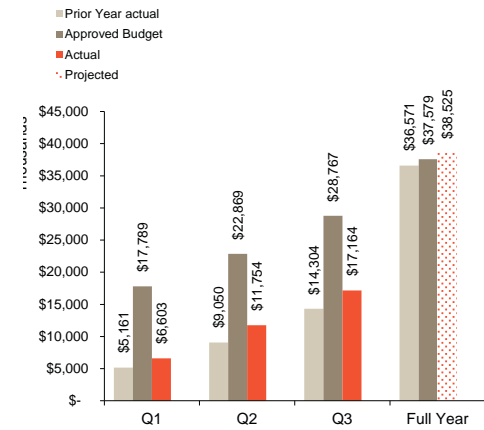
Reserve Movements

The net movement of Reserves was budgeted to be a net transfer from reserves of \$12.13 million for works carried over plus funding other works. This is projected to have a net decrease of \$4.19 million from reserves to a total of \$7.94 million from reserves.

Capital Income Year to Date



Capital Expenditure Year to Date



OUTCOME SUMMARIES

City of **Liveable Neighbourhoods**|
City of **Wellbeing**| City of **Prosperity**|
City of **Environmental Sensitivity**|
City of **Connections**| City of **Harmony
and Culture**| City of **Progressive
Leadership**|

CITY OF LIVEABLE NEIGHBOURHOODS

A range of well-planned clean and safe neighbourhoods, and public spaces, designed with a strong sense of identity and place.

Our outcome of Liveable Neighbourhoods consists of projects that ensure our city is designed for the enjoyment of our residents so that they are able to experience the lifestyle and opportunities that Ryde has to offer close to their homes.

□ INTEREST ○ INFLUENCE ▲ CONTROL

Community Indicators

The following quality of life indicators show how our city performs in areas of importance to our community and provides the context for our outcome of a Liveable Neighbourhoods and its goals.

The following statistics are baseline data taken from Our Quality of Life report. Future data collection is planned to align with the release of the 2011 census results and reported against the Ryde 2021 Community Strategic Plan. This process will begin in 2013 and will also involve identifying additional indicators to provide a comprehensive picture of quality of life in the City.

Housing Affordability

\$701,000

was the medium sales price of Ryde properties in June 2010. This figure increased by 32.3% in the 12 month period June 2009/July 2010, a rate of increase dramatically higher than all comparator LGAs (NSW Department of Housing 2010). 47.6% of purchasing households were spending more than \$2000 a month on their mortgage, slightly higher than for Sydney SD (43.6%; Australian Bureau of Statistics 2007a). 34.6% of households are fully owned, 32.7% are rented and 29.1% are being purchased (NSW Department of Housing 2010).

Incidence of Crime

32.3%

was the rate of major offences per 1,000 people in Ryde, significantly lower than the NSW average of 56.2% (Bureau of Crime Statistics and Research 2010).

Public and Community Housing

1,704

out of the 41,755 dwellings in Ryde were public housing in 2009. This represented 2.1% of the total public housing stock available in Sydney at that time. Total public housing stock in Ryde increased by 21.9% between 2006 and 2009 (Centre for Affordable Housing 2010).

Housing Mix

89%

of the total increase in dwellings between 2001 and 2006 were medium density dwellings, and 54.5% of all dwellings in Ryde were separate houses (NSW Department of Housing 2010).

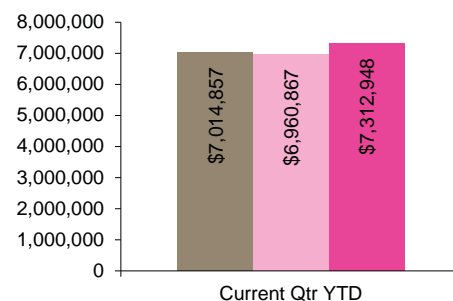
Financial Position

While Base Expenditure on maintenance of nature strips, public domain, and toilet blocks has been higher than expected, delays to a number of projects have resulted in under-expenditure on Capital and Non-Capital projects. Overall, expenditure will be approximately \$1.1m under-budget and some carryover of funds will ensure the completion of a number of projects in 2013/14.

While Development Application and Certification income is down, Parking Regulation and Health Inspection income has remained strong. This quarter has seen higher than expected income from the issuing of Section 149 Planning Certificates, and from Major Development related Pre-lodgement related services. Overall, it is expected that Liveable Neighbourhood income will exceed original 2012/13 expectations by approximately \$200,000.

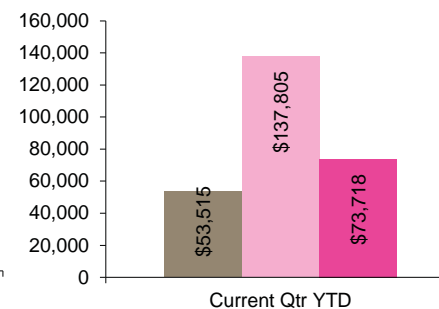
Base Expenditure

■ Prior Year Actual
■ Base Expenditure budget YTD
■ Base Expenditure actual YTD



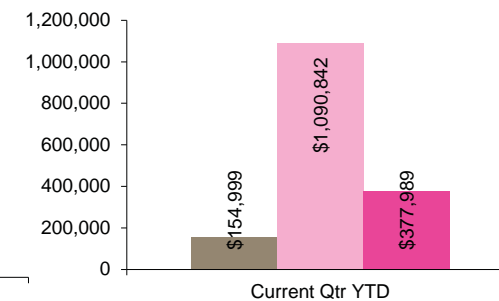
Non-Capital Expenditure

■ Prior Year Actual
■ Non-Capital Expense budget YTD
■ Non-Capital Expense actual YTD



Capital Expenditure

■ Prior Year Actual
■ Capital Expense budget YTD
■ Capital Expense actual YTD



	Revised Budget 2012/2013 (\$'000)	Proposed Changes 2012/2013 (\$'000)	Projected Budget 2012/2013 (\$'000)	Actual YTD 2012/2013 (\$'000)	Budget YTD 2012/2013 (\$'000)	% Variance
Base						
Income	(6,843)	(175)	(7,018)	(5,371)	(4,734)	13.46%
Expenditure	9,489	(89)	9,399	7,313	6,961	5.06%
Net	2,646	(264)	2,382	1,942	2,227	-12.81%
Non-Capital						
Income						
Expenditure	160	50	210	74	138	-46.51%
Net	160	50	210	74	138	-46.51%
Capital						
Income						
Expenditure	1,273	(74)	1,199	378	1,091	-65.35%
Net	1,273	(74)	1,199	378	1,091	-65.35%
Reserve Movement	(1,444)		(1,444)	(606)	(566)	7.04%
Loan Proceeds						
Net change in Working Capital	2,635	(288)	2,347	1,788	2,890	-38.13%

Progress against Projects

Neighbourhood Centre Renewal works at Boronia Park and on Agincourt Rd have commenced, however, it is expected that the bulk of the works will be brought to account in 2013/14. This quarter saw Council adopt the Draft LEP2011, which has now been forwarded to the Department of Planning and Infrastructure for final review and gazettal. The first stage of the Electronic Development Assessment Project has been delayed to allow the new LEP to be incorporated into the system; this is not expected to delay the project's completion.

This quarter saw three more seminars in the Community Education & Information Program, providing information on the relevant planning controls for home owners considering building a "Granny Flat" or undertaking home renovations.



Adrian Mello presenting at the seminar on planning controls for building a granny flat.



The Draft LEP on exhibition.

🟢	On Track	3
✖	Action Required	1
✔	Complete	-
⊖	Not Started	-
⊘	Cancelled	2
▶▶	Deferred	-

Program / projects	Status	Comment
Centres and Neighbourhood Program		
Elouera Reserve Upgrade	🟢	Design to be completed in final quarter of the financial year. Delayed due to consideration of Urban Activation Precinct development. Possible funds to be carried over.
Neighbourhood Centre Renewal	✖	Construction works in the centres of Boronia Park and Agincourt Road have commenced but the projects are behind schedule due to a delay in commencing work (resulting from delays in finalising the detail design) and wet weather. The completion of the concept design for Sagar Place is also not on track due to a vacancy in the City Landscape Architect position and due to diversion of Urban Planning resources as a result of the ongoing work on LEP2011. The development of the concept design for the Quarry Road centre is on track.
Land Use Planning Program		
Community Education & Information	🟢	
Open Space, Sport and Recreation Program		
Street Tree Planting Program	⊘	Project recommended to Council to be cancelled and funds utilised to meet over spend in Queens Tree project. This to occur during the quarter.
Regulatory Program		
Boarding House Project	🟢	
Illegal Dumping Surveillance Program	⊘	

CITY OF WELLBEING

A healthy community, with all supported throughout their life by services, facilities and people.

Our outcome of a City of Wellbeing will ensure that we create a city that supports the physical and emotional health of all of our community.



Community Indicators

The following quality of life indicators have been selected to communicate a picture of how we are tracking in areas of importance to our community in relation our outcome of a City of Wellbeing.

The following statistics are baseline data taken from Our Quality of Life report. Future data collection is planned to align with the release of the 2011 census results and reported against the Ryde 2021 Community Strategic Plan. This process will begin in 2013 and will also involve identifying additional indicators to provide a comprehensive picture of quality of life in the City.

Self-Reported Health

12.9%

was the proportion of the Ryde population that reported their health as fair or poor, instead of excellent, very good or good — below the Sydney SD rate of 15.9% (Public Health Information Development Unit 2010).

Healthy Lifestyle Choices

32.1%

of the Ryde population were considered physically inactive (Public Health Information Development Unit 2010). 16.7% of males aged over 15 years were obese and 37.6% were overweight. Among females aged over 15 years, 11.5% were obese and 20.9% were overweight. An estimated 37.3% of males and 45.4% of females were within a normal weight range. In 2008, 14.9% of the adult population of Ryde were smokers. Younger people, especially males, were more likely to engage in risky drinking behaviours (NSCCAHS Public Health Unit 2010).

Mortality Rates

133.0

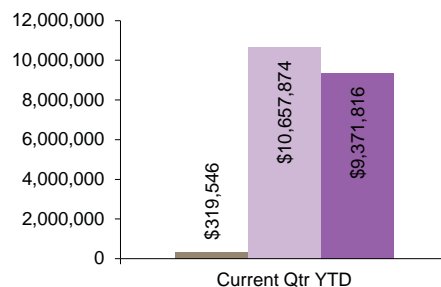
was the rate of annual avoidable deaths per 100,000 population, lower than the Sydney SD rate of 154.5. The main causes of potentially avoidable deaths included cancer (53.5 per 100,000), cardiovascular diseases (39.7) and ischemic heart disease (29.6, Public Health Information Development Unit 2010). The rate of infant mortality in Ryde was 4.0 per 1,000 births between 2003 and 2007. This rate is slightly lower than the Sydney SD, but higher than a number of the comparator areas.

Financial Position

This outcome is on track to meet yearly target and is currently unspent by 5.29%. Base Budget expenditure continues to remain under budget. Some Capital and Non-Capital projects in particular Magdala Park, ELS Hall Park and Marsfield Park were delayed by weather and were completed in April. Possible carryover projects are Active in Ryde Implementation, Holt Park, Feasibility Study Community Hub-Eastwood and Putney Park has been deferred to 2013/14 period.

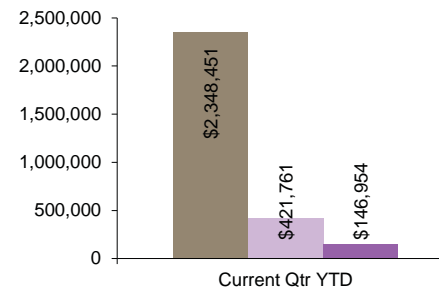
Base Expenditure

■ Prior Year Actual
■ Base Expenditure budget YTD
■ Base Expenditure actual YTD



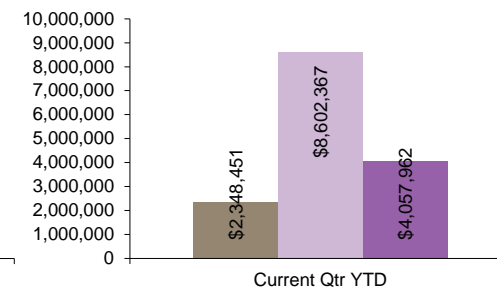
Non-Capital Expenditure

■ Prior Year Actual
■ Non-Capital Expense budget YTD
■ Non-Capital Expense actual YTD



Capital Expenditure

■ Prior Year Actual
■ Capital Expense budget YTD
■ Capital Expense actual YTD



	Revised Budget 2012/2013 (\$'000)	Proposed Changes 2012/2013 (\$'000)	Projected Budget 2012/2013 (\$'000)	Actual YTD 2012/2013 (\$'000)	Budget YTD 2012/2013 (\$'000)	% Variance
Base						
Income	(6,996)	124	(6,872)	(5,690)	(5,703)	-0.24%
Expenditure	14,443	(1)	14,442	9,372	10,658	-12.07%
Net	7,447	123	7,570	3,682	4,954	-25.68%
Non-Capital						
Income	(5)	(42)	(47)	(10)		
Expenditure	579	42	621	147	422	-65.16%
Net	574		574	137	422	-67.49%
Capital						
Income	(1,736)	12	(1,724)	(179)	(1,503)	-88.07%
Expenditure	10,101	49	10,150	4,058	8,602	-52.83%
Net	8,365	61	8,426	3,879	7,099	-45.36%
Reserve Movement	(5,079)	(61)	(5,140)	(872)	(4,067)	-78.56%
Loan Proceeds	(1,200)		(1,200)		(1,200)	-100.00%
Net change in Working Capital	10,106	123	10,229	6,826	7,208	-5.29%

Progress against Projects

This quarter has seen some great progress on projects for the Wellbeing Outcome with most of the project's on track. Some of the highlights of the quarter include:

In quarter three we reopened Livvi's Place at Yamble Reserve, Quarry Road, Ryde. Livvi's Place is an all-inclusive playground where children of all abilities can play, learn and socialise together. Livvi's Place combines traditional play equipment with purpose-built play and landscape elements, providing a safe, outdoor environment for children and carers.







The successful completion of Livvi's Place was the result of a partnership between the City of Ryde and the not-for-profit Touched by Olivia Foundation. Support also came from AECOM, the State and Federal governments and many other sponsors.

We experienced some slight weather delays in quarter three to the sportsground renewal and upgrade program at ELS Hall Park and Marsfield Park. However, we anticipate these works to be completed in early April. Floodlighting at Magdala Park was also slightly delayed and is now due for completion in early April.












Reopening of Livvi's Place at Yamble Reserve.



Program / projects	Status	Comment
--------------------	--------	---------

	On Track	14
	Action Required	-
	Complete	3
	Not Started	-
	Cancelled	-
	Deferred	-







Open Space, Sport and Recreation Program

Active in Ryde Program Implementation		Possible carry over due to unspent grant monies.
Integrated Open Space Plan Implementation		
Livvi's Place at Yamble Reserve		
Playground Construction - Renewal		Discovery of asbestos at Holt Park has impacted on the delivery of projects under this cluster. Carry over possible subject to remediation work undertaken in Holt Park. Putney Park project delayed to 2013/14 period.
RALC Asset Renewal		On track to complete yearly target.
Sportsfield Floodlighting Expansion		Magdala Park project due to be completed during the quarter, did not occur until April. Possible funds for carry over.
Sportsfield Renewal & Upgrade		Some delays in 2 projects - ELS Hall Park due to weather conditions and Marsfield Park as cricket pitch installation has been delayed. Both will be completed by end April. Possible carry over of unspent funds.
Sportsground Amenities Renewal & Upgrade		Weather delayed completion of project until April.
Sportsground Amenities Upgrades Expansion		

Library Program

Community Buildings Renewals - Libraries		Project completed with some invoices still to be processed. Budget will be fully spent.
Digital enhancement for Libraries		Project underway and on track for completion in Q4.

Community and Cultural Program

Community Buildings Renewal		
Crime Prevention Plan - implementation		Part of this funding which relates a government grant may have to be carried over.
Feasibility Study Community Hub-Eastwood		This project was reported to Council in two phases. Consequently a portion of the funding will be carried over.
Funding Support for the Men's Shed		
Non-Profit Community Sector Development		
Temporary Employment of P/T Officer		

CITY OF PROSPERITY

Creating urban centres which champion business, innovation and technology to stimulate economic growth and local jobs.

Our outcome of a City of Prosperity will ensure that our major business centres have a competitive edge in relevant global, national and metropolitan markets, support economic growth and provide opportunities for those that live, study and work here.

INTEREST INFLUENCE CONTROL

Community Indicators

The following quality of life indicators have been selected to communicate a picture of how we are tracking in areas of importance to our community in relation our outcome of a City of Prosperity.

The following statistics are baseline data taken from Our Quality of Life report. Future data collection is planned to align with the release of the 2011 census results and reported against the Ryde 2021 Community Strategic Plan. This process will begin in 2013 and will also involve identifying additional indicators to provide a comprehensive picture of quality of life in the City.

Earnings

\$50,417

was our average annual income, slightly higher than the Sydney SD rate. 67.5% of workers earn incomes of between \$250 and \$1,599 per week (Australian Bureau of Statistics 2010b). 17.3% of the population in Ryde were considered low income earners, earning less than \$249 per week (Australian Bureau of Statistics 2010b).

Businesses and Employment Businesses

27%

of all businesses exiting Ryde in 2007 were employing firms, increasing from 6% of all exiting businesses in 2004 (Australian Bureau of Statistics 2007b).

Local Employment and Employment Businesses

50%

more jobs than resident workers exist in Ryde, made up of employment ratios of 1.49 for managers, 1.35 for professionals, and 1.27 for technicians and trades workers (Mecone Pty Ltd 2009).

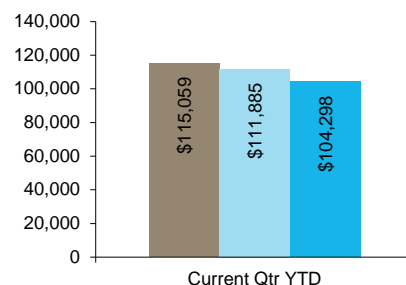
Financial Position

The Base Income is on-track to meet the budget, while Base Expenditure is tracking slightly under budget (by \$7000).

It is expected that a number of activities will be delivered below budget this year, with some savings to be returned to General Revenue. A number of projects will also carry over into 2012/13. This year's work on the Implementation of the Economic Development Program will be delivered under budget; expenditure on the Macquarie Park Website and the Implementation of the Marketing Plan will be brought to account later than expected and some carryover of funds will be required.

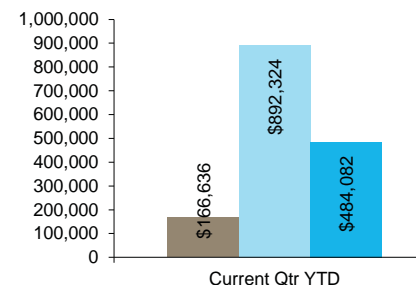
Base Expenditure

■ Prior Year Actual
■ Base Expenditure budget YTD
■ Base Expenditure actual YTD



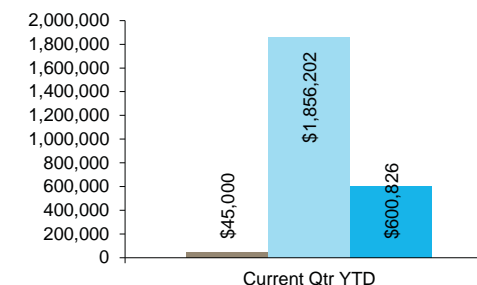
Non-Capital Expenditure

■ Prior Year Actual
■ Non-Capital Expense budget YTD
■ Non-Capital Expense actual YTD



Capital Expenditure

■ Prior Year Actual
■ Capital Expense budget YTD
■ Capital Expense actual YTD



	Revised Budget 2012/2013 (\$'000)	Proposed Changes 2012/2013 (\$'000)	Projected Budget 2012/2013 (\$'000)	Actual YTD 2012/2013 (\$'000)	Budget YTD 2012/2013 (\$'000)	% Variance
Base						
Income	(3)		(3)	(3)	(3)	0.46%
Expenditure	145		145	104	112	-6.78%
Net	142		142	102	109	-6.95%
Non-Capital						
Income						
Expenditure	1,087		1,087	484	892	-45.75%
Net	1,087		1,087	484	892	-45.75%
Capital						
Income	(139)		(139)	(139)		
Expenditure	2,394	214	2,608	601	1,856	-67.63%
Net	2,256	214	2,469	462	1,856	-75.10%
Reserve Movement	(1,679)	(170)	(1,849)	(260)	(605)	-56.95%
Loan Proceeds						
Net change in Working Capital	1,806	44	1,849	788	2,253	-65.04%

Progress against Projects

Town Centre Upgrades to Church St and Rowe St will continue into 2012/13, as are the Public Domain Upgrades on Waterloo Rd, a carryover of funds will be required. In both cases finalising the detailed designs took longer than anticipated and this delay has affected the commencement of construction. It is also anticipated that carryovers will be required to allow the completion of the Section 94 Contribution Plan, the Macquarie Park DCP, and the Eastwood Master Plan.

The Table Tennis tables in Eastwood have now been installed and the project will be completed on-time and on-budget. The "Flavours of Ryde" Food and Festivals Guide has been completed and will be released in Quarter 4; this will also be delivered under-budget.

Program / projects	Status	Comment
Centres and Neighbourhood Program		
Macquarie Park - Wayfinding Signage	🟢	
Public Domain Upgrade Waterloo Rd	✖	Delays have occurred in the finalisation of the detailed design due to some variation in the design scope resulting in delaying the recruitment of the contractor and construction. Total budget and cost of works is \$490,000 - including a Q3 variation to increase the budget by \$170,000. This project requires funds to be carried over in 2013/14 to allow the completion of the works.
Table Tennis Tables in Eastwood	🟢	This project is on track. The installation occurred in April and the project will be delivered on budget, with installation costs to be brought to account upon receipt of invoice.
Town Centre Upgrade Renewal	✖	The completion of the detailed design and employment of the contractor for Church Street has been delayed due to factors such as the need for a heritage report, lighting design and revised design to meet the budget. This has delayed construction. The majority of the budget (approx \$920,000) will be required to be carried over into 2013/14. Rowe Street design, being the development of the Public Domain and Public Art Plan, is on track.
Town Centres Wayfinding Plan	▶▶	
Land Use Planning Program		
Macquarie Park DCP	✖	This project has been delayed in part as a result of a Council request that a second workshop be held on the proposed DLEP. The workshop was held in early March and the DLEP was reported to Council on 9 April with a recommendation that the plan be placed on exhibition. Exhibition of the draft plan is the next step in this project. The project will not be completed by June 2013 and funds will be required to be carried over into 2013/14.
Section 94 Contribution Plan	✖	The Research and Economic Analysis has taken longer than anticipated and it is expected to be completed in Q4. It is anticipated that some funds will be required to be carried over to allow the completion of the project.
Section 94 Contributions Officer	✔	Recruitment of this position has occurred, with the officer commencing in late April. Unspent funds are to be returned to the s94 Administration Fund.
TMA for Macquarie Park	🟢	

Program / projects	Status	Comment
Economic Development Program		
City of Ryde Food & Festivals Guide	✘	The draft guide was scheduled for completion in March 2013. Due to delays experienced over the Christmas break it was completed in April 2013. The project will be finalised in Q4.
Economic Development Plan 2009 - 2014	🔄	Work relating to the implementation of the Economic Development Plan has been undertaken with minimal expenditure and this year's program will be delivered under budget.
Economic Forecasting & Profiling Module	✓	
Implementation of Marketing Plan	🔄	Project is on track with some expenditure expected to be brought to account in Q4. Some carryover will be required to continue works into 2013/14.
Macquarie Park Website	✘	The appointment of a consultant to develop the website has been delayed due to Macquarie Park Marketing Group requesting that staff further consider a number of matters that would inform the development of the website. Funds will be required to be carried over into 2013/14 to allow the completion of the project.

🔄 On Track	5
✘ Action Required	6
✓ Complete	2
⊖ Not Started	-
⊘ Cancelled	-
▶▶ Deferred	1



new table tennis table installed in Eastwood.

CITY OF ENVIRONMENTAL SENSITIVITY

Working together as a community to protect and enhance our natural and built environments for the future.

Our outcome of Environmental Sensitivity will ensure that a balance is maintained between the pressures from population growth, and the protection and enhancement of our natural ecosystems. It will reduce our exposure to the risks of climate change.



Community Indicators

The following quality of life indicators have been selected to communicate a picture of how we are tracking in areas of importance to our community in relation our outcome of a City of Environmental Sensitivity.

The following statistics are baseline data taken from Our Quality of Life report. Future data collection is planned to align with the release of the 2011 census results and reported against the Ryde 2021 Community Strategic Plan. This process will begin in 2013 and will also involve identifying additional indicators to provide a comprehensive picture of quality of life in the City.

Energy Use and Carbon Emissions

838,756 MWh's

of energy was consumed in the Ryde LGA during 2011/12. Of the total energy use by the community in Ryde, approx 44% is attributed to the industrial sector, 20% for both commercial and residential sectors, and 14% for transportation. Overall 2,295,879 tonnes of CO2 was the estimated level of carbon emissions produced in Ryde using most recent 2011 Census data and data obtained from ACF Consumption Atlas. This level is equivalent to 0.3% of Australia's greenhouse gas emissions and reflects the significant population growth and development that has occurred in the Ryde LGA since base year 2001.

Water Use

44%

of total water use in Ryde (10,107,313Kl) as reported in NSROC Regional State of Environment Report 2011/12 was consumed by houses (4,470,202 kL). This is a substantive reduction compared to previous years.

Biodiversity

13

is the number of flora and fauna species listed as threatened since 2009, with 3 flora and 4 fauna species considered endangered. A significant proportion of Ryde's bushland includes vegetation types listed nationally as critically endangered ecological communities. 209 hectares is the total area of bushland in the Ryde LGA under Council control as reported in the NSROC Regional State of the Environment Report 2011/12.

Waste and Recycling

47.37%

of the waste stream was recycled in 2011-2012, which is an increase of 24.47% from the 2004-2005 figures. This increase can be attributed to the introduction of a separate greenwaste collection system introduced 2006. The greenwaste tonnages represents over 50% of the recyclables collected.

Financial Position

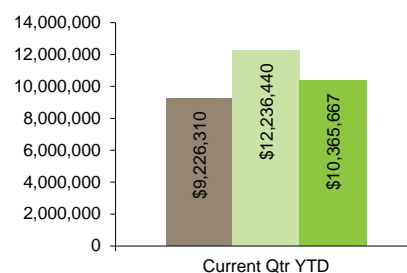
The Environmental Sensitivity Outcome had an Annual Revised Base (Operational) expenditure budget of \$18 million (Excluding Depreciation), with a favourable year to date variance of \$1.74 million, resulting mainly from the timing of payment to Council's Domestic Waste Contractors and the Outcome was also on target to achieve its annual base income budget of \$16.4 million).

Capital expenditure for the Outcome with Annual Revised Budget of \$4.2 million was on track with Budgeted projects in the Stormwater Improvement Works Renewal Program, Cogeneration Plant at the RALC to progress further in the final quarter and the Shrimpton's Creek Bioretention Basin project to be completed over two financial years.

Non Capital Projects, with a Total Annual revised expenditure Budget of \$505,000 will be monitored in the final quarter.

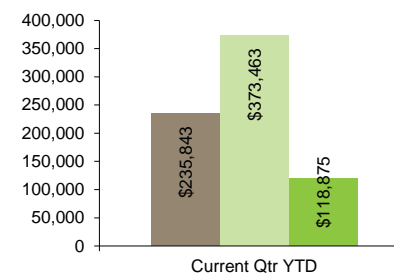
Base Expenditure

- Prior Year Actual
- Base Expenditure budget YTD
- Base Expenditure actual YTD



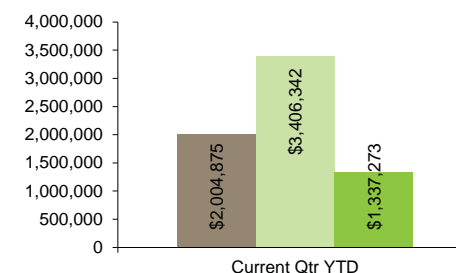
Non-Capital Expenditure

- Prior Year Actual
- Non-Capital Expense budget YTD
- Non-Capital Expense actual YTD



Capital Expenditure

- Prior Year Actual
- Capital Expense budget YTD
- Capital Expense actual YTD



	Revised Budget 2012/2013 (\$'000)	Proposed Changes 2012/2013 (\$'000)	Projected Budget 2012/2013 (\$'000)	Actual YTD 2012/2013 (\$'000)	Budget YTD 2012/2013 (\$'000)	% Variance
Base						
Income	(16,214)		(16,424)	(15,463)	(15,310)	1.00%
Expenditure	17,942	(12)	18,005	10,366	12,236	-15.29%
Net	1,729	(12)	1,581	(5,097)	(3,073)	65.86%
Non-Capital						
Income				(1)		
Expenditure	395		505	119	373	-68.17%
Net	395		505	118	373	-68.39%
Capital						
Income	(440)	(27)	(661)	(52)	(221)	-76.47%
Expenditure	3,985	68	4,298	1,337	3,406	-60.74%
Net	3,545	41	3,637	1,285	3,185	-59.65%
Reserve Movement	(3,082)	(11)	(3,219)	(24)	(1,245)	-98.06%
Loan Proceeds						
Net change in Working Capital	2,587	18	2,503	(3,718)	(760)	389.27%

Progress against Projects

Progress on Projects has been in line with Delivery Plan and subsequent Council resolutions. The only changes to note being the Shrimpton's Creek projects which are now to be undertaken over two financial years, beginning in the 4th Quarter 2012/2013. Future Focus Home, Waste & Sustainability, Review Stormwater DCP and align WSUD projects are also being subject to carryovers into 2013/14.

During the quarter the Youth Environment Prize - Waste to Art Environmental has developed a brochure, flyer and poster which has been distributed to schools, community groups, libraries, art suppliers and framers and cinemas in the area. Advertising of the event has been carried out in City View, the local paper and on the Council Web Page. Workshops for 2D & 3D sculpture & assemblage and movie making will be conducted during April and May to assist students with their works for submission at the end of May.

A successful Ryde Environmental Education Network (REEN) teacher networking meeting was held at Epping Boys High School this quarter which promoted free water and energy auditing services provided by Council and promoted the Youth Environment Prize and featured expert speakers.

Three Eco Learn workshops were held at Marsden High and separate workshops were held on indigenous seasons and cycles at Truscott Street Primary School, Cressy Road Early Education Service, Melrose Park Public School and Marsden High School.

The Denistone East P&C received support with writing a grant for their school eco/heritage garden and a presentation was made to a Sustainable Development class at Ryde TAFE about sustainability projects, roles and functions of Council in that area. A workshop on Sustainability Leadership was also provided for the class.



Program / projects	Status	Comment
Open Space, Sport and Recreation Program		
Delineation of Natural Area	🔄	Project completion delayed due to weather.
Park & Open Space Tree Planting Program	✓	
Park Irrigation Renewal Christie Park	✓	
Park Irrigation Renewal ELS Hall Park	🔄	
Catchment Program		
Shrimptons Ck - Bioretention Basin	✗	Two year project. Works commencing Q4 and continuing next financial year with unspent funds carried over.
Stormwater Asset Replacement Renewal	🔄	Projects programmed for quarter including pit & pipe replacements.
Stormwater Improvement Works Renewal	🔄	Station St & Herbert St projects commenced in April.
Water Quality Improvement Plan	🔄	Three year Regional project with all milestones in progress and project to be completed 2013/14.
Environmental Program		
Business Sustainability - City Switch	🔄	
Youth Waste & Environment Project (YEP)	🔄	
Land Use Planning Program		
Review Stormwater DCP and align WSUD	✗	Project delayed due to increased time required to engage the preferred Consultant (now engaged). Project will return to schedule in Q4. Carry over of unexpended funds required for completion of the project in 2013/2014. Despite this initial delay, it is expected that the project will be completed on time.
Community and Cultural Program		
Future Focus Home Waste & Sustainability	✗	Two year project on track with unexpended budget from Year one to carry over into 2013/14.
Porters Creek Depot Reconfiguration	🔄	
Waste to Energy	🔄	Under review.

🔄 On Track	10
✗ Action Required	1
✓ Complete	2
⊖ Not Started	1
⊘ Cancelled	-
▶▶ Deferred	-

CITY OF CONNECTIONS

Access and connection to, from and within the City of Ryde. Providing safe, reliable and affordable public and private travel, transport and communication infrastructure.

Our outcome of a City of Connections will create a city where people feel connected locally and globally, and can easily gain access to their work place, recreation opportunities, facilities and services in both a physical and virtual way.

INTEREST INFLUENCE CONTROL

Community Indicators

The following quality of life indicators have been selected to communicate a picture of how we are tracking in areas of importance to our community in relation our outcome of a City of Connections.

The following statistics are baseline data taken from Our Quality of Life report. Future data collection is planned to align with the release of the 2011 census results and reported against the Ryde 2021 Community Strategic Plan. This process will begin in 2013 and will also involve identifying additional indicators to provide a comprehensive picture of quality of life in the City.

Transport Safety

45.3

per 10,000 licenses was the rate of persons killed and injured in Ryde as a result of road crashes in 2008. This rate decreased from 2004, when the trends in crashes involving casualties had been at a rate just over 50 per 10,000 licences (NSW Centre for Road Safety 2009).

Transport Options

69.9%

of employed people in 2007 used a private motor vehicle as their main form of transport to work. The proportion of workers taking public transport was 21.0%; remaining methods of travel include walking or cycling (4.8%) and multiple transport methods (5.4%; Australian Bureau of Statistics 2007a).

Private Motor Vehicle Travel

2.68%

was the drop in the number of motor vehicle registrations from 2008 to 2009. While the annual rate of motor vehicle registrations has been consistently decreasing since 2005, private motor vehicle were the most commonly used method of transport in Ryde (Australian Bureau of Statistics 2010d).

Internet Access

71.7%

of households in Ryde had a broadband, dial-up or another type of internet connection in 2006 (Australian Bureau of Statistics 2007a)

Financial Position

A City of Connections Outcome has an Annual Revised Base, (Operational) Expenditure Budget of \$7.4 million (excluding Depreciation) and at March 2013 year to date an unfavourable variance, which will be addresses at the 3rd Quarter 2012/2013 by an upward revision of expenditure and income in the restoration area.

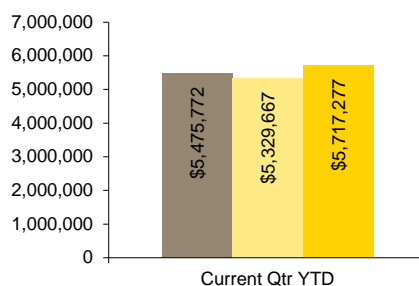
Capital expenditure for the Outcome had a favourable variance on a \$10.8 million Annual Budget, due to the cancellation of the Parking Technology project and favourable variances on the Agincourt/Balaclava Rd TCS and Macquarie Park Transport NSW projects.

At the 3rd Quarter Review a funded allocations will be made for the Macquarie Park parking Scheme Upgrade and North Ryde to Macquarie University Bicycles and Pedestrian Shared Path, in addition to an upward revision of Capital Income due to increase Section 94 Contributions.

Non Capital projects with a total expenditure budget of \$633,000 will be monitored in the remaining quarter.

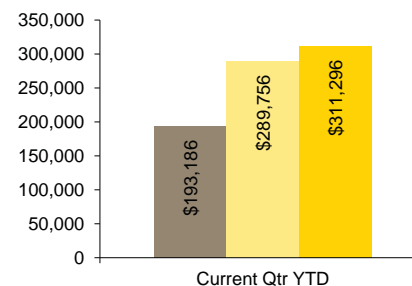
Base Expenditure

■ Prior Year Actual
■ Base Expenditure budget YTD
■ Base Expenditure actual YTD



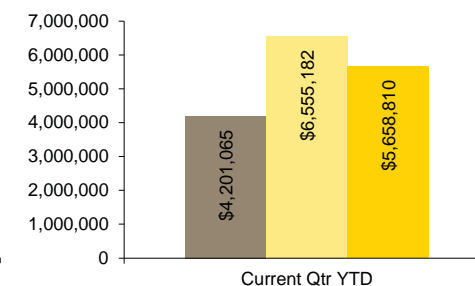
Non-Capital Expenditure

■ Prior Year Actual
■ Non-Capital Expense budget YTD
■ Non-Capital Expense actual YTD









Capital Expenditure

■ Prior Year Actual
■ Capital Expense budget YTD
■ Capital Expense actual YTD



	Revised Budget 2012/2013 (\$'000)	Proposed Changes 2012/2013 (\$'000)	Projected Budget 2012/2013 (\$'000)	Actual YTD 2012/2013 (\$'000)	Budget YTD 2012/2013 (\$'000)	% Variance
Base						
Income	(3,021)	(750)	(3,771)	(3,198)	(2,071)	54.45%
Expenditure	7,431	750	8,181	5,717	5,330	7.27%
Net	4,410		4,410	2,519	3,259	-22.70%
Non-Capital						
Income	(298)		(298)	(118)	(130)	-9.40%
Expenditure	633	(10)	623	311	290	7.43%
Net	335	(10)	325	194	160	21.09%
Capital						
Income	(12,030)	(1,778)	(13,808)	(10,936)	(2,328)	369.69%
Expenditure	10,812	624	11,436	5,659	6,555	-13.67%
Net	(1,218)	(1,154)	(2,372)	(5,278)	4,227	-224.86%
Reserve Movement	4,226	1,175	5,401	(500)	899	-155.59%
Loan Proceeds						
Net change in Working Capital	7,753	12	7,764	(3,064)	8,545	-135.86%









	On Track	10
	Action Required	1
	Complete	3
	Not Started	-
	Cancelled	1
	Deferred	-

Progress against Projects

The majority of projects listed are recorded as being on track, with the only projects recorded as requiring action being the Macquarie Park Station Access Works (Budget \$2.8 Million), which is still in a relatively early stage of development and the Agincourt Road/Balaclava Road TCS which is dependent on RMS to progress.

The Draft Macquarie Park Pedestrian Accessibility and Mobility Plan which describes a strategic framework and provides a strategic list of actions for developing safe and more convenient pedestrian routes fostering improvements in pedestrian mobility in Macquarie Park was completed this quarter and is now on public exhibition to 23 April 2013. Separate presentations have been delivered to the Access Committee and the Bicycle Committee. It is expected that the final Plan will be considered by Council next quarter.

Road Resurfacing/Kerb renewal is on schedule currently it is forecast to be completed by the end of the financial year. This is due to being able to start projects earlier than expected due to good weather. Works completed include Jordan Street, Gladesville (Victoria Road - Western Crescent), Herring Road, Macquarie Park (Windsor Drive - Waterloo Road), Herring Road, Macquarie Park (Waterloo - Talavera Road), Lovell Road, Eastwood (Orange Street - Pickford Avenue), Waterloo Road, Macquarie Park (Lane Cove Road - Wicks Road).

Program / projects	Status	Comment
Open Space, Sport and Recreation Program		
Access Audit - Parks and Open Space Area		
Roads Program		
Road Kerb Renewal		Child projects are underway or scheduled such that cluster will be complete by year end.
Road Resurfacing Renewal		Child projects are underway or scheduled such that cluster will be complete by year end.
Centres and Neighbourhood Program		
Pedestrian Accessibility & Mobility Plan		
Public Wifi Feasibility Study		This project is on-track and further expenditure is scheduled for the 4th Quarter. A minor carryover of funds will be required to continue works into 2013/14.
Library Program		
Wifi for Libraries		
Paths and Cycleways Program		
Footpath Construction Expansion		Scheduled projects are underway or scheduled such that cluster will be complete by year end.
Footpath/SUP construction Waterloo Rd		

Program / projects	Status	Comment
--------------------	--------	---------

Traffic and Transport Program

Car Park Renewal	🔄	Projects are underway or scheduled such that cluster will be complete by year end.
Go Get Car Hire Program	🔄	Programmed for future Quarter this Financial Year.
Personal Mobility Electric Vehicle	🔄	
Top Ryder Community Bus Service	🔄	
Traffic Facilities Renewal	🔄	
Upgrade Ranger Hand Held Devices	✖	Specifications of hand held devices revised due to the cancellation of the Transport/Parking Technology Project. Specifications to be finalised and contract updated in Q4. Some Carryover may be required depending on receipt of invoice from supplier.

Regulatory Program

Transport/Parking Technology	🚫	Cancelled at the December quarterly review.
------------------------------	---	---

CITY OF HARMONY AND CULTURE

A welcoming and diverse community, celebrating our similarities and differences, in a vibrant city of culture and learning.

Our outcome of a City of Harmony and Culture will ensure that the City of Ryde recognises and celebrates its links to its traditional owners and provides cultural and learning opportunities which meet the needs of our diverse population.

 INTEREST  INFLUENCE  CONTROL

Community Indicators

The following quality of life indicators have been selected to communicate a picture of how we are tracking in areas of importance to our community in relation our outcome of a City of Harmony and Culture.

The following statistics are baseline data taken from Our Quality of Life report. Future data collection is planned to align with the release of the 2011 census results and reported against the Ryde 2021 Community Strategic Plan. This process will begin in 2013 and will also involve identifying additional indicators to provide a comprehensive picture of quality of life in the City.

Post School Qualifications

14.5%

was the increase in the population that had post school qualifications between 1991 and 2006. In Ryde, 27.5% had a bachelor or higher qualification, well above the Sydney SD of 20.0%. Overall the proportion of people without qualifications has dropped significantly over the 15 years to 2006, from 52.7% to 37.3% (Australian Bureau of Statistics 2007a).

Library Use

83%

was the satisfaction level with Ryde library services in 2008, with 36% being 'very satisfied'. Of the total resident population in 2009, 50.8% were a member of a City of Ryde library (City of Ryde 2008b), higher than the NSW access rate of 45.1% (State Library of NSW 2010).

Participation in Learning in Culturally and Linguistically Diverse Communities

74%

of migrants from India and 51.6% from China held a bachelor degree or higher, while 15.5 % of people born in Hong Kong and 15.4% of people born in China had the highest proportion of advanced diplomas. Ryde's culturally and linguistically diverse communities generally hold more qualifications than their Australian-born counterparts (Australian Bureau of Statistics 2007).



Early Childhood Development

7.6%

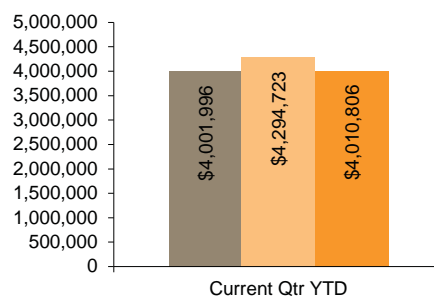
of all children in Ryde are considered vulnerable, and may face particular challenges in any of the five Australian Early Development Index (AEDI) developmental domains including: school-based language and cognitive skills, physical health and well-being, social competence, emotional maturity, communication skills and general knowledge (Australian Early Development Index 2010).

Financial Position

This outcome is unspent by 15.51% due to some capital and non-capital projects being behind schedule or deferred to next financial year. Possible carryovers are Live Neighbourhood project and Improving shopfronts in Eastwood. The Heritage Grants Scheme has been deferred to 2013/14 period. Base budget expenditure continues to remain under budget.

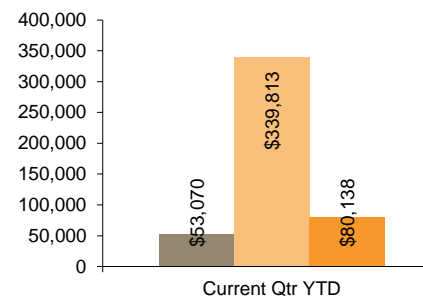
Base Expenditure

- Prior Year Actual
- Base Expenditure budget YTD
- Base Expenditure actual YTD



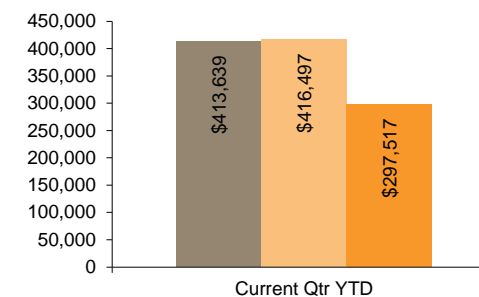
Non-Capital Expenditure

- Prior Year Actual
- Non-Capital Expense budget YTD
- Non-Capital Expense actual YTD



Capital Expenditure

- Prior Year Actual
- Capital Expense budget YTD
- Capital Expense actual YTD



	Revised Budget 2012/2013 (\$'000)	Proposed Changes 2012/2013 (\$'000)	Projected Budget 2012/2013 (\$'000)	Actual YTD 2012/2013 (\$'000)	Budget YTD 2012/2013 (\$'000)	% Variance
Base						
Income	(1,088)	5	(1,083)	(1,026)	(1,047)	-1.95%
Expenditure	5,631		5,631	4,011	4,295	-6.61%
Net	4,544	5	4,549	2,984	3,248	-8.11%
Non-Capital						
Income				(4)		
Expenditure	289	60	349	80	340	-76.42%
Net	289	60	349	76	340	-77.51%
Capital						
Income						
Expenditure	527	25	552	298	416	-28.57%
Net	527	25	552	298	416	-28.57%
Reserve Movement	(260)	(105)	(365)	(195)	(260)	-24.97%
Loan Proceeds						
Net change in Working Capital	5,100	(15)	5,085	3,163	3,744	-15.51%

Progress against Projects

This quarter has seen some great progress on projects for the Harmony and Culture outcome currently all project's are tracking well. Some of the highlights of the Quarter include:

Eastwood Library has recently been significantly refurbished with a new colour scheme, paintwork, carpets, furniture, signage and smart TV. The Library closed its doors to the public for several weeks, re-opening in early February 2013. On Saturday 16 February, library staff organised a community celebration to officially re-open the library.

January saw the introduction of merge contemporary art space, a new pop up shop where you'll find original handmade jewellery, ceramics, photography, prints, lights and hand crafts made by local artists at great, affordable prices. Located on Level 3, Macquarie Centre, North Ryde. The Pop Up Project is a partnership between the City of Ryde and Macquarie Centre to provide local arts and cultural practitioners with access to retail spaces.



Mayor Clr Ivan Petch and Acting General Manager Danielle Dickson at the reopening of the Eastwood Library.

Program / projects	Status	Comment
Library Program		
Feasibility study for Eastwood Library	⊖	Council approved to combine this project with the Eastwood Community Hub Feasibility Study.
Library Books	🔄	Ongoing acquisition of library books.
Library Electronic Books	🔄	Ongoing acquisition of eBooks.

🔄 On Track	4
✗ Action Required	1
✓ Complete	-
⊖ Not Started	1
⊘ Cancelled	2
▶▶ Deferred	-

Community and Cultural Program

Cultural Spaces stage 3: Feasibility	⊘	Council has approved a feasibility study for a Community Hub in Eastwood to be initiated this year. Given the need for completing the long term asset plan for Community & Cultural Buildings, a Social & Cultural Infrastructure Plan is currently under development. All further feasibility studies are recommended to be on hold pending the finalisation of the Social & Cultural Infrastructure Plan.
Improving shopfronts in Eastwood	⊖	The staff member commenced in February. Whilst this project will start expenditure of funds will take place next financial year.
Live Neighbourhood Project	🔄	A project milestone (to appoint a contractor) for the Bennelong Bicentenary Celebrations was scheduled for end of February but was met at the end of March 2013. This project is scheduled for implementation in first quarter of next year. Consequently part of the funding will need to be carried over.
Ryde Youth Music Project	⊘	In Q1 this project was approved by Council to be placed on hold.
Ryde Youth Theatre Group	🔄	Part of this funding relating to equipment and venue may need to be carried over.

Land Use Planning Program

Heritage Grants Scheme	✗	Due to work priorities in Urban Planning and limited staff resources to work on heritage issues delays occurred in commencing this project. The funds will not be spent in 2012/13 and will be returned to General Revenue as part of the Q3 review. The project is funded in 2013/14.
------------------------	---	--

CITY OF PROGRESSIVE LEADERSHIP

A well led and managed city, supported by ethical organisations which deliver projects and services to the community by listening, advocating and responding to their needs.

Our outcome of a City of Progressive Leadership will foster collaborative approaches to the governance of our city across all levels of government, to focus on delivering results against our agreed strategic outcomes in the most cost effective way. Our community will be at the heart of our decision making and service delivery and will enjoy a strong sense of connection with their council.

INTEREST INFLUENCE CONTROL

Community Indicators

The following quality of life indicators have been selected to communicate a picture of how we are tracking in areas of importance to our community in relation our outcome of a City of Progressive Leadership.

The following statistics are baseline data taken from Our Quality of Life report. Future data collection is planned

to align with the release of the 2011 census results and reported against the Ryde 2021 Community Strategic Plan. This process will begin in 2013 and will also involve identifying additional indicators to provide a comprehensive picture of quality of life in the City.

Council Management and Leadership

6.6

of 10 was the rating given to the overall performance of management and leadership of Council in 2008, increasing from 6.3 in 2006 (City of Ryde 2008b).



Leadership in the City of Ryde

38.2%

Of the employed labour force living in Ryde in 2010 were managers, administrators or professionals, indicating low rate compared to most comparator LGAs, and lower than Sydney SD.



Volunteering



16.8%

of adults in Ryde were engaged in voluntary work in 2006, with 28.6% of all volunteers aged 55 and over. Volunteering is less prevalent among younger people, with lowest participation amongst the 15-34 year age group (14.6%, Australian Bureau of Statistics 2007a)

Financial Position

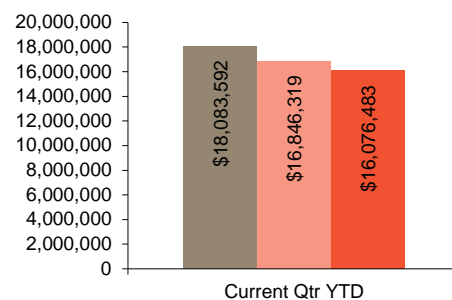
The overall net adjustment for Progressive Leadership in this review is \$0.1 million.

However, the key highlights in this adjustment are:

- A net transfer to Reserve of \$3.36 million, which includes income received from VPA relating to the Stocklands development in Waterloo/Byfield Rds (\$1.65 million), additional interest on investments from Section 94 Contributions (\$0.57 million) and income from investment principal recovered from legal action (\$1.37 million)
- Additional legal costs of \$0.27 million which relates to Property matters (\$0.15 million) and the Supreme Court matter (\$0.12 million).
- Additional \$56,000 to cover costs of community meetings on UAP.
- Salary savings of \$0.12 million brought to account this quarter.
- Allocation for 2012/13 for Country partnership \$0.04 million shown as saving, due to no commitments this financial year.

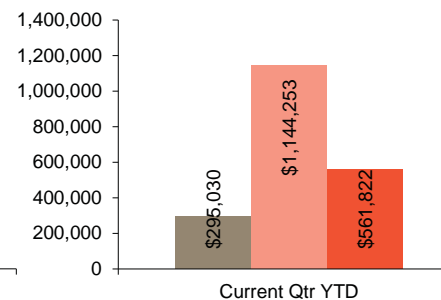
Base Expenditure

■ Prior Year Actual
■ Base Expenditure budget YTD
■ Base Expenditure actual YTD



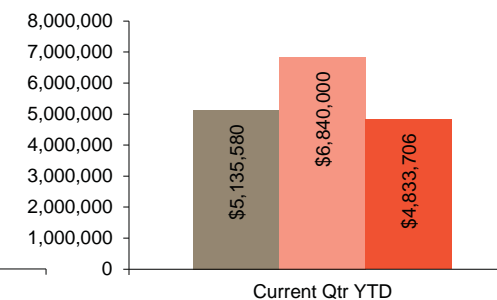
Non-Capital Expenditure

■ Prior Year Actual
■ Non-Capital Expense budget YTD
■ Non-Capital Expense actual YTD








Capital Expenditure

■ Prior Year Actual
■ Capital Expense budget YTD
■ Capital Expense actual YTD



	Revised Budget 2012/2013 (\$'000)	Proposed Changes 2012/2013 (\$'000)	Projected Budget 2012/2013 (\$'000)	Actual YTD 2012/2013 (\$'000)	Budget YTD 2012/2013 (\$'000)	% Variance
Base						
Income	(54,132)	(2,050)	(56,183)	(54,523)	(52,326)	4.20%
Expenditure	21,959	367	22,326	16,076	16,846	-4.57%
Net	(32,173)	(1,683)	(33,856)	(38,446)	(35,479)	8.36%
Non-Capital						
Income				(0)		
Expenditure	1,276	40	1,316	562	1,144	-50.90%
Net	1,276	40	1,316	562	1,144	-50.91%
Capital						
Income		(1,653)	(1,653)	(1,541)	750	-305.51%
Expenditure	8,243	39	8,282	4,834	6,840	-29.33%
Net	8,243	(1,614)	6,629	3,292	7,590	-56.62%
Reserve Movement	(4,684)	3,363	(1,321)	(747)	(3,848)	-80.59%
Loan Proceeds	(619)		(619)	(377)	286	-231.98%
Net change in Working Capital	(27,958)	106	(27,852)	(35,716)	(30,308)	17.85%










	On Track	12
	Action Required	3
	Complete	2
	Not Started	-
	Cancelled	1
	Deferred	1

Progress against Projects

Projects for the City of Progressive Leadership detailed below are continuing to generally be on track, subject to the following comments:

Customer Service and Governance Departments were successfully merged into one department in quarter three. The merging has allowed council to make some savings by the joining of these two departments.

In quarter three we saw the commencement of a trial of Saturday opening hours for the Ryde Planning and Business Centre. So far results have been positive and this trial will continue on into next financial year.

Program / projects	Status	Comment
Property Portfolio Program		
Civic Precinct Redevelopment		
Commercial Buildings Renewal		Works will be completed by end of Q4.
Corporate Buildings Renewals		Project's funding utilised for Community Life relocation and accommodation adjustments within Civic Centre. Journal required to reallocate \$1,352.
Operational Buildings Renewal		Works will now be completed in Q4 due to utility delay.
Governance and Civic Program		
Councillor Induction Program & Training		
Customer and Community Relations Program		
CRM Workflow Update		The project will definitely run through 2013/14 so is therefore identified for a carry over.
Ryde Planning and Business Centre		The trial will go into 2013/14 so is therefore identified for a carry over.
Risk Management Program		
Automating the Procurement Process		
Internal Audit Quality Assessment		This project is recommended for deferral and carry over due to an increase in unplanned and urgent matters.

Program / projects	Status	Comment
--------------------	--------	---------

Land Use Planning Program

Electronic Development Assessment Project	✘	Year one of the two year project has been delayed to incorporate LEP2011. Unexpended funds to be carried over for completion in 2013/2014. The overall schedule will be unaffected and that the project will be completed on time.
---	---	--

Organisation Development Program

Best Value Reviews (annual)	⌚	This project is flagged for carry over due to the fact that the facilitator who has been engaged to assist with the review cannot commence the work until late May 2013. It is therefore requested that the funds be carried over into the next financial year.
Performance Review Process	⌚	Invoice received, pending approval. This Project is a two year project and balance of unexpended funds is to be carried over.
PMCOR System Development	✘	Invoice received, pending approval. Project may not be completed this year.

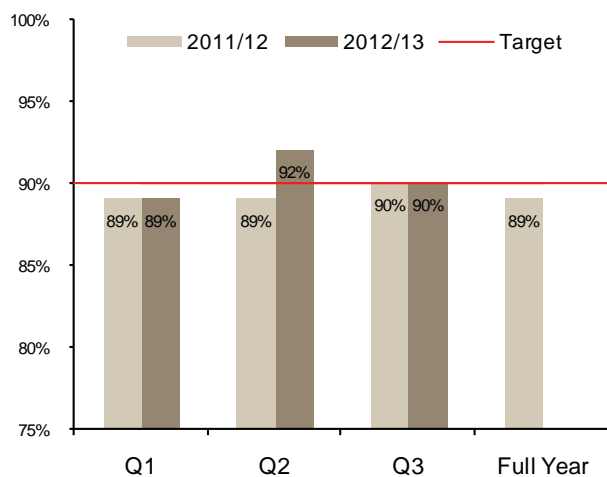
Organisation Development Program

GPIMS - System Development	✘	Further scoping being undertaken and business case to be submitted to ET.
Information Technology Renewals	⌚	IT Business Continuity Plan completed. Council eBusiness Plan drafted. PC rollout on track. Earmarked \$50k for Council Internet Content Management System replacement will likely be carried over to FY13-14, together with \$40k for Tree Management System to also be carried over.
IRM Scanning Project	⌚	
Plant & Fleet Purchases	⌚	Purchases on track.
Policy Framework for WH&S	⌚	
Review and Update HR Policies	⌚	

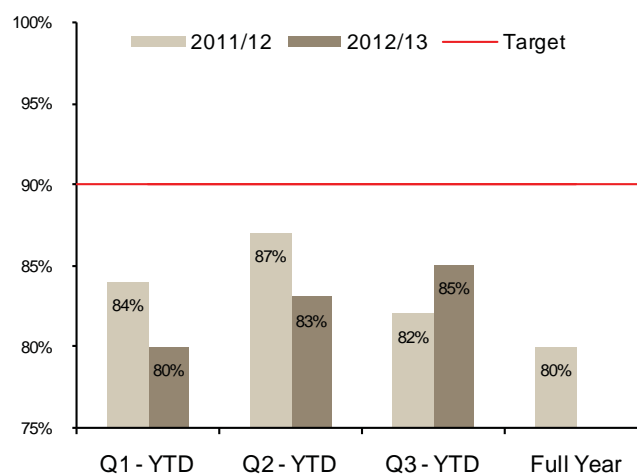
CORPORATE PERFORMANCE

Measure	Performance Indicator	2011/12 Target	YTD Progress	Status	Comments
Customers and Partners					
Responsiveness to customer requests	% of customer requests acknowledged within agreed standards (5 working days)	90%	N/A	-	Time needed to develop work flows so that this measure can be reported.
	% of customer requests actioned within agreed standards (10 working days)	90%	90%	🟢	
	% of inward correspondence acknowledged within agreed standards (5 working days)	90%	N/A	-	Time needed to develop work flows so that this measure can be reported.
	% inward correspondence actioned within agreed standards (10 working days)	90%	85%	🟢	Trend improving further.
Effective complaints handling to service standard	% of tier one and two complaints resolved within agreed standards	100%	100%	🟢	

Customer Requests



Inward Correspondance

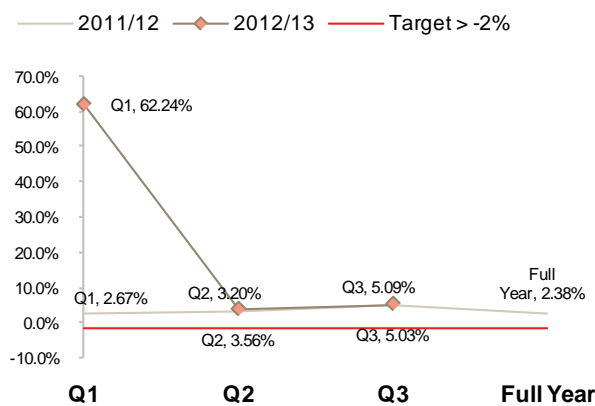


Measure	Performance Indicator	2011/12 Target	YTD Progress	Status	Comments
---------	-----------------------	----------------	--------------	--------	----------

Budgets and Financial Management

Base Budget management	% variance of YTD approved base budget Income as at last quarter. (That you are not more than 2% under your approved Base Budget Income)	> = -2%	5.03%	⊖	
	% variance of YTD approved base budget Expenditure as at last quarter. (That you are not more than 2% over your approved Base Budget Expenditure)	= < +2%	-6.15%	⊖	

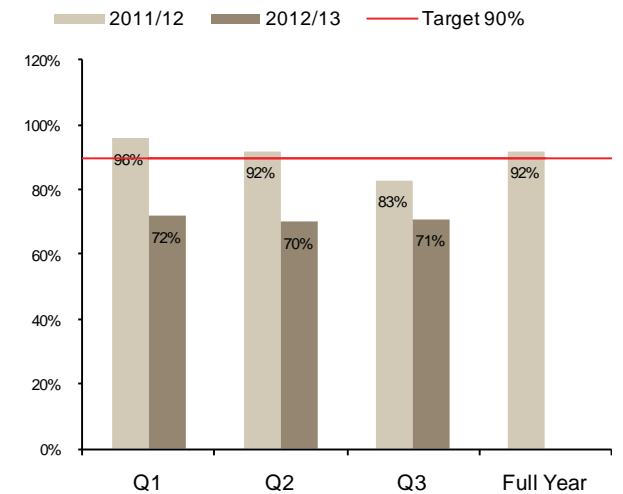
% variance of YTD base budget income



% variance of YTD base budget expenditure



% project milestones completed on time



Project Management

Projects are well managed	% project milestones completed on time	90%	71%	✗	Although a few milestones were overdue the majority of our projects are still on track to be delivered.
---------------------------	--	-----	-----	---	---

Culture, Learning & Development

Occupational Health and Safety	Number of LTI days per quarter (reduction from previous quarter)	41	79.5	✗	An increase of 38.5 days on last quarter.
Regulatory Risk Management	% of internal audit recommendations implemented within agreed timeframes	100%	91%	✗	

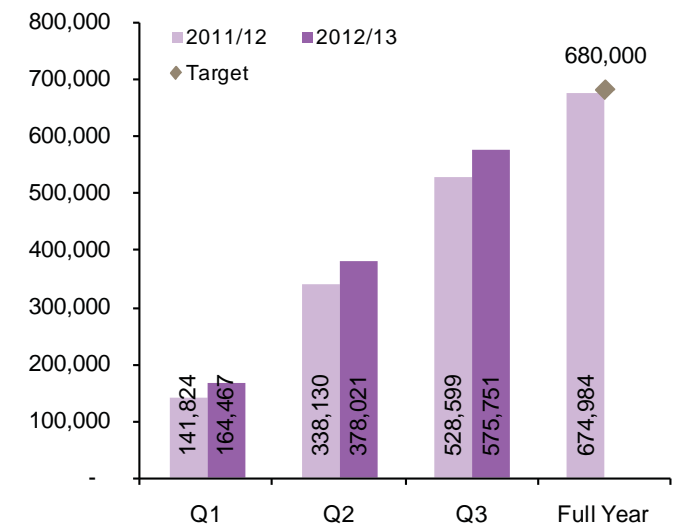
1. OPEN SPACE, SPORT & RECREATION

Developing, delivering, maintaining and managing all our sports, recreation, outdoor, open spaces and natural areas infrastructure, services and facilities.

1.1 Performance Indicators







	2012/13 Target	YTD Progress	Status	Comment
% of project milestones met on time	90%	63%	✘	
No. of visitors to RALC	780,000	575,751	🔄	On track to meet yearly target.
No. of users of sports grounds and playing fields	N/A	608,415	🔄	Summer season and school holidays affected these numbers.
No of visitors to Ryde Community and Sports Centre (ELS Hall)	N/A	N/A		
% compliance with pool water bacteriological criteria	100%	100%	🔄	

Visitors to the RALC - Year to Date














1.2 Base Budget

	YTD Budget \$	YTD Actual \$
Income	-4,547,000	-4,621,000
Expense	9,326,000	8,961,000
Total Base Budget	4,779,000	4,340,000

 On Track	13
 Action Required	4
 Complete	7
 Not Started	-
 Cancelled	1
 Deferred	-

1.3 Projects







Planned Projects	2012/13 Budget \$	YTD Actual \$	Status	Comment
Sportsfield Floodlighting Expansion	\$367,190	\$57,264		Magdala Park project due to be completed during the quarter, did not occur until April. Possible funds for carry over.
Sportsground Amenities Upgrades Expansion	\$360,000	\$57,300		
Sportsfield Renewal & Upgrade	\$669,500	\$464,906		Some delays in two projects - ELS Hall Park due to weather conditions and Marsfield Park as cricket pitch installation has been delayed. Both will be completed by end April. Possible carry over of unspent funds.
RALC Asset Renewal	\$328,000	\$179,071		On track to complete yearly target.
Sportsground Amenities Renewal & Upgrade	\$100,000	\$52,831		Weather delayed completion of project until April.
Playground Construction - Renewal	\$566,500	\$93,364		Discovery of Asbestos at Holt Park has impacted on the delivery of projects under this program. Carry over possible subject to remediation work undertaken in Holt Park. Putney Park project delayed to 2013/14 period.
Access Audit - Parks and Open Space Area	\$50,000	\$18,900		
Active in Ryde Program Implementation	\$10,300	\$3,420		Possible carry over due to unspent grant monies.
Integrated Open Space Plan Implementation	\$50,000	\$28,931		
Street Tree Planting Program	\$30,000	\$4,500		Project recommended to Council to be cancelled and funds utilised to meet over spend in Queens Tree project. This to occur during the quarter.
Park & Open Space Tree Planting Program	\$75,000	\$90,973		

1.3 Projects (Continued)


Planned Projects	2012/13 Budget \$	YTD Actual \$	Status	Comment
Delineation of Natural Area	\$12,500	\$1,875	🔄	Project completion delayed due to weather.
Livvi's Place at Yamble Reserve	\$0	\$0	✓	
Park Irrigation Renewal ELS Hall Park	\$30,000	\$4,500	🔄	
Park Irrigation Renewal Christie Park	\$30,000	\$22,848	✓	
New Projects	2012/13 Budget \$	YTD Actual \$	Status	Comment
Feasibility study on synthetic fields	\$45,000	1,850	🔄	Contractor engaged and project commenced.
Carryover Projects	2012/13 Budget \$	YTD Actual \$	Status	Comment
Ryde Parramatta River Walk (POT p.43/57)	\$1,319,388	\$325,695	🔄	Project is still currently on public exhibition.
Brush Farm Park - Initiation of Action Plan	\$69,646	\$27,449	✗	Work delayed due to delayed adoption of Brush Farm Park masterplan. Project Brief developed for 2013/14. Possible carry over.
Field of Mars - Initiation of Action Plan	\$24,166	\$0	🔄	Project currently underway and scheduled for completion this financial year. Possible carryover of \$5,000.
Charity Creek Cascades	\$145,528	\$206,503	✓	
Urban & Street Tree Master Plan	\$65,000	\$36,525	✓	
Brush Farm Park Archaeological Plan	\$0	\$0	✓	
Aboriginal Heritage - signage	\$85,000	\$16,461	🔄	RFT process delayed to April.
Surf Attraction	\$1,935,263	\$263,723	✗	Project scheduled over multiple years - milestones to be reset following advice on DA submission - funds to be carried over.
Cogeneration Plant @ RALC	\$817,208	\$10,018	✗	Custom made plant from Germany due August 2013 commission September 2013 - funds to be carried over.

2. ROADS

Managing and maintaining our roads, bridges and retaining walls.

	On Track	3
	Action Required	-
	Complete	2
	Not Started	-
	Cancelled	-
	Deferred	-





2.1 Performance Indicators


	2012/13 Target	YTD Progress	Status
% of project milestones met on time	90%	100%	

2.2 Base Budget

	YTD Budget \$	YTD Actual \$
Income	-1,791,000	-3,124,000
Expense	3,229,000	3,787,000
Total Base Budget	1,438,000	663,000

2.3 Projects

Planned Projects	2012/13 Budget \$	YTD Actual \$	Status	Comment
Road Resurfacing Renewal	\$2,575,000	\$2,173,699		Child projects are underway or scheduled such that program will be complete by year end.
Road Kerb Renewal	\$1,287,500	\$1,061,431		Child projects are underway or scheduled such that program will be complete by year end.
Bridge Upgrade / Renewal	\$103,000	\$99,598		Funds used for Hillview Culvert per council report
Heavy Patching	\$206,000	\$103,041		Projects are underway or scheduled such that program will be complete by year end.

Carryover Projects	2012/13 Budget \$	YTD Actual \$	Status	Comment
Pittwater Road (Coxs to Carramar Stage 2 and High St - No.	\$146,756	\$148,250		

3. PROPERTY PORTFOLIO

Developing, managing and maintaining our portfolio of corporate, commercial and civic properties.

3.1 Performance Indicators

	2012/13 Target	YTD Progress	Status	Comment
% of project milestones met on time	90%	80%	🔄	

3.2 Base Budget






	YTD Budget \$	YTD Actual \$
Income	-1,184,000	-1,360,000
Expense	1,875,000	1,649,000
Total Base Budget	691,000	289,000

3.3 Projects

Planned Projects	2012/13 Budget \$	YTD Actual \$	Status	Comment
Commercial Buildings Renewal	\$250,000	\$70,964	🔄	Works will be completed by end of Q4.
Corporate Buildings Renewals	\$0	\$1,352	✓	Project's funding utilised for Community Life relocation and accommodation adjustments within Civic Centre. Journal required to reallocate \$1,352.
Operational Buildings Renewal	\$90,000	\$59,710	🔄	Works will now be completed in Q4 due to utility delay.
Civic Precinct Redevelopment	\$0	\$1,155,038	⊖	

New Projects	2012/13 Budget \$	YTD Actual \$	Status	Comment
Land and Certificates of Title Register	\$100,000	\$92,678	🔄	
Civic Centre Refurbishment	\$669,300	\$45,947	⊖	This project is flagged as a potential carry over. In accordance with report to council on civic centre maintenance schedule. Workshop scheduled with councillors on 23 April 2013 to discuss report maintenance schedule.

3.3 Projects (Continued)

	On Track	5
	Action Required	
	Complete	4
	Not Started	2
	Cancelled	-
	Deferred	1

Carryover Projects	2012/13 Budget \$	YTD Actual \$	Status	Comment
Air Conditioning Replacement at Civic Centre	\$18,125	3,750	✓	
Power Generator at Civic Centre	\$327,840	\$0	▶▶	This project deferred as it has been included in report to Council on Civic Centre Maintenance Schedule report. Workshop scheduled with Councillors to discuss report/maintenance schedule on 23 April 2013.
Re-location Argyle Centre	\$1,326,375	\$1,298,182	✓	Project complete.
Urgent Sewer Works - Civic Centre	\$150,000	\$0	✓	Balance of funds to be utilised in funding works detailed in report to Council on Maintenance Schedule. Workshop with Councillors on this report on 23 April 2013. Urgent works completed in December 2012.
Building Security Arrangements	\$31,360	\$11,513	🔄	Security Tender now finalised and on Council's agenda for 23 April 2013. Will show as Complete in next Quarterly Review.
West Ryde Community Facility - Project Management	\$418,837	\$56,009	🔄	

4. CATCHMENT

Managing, monitoring and maintaining water quality and reuse, our stormwater and natural waterways.

	On Track	3
	Action Required	2
	Complete	-
	Not Started	-
	Cancelled	-
	Deferred	-

4.1 Performance Indicators

	2012/13 Target	YTD Progress	Status	Comment
% of project milestones met on time	90%	75%		One milestone missed see comment below.

4.2 Base Budget

	YTD Budget \$	YTD Actual \$
Income	-17,000	-219,000
Expense	750,000	847,000
Total Base Budget	733,000	628,000

4.3 Projects

Planned Projects	2012/13 Budget \$	YTD Actual \$	Status	Comment
Stormwater Improvement Works Renewal	\$1,080,000	\$132,233		Station St & Herbert St projects commenced in April.
Stormwater Asset Replacement Renewal	\$721,000	\$198,517		Projects programmed for quarter including pit & pipe replacements. Adjustment to projects for program reported to Works and Community Committee 5th February 2013. Designs and programming of works proceeding on that basis.
Water Quality Improvement Plan	\$15,000	\$15,000		Three year regional project with all milestones in progress and project to be completed 2013/14.
Shrimptons Ck - Bioretention Basin	\$316,000	\$47,400		Two year project. Works commencing quarter four and continuing next financial year with unspent funds carried over.

Carryover Projects	2012/13 Budget \$	YTD Actual \$	Status	Comment
River to River Corridors Project	\$57,986	\$28,545		Grant funded project due for completion September 2013, with unexpended budget at year end to carry over into 2013/14.

5. CENTRES AND NEIGHBOURHOOD

	On Track	6
	Action Required	4
	Complete	3
	Not Started	-
	Cancelled	-
	Deferred	1

Developing, delivering, maintaining and managing all our public domain infrastructure, facilities and place management.

5.1 Performance Indicators

	2012/13 Target	YTD Progress	Status	Comment
% of project milestones met on time	90%	56%	✘	Explained in detail in projects section.

5.2 Base Budget

	YTD Budget \$	YTD Actual \$
Income	-280,000	-9,000
Expense	2,763,000	2,631,000
Total Base Budget	2,484,000	2,621,000

5.3 Projects

Planned Projects	2012/13 Budget \$	YTD Actual \$	Status	Comment
Town Centre Upgrade Renewal	\$1,372,500	\$225,000	✘	The completion of the detailed design and employment of the contractor for Church St has been delayed due factors such as the need for a heritage report, lighting design and revised design to meet the budget. This has delayed construction. The majority of the budget (approx \$920,000) will be required to be carried over into 2013/14. Rowe Street design, being the development of the Public Domain and Public Art Plan, is on track.
Neighbourhood Centre Renewal	\$565,470	\$347,436	✘	Construction works in the centres of Boronia Park and Agincourt Road have commenced but the projects are behind schedule due to a delay in commencing work (resulting from delays in finalising the detail design) and wet weather. The completion of the Concept Design for Sagar Place is also not on track due to a vacancy in the City Landscape Architect position and due to diversion of Urban Planning resources as a result of the ongoing work on LEP2011. The development of the concept design for the Quarry Road centre is on track.

5.3 Projects (Continued)

Planned Projects	2012/13 Budget \$	YTD Actual \$	Status	Comment
Pedestrian Accessibility & Mobility Plan	\$50,000	\$33,004	↻	
Town Centres Wayfinding Plan	\$0	\$0	▶	Council approved the deferral of this project on 27 November 2012 as part of the September Quarter review. The project will be undertaken by staff in 2013/14.
Public Wifi Feasibility Study	\$50,000	\$7,500	↻	This project is on track and further expenditure is scheduled for Q4. A minor carry over of funds will be required to continue works into 2013/14.
Macquarie Park - Wayfinding Signage	\$80,000	\$12,000	↻	
Public Domain Upgrade Waterloo Rd	\$366,002	\$48,000	✘	Delays have occurred in the finalisation of the detailed design due to some variation in the design scope resulting delaying the recruitment of the contractor and construction. Total budget and cost of works is \$490,000 - including a Q3 variation to increase the budget by \$170,000. This project requires funds to be carried over in 2013/14 to allow the completion of the works.
Elouera Reserve Upgrade	\$80,000	\$12,000	↻	Design to be completed in final quarter of the financial year. Delayed due to consideration of Urban Activation Precinct development. Possible funds to be carried over.
Table Tennis Tables in Eastwood	\$10,000	\$0	↻	This project is on track. The installation occurred in April and the project will be delivered on budget, with installation costs to be brought to account upon receipt of invoice.

Carryover Projects	2012/13 Budget \$	YTD Actual \$	Status	Comment
Eastwood Master Plan Review	\$31,790	0	✘	This project has been delayed as resources were diverted to the ongoing work on DLEP2011 and the need for two significant development applications to be determined prior to Council considering the draft masterplan for exhibition. Funds (\$31,760) will be required to be carried over to allow the completion of the project.
Meadowbank Employment Area - Traffic Study	\$10,980	10,980	✓	
20 West Parade Eastwood - MFPs	\$100,455	30,010	↻	Commencement of installation was delayed due to earlier delays in finalising the tender.
Macquarie Park Tree Planting	\$0	0	✓	
Waterloo/Byfield Road - Public Domain upgrade	\$42,278	39,136	✓	

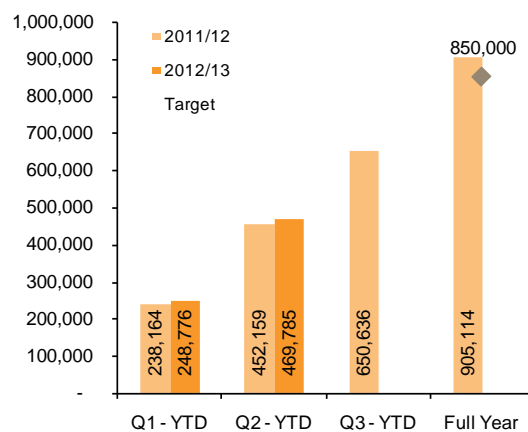
6. LIBRARY

Delivering all our library services.

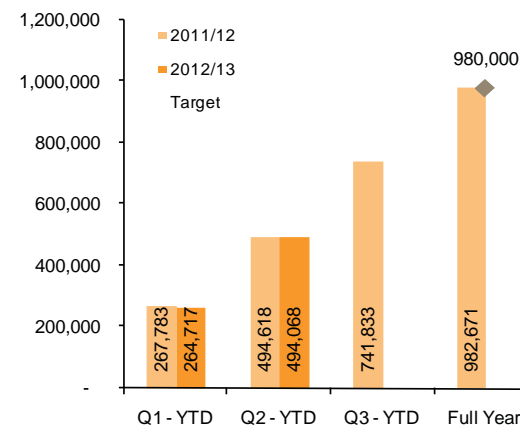
6.1 Performance Indicators

	2012/13 Target	YTD Progress	Status	Comment
% of project milestones met on time	90%	100%	🟢	
No. of library loans per capita (combined Ryde/Hunters Hill population is utilised)	8.1	2.1	🟢	
No. of visits to the library annually	850,000	693,861	🟢	

Visits to the library









Library loans issued



6.2 Base Budget

	YTD Budget \$	YTD Actual \$
Income	-893,000	-867,000
Expense	3,557,000	3,314,000
Total Base Budget	2,664,000	2,447,000

	On Track	4
	Action Required	-
	Complete	1
	Not Started	1
	Cancelled	-
	Deferred	-

6.3 Projects

Planned Projects	2012/13 Budget \$	YTD Actual \$	Status	Comment
Feasibility study for Eastwood Library	\$0	\$0	⊖	Council approved to combine this project with the Eastwood Community Hub Feasibility Study.
Community Buildings Renewals - Libraries	220,206	172,436	✓	Project completed with some invoices still to be processed. Budget will be fully spent.
Wifi for Libraries	7,350	6,547	✓	Project completed.
Library Electronic Books	30,000	13,446	🔄	Ongoing acquisition of ebooks.
Library Books	412,000	266,518	🔄	Ongoing acquisition of library books.
Digital enhancement for Libraries	17,596	2,500	🔄	Project underway and on track for completion in Q4.

New Projects	2012/13 Budget \$	YTD Actual \$	Status	Comment
Libraries for Ryde	\$65,000	\$0	🔄	This new project will potentially be carried over into the next financial year.

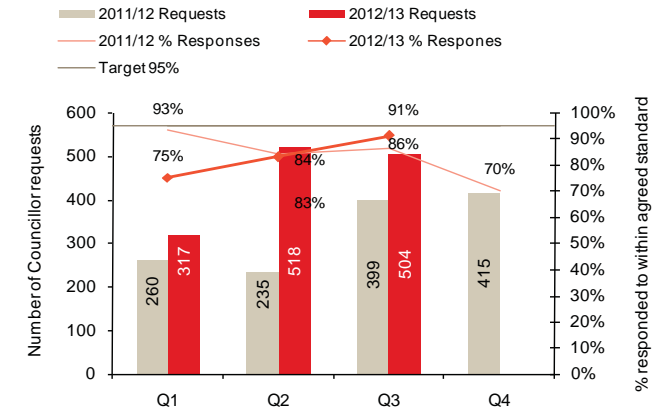
7. GOVERNANCE AND CIVIC

Developing, managing and maintaining our portfolio of corporate, commercial and civic properties.

7.1 Performance Indicators

	2012/13 Target	YTD Progress	Status	Comment
% of project milestones met on time	90%	50%	✘	One project milestone missed with the Webcasting Project due to difficulties with the supplier of cameras and their connectivity with our systems. Lenses have now been ordered from the US.
Number of known breaches of statutory/council policy requirements	0	0	✔	
% of Councillor requests responded to within agreed service standard	95%	91%	✘	504 requests were received during the quarter this is in comparison to 399 requests for the same quarter last year. The average response time was 3 days. Help Desk requests continue to be monitored.







Councillor helpdesk requests






7.2 Base Budget

	YTD Budget \$	YTD Actual \$
Income		-1,000
Expense	2,908,000	3,249,000
Total Base Budget	2,908,000	3,248,000

7.3 Projects

	On Track	-
	Action Required	1
	Complete	2
	Not Started	-
	Cancelled	-
	Deferred	-

Planned Projects	2012/13 Budget \$	YTD Actual \$	Status	Comment
Councillor Induction Program & Training	\$20,000	\$20,129		

New Projects	2012/13 Budget \$	YTD Actual \$	Status	Comment
Online Councillor Engagement Portal	\$35,650	\$35,300		
Webcasting	\$20,000	\$4,431		Experiencing difficulties with the connectivity. Testing is continuing and further options are being explored.

8. CUSTOMER AND COMMUNITY RELATIONS

Engaging with our community, all media and community relations, branding and marketing our city and developing and managing all our customer services.

8.1 Performance Indicators

	2012/13 Target	YTD Progress	Status	Comment
% of project milestones met on time	90%	100	🟢	
% of Calls to the Customer Call Centre Resolved at the first point of contact	85%	NA		No data is currently available, upgrade of telephone system is required.
% of calls completed at first contact (1st call resolution)	85%	NA		No data is currently available, upgrade of telephone system is required.

8.2 Base Budget

	YTD Budget \$	YTD Actual \$
Income	-48,000	-117,000
Expense	2,706,000	2,434,000
Total Base Budget	2,659,000	2,317,000

8.3 Projects

- 🔄 On Track 4
- ✖ Action Required -
- ✔ Complete -
- ⊖ Not Started -
- ⊘ Cancelled -
- ▶▶ Deferred -

Planned Projects	2012/13 Budget \$	YTD Actual \$	Status	Comment
Ryde Planning and Business Centre	\$45,000	\$8,202	🔄	The trial will go into 2013/14 so is therefore identified for a carry over.
CRM Workflow Update	\$105,000	\$0	🔄	The project will definitely run through 2013/14 so is therefore identified for a carry over.

Carryover Projects	2012/13 Budget \$	YTD Actual \$	Status	Comment
Customer Survey	\$88,053	\$79,247	🔄	Project has one remaining milestone which is to reach our target member base, expected to occur in September 2013. Flagged as potential carry over for 2013/2014 financial year.
SmartForms Project	\$100,299	\$40,376	🔄	Remaining works to be completed by end of Q4.

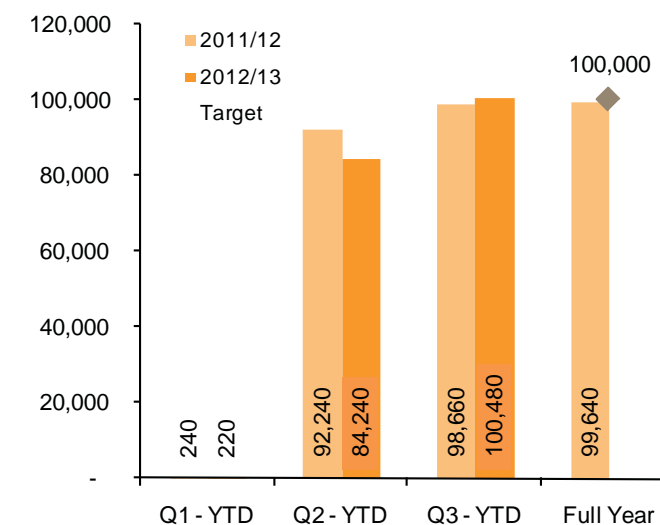
9. COMMUNITY AND CULTURAL

Engaging with our community, all media and community relations, branding and marketing our city and developing and managing all our customer services.

9.1 Performance Indicators

	2012/13 Target	YTD Progress	Status	Comment
% of project milestones met on time	90%	86%	🟡	
No. of new clients using the home modification service	250	210	🟡	On track to meet yearly target.
No. of children immunised	1,600	1,150	🟡	On track to meet yearly target.
No. of people attending key events and programs conducted by CoR	100,000	100,480	🟡	12,000 Australia Day Family Concert 250 - Australia Day Civic Ceremony 240 - Citizenship Ceremony 2250 - Cinema in the Park All the Colours of Ryde - 1500.
% capacity of leased halls booked (capacity based on 8 hour booking per day)	60%	55%	🟡	Occupancy levels were down from previous quarters due to lower usage during the month of January, the amount of bookings during this period has increased as demand for shorter hire periods is being experienced from community groups.
% capacity of meeting rooms booked (capacity based on 8 hour booking per day)	40%	42%	🟡	Increase in occupancy in meeting room hire as utilising rooms for small hirers rather than halls.
% customer satisfaction index for halls and meeting room hire service	80%	NA		Surveying to commence in fourth quarter.

People attending CoR key events and programs



9.2 Base Budget

	YTD Budget \$	YTD Actual \$
Income	-1,245,000	-1,290,000
Expense	2,764,000	2,397,000
Total Base Budget	1,519,000	1,108,000

🟢 On Track	12
🔴 Action Required	1
🟡 Complete	1
⊖ Not Started	1
🚫 Cancelled	2
▶▶ Deferred	-

9.3 Projects

Planned Projects	2012/13 Budget \$	YTD Actual \$	Status	Comment
Community Buildings Renewal	\$157,499	\$63,260	🟢	
Crime Prevention Plan - implementation	\$59,000	\$21,929	🟢	Part of this funding which relates a government grant may have to be carried over.
Live Neighbourhood Project	\$77,710	\$8,473	🟢	A project milestone (to appoint a contractor) for the Bennelong Bicentenary Celebrations was scheduled for end of February but was met at the end of March 2013. This project is scheduled for implementation in first quarter of next year. Consequently part of the funding will need to be carried over.
Ryde Youth Music Project	\$0	\$74	🚫	In Q1 this project was approved by Council to be placed on hold.
Ryde Youth Theatre Group	\$95,650	\$41,947	🟢	Part of this funding relating to equipment and venue may need to be carried over
Non-Profit Community Sector Development	\$20,600	\$6,905	🟢	
Cultural Spaces stage 3: Feasibility	\$0	\$0	🚫	Council has approved a feasibility study for a Community Hub in Eastwood to be initiated this year. Given the need for completing the long term asset plan for Community & Cultural Buildings, a Social & Cultural infrastructure Plan is currently under development. All further feasibility studies are recommended to be on hold pending the finalisation of the Social & Cultural Infrastructure Plan.
Funding Support for the Men's Shed	\$10,000	\$0	🟢	
Feasibility Study Community Hub-Eastwood	\$105,000	\$0	🟢	This project was reported to Council in two phases. Consequently a portion of the funding will be carried over.

9.3 Projects (Continued)

Planned Projects	2012/13 Budget \$	YTD Actual \$	Status	Comment
Temporary Employment of P/T Officer	\$80,000	\$0	✓	
Improving shopfronts in Eastwood	\$5,000	\$0	⊖	The staff member commenced in February. Whilst this project will start expenditure of funds will take place next financial year.

New Projects	2012/13 Budget \$	YTD Actual \$	Status	Comment
Community Licensing Policy development	\$4,000	\$1,534	↻	
Operational Asset Management Plan	\$15,000	\$0	↻	This project was planned over two financial years, part of the funds may need to be carried over.
Direct Service Delivery Transition	\$10,000	\$0	↻	Due to staffing changes this project has been delayed and may go across two financial years.

Carryover Projects	2012/13 Budget \$	YTD Actual \$	Status	Comment
Community Hubs identification study	\$83,130	\$43,324	↻	
Community Garden & Nursery	\$17,050	\$6,518	✗	Drawings being finalised for DA submission. Possible carry over of funds.
Addington House	\$157,355	\$52,504	↻	On Track for work to be completed by June.

10. RISK MANAGEMENT

Managing all legal services, procurement and internal auditing, assessing and managing business continuity, risk and disaster management.

	On Track	2
	Action Required	-
	Complete	-
	Not Started	-
	Cancelled	-
	Deferred	1

10.1 Performance Indicators

	2012/13 Target	YTD Progress	Status	Comment
% of project milestones met on time	90%	60%		

10.2 Base Budget

	YTD Budget \$	YTD Actual \$
Income	-113,000	-178,000
Expense	1,489,000	1,700,000
Total Base Budget	1,377,000	1,522,000

10.3 Projects

Planned Projects	2012/13 Budget \$	YTD Actual \$	Status	Comment
Internal Audit Quality Assessment	\$13,000	\$0		This project is recommended for deferral and carry over due to an increase in unplanned and urgent matters.
Automating the Procurement Process	\$22,500	\$0		

Carryover Projects	2012/13 Budget \$	YTD Actual \$	Status	Comment
Enterprise Risk Management Plan	\$36,127	\$56,563		The remaining section of this project will be need to be carried forward in the next financial year in line with the revised scheduling.

11. PATHS AND CYCLEWAYS

	On Track	3
	Action Required	-
	Complete	1
	Not Started	-
	Cancelled	-
	Deferred	-

Developing, managing and maintaining our footpaths and cycleways.

11.1 Performance Indicators

	2012/13 Target	YTD Progress	Status	Comment
% of project milestones met on time	90%	31%		

11.2 Base Budget

	YTD Budget \$	YTD Actual \$
Income	-3,000	-4,000
Expense	293,000	346,000
Total Base Budget	290,000	343,000







11.3 Projects

Planned Projects	2012/13 Budget \$	YTD Actual \$	Status	Comment
Footpath Construction Expansion	\$769,500	\$424,998		Scheduled projects are underway or scheduled such that program will be complete by year end.
Cycleways Construction Renewal	\$298,699	\$77,803		There is one major project being Blaxland Rd, with works commenced and is programmed to be complete by year end with a new stage 2 component.
Footpath Construction Renewal	\$260,500	\$219,244		Scheduled projects are underway or scheduled such that cluster will be complete by year end.
Asset Management - Condition Data	\$300,000	\$138,223		Buildings information complete. Tender process in progress for equipment for roadside data capture.
Footpath/SUP construction Waterloo Rd	\$19,291	\$19,659		

11.3 Projects (Continued)

New Projects	2012/13 Budget \$	YTD Actual \$	Status	Comment
Mq Park TfNSW ECRL Station Access Works	\$2,830,000	\$0	×	The deed with TfNSW securing the funding was signed in February, and reported to Council. The scope of \$2.4M of granite footpath works will take until second quarter of 2013/14 to complete, requiring a carryover. Designs are complete and contractors will be commencing in May, with expenditure this year of the order of \$0.9M and the remainder for carry over.

12. ENVIRONMENTAL

	On Track	2
	Action Required	1
	Complete	-
	Not Started	-
	Cancelled	-
	Deferred	-

Monitoring and managing our environmental performance, developing environmental policy and making our community aware of environmental impact.



12.1 Performance Indicators


	2012/13 Target	YTD Progress	Status	Comment
% of project milestones met on time	90%	N/A		

12.2 Base Budget

	YTD Budget \$	YTD Actual \$
Income	-7,000	-7,000
Expense	770,000	705,000
Total Base Budget	763,000	697,000

12.3 Projects

Planned Projects	2012/13 Budget \$	YTD Actual \$	Status	Comment
Youth Waste & Environment Project (YEP)	\$20,000	\$10,000		
Business Sustainability - City Switch	\$15,000	\$0		

Carryover Projects	2012/13 Budget \$	YTD Actual \$	Status	Comment
Business Audit Program	\$35,612	\$24,698		Grant funded project due for completion 30 June 2014 with unexpended budget at 30 June 2013 to carry over into 2013/14.

13. STRATEGIC CITY

Providing strategic direction and planning; and managing the reporting of our corporate performance.

- 🔄 On Track 2
- ✖ Action Required -
- ✔ Complete -
- ⊖ Not Started -
- ⊘ Cancelled -
- ▶▶ Deferred -

13.1 Performance Indicators

	2012/13 Target	YTD Progress	Status	Comment
% of project milestones met on time	90%	N/A		

13.2 Base Budget

	YTD Budget \$	YTD Actual \$
Income	-4,000	-25,000
Expense	835,000	1,041,000
Total Base Budget	831,000	1,017,000

13.3 Projects

Carryover Projects	2012/13 Budget \$	YTD Actual \$	Status	Comment
Corporate Documentation of Corporate Process	\$39,065	\$4,708	🔄	\$25,000 to be carried over for the purpose of continuing with Corporate Documentation including the Community Strategic Plan.
Council's Corporate Plan	\$19,077	\$3,376	🔄	

14. LAND USE PLANNING

	On Track	5
	Action Required	5
	Complete	3
	Not Started	-
	Cancelled	-
	Deferred	-

Planning, delivering and managing our land and urban design and enhancing and informing on our heritage

14.1 Performance Indicators

	2012/13 Target	YTD Progress	Status	Comment
% of project milestones met on time	90%	64%		

14.2 Base Budget

	YTD Budget \$	YTD Actual \$
Income	-195,000	-219,000
Expense	571,000	567,000
Total Base Budget	376,000	349,000

14.3 Projects

Planned Projects	2012/13 Budget \$	YTD Actual \$	Status	Comment
Section 94 Contribution Plan	\$150,000	\$68,072		The research and economic analysis has taken longer than anticipated and it is expected to be completed in Q4. It is anticipated that some funds will be required to be carried over to allow the completion of the project.
Macquarie Park DCP	\$170,729	\$45,276		This project has been delayed in part as a result of a Council request that a second workshop be held on the proposed DLEP. The workshop was held in early March and the DLEP was reported to Council on 9 April with a recommendation that the plan be placed on exhibition. Exhibition of the draft plan is the next step in this project. The project will not be completed by June 2013 and funds will be required to be carried over into 2013/14.
Electronic Development Assessment Project	\$60,000	\$3,200		Year one of the two year project has been delayed to incorporate LEP2011. Unexpended funds to be carried over for completion in 2013/2014. The overall schedule will be unaffected and that the project will be completed on time.

14.3 Projects (Continued)

Planned Projects	2012/13 Budget \$	YTD Actual \$	Status	Comment
TMA for Macquarie Park	\$250,000	\$250,000	🔄	
Community Education & Information	\$20,000	\$3,787	🔄	
Review Stormwater DCP and align WSUD	\$75,000	\$0	✖	Project delayed due to increased time required to engage the preferred Consultant (now engaged). Project will return to schedule in the fourth quarter. Carryover of unexpended funds required for completion of the project in 2013/2014. Despite this initial delay, it is expected that the project will be completed on-time.
Section 94 Contributions Officer	\$140,000	\$0	✔	Recruitment of this position has occurred, with the officer commencing in late April. Unspent funds are to be returned to the s94 Administration Fund.
Heritage Grants Scheme	\$20,000	\$0	✖	Due to work priorities in Urban Planning and limited staff resources to work on heritage issues delays occurred in commencing this project. The funds will not be spent in 2012/13 and will be returned to General Revenue as part of the Q3 review. The project is funded in 2013/14.

New Projects	2012/13 Budget \$	YTD Actual \$	Status	Comment
Consolidated LEP for Ryde	\$4,577	\$4,577	🔄	Council adopted DLEP2011 in March 2013 and it has been forwarded to the Department of Planning and Infrastructure for final review and gazettal.

Carryover Projects	2012/13 Budget \$	YTD Actual \$	Status	Comment
Centres Strategy	\$19,174	\$19,174	🔄	
Heritage Identification	\$22,920	\$21,970	🔄	The final stage of this project is the loading of the SHI information on Council and Heritage Office web. This should occur by 30 June 2013.
Bennelong Bicentenary Exhibition	\$3,124	\$3,124	✔	
Macquarie University VPA	\$21,825	\$17,703	✔	

15. TRAFFIC & TRANSPORT

Managing our transport, traffic and car parking; developing sustainable transport options.

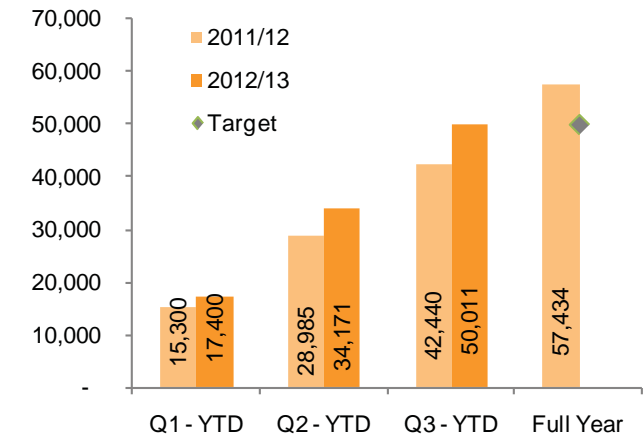
15.1 Performance Indicators

	2012/13 Target	YTD Progress	Status	Comment
% of project milestones met on time	90%	47%	✗	
No. of passengers transported by Top Ryder Community Bus Service	50,000	50,011	↻	






15.2 Base Budget











	YTD Budget \$	YTD Actual \$
Income		
Expense	136,000	151,000
Total Base Budget	136,000	151,000



No. passengers transported by Top Ryder



15.3 Projects

	On Track	8
	Action Required	3
	Complete	1
	Not Started	-
	Cancelled	-
	Deferred	-

Planned Projects	2012/13 Budget \$	YTD Actual \$	Status	Comment
Car Park Renewal	\$150,000	\$106,587		Projects are underway or scheduled such that program will be complete by year end.
Traffic Facilities Renewal	\$166,347	\$105,431		Projects are underway or scheduled such that program will be complete by year end.
Go Get Car Hire Program	\$10,000	\$0		Programmed for future Quarter this Financial Year
Top Ryder Community Bus Service	\$273,000	\$212,999		
Bus Shelters - new	\$50,000	\$7,500		The two shelters off the priority list have been ordered and installation programmed by year end.
Bus Stop DDA compliance	\$82,400	\$61,216		
Bus Stop Seats - new	\$30,900	\$4,635		Programmed for installation of seats on list for May/June.
Traffic Calming Devices	\$91,500	\$19,134		
Upgrade Ranger Hand Held Devices	\$150,000	\$22,500		Specifications of hand held devices revised due to the cancellation of the Transport/Parking Technology Project. Specifications to be finalised and contract updated in Q4. Some carryover may be required depending on receipt of invoice from supplier.
Personal Mobility Electric Vehicle	\$140,000	\$141,525		

New Projects	2012/13 Budget \$	YTD Actual \$	Status	Comment
Agincourt Rd - Balaclava Rd TCS	\$690,441	\$53,710		RMS Project that is subject to their approval times. Project to be carried over, fully funded by RMS.
Rowe Street Eastwood - Traffic Calming	\$100,000	\$0		Council resolved to negotiate with RMS to change scope. Project to be carried over.

16. ECONOMIC DEVELOPMENT

Business sector and economic development.

16.1 Performance Indicators

	2012/13 Target	YTD Progress	Status	Comment
% of project milestones met on time	90%	50%	✘	

16.2 Base Budget

	YTD Budget \$	YTD Actual \$
Income	-3,000	-3,000
Expense	107,000	104,000
Total Base Budget	105,000	102,000

16.3 Projects

🟢 On Track	2
✘ Action Required	2
✔ Complete	2
⊖ Not Started	-
⊘ Cancelled	-
▶ Deferred	-

Planned Projects	2012/13 Budget \$	YTD Actual \$	Status	Comment
Economic Development Plan 2009 - 2014	\$50,000	\$8,983	🟢	Work relating to the implementation of the Economic Development Plan has been undertaken with minimal expenditure and this year's program will be delivered under budget.
Macquarie Park Website	\$75,000	\$0	✘	The appointment of a consultant to develop the website has been delayed due to Macquarie Park Marketing Group requesting that staff further consider a number of matters that would inform the development of the website. Funds will be required to be carried over into 2013/14 to allow the completion of the project.

16.3 Projects (continued)

Planned Projects	2012/13 Budget \$	YTD Actual \$	Status	Comment
Implementation of Marketing Plan	\$76,330	\$0	🔄	Project is on track with some expenditure expected to be brought to account in the Q4. Some carry over will be required to continue works into 2013/14.
City of Ryde Food & Festivals Guide	\$40,000	\$12,400	✘	The draft Guide was scheduled for completion in March 2013. Due to delays experienced over the Christmas break it was completed in April 2013. The project will be finalised in Q4.
Economic Forecasting & Profiling Module	\$50,000	\$45,454	✓	

Carryover Projects	2012/13 Budget \$	YTD Actual \$	Status	Comment
Marketing Plan & Feasibility for Macquarie Park Shopfront	\$70,670	\$70,670	✓	

17. ORGANISATIONAL DEVELOPMENT

🟢	On Track	2
✖	Action Required	-
✔	Complete	-
⊖	Not Started	-
⊘	Cancelled	-
▶▶	Deferred	1

Addressing workforce planning, driving culture and performance, assessing process efficiency and overseeing all corporate communications.

17.1 Performance Indicators

	2012/13 Target	YTD Progress	Status	Comment
% of project milestones met on time	90%	50%	✖	

17.2 Base Budget

	YTD Budget \$	YTD Actual \$
Income	-4,000	-5,000
Expense	92,000	83,000
Total Base Budget	88,000	78,000

17.3 Projects

Planned Projects	2012/13 Budget \$	YTD Actual \$	Status	Comment
Performance Review Process	\$93,597	\$25,623	🟢	Invoice received, pending approval. This Project is a two year project and balance of unexpended funds is to be carried over.
PMCOR System Development	\$65,000	\$6,000	✖	Invoice received, pending approval. Project may not be completed this year.
Best Value Reviews (annual)	\$25,000	\$761	🟢	This project is flagged for carry over due to the fact that the facilitator who has been engaged to assist with the review cannot commence the work until late May 2013. It is therefore requested that the funds be carried over into the next financial year.

Carryover Projects	2012/13 Budget \$	YTD Actual \$	Status	Comment
Internal Communication (Incl Intranet)	\$32,696	\$0	▶▶	At Q2 review it was determined to defer this project to be carried over into next financial year when the new Internet Council Website tender process is complete and appropriate specifications are drawn up.

18. FORESHORE

Managing all aspects of our foreshore.

18.1 Performance Indicators

	2012/13 Target	YTD Progress	Status	Comment
% of project milestones met on time	90%	NA		

18.2 Base Budget

	YTD Budget \$	YTD Actual \$
Income		
Expense	20,000	24,000
Total Base Budget	20,000	24,000

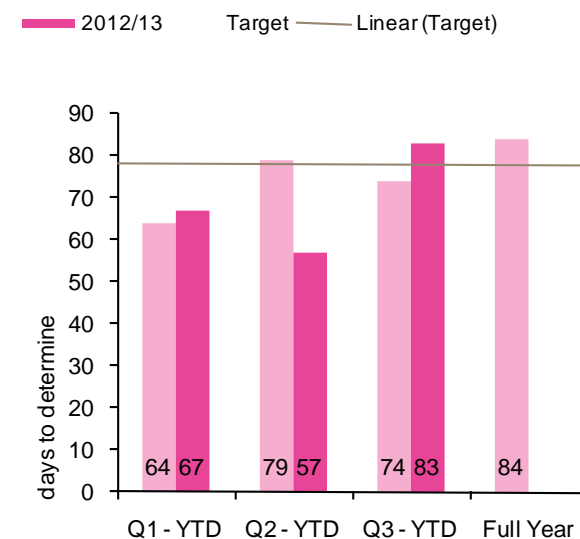
19. REGULATORY

Delivering all our regulatory assessments and activities, including building regulations, environmental regulations, road, parking and footpath enforcement and animal management.

19.1 Performance Indicators

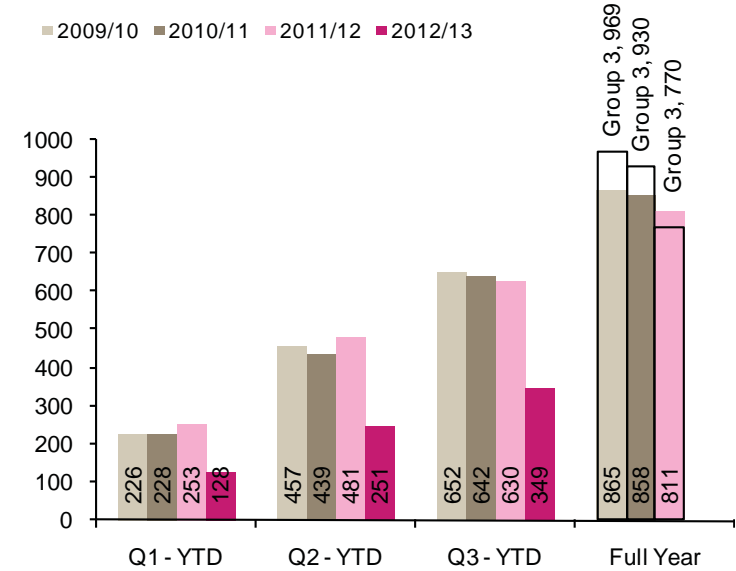
	2012/13 Target	YTD Progress	Status	Comment
% of project milestones met on time	90%	67%	✗	
Total development value of approved development applications (in \$million - cumulative)	NA	\$282	✔	
Mean number of DAs processed per person	51	13.1	✔	
DA assessment time (days) - against the Group 3 benchmark (Mean Gross Assessment Time**)	78	83	✗	Target not meet due to resource issues; vacant positions, staff leave in January and no Express DA Service due to double notification requirements in December/January as per Council policy.
Mean gross DA determination times: Residential alterations and additions (against 11-12 Group 3 Average)	70	43	✔	
Mean gross DA determination times: Single new dwelling (against 11-12 Group 3 Average)	73	117	✗	Target not meet due to resource issues; vacant positions, staff leave in January and no Express DA Service due to double notification requirements in December/ January as per Council Policy.

Development Applications determination time



	2012/13 Target	YTD Progress	Status	Comment
Mean gross DA determination times: Commercial, retail, office (against 11-12 Group 3 Average)	74	63	🟢	
No. of DAs in each category - residential	NA	33	🟢	
No. of DAs in each category - single new dwelling	NA	21	🟢	
No. of DAs in each category - commercial, retail, office	NA	19	🟢	
No. of food premises inspections	800	786	🟢	On track to meet annual target.







Development Applications determined








19.2 Base Budget

	YTD Budget \$	YTD Actual \$
Income	-4,596,000	-5,057,000
Expense	4,663,000	4,337,000
Total Base Budget	67,000	-721,000







19.3 Projects

	On Track	3
	Action Required	-
	Complete	-
	Not Started	-
	Cancelled	2
	Deferred	-

Planned Projects	2012/13 Budget \$	YTD Actual \$	Status	Comment
Illegal Dumping Surveillance Program	\$0	\$0		Cancelled at the September quarterly review.
Boarding House Project	\$51,500	\$9,654		
Transport/Parking Technology	\$0	\$591		Cancelled at the December quarterly review.


New Projects	2012/13 Budget \$	YTD Actual \$	Status	Comment
Personal Audio/Video Devices	\$20,000	\$0		
Macquarie Park Parking Scheme Upgrade	\$447,378	\$0		This project will continue over three years. As per Council's resolution of 26 March 2013, the full budget has been brought to account this quarter and funds for the subsequent years will be carried over.

20. WASTE & RECYCLING

	On Track	2
	Action Required	1
	Complete	-
	Not Started	-
	Cancelled	-
	Deferred	-

Managing our domestic and commercial waste services, educating on and facilitating recycling and disposal services.




20.1 Performance Indicators

	2012/13 Target	YTD Progress	Status	Comment
% of project milestones met on time	90%	100%		

20.2 Base Budget

	YTD Budget \$	YTD Actual \$
Income	-15,254,000	-15,169,000
Expense	10,138,000	8,220,000
Total Base Budget	-5,116,000	-6,949,000

20.3 Projects

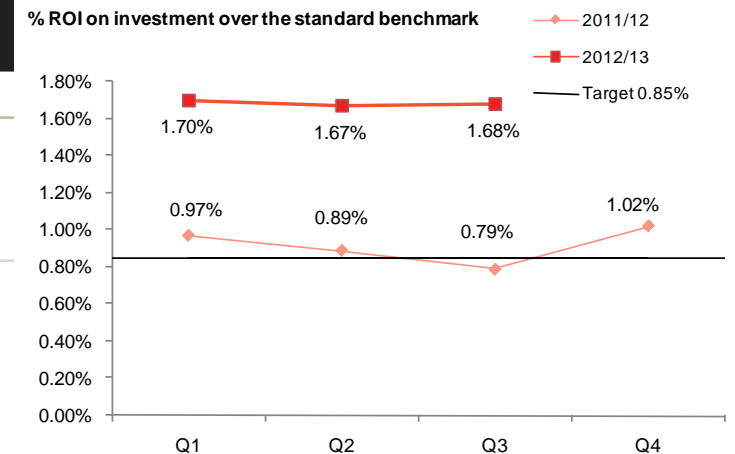
Planned Projects	2012/13 Budget \$	YTD Actual \$	Status	Comment
Future Focus Home Waste & Sustainability	\$62,600	\$27,572		2 Year project on track with unexpended budget from Year 1 to carry over into 2013/14.
Waste to Energy	\$100,000	\$12,800		Under review.
Porters Creek Depot Reconfiguration	\$624,000	\$307,335		

21. INTERNAL CORPORATE SERVICES

Developing and managing our information, records and corporate knowledge; implementing information technology, communications, business, financial and HR infrastructure and services. Managing our fleet and plant; planning and developing assets; all project management and administrative support.

21.1 Performance Indicators







	2012/13 Target	YTD Progress	Status	Comment
% of project milestones met on time	90%	75%	✘	
% return on investment over the standard investment benchmark (ie. Bank Bill Swap Reference Rate (Australian financial market) - BBSW)	0.85%	1.68%	✔	Council still continues to exceed benchmark, despite being in a declining interest rate environment.










21.2 Base Budget




	YTD Budget \$	YTD Actual \$
Income	-51,011,000	-52,999,000
Expense	7,445,000	6,412,000
Total Base Budget	-43,566,000	-46,587,000

21.3 Projects

	On Track	6
	Action Required	3
	Complete	-
	Not Started	-
	Cancelled	-
	Deferred	1

Planned Projects	2012/13 Budget \$	YTD Actual \$	Status	Comment
Information Technology Renewals	\$540,000	\$164,346		IT Business Continuity Plan completed. Council eBusiness Plan drafted. PC rollout on track. Earmarked \$50k for Council Internet Content Management System replacement will likely be carried over to FY13-14, together with \$40k for Tree Management System to also be carried over.
Plant & Fleet Purchases	\$2,750,000	\$1,780,042		Purchases on track.
IRM Scanning Project	\$31,930	\$16,167		
GPIMS - System Development	\$150,000	\$71,244		Further scoping being undertaken and business case to be completed.
Policy Framework for WH&S	\$30,000	\$12,950		
Review and Update HR Policies	\$40,000	\$10,195		

New Projects	2012/13 Budget \$	YTD Actual \$	Status	Comment
TechOne Enhancements	\$175,107	\$27,081		This project will be carried over to next year. This is a three year project, delays have happened with User Acceptance Testing (UAT).

Carryover Projects	2012/13 Budget \$	YTD Actual \$	Status	Comment
EziJob - Online Recruitment Module	\$5,000	\$0		This project will be carried over to next year after the results of the Recruitment and Selection Best Value Review have been reported. Deferred in Q1 Review.
High Speed Scanner/OCR matching software	\$43,520	\$0		
Budgeting Tool Software - Purchase	\$18,300	\$8,100		Programmed for future Quarter this Financial Year.

REFERENCES

Australian Bureau of Statistics 2007a, 2006 Census Tables, Cat. No. 2068.0, Australian Bureau of Statistics, Canberra.

Australian Bureau of Statistics 2007b, Counts of Australian Businesses, including Entries and Exits, Cat. No. 8165.0, Australian Bureau of Statistics, Canberra.

Australian Bureau of Statistics 2010b, Wage and Salary Earner Statistics, Cat. No. 5673.0.55.003, Australian Bureau of Statistics, Canberra.

Australian Bureau of Statistics 2010d, National Regional Profile, Cat. No. 1379.0.55.001, Australian Bureau of Statistics, Canberra.

Australian Early Development Index 2010, Australian Early Development Index Data, Department of Education, Employment and Workplace Relations, Melbourne.

Bureau of Crime Statistics and Research 2010, NSW Recorded Crime Statistics 2005-2009, Bureau of Crime Statistics and Research, Sydney.

Centre for Affordable Housing 2010, Local Government Housing Kit Database, retrieved December 15, 2010, from <http://www.housing.nsw.gov.au/Centre+For+Affordable+Housing/NSW+Local+Government+Housing+Kit/Local+Government+Housing+Kit+Database/2006+Census+Database.htm>

City of Ryde 2008b, Community Satisfaction Survey 2008, City of Ryde, Sydney.

City of Ryde 2012, Community Indicators Information Sheet, City of Ryde, Sydney.

Mecone Pty Ltd 2009, Employment and Centres Study for the City of Ryde, Mecone Pty Ltd, Sydney.

NSCCAHS Public Health Unit 2010, Northern Sydney Central Coast Health e-profile, NSW Department of Health, Sydney.

NSW Centre for Road Safety 2009, Statistical Statement and Fatality Rates, NSW Centre for Road Safety, Sydney.

NSW Department of Housing 2010, Information on Ryde Housing Market, NSW Department of Housing, Sydney.

Public Health Information Development Unit 2010, Social Health of Australia Atlas, Public Health Inform.

APPENDIX

A	Reserve Listing Report	79
B	2011/12 Quarterly Changes Report	83
C	Consolidated Income and Expenditure Estimates 2012/13	91

Reserves Listing Report

APPENDIX A

Natural Account	Description	12/13 Opening Balance	Budget To Reserve	Budget From Reserve	12/13 Budget Result	Review To Reserve	Review From Reserve	12/13 Review Result
93001 - Internally Restricted Revenues								
8301	Stockland Creche Contribution	418,837.36		-418,837.36				
8302	Voluntary Planning Agreement Reserve	792,330.42		-388,000.00	404,330.42	1,653,000.00		2,057,330.42
8304	Asset Replacement Reserve	7,009,325.47	1,450,000.00	-4,769,424.00	3,689,901.47			3,689,901.47
8305	Plant Replacement Reserve	1,868,951.60	2,915,831.00	-3,606,495.74	1,178,286.86			1,178,286.86
8306	Ryde Aquatic Leisure Centre Reserve	3,086,883.33	3,531,402.00	-4,663,453.69	1,954,831.64			1,954,831.64
8307	Financial Security Reserve	2,064,349.83			2,064,349.83	1,373,300.00		3,437,649.83
8308	Public Art Reserve	149,610.00		-16,000.00	133,610.00		-105,000.00	28,610.00
8309	Council Election Reserve	675,284.70		-480,000.00	195,284.70		36,025.00	231,309.70
8311	Investment Property Reserve	16,766,706.68		-1,738,460.00	15,028,246.68			15,028,246.68
8312	Civic Precinct Redevelopment Reserve	1,971,001.32	500,000.00	-2,206,400.00	264,601.32			264,601.32
8314	Carryover Works Reserve	3,270,977.37		-3,181,202.00	89,775.37		-84,833.00	4,942.37
8318	Porters Creek Reserve	199,348.89			199,348.89			199,348.89
8319	Insurance Fluctuation Reserve	281,962.26	43,000.00	-73,000.00	251,962.26	56,000.00		307,962.26
8320	OHS & Injury Management Reserve	75,699.99			75,699.99			75,699.99
8321	Public Domain Plan Reserve		138,602.00		138,602.00			138,602.00
	Total Internally Restricted Revenues	38,631,269.22	8,578,835.00	-21,541,272.79	25,668,831.43	3,082,300.00	-153,808.00	28,597,323.43
93002 - Internally Restricted Liabilities								
8327	Employee Leave Entitlements Reserve	2,900,429.71	60,000.00		2,960,429.71		-232,601.00	2,727,828.71
8328	Refundable Deposits Reserves	7,824,551.78	20,000.00		7,844,551.78			7,844,551.78
8329	Interest on Refundable Deposits Reserve	377,366.19			377,366.19			377,366.19
	Total Internally Restricted Liabilities	11,102,347.68	80,000.00		11,182,347.68		-232,601.00	10,949,746.68

Reserves Listing Report

Natural Account	Description	12/13 Opening Balance	Budget To Reserve	Budget From Reserve	12/13 Budget Result	Review To Reserve	Review From Reserve	12/13 Review Result
93003 - Section 94 Contribution Reserves								
8351	Community & Cultural Facilities Reserve	1,910,140.61	1,698,893.00	-65,000.00	3,544,033.61	348,997.00		3,893,030.61
8352	Open Space & Recreation Facilities Reserve	2,415,801.15	3,372,697.00	-335,616.00	5,452,882.15	1,101,742.00	-65,917.00	6,488,707.15
8353	Roads & Traffic Management Facilities Reserve	720,277.99	2,991,454.00	-803,027.00	2,908,704.99	642,207.00		3,550,911.99
8354	Stormwater Management Facilities Reserve	6,180,641.38	406,894.00	-1,228,047.00	5,359,488.38	89,416.00		5,448,904.38
8355	Section 94 Plan Administration Reserve	548,131.14	249,516.00	-310,000.00	487,647.14	7,210.00		494,857.14
	Total Section 94 Contribution Reserves	11,774,992.27	8,719,454.00	-2,741,690.00	17,752,756.27	2,189,572.00	-65,917.00	19,876,411.27
93004 - Other External Restrictions								
8376	Domestic Waste Management Reserve	4,355,918.15	14,414,496.00	-15,314,346.68	3,456,067.47			3,456,067.47
8377	External Drainage Works Contribution Reserve	214,495.64			214,495.64		-11,431.00	203,064.64
8378	Macquarie Park Corridor Special Rate Reserve	1,691,588.66	1,253,203.00	-1,812,414.00	1,132,377.66		-617,378.00	514,999.66
8379	Stormwater Management Service Charge Reserve	963,075.43	970,350.00	-796,837.00	1,136,588.43			1,136,588.43
	Total Other External Restrictions	7,225,077.88	16,638,049.00	-17,923,597.68	5,939,529.20		-628,809.00	5,310,720.20
93005 - Unexpended Grants Reserves								
8401	U/Exp Grant - Home Modification & Maintenance	193,730.99	70,197.00		263,927.99			263,927.99
8403	U/Exp Grant - Volunteer Referral Agency							
8404	U/Exp Grant - Library Local Priority	317.92			317.92			317.92

Reserves Listing Report

APPENDIX A

Natural Account	Description	12/13 Opening Balance	Budget To Reserve	Budget From Reserve	12/13 Budget Result	Review To Reserve	Review From Reserve	12/13 Review Result
8406	U/Exp Grant - Catchments Connections Administration							
8407	U/Exp Grant - Dunbar Park Wetland - Plan of Management							
8408	U/Exp Grant - Urban Sustain Program - Looking Glass Bay	49,563.00			49,563.00			49,563.00
8409	U/Exp Grant - Consolidated LEP for Ryde	85,772.14		-28,230.00	57,542.14			57,542.14
8413	U/Exp Grant - Sydney North/Sydney-West Tussock Paspalum 06/11	8,633.95			8,633.95			8,633.95
8415	U/Exp Grant - Buffalo Creek - (SQID)	18,778.31			18,778.31			18,778.31
8416	U/Exp Grant - Financial Assistance Grants	1,100,564.00		-1,100,564.00				
8417	U/Exp Grant - Road Services Unit Management	425,098.00		-425,098.00				
8418	U/Exp Grant - Macquarie Park Master Plan	30,000.00			30,000.00			30,000.00
8419	U/Exp Grant - Sydney Water Business Audit Program	35,611.87		-35,611.87				
8420	U/Exp Grant - Booth Reserve - 2009							
8421	U/Exp Grant - Garden Competition							
8426	U/Exp Grant - Noxious Weeds Management	3,218.66			3,218.66			3,218.66
8427	U/Exp Grant - Rivers to Rivers Corridor	57,986.33		-57,986.33				
8429	U/Exp Grant - NSW Sport Regrading & Levelling	57,275.41		-57,275.41				
8432	U/Exp Grant - Eastwood Floodplain Risk	720.88			720.88			720.88
8433	U/Exp Grant - Liberty Swing Dunbar Park	7,763.13			7,763.13			7,763.13
8434	U/Exp Grant - Sport Development Program	542.76			542.76			542.76

Reserves Listing Report

APPENDIX A

Natural Account	Description	12/13 Opening Balance	Budget To Reserve	Budget From Reserve	12/13 Budget Result	Review To Reserve	Review From Reserve	12/13 Review Result
8435	U/Exp Grant - WASIP	919,733.53	638,600.00	-647,208.00	911,125.53			911,125.53
8436	U/Exp Grant - Yamble Reserve- All Abilities Playground	347,000.00		-347,000.00				
8437	U/Exp Grant - Playing Field Lighting Upgrade	14,500.00			14,500.00			14,500.00
8438	U/Exp Grant - Parramatta River Catchments Floodplain	25,000.00			25,000.00			25,000.00
8439	U/Exp Grant - Vacation Care Program Grant	16,586.24	50,645.00		67,231.24			67,231.24
8440	U/Exp Grant - Crime Prevention Plan Grant	44,000.00		-44,000.00				
8441	U/Exp Grant - Save Power Supplementary	10,000.00	-10,000.00					
8442	U/Exp Grant - Shaftsbury/ Glen Roundabout (RTA)	5,980.00		-5,980.00				
8443	U/Exp Grant - Curzon St/ Smith St Pedestrian (RTA)	765.05			765.05			765.05
8445	U/Exp Grant - Quarry Road Resurfacing Program (RTA)	266.63		-266.63				
8446	U/Exp Grant - Vimiera Road Traffic Facilities Renew (RTA)	3,530.66		-3,530.66				
8447	U/Exp Grant - M2 Advertising Public Benefit (RMS)		30,000.00	-30,000.00				
	Total Unexpended Grants Reserves	3,462,939.46	779,442.00	-2,782,750.90	1,459,630.56			1,459,630.56
Internal Loans								
8901	Internal Loan - RALC Reserve	-364,736.87		-1,935,263.00	-2,299,999.87			-2,299,999.87
	Total Internal Loans	-364,736.87		-1,935,263.00	-2,299,999.87			-2,299,999.87
TOTAL RESERVES		71,831,889.64	34,795,780.00	-46,924,574.37	59,703,095.27	5,271,872.00	-1,081,135.00	63,893,832.27
	Net Transfer			-12,128,794.37	-12,128,794.37		4,190,737.00	-7,938,057.37

Quarterly Changes Report - Detailed

APPENDIX B

			Approved Budget 12/13	YTD Actual 12/13	Proposed Changes 12/13	Comments
Open Space, Sport & Recreation program						
5510593	102-104 Adelaide Street - Meadowbank Park Amenity Building 1	Op Exp	628	103	25,000	Additional funding required as per Council resolution No 4/13 12 March 2013
7711205	Recreation Development	Op Exp	60,130		(40,000)	Salary saving
50016	Playground Renewal & Construction Renewal	Cap Inc	(330,000)	(318,450)	12,000	Correction of estimates for grant income
50016	Playground Renewal & Construction Renewal	Cap Exp	2,182,655	1,562,411	(16,942)	Reduction of budget to reflect the actual costs
50016	Playground Renewal & Construction Renewal	From Res	(1,334,089)	(487,089)	4,942	Saving to be transferred to the reserve
5440090	Charity Creek Cascades	Cap Exp	145,528		65,917	Additional funding required to complete the project and funded by Sec 94 Reserve
7540026	Street Tree Planting Program	Cap Exp	25,500		(30,000)	Recommend project to be cancelled and savings utilised for the Queens Tree Project
7540027	Park & Open Space Tree Planting Program	Cap Exp	71,250		30,000	Increase the budget and offset by savings from recommended cancellation of Street Tree Planting Project
50011	Sportsfield Floodlighting Renewal	Cap Exp	148,679	76,780	(42,749)	Savings transferred to Sportsfield Floodlighting Expansion project
51011	Sportsfield Floodlighting Expansion	Cap Exp	367,190	168,124	42,749	Funds from Sportsfield Floodlighting Renewal
8740088	Public Art - Aboriginal Heritage - signage	Cap Exp			25,000	Additional funds obtained from Public Art Reserve.
5440090	Charity Creek Cascades	From Res	(145,528)		(65,917)	Additional funding required to complete the project.
8740088	Public Art - Aboriginal Heritage - signage	From Res			(25,000)	Transfer from reserve to Aboriginal Heritage Signage project
	Total Open Space, Sport & Recreation program				(15,000)	
Roads program						
4710227	Restoration Management OPEX	Op Inc	(1,301,224)	(2,089,522)	(750,000)	Budget increased to match actuals, with offset to increased related expenditure
4710227	Restoration Management OPEX	Op Exp	488,296	924,726	600,000	Expenditure budget increased to forecast and offset by additional restorations income
4710227	Restoration Management OPEX	Op Exp			150,000	Expenditure budget increased to forecast and offset by additional restorations income
4111221	Section 94 Capital Income-Roads	Cap Inc	(2,991,454)	(3,112,710)	(75,507)	Income received as at end of March
4111221	Section 94 Capital Income-Roads	Cap Inc	(1,698,893)	(2,289,971)	(348,997)	Income received as at end of March
4111221	Section 94 Capital Income-Roads	Cap Inc	(406,894)	(551,599)	(89,416)	Income received as at end of March
4111221	Section 94 Capital Income-Roads	Cap Inc	(3,372,697)	(5,264,932)	(1,101,742)	Income received as at end of March

Quarterly Changes Report - Detailed

APPENDIX B

			Approved Budget 12/13	YTD Actual 12/13	Proposed Changes 12/13	Comments
4111221	Section 94 Capital Income-Roads	Cap Inc	(249,516)	(261,512)	(7,210)	Income received as at end of March
4740273	North Ryde to MQ University Bicycle & Pedestrian Shared Path	Cap Inc		(170,416)	(175,000)	Additional grant received from RMS
4740273	North Ryde to MQ University Bicycle & Pedestrian Shared Path	Cap Exp		155,922	175,000	Expenditure offset by additional RMS grant
4111221	Section 94 Capital Income-Roads	To Res	1,698,893		348,997	Transfer of income received as at end of March to Sec 94 - Community & Culture Reserve
4111221	Section 94 Capital Income-Roads	To Res	3,372,697		1,101,742	Transfer of income received as at end of March to Sec 94 - Open Space & Recreation Reserve
4111221	Section 94 Capital Income-Roads	To Res	2,991,454		75,507	Transfer of income received as at end of March to Sec 94 - Traffic Management Reserve
4111221	Section 94 Capital Income-Roads	To Res	406,894		89,416	Transfer of income received as at end of March to Sec 94 - Stormwater Management Facility Reserve
4111221	Section 94 Capital Income-Roads	To Res	249,516		7,210	Transfer of income received as at end of March to Sec 94 - Administration Reserve
	Total Roads program					
Property Portfolio program						
5620014	West Ryde Community Facility - (Fitout & Project Man)	Cap Exp		16,408	16,408	Additional legal costs
	Total Property Portfolio program				16,408	
Catchment program						
5121009	Drainage through Parks (Developer Funding)	Cap Inc		(27,028)	(27,028)	Budget added for resident contributions for Drainage works
5121009	Drainage through Parks (Developer Funding)	Cap Exp		2,559	9,000	Budget added for resident contributions for Drainage works
5121009	Drainage through Parks (Developer Funding)	Cap Exp		2,045	9,000	Budget added for resident contributions for Drainage works
5121009	Drainage through Parks (Developer Funding)	Cap Exp		2,127	10,459	Budget added for resident contributions for Drainage works
5121009	Drainage through Parks (Developer Funding)	Cap Exp		2,569	10,000	Budget added for resident contributions for Drainage works
5121009	Drainage through Parks (Developer Funding)	From Res			(11,431)	Budget added for resident contributions for Drainage works
	Total Catchment program					

Quarterly Changes Report - Detailed

APPENDIX B

			Approved Budget 12/13	YTD Actual 12/13	Proposed Changes 12/13	Comments
Centres and Neighbourhood program						
4111253	Urban Village	Op Exp	187,360	125,214	(7,118)	Salary saving
4740597	Public Domain Upgrade Waterloo Rd	Cap Exp	366,002		170,000	Additional funds allocated to this project from MPSRL as per Council Resolution dated 27 November 2012
50007	Neighbourhood Centre Renewal	Cap Exp	1,128,105	410,485	(43,770)	Church Street construction stage completed
50023	Town Centre Upgrade Implementation Renewal	Cap Exp	1,745,500	435,110	43,770	Transfer from Neighbourhood Centre Renew to Town Centre Upgrade
4740597	Public Domain Upgrade Waterloo Rd	From Res	(366,002)		(170,000)	Additional funds allocated to this project from MPSRL as per Council Resolution dated 27 November 2012
	Total Centres and Neighbourhood program				(7,118)	
Library program						
7011149	Library Operating Income	Op Inc	(234,686)	(229,429)	5,257	Subsidy lower than anticipated
	Total Library program				5,257	
Governance and Civic program						
1811063	Governance Contributions	Op Exp	21,044	75,873	24,295	Adjustment to reflect expenditure of \$24,500 in December Quarter
1811093	Election Expenses	Op Exp	480,000	443,975	(36,025)	Remaining funds returned to Election Reserve
1811424	Country Council Partnership	Op Exp	40,300		(40,300)	No Country Council Partnership programs proposed for prior to June 2013
6411161	Mayor & Councillor Events	Op Exp	4,614	505	(4,000)	Saving to be transferred to fund Community Council Meetings project
6411161	Mayor & Councillor Events	Op Exp	2,000		(2,000)	Saving to be transferred to fund Community Council Meetings project
1830547	Delegations Register in CHRIS	NCP Exp			2,000	Creation of Delegations Register in CHRIS 21 system
2430377	Provision of Councillor iPads	NCP Exp			15,600	Provision of iPads and connectivity for Councillors
4111259	Voluntary Planning Agreement Capital Income	Cap Inc		(1,653,000)	(1,653,000)	Contribution received from Stocklands for the development at 78 Waterloo Rd/7-9 Byfield
50020	Information Technology Renewals	Cap Exp			23,000	Provision of laptops and printers to Councillors.
1811093	Election Expenses	From Res	(480,000)		36,025	Remaining funds to Election Reserve
4111259	Voluntary Planning Agreement Capital Income	To Res			1,653,000	Transfer the contribution received from Stocklands for the development at 78 Waterloo Rd/7-9 Byfield to reserve

Quarterly Changes Report - Detailed

			Approved Budget 12/13	YTD Actual 12/13	Proposed Changes 12/13	Comments
Total Governance and Civic program					18,595	
Customer and Community Relations program						
2011431	Community Engagement Program	Op Inc		(3,091)	(4,479)	Align the budget with actual
2011001	Customer Service Administration	Op Exp	1,092,647	863,628	(36,000)	Salary saving..
2011431	Community Engagement Program	Op Exp		9,870	11,841	Align the budget with actual
2011431	Community Engagement Program	Op Exp	329,872	301,650	35,000	Align the budget with actual
2011480	Transactional Surveys and Mystery Shopper	Op Exp	230,298	16,500	7,052	Carryover adjustments
4211191	Prelodgement	Op Exp	235,846	184,221	(12,000)	Salary saving
4211250	Urban Design Review Panel	Op Exp	95,000	30,287	20,000	Increase the budget and offset by salary saving
6510001	Communications & Media Service Unit - Administration	Op Exp	247,746	175,164	(20,000)	Align the budget with actual
6511001	Communications & Media Administration	Op Exp	394,676	303,178	25,000	Align the budget with actual
1830550	Community Council Meetings	NCP Exp			56,000	Additional funding for community meetings on UAP
2011480	Transactional Surveys and Mystery Shopper	From Res	(106,698)	(106,698)	(7,052)	Carryover adjustments
Total Customer and Community Relations program					75,362	
Community and Cultural program						
5510545	Ryde Hunters Hill Orchestra	Op Exp		956	14,294	Increase budget as per Council Recommendation for payment public liability and hall hire use
6811254	Planning for Ageing Population	NCP Inc		(42,000)	(42,000)	Additional grant received in February 2013
6811254	Planning for Ageing Population	NCP Exp			42,000	Increase budget offset by additional grant income
6811254	Public Art - Live Neighbourhood Project	NCP Exp			80,000	Increase the budget to ensure the Bennelong Project is completed
6811254	Public Art - Live Neighbourhood Project	From Res			(80,000)	Transfer from to fund the Bennelong Project
Total Community and Cultural program					14,294	

Quarterly Changes Report - Detailed

			Approved Budget 12/13	YTD Actual 12/13	Proposed Changes 12/13	Comments
Risk Management program						
1011387	Legal Matters - Property	Op Inc			(50,000)	Additional legal costs
1611211	Risk Management	Op Inc	(115,788)	(172,334)	(56,000)	Higher than expected insurance rebates related to risk management initiatives
1011387	Legal Matters - Property	Op Exp	16,061	139,238	150,000	Additional legal costs relating to the lease of West Ryde Community Centre and the formal Ryde Bowling Club
1011391	Other Legal Matters	Op Exp	100,122	166,482	115,000	Anticipated legal costs in the Supreme court proceedings - Council v. Petch Ors.
1611139	Internal Audit	Op Exp	250	1,293	1,500	Reallocate the budget within the Service Unit
1611139	Internal Audit	Op Exp	2,060	3,102	1,000	Reallocate the budget within the Service Unit
1611211	Risk Management	Op Exp	2,600	1,564	(1,000)	Reallocate the budget within the Service Unit
1611211	Risk Management	Op Exp	274,820	199,009	(23,516)	Salary saving
1711001	Procurement Administration	Op Exp	3,500	1,200	(1,500)	Reallocate the budget within the Service Unit
1611211	Risk Management	To Res	43,000		56,000	Additional Income to be transferred to Reserve
	Total Risk Management program				191,484	
Environmental program						
8311001	Environmental Administration	Op Exp	10,609	6,021	(4,500)	Transfer savings to PMD Project
8311001	Environmental Administration	Op Exp	13,500	1,402	(7,025)	Transfer savings to PMD Project
	Total Environmental program				(11,525)	
Strategic City program						
1011058	Annual Report	Op Exp	30,900	16,899	(14,000)	Saving to be transferred to Organisational Development program
1011234	Strategic Unit	Op Exp	7,000	6,126	2,500	Reallocate budget within the Service Unit
1011234	Strategic Unit	Op Exp	2,000	2,736	2,000	Reallocate budget within the Service Unit
1011234	Strategic Unit	Op Exp	20,360	5,279	(4,500)	Reallocate budget within the Service Unit
1011234	Strategic Unit	Op Exp			10,500	Placement fee for the candidate we will be appointing to the EA to GM position
1011234	Strategic Unit	Op Exp		232,601	232,601	Payment of staff entitlements, offset by a transfer from the Employee Leave Entitlement (ELE) Reserve

Quarterly Changes Report - Detailed

APPENDIX B

			Approved Budget 12/13	YTD Actual 12/13	Proposed Changes 12/13	Comments
1011234	Strategic Unit	Op Exp	18,360	10,375	14,000	Increase the budget to reflect the actual spending
1030086	Council's Corporate Plan	NCP Exp	19,077		(19,077)	Saving to be transferred to Service level Agreements Development project
1011234	Strategic Unit	From Res			(232,601)	Transfer from ELE reserve to fund payment of staff entitlements
1030086	Council's Corporate Plan	From Res	(19,077)	(19,077)	19,077	Saving to be transferred to Service level Agreements Development project
	Total Strategic City program				10,500	
Land Use Planning program						
4111125	Heritage - Policy	Op Exp	29,910	9,290	(15,000)	Salary saving
4111190	Practices & Advice	Op Exp	29,910	9,290	(15,000)	Salary saving
4130321	Heritage Grants Scheme	NCP Exp	20,000		(20,000)	The project will commence in May 2013 and expand the 13/14 project funds during that financial year
4230552	Consultant for Nth Ryde Station Precinct	NCP Exp			50,000	Consultant fee for reviewing planning study for the North Ryde Station Precinct as per Council Resolution
	Total Land Use Planning program					
Traffic & Transport program						
8430011	Go Get Car Hire Program	NCP Exp	10,000		(10,000)	Project being completed in-house so budget transferred to Personal Mobility Electric Vehicles project to balance budget
8440016	Personal Mobility Electric Vehicles	Cap Inc	(20,000)		20,000	MQU EPS Grant to value of \$40k towards project instead of separate grant
8440016	Personal Mobility Electric Vehicles	Cap Exp	140,000		1,525	Additional funding required to complete the project and offset by saving from other project and base budget
	Total Traffic & Transport program				11,525	
Organisational Development program						
2211001	Organisational Development Administration	Op Exp	98,460	75,676	(7,770)	Salary saving
1030338	GM Perf. Management Review & Development	NCP Exp	33,750		(33,750)	Recommended this project to be cancelled
1030338	GM Perf. Management Review & Development	From Res	(33,750)	(33,750)	33,750	Recommended this project to be cancelled
	Total Organisational Development program				(7,770)	

Quarterly Changes Report - Detailed

APPENDIX B

		Approved Budget 12/13	YTD Actual 12/13	Proposed Changes 12/13	Comments	
Regulatory program						
3411184	PCA Appointment	Op Inc	(15,841)	(6,565)	5,000	Continued contraction of construction work
3411184	PCA Appointment	Op Inc	(42,230)	(27,128)	9,000	Continued contraction in construction commencements
3511001	Building & Land Use Enforcement Administration	Op Inc	(369,513)	(236,482)	90,000	Dependant on the number of Construction commencements, construction activity still slow
3511001	Building & Land Use Enforcement Administration	Op Inc	(77,250)	(49,550)	10,000	Decreased in paid fines
3511001	Building & Land Use Enforcement Administration	Op Inc	(21,115)	(23,289)	(2,000)	Additional income expected
3611231	Statutory Information	Op Inc	(31,673)	(10,875)	17,000	Building certificates are no longer obtained for property sales, therefore decrease in income
3611231	Statutory Information	Op Inc	(21,115)	(37,805)	(24,720)	Increase in paid Unauthorised Building Inspection fees
3711001	Environmental Health & Safety Enforcement Administration	Op Inc	(123,600)	(1,182)	123,600	Reallocation of budget within the Service Unit
3711213	Routine Inspections	Op Inc	(63,345)	(68,411)	(37,080)	Increase in paid Health Inspection Charges
3711213	Routine Inspections	Op Inc	(165,000)	(175,985)	(37,080)	Increase in paid Annual Administration fees
3811007	Regulatory Control	Op Inc	(30,000)	(33,436)	(5,000)	Increase in paid animal registration fees
3911177	On Street Parking	Op Inc	(2,393,251)	(2,453,343)	(200,000)	Revenue Recovery through SDRO higher than projected in the March Quarter
2811081	Development Assessments	Op Exp	968,044	766,594	(24,681)	Salary savings
2811081	Development Assessments	Op Exp	470,650	227,670	20,000	Increase the budget offset by salary savings
2811236	Subdivisions	Op Exp	270,322	210,429	(10,000)	Salary savings
2911008	Appeals	Op Exp	233,595	146,896	(30,500)	Salary savings
3011134	Information Services	Op Exp	225,726	171,081	(15,024)	Salary savings
3940853	Macquarie Park Parking Scheme Upgrade	Cap Exp			447,378	Additional funding required as Council Resolution 5/13 of 26th March 2013
3940853	Macquarie Park Parking Scheme Upgrade	From Res			(447,378)	Transfer from reserve to fund Parking Scheme Upgrade as per Council Resolution
	Total Regulatory program				(111,485)	
Internal Corporate Services program						
6010409	Construction Recycling OPEX	Op Exp	158,449	57,716	(15,000)	Transfer budget to new cost centre
6011473	Construction Materials Disposal from Sites to Porters Creek	Op Exp		7,405	15,000	Budget transferred to cover expenses in new cost centre
	Total Waste and Recycling program					

Quarterly Changes Report - Detailed

		Approved Budget 12/13	YTD Actual 12/13	Proposed Changes 12/13	Comments
Internal Corporate Services program					
1211142	Investment Income	Op Inc	(72,749)	72,749	Adjust for additional interest on investments
1211142	Investment Income	Op Inc	(496,690)	(382,010)	Adjust for additional interest on investments
1211142	Investment Income	Op Inc	(168,920)	(111,780)	Adjust for additional interest on investments
1211142	Investment Income	Op Inc	(2,692,080)	(52,920)	Adjust for additional interest on investments
1211142	Investment Income	Op Inc	(29,561)	26,961	Adjust for additional interest on investments
1211142	Investment Income	Op Inc		(119,700)	Adjust for additional interest on investments
1211142	Investment Income	Op Inc		(1,373,300)	Adjustment for funds on written down investments following court action
1211001	Finance Administration	Op Exp		10,855	Costs for independent investigation into internal staff complaint
2211097	Employee Assistance Program	Op Exp	7,000	(7,000)	Consolidate account
2211124	Health and Wellbeing	Op Exp		7,000	Consolidate account
2411001	Information Technology Services Administration	Op Exp	1,172,689	(39,022)	Salary saving
2411429	IBIS Software - Maintenance	Op Exp		5,203	IBIS Information Systems License fees has not been budgeted
4310001	Public Works Unit Management	Op Exp	401,185	(37,348)	Salary saving
8610001	Business Integration & Service Management	Op Exp	265,135	(13,882)	Salary saving
8810001	Project Development Management	Op Exp		916,583	Increase the budget to reflect the actual
8810001	Project Development Management	Op Exp	(2,310,658)	(916,583)	Increase the budget to reflect the actual
1030522	Service Level Agreements Development	NCP Exp		19,077	Transfer funding from project Council Corporate Plan to fund this project
1230518	Review of Financial Assistance Grant	NCP Exp	5,000	140	Additional cost for submission of the review of the Financial Assistance Grant to the Grants Commission.
1030522	Service Level Agreements Development	From Res		(19,077)	Transfer funding from project Council Corporate Plan to fund this project
1211109	Finance Controlled Items	From Res	(295,474)	(116,473)	Opening Balance adjustment for Carryover Work Reserve
1211142	Investment Income	To Res		1,373,300	Transfer funds from written down investments to reserve
1211142	Investment Income	To Res		566,700	Transfer interest on Sect 94 contributions to reserve
	Total Internal Corporate Services program			(190,527)	
	GRAND TOTAL				

Consolidated Income & Expenditure Estimates

Includes all Special Rates & Levies

PROJECTED OPERATING RESULT	Original Budget 2012/2013 \$'000	C/Over Budget 2012/2013 \$'000	TOTAL Original Budget 2012/2013 \$'000	Sep Changes 2012/2013 \$'000	Dec Changes 2012/2013 \$'000	Mar Changes 2012/2013 \$'000	Jun Carryovers 2012/2013 \$'000	Jun Changes 2012/2013 \$'000	PROPOSED Budget 2012/2013 \$'000	ACTUAL YTD 2012/2013 \$'000
OPERATING REVENUE										
Rates & Annual Charges	60,554		60,554	192					60,746	60,834
User Charges & Fees	11,959		11,959	497	(54)	723			13,124	11,566
Interest	3,526		3,526		18	1,940			5,483	4,975
Other Operating Revenue	6,432		6,432	20	200	189			6,841	6,177
Operating Grants & Contributions	6,820		6,820	(1,496)	143	37			5,505	4,185
TOTAL OPERATING REVENUE	89,291		89,291	(787)	306	2,889			91,698	87,737
OPERATING EXPENSES										
Employee Costs	39,225		39,225	(16)	(321)	(817)			38,071	30,274
Materials & Contracts	24,678	1,301	25,979	907	870	1,988			29,743	18,673
Borrowing Costs	274		274						274	109
Other Operating Expenses	14,344	0	14,344	182	201	27			14,754	11,476
TOTAL OPERATING EXPENSES	78,521	1,301	79,821	1,073	750	1,198			82,842	60,531
Operating Result Before Capital Amounts	10,770	(1,301)	9,470	(1,860)	(444)	1,691			8,856	27,206
Capital Grants & Contributions	1,836	1,533	3,369	3,177	7,993	3,446			17,985	14,799
In-kind Contributions										
Net Gain / (Loss) on Disposal of Asset										75
Total Capital Income	1,836	1,533	3,369	3,177	7,993	3,446			17,985	14,874
Operating Result Before Depreciation	12,606	232	12,839	1,317	7,548	5,136			26,841	42,080
Depreciation & Impairment	19,711		19,711		971				20,682	1,088
Operating Result	(7,105)	232	(6,872)	1,317	6,578	5,136			6,159	40,992

Consolidated Income & Expenditure Estimates

Includes all Special Rates & Levies

PROJECTED FUNDING	Original Budget 2012/2013 \$'000	C/Over Budget 2012/2013 \$'000	TOTAL Original Budget 2012/2013 \$'000	Sep Changes 2012/2013 \$'000	Dec Changes 2012/2013 \$'000	Mar Changes 2012/2013 \$'000	Jun Carryovers 2012/2013 \$'000	Jun Changes 2011/2012 \$'000	PROPOSED Budget 2012/2013 \$'000	ACTUAL YTD 2012/2013 \$'000
OPERATING RESULT	(7,105)	232	(6,872)	1,317	6,578	5,136			6,159	40,992
Funding										
ADD (Non-Cash) - Depreciation	19,711		19,711		971				20,682	1,088
ADD (Non-Cash) - ELE Accruals										
ADD (Non-Cash) - Interest on Security Deposits - Accruals										
ADD Book Value of Assets Disposed	1,000		1,000						1,000	795
Cash Available to Fund Capital Expenditure	13,606	232	13,839	1,317	7,548	5,136			27,841	42,875
CAPITAL EXPENDITURE										
Community Life	3,410	7,196	10,606	409	695	74			11,834	5,005
Environment & Planning	3,327	1,179	4,506	20	(625)	619			4,521	1,232
Public Works	12,176	1,543	13,719	984	2,830	230			17,764	9,435
Corporate Services	1,610	2,652	4,262	170	2	23			4,457	2,791
TOTAL CAPITAL EXPENDITURE	20,523	12,570	33,093	1,583	2,902	946			38,525	18,463
Cash Flow to Fund	(6,917)	(12,338)	(19,255)	(266)	4,646	4,191			(10,684)	24,411
Financed by:										
Opening Working Capital	4,052	1,308	5,360						5,360	5,360
Borrowings										
New Borrowings		1,200	1,200						1,200	
Less: Loan Repayments	(381)		(381)						(381)	(486)
Net Loan Funds (Payments/Receipts)	(381)	1,200	819						819	(486)
Reserves	5,643	11,138	16,780	(72)	(4,580)	(4,191)			7,938	3,204
Closing Working Capital	2,397	1,308	3,705	(338)	67				3,433	32,489