

Quarterly Review Report



Four Year Delivery Plan 2016 – 2020
including One Year Operational Plan 2016/17

Quarter One
July – September 2016

 **City of Ryde**

Lifestyle and opportunity @ your doorstep

Contents

General Manager's Overview	04
Outcome Summaries	15
A City of Liveable Neighbourhoods	16
A City of Wellbeing	19
A City of Prosperity	23
A City of Environmental Sensitivity	27
A City of Connections	31
A City of Harmony and Culture	36
A City of Progressive Leadership	39
Projects by Program	43
Open Space, Sport and Recreation Program	43
Roads Program	47
Property Portfolio Program	49
Catchment Program	51
Centres and Neighbourhood Program	53
Library Program	56
Governance and Civic Program	58

Customer and Community Relations Program	59
Community and Cultural Program	61
Risk Management Program	63
Paths and Cycleways Program	64
Environmental Program	65
Strategic City Program	67
Land Use Planning Program	69
Traffic and Transport Program	71
Economic Development Program	74
Organisational Development Program	76
Foreshore Program	75
Regulatory Program	78
Waste and Recycling Program	80
Internal Corporate Services Program	82

Appendices

Appendix A – Reserve Listing Report	84
Appendix B – 2016/17 Quarterly Changes Report	88
Appendix C– Consolidated Income and Expenditure Estimates 2016/17	106

Quarterly Overview

This Quarterly Review reports on the progress towards the achievement of the City of Ryde's Delivery Plan 2016-2020 including One Year Operational Plan 2016/17 as at 30 September 2016. Council monitors the progress of the Operational Plan on a quarterly basis, with the report highlighting Council's performance against key indicators and the planned projects.

Following the completion of the Financial Statements, Council had a Working Capital of \$4.52 million, as at 30 June 2016. The Operational Plan was developed using \$0.29 million of Working Capital. This Quarterly Review has been undertaken on the basis of taking into account Council's 2015/2016 end of year result. This has improved our overall Operating Result by \$5.20 million, with Council's Base Budget for income increasing by \$3.70 million and Operating Base Budget expenses decreasing by \$1.50 million. As some of these improvements to our Budget forecast relate to Domestic Waste Management and other restrictions, the net increase to Council's Working Capital is \$3.25 million. As a result of this improvement, Council is projecting an Operating Result Before Depreciation and Capital Grants and Contributions of \$1.60 million deficit from an original budget deficit of \$4.10 million. It is proposed that Council transfer \$3.4 million to its Accommodation Reserve to allow additional coverage of its leasing commitment in respect of the North Ryde Office.

It is pleasing that Council is tracking well with our schedule of Capital and Non-Capital projects to be delivered for the 2016/17 year. To date we currently have two projects that are reported as being 'action required' and the balance of Council's projects are reported as on track or have not been scheduled to commence until future quarters. There are two projects that have the status of deferred but both have previously been reported to council.

The Design Our Ryde finalists designs were exhibited in July as Stage 2 of the competition and the public canvassed for its comments on each design. In early August the Jury met to review the four concepts with regard to the public's comments and announce the winner of the competition. The shortlisted designs had been submitted by architects based in Australia, USA, China and Italy and each received \$50,000 in recognition of reaching the shortlist and providing the extra material required for the Stage 2. The winning design concept, from the Beijing Institute of Architectural Design, won an additional \$150,000. Following the competition, and in accordance with Council's resolution, Council appointed two consultancies, WT Partnership and HillPDA, to undertake a cost and viability analysis of the winning concept. This report is due to Council in February 2017. Also it should be noticed that the Civic Centre building has been decommissioned which was planned and executed as the design competition ended. The building was fully vacated in late September 2016.

The following summary below is provided on the key components of Council's Operational Plan 2016/17 and is supported by detailed information in the appendices.

Financial Position

Following this quarter's budget review as stated, Council's financial position has improved with a net increase of \$12.03 million in Council's Operating Surplus. A majority of this increase will be \$4.45 million for Base budget and Non-Capital project and \$7.58 million for Capital Projects with the funds being transferred to Reserves.

As explained above, Council's overall Operating Result has improved by \$5.20 million, with a \$1.50 million saving in reduced Base Budget expenses and \$3.70 million from additional Base Budget income. As some of these improvements relate to restricted funds, this result has increased Council's Working Capital by \$3.25 million. It is proposed to transfer \$3.40 million to the Accommodation Reserve to provide for future lease payments of North Ryde Office Building. This will result in the available Working Capital having a projected balance of \$4.08 million. Please note that this transfer to Reserve has not yet been included in the September Quarterly Financial Reports.

The Capital Works Program, YTD, is at approximately 27.26% net financially, excluding contributed assets.

Operating expenses, YTD, are within 38.10% (favourable) of the budgeted amounts, which is a good result.

Operating Income (Base Budget and Non-Capital & Capital Income) is projected to increase by \$11.37 million (9.72%) and Operating Expenses are projected to decrease by \$0.66 million (-0.66%), a net increase in Operating Surplus of \$12.03 million to \$29.09 million. This is an excellent result given the tight revenue base from which we are operating.

Council had budgeted to undertake \$54.38 million of capital works. This is projected to increase by \$7.66 million, resulting in a revised total capital works budget of \$62.04 million.

Base Budget

Base Budget Income is projected to increase by \$3.67 million to \$113.18 million, while Base Budget Expenses are projected to decrease by \$1.50 million to \$92.72 million, giving a net projected increase in the Base Budget Surplus of \$5.17 million (33.76%).

Non-Capital Budget

Non-Capital Expenses are projected to increase by \$0.833 million to \$6.50 million, giving a net projected increase in net Non-Capital Expenditure of \$0.71 million (12.87%).

Capital Budget

Capital Income is projected to increase by \$7.58 million to \$14.86 million, while Capital Expenses are projected to increase by \$7.66 million to \$62.04 million, giving a net projected increase in net Capital Expenditure of \$0.09 million (0.18%).

Reserve Movements

The net movement of Reserves was budgeted to be a net transfer from reserves of \$36.67 million for works carried over plus funding other works. This is projected to have a net decrease of \$1.12 million from reserves to a total of \$35.55 million transfer from reserves.

Financial Position Overview

	Original Budget 2016/17	Carryover Budget 2016/17	Previously Approved Changes	Revised Budget 2016/17	Proposed Changes 2016/17	Projected Budget 2016/17	Actual YTD 2016/17	Budget YTD 2016/17	% Variance
Base									
Income	(109,509)			(109,509)	(3,670)	(113,179)	(87,722)	(70,656)	24.15%
Expenditure ¹	93,011	1,201		94,212	(1,495)	92,717	16,852	25,997	-35.18%
Net	(16,499)	1,201		(15,298)	(5,165)	(20,463)	(70,870)	(44,659)	58.69%
Non-Capital									
Income		(137)		(137)	(122)	(259)	(19)	(137)	-86.49%
Expenditure	4,697	967		5,664	833	6,498	563	2,135	-73.63%
Net	4,697	830		5,527	711	6,238	544	1,998	-72.75%
Capital									
Income	(6,058)	(1,228)		(7,286)	(7,577)	(14,863)	(12,662)	(1,338)	846.06%
Expenditure	38,435	15,944		54,379	7,662	62,041	16,915	26,370	-35.85%
Net	32,377	14,716		47,093	85	47,178	4,254	25,031	-83.01%
Reserve Movement	(19,926)	(16,748)		(36,674)	1,123	(35,551)	(1,209)	(16,982)	-92.88%
Other Items									
Book Value of Assets	(900)			(900)		(900)	(263)	(217)	
Advances									
Loan Proceeds	(350)			(350)		(350)			
Loan Repayments	887			887		887	247	220	12.14%
Total Other Items	(363)			(363)		(363)	(17)	2	-785.40%
Net Change In Working Capital	285	(0)		285	(3,245)	(2,960)	(67,297)	(34,609)	94.45%

¹ Excluding depreciation






Progress against Indicators

Our performance indicators help to provide a snap shot of the organisation's health. Corporate indicators focus on major areas across the whole organisation and program indicators track how we are delivering on specific elements within each of the 21 programs outlined in our Delivery Program 2016-2020 including our One Year Operational Plan 2016/17.

Corporate Indicators

As identified in the table below, all the corporate indicators are, with the exception of three, on track.

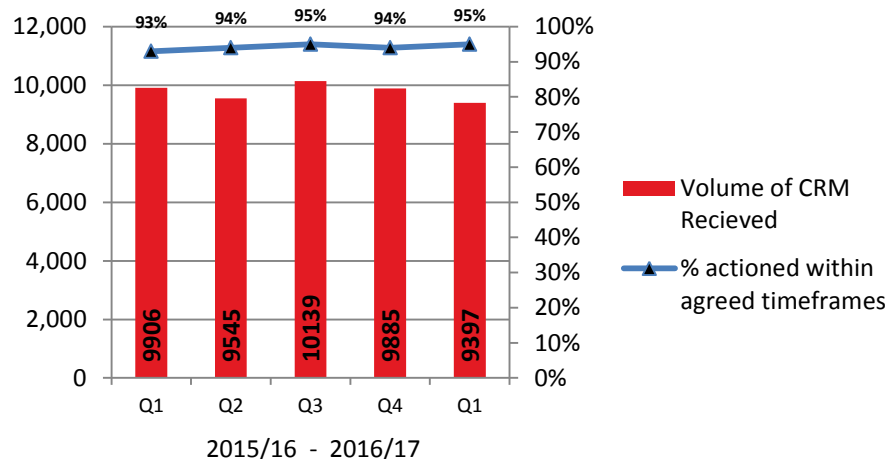
Key:  On track  Action required  Complete  Not started  Cancelled  Deferred

Measure	Performance Indicator	2016/17 Target	Quarterly Result	Status	Comments
Responsiveness to customer requests	% customer requests actioned within agreed timeframes (currently 10 working days)	>= 90%	95%		
Responsiveness to customer requests	% of inward correspondence actioned within agreed timeframes (currently 10 working days)	>= 90%	91%		
Effective complaints handling	% of Tier One and Two Complaints resolved within agreed standards	= 100%	89%		On complaint of the nine received not actioned within agreed timeframe. This was due to information requested from external Building Consultant not being provided. Customer was notified of this delay.
Base Budget management	% variance of YTD approved base budget Income as at last quarter (That you are not more than 2% under your approved Base Budget Income)	>= -2%	24%		
Base Budget management	% variance of YTD approved Base Budget Expenditure as at last quarter (That you are not more than 2% over your approved Base Budget Expenditure)	<= 2%	-35%		

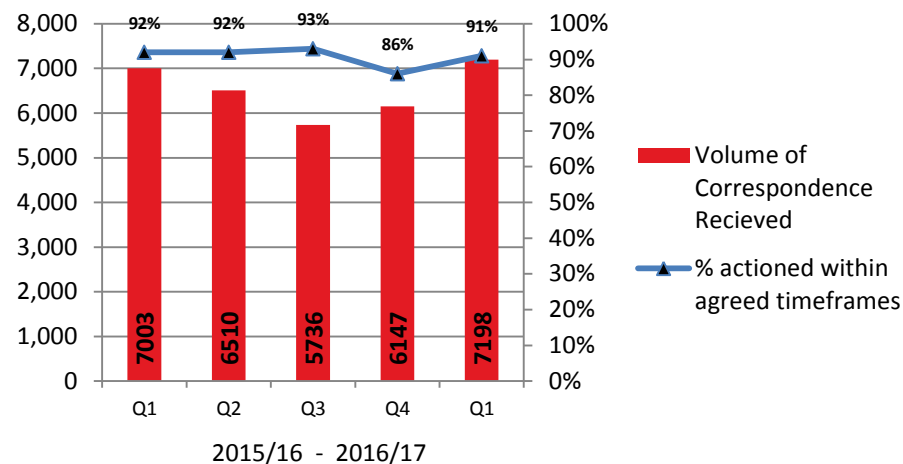
Measure	Performance Indicator	2016/17 Target	Quarterly Result	Status	Comments
Projects are well managed	% project milestones completed on time	>= 90%	87%	🔄	
Occupational Health and Safety	Number of LTI days per quarter (reduction from previous quarter)	Q4 = 40	110	✗	Measure up after a very good quarter. Appropriate steps always taken by staff to try to minimise this indicator.
Management of Annual Leave balances in excess of 40 days	Number of staff with annual leave balances of >40 days (reduction from previous quarter)	Q4 = 37	51	✗	This indicator has increased due to a number of staff vacancies meaning key staff can't schedule leave. This measure should reduce slightly in Q2 with the Christmas period although the number may not reduce until the Q3 report.
Risk Management	% of internal audit recommendations implemented within agreed timeframes	= 100%	100%	🔄	

The following corporate indicators met the target this quarter, noting that the organisation will be working to improve further or maintain this result at the next quarter:-

Customer Requests - CRMs



Correspondence Received

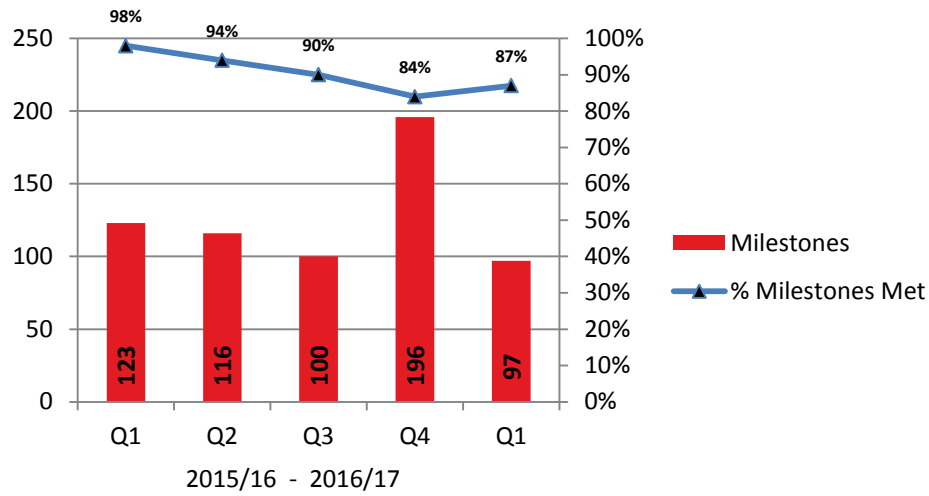


We have maintained our high response rate to customer requests. Our result increased by one to 95% for requests actioned within agreed timeframes. This is above our target of 90% and highlights our continued commitment to excellent customer service.

Our responsiveness to inward correspondence also increased five percent from last quarter to 91% which is over our target of 90%. We did however, experience a 17% increase in volume from the previous quarter. We will look to maintain our result above target in the coming quarters.

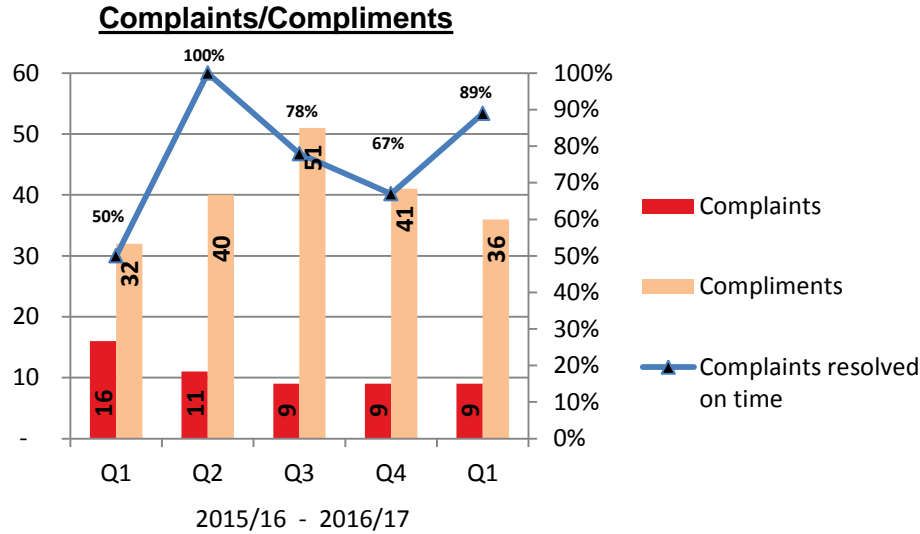


Project Management - Milestones



We had a further increase of three percent in our number of milestones met on time indicator in Q1, with a result of 87% against our target of 90%. This measure is only for milestones scheduled in Q1 and of the 97 milestones scheduled, 84 were met on time.

The corporate indicators which have not met target this quarter and where we will look for an improvement on next quarter are:-

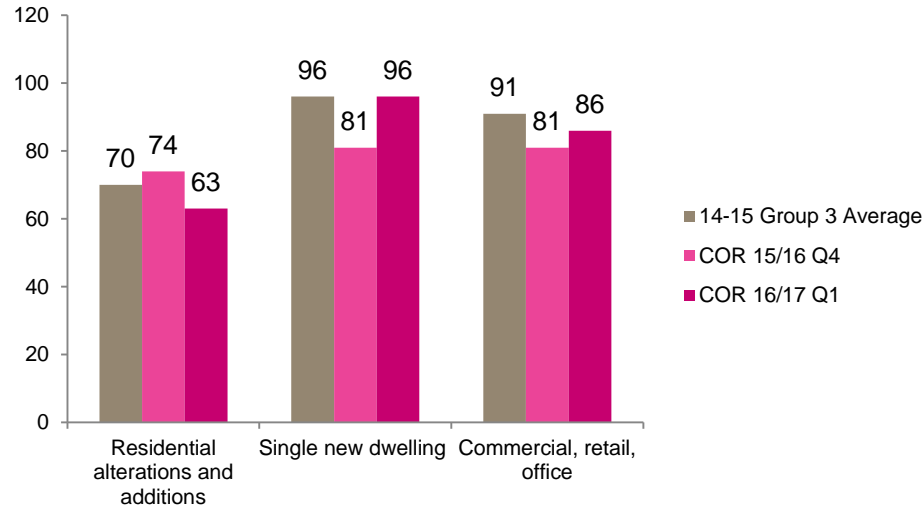


Our handling of complaints indicator did improve from last quarter by 32%, however we failed to reach our target scoring 89% against our target of 100%. As discussed above, this related to one complaint of the nine not being met largely due outside of our control due to waiting for information from an external supplier. We would anticipate that this should be back on track to meeting our high standards by next quarter. Again it is very pleasing to see that the compliments far outweigh the complaints made.

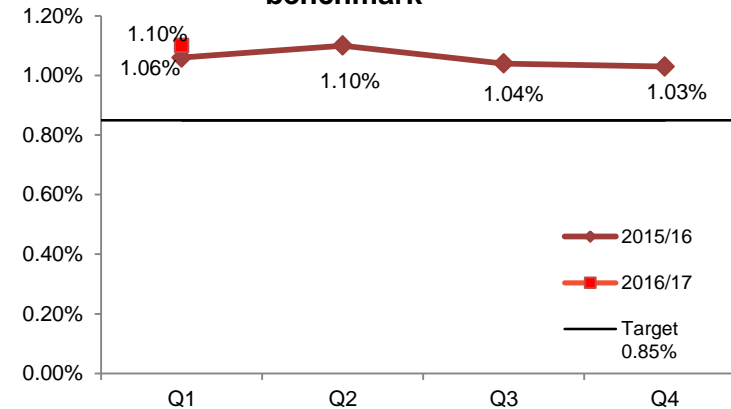
Program Indicators

I would like to draw particular attention to the following areas of Council where performance has improved against previous trends or targets:

Mean gross DA determination times



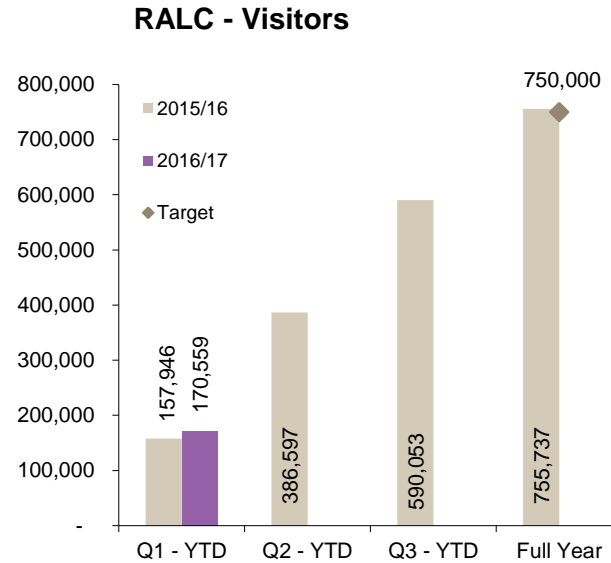
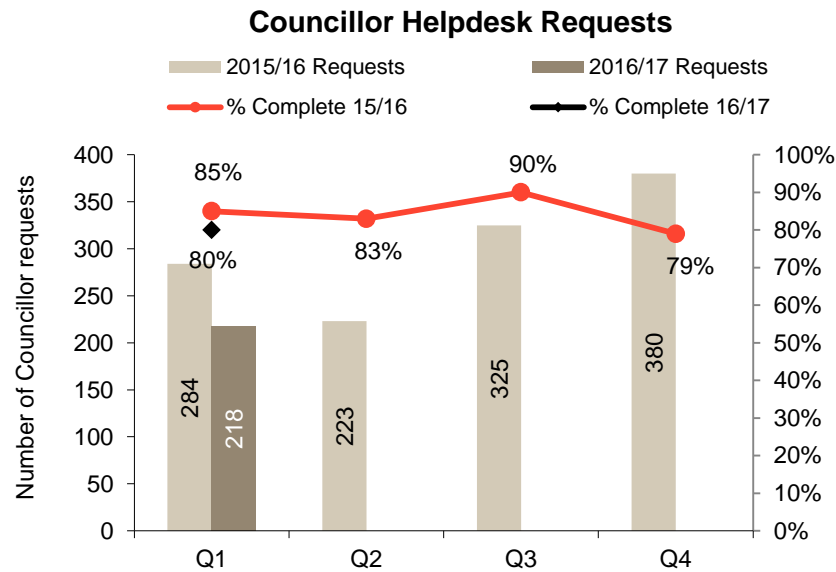
Interest on Investments - % above benchmark



We continue to achieve strong results in mean gross DA determination times against the group three Council averages despite extremely high levels of DA lodgements. We have improved the determination times by a further eleven days for residential alterations and additions which is a very good result.

Council's investments still continue to exceed the investment benchmark. Despite a decline over the previous year, we still continue to track above the benchmark. With the cash rate at an historical low we have been doing well to hold our returns at this level.





We have increased our score slightly by one percent to 80% for our indicator on Councillor Helpdesk response times. This is still below our target of 90% but is still a positive result considering the high level of enquiries.

Visitor numbers to the RALC have been the highest for quarter one in five years. This represented an eight percent increase on quarter one 2015/16 and were also up three percent from previous quarter. This is a positive result for the winter months and trending well for our annual target of 750,000 patrons.

I welcome any feedback on this Quarterly Review Report and would appreciate any comments or suggested improvements.

Regards

Roy Newsome
A/General Manager



Outcome Summaries

City of Liveable Neighbourhoods|
City of Wellbeing| City of Prosperity|
City of Environmental Sensitivity|
City of Connections| City of Harmony
and Culture| City of Progressive
Leadership|



A City of Liveable Neighbourhoods

A range of well-planned clean and safe neighbourhoods, and public spaces, designed with a strong sense of identity and place.

Goal One	Goal Two	Goal Three
All residents enjoy living in clean, safe, friendly and vibrant neighbourhoods	Our community has a strong sense of identity in their neighbourhoods and are actively engaged in shaping them.	Our neighbourhoods thrive and grow through sustainable design, planning and regulation that support community needs

Financial Position

Base Budget has a Net reduction of \$846,353 due to increase in forecast income and sponsorship money, this is largely the result of the continued high levels of activity in the construction and development sectors. Expenditure has increased by \$183,097 and this predominantly relates to expenditure also related to high levels of development and construction activities.

Non Capital has a Net increase of \$60,000 to progress the Denistone East Bowling club as per Council's resolution to undertake consultation on the future use of the site.










Capital Budget has a Net decrease of \$1.62 million. The \$185,000 of the \$266,000 increase in expenditure relates to bringing forward Callaghan Road to be delivered one year earlier than anticipated. This is funded from Section 94 funds. The increase in income is from Developer Contributions.

	Revised Budget 2016/17 (\$'000)	Proposed Changes 2016/17	Projected Budget 2016/17	Actual YTD 2016/17	Budget YTD 2016/17	% Variance
Base						
Income	(3,263)	(1,029)	(4,292)	(1,860)	(815)	128.25%
Expenditure	9,143	183	9,327	2,274	2,343	-2.95%
Net	5,881	(846)	5,034	414	1,529	-72.89%
Non-Capital						
Income						
Expenditure	217	60	277	16	76	-78.98%
Net	217	60	277	16	76	-78.98%
Capital						
Income		(1,893)	(1,893)	(1,893)		
Expenditure	344	266	610	42	128	-66.72%
Net	344	(1,628)	(1,284)	(1,851)	128	-1551.21%
Reserve Movement	(578)	1,633	1,055	(5)	(73)	-93.77%
Other Items						
Book Value of Assets						
Advances						
Loan Proceeds						
Loan Repayments						
Total Other Items						
Net Change In Working Capital	5,863	(781)	5,083	(1,425)	1,659	-185.92%

Progress against Projects

Operational Plan Projects for 2016/2017

Key:  On track  Action required  Complete  Not started  Cancelled  Deferred

Program/projects	Status	Comment
Open Space, Sport & Recreation program		
Street Tree Planting Program		
Update Open Space Plans of Management and Site Masterplans		
Centres and Neighbourhood program		
Gladesville Clocktower Monument Conservation		
Neighbourhood Centre Renewal		A Q1 adjustment has been requested to allow Callaghan St to be delivered this Financial Year (it was previously scheduled for 17/18). Designs for all three renewals (Allars St/Callaghan St/Watts Rd) commenced in Q1 and will continue in Q2. Construction is expected to commence in Q3.
Ryde Town Centre Monuments		
Land Use Planning program		
Affordable Housing - Inclusionary Zoning Testing and Analysis		
Affordable Housing Calculator		
Bushfire Mapping System		
Section 94 Contribution Plan		



City of Wellbeing

A healthy and safe community, with all supported throughout their life by services, facilities and people.

Goal One	Goal Two	Goal Three
Our residents are encouraged and supported to live healthy and active lives.	All residents feel supported and cared for in their community through the provision of ample services and facilities.	Residents feel secure and included in an environment where they can connect socially and are supported by their neighbours.

Financial Position

Base Budget has a net reduction of \$377,000 due to a reduction in expenditure and increase in forecast income.

Non Capital has no changes this quarter.

Capital Budget has a Net increase of \$52,000 which relates to the increase in expenditure that is partially offset by income for the new cricket practice nets at Meadowbank Park.













	Revised Budget 2016/17 (\$'000)	Proposed Changes 2016/17	Projected Budget 2016/17	Actual YTD 2016/17	Budget YTD 2016/17	% Variance
Base						
Income	(7,848)	(218)	(8,066)	(2,345)	(2,395)	-2.07%
Expenditure	16,932	(158)	16,774	4,158	4,613	-9.87%
Net	9,084	(377)	8,708	1,813	2,218	-18.29%
Non-Capital						
Income	(134)		(134)		(134)	-100.00%
Expenditure	303		303	0	190	-99.97%
Net	168		168	0	56	-99.89%
Capital						
Income	(13)	(35)	(48)		(13)	-100.00%
Expenditure	16,721	87	16,808	1,528	11,342	-86.53%
Net	16,708	52	16,760	1,528	11,329	-86.52%
Reserve Movement	(16,875)	42	(16,833)	(30)	(9,808)	-99.70%
Other Items						
Book Value of Assets						
Advances						
Loan Proceeds						
Loan Repayments	263		263	98	66	48.50%
Total Other Items	263		263	98	66	48.50%
Net Change In Working Capital	9,349	(282)	9,067	3,408	3,861	-11.71%

Progress against Projects

Operational Plan Projects for 2016/2017

Key:  On track  Action required  Complete  Not started  Cancelled  Deferred

Program/projects	Status	Comment
Open Space, Sport & Recreation program		
Construction of Skate Facilities within City of Ryde		
Development of the Olympic Park Strategic Plan and Master Plan		Development of tender for consultancy underway.
Passive Parks Improvement and Expansion		Dog Off Leash (Olympic Pk) and Anderson Pk Fitness Equipment consultations to occur in Q2.
Playground Construction - Renewal		<p>Consultation was completed 19 October 2016, slightly behind schedule and the project is now back on track. Due to the consultation the Lynelle Park playground which is design only may be delayed as we are seeking alternative options.</p> <p>Please be advised that Tuckwell Park playground is schedule for construction over December and January due to the availability of resources. The community will be fully advised.</p>
RALC Asset Renewal		On track to complete cluster. One sub project (procurement of pool cleaner) complete.
Sportsfield Floodlighting Expansion		Project scheduled to commence in Q2.
Sportsfield Floodlighting Renewal		
Sportsfield Renewal & Upgrade		
Sportsground Amenities Renewal & Upgrade		Detail design to be completed in Q2.
Synthetic Sports Surfaces Action Plan Implementation		



Program/projects	Status	Comment
Library program		
Community Buildings Renewals - Libraries	🔄	Project will refurbish Gladesville Library. Planning is nearing completion, with work scheduled for Q2
Digital enhancement for Libraries	🔄	
RFID equipment replacement	⊖	
Community and Cultural program		
Community Buildings Renewal	🔄	Projects planned for the year include: Marsfield Community Hall, Willandra Historical House, continuation of Councils Building Hazmat project at the Youth Hub - 167 Shaftsbury Rd, Eastwood, North Ryde Meeting Room, Community Hub Signage and Youth Hub Kitchen.



A City of Prosperity

Creating urban centres which champion business, innovation and technology to stimulate economic growth and local jobs.

Goal One	Goal Two	Goal Three
Our Community and businesses across the city flourish and prosper in an environment of innovation progression and economic growth.	Our city is well-designed and planned to encourage new investment, local jobs and business opportunities.	Macquarie Park is recognised globally and locally as an innovative education and technology hub.

Financial Position

No Changes this quarter.



	Revised Budget 2016/17 (\$'000)	Proposed Changes 2016/17	Projected Budget 2016/17	Actual YTD 2016/17	Budget YTD 2016/17	% Variance
Base						
Income	(16)		(16)	(3)	(4)	-25.43%
Expenditure	1,428		1,428	304	358	-15.01%
Net	1,412		1,412	302	354	-14.89%
Non-Capital						
Income		(72)	(72)			
Expenditure	490	72	562	38	130	-70.65%
Net	490		490	38	130	-70.65%
Capital						
Income	(4,000)		(4,000)	(5,000)		
Expenditure	7,725		7,725	1,233	3,307	-62.70%
Net	3,725		3,725	(3,767)	3,307	-213.90%
Reserve Movement	(4,387)		(4,387)	(20)	(1,991)	-99.00%
Other Items						
Book Value of Assets						
Advances						
Loan Proceeds						
Loan Repayments						
Total Other Items						
Net Change In Working Capital	1,239		1,239	(3,447)	1,800	-291.47%

Progress against Projects

Operational Plan Projects for 2016/2017

Key: On track Action required Complete Not started Cancelled Deferred

Program/projects	Status	Comment
Open Space, Sport & Recreation program		
Shrimpton's Creek Corridor Embellishment		Invoice issued - still awaiting payment from Department of Planning.
Centres and Neighbourhood program		
Embellishing planting along Waterloo Road		Start delayed to accommodate ongoing works at Rowe St East, early commencement of Callaghan St, and West Ryde Plaza. It is anticipated that the works can still be delivered this financial year - milestones will be updated in Q2 to reflect new schedule. Initial completion date scheduled for April 2017, this is expected to be delayed and completion is now expected to be in June 2017.
Multi Function Poles in Macquarie Park		Ongoing works at Rowe St have impacted available resources and this project is now behind schedule. It is anticipated funds will be carried over, however, noting that this is a two year project completion of the works can still be achieved as originally scheduled and the delay to finalisation of the detailed design will not impact commencement of construction at this stage.
Public Domain Upgrade Lane Cove (east)		Deferred as works may be delivered as part of potential development at this location.
Town Centre Upgrade Renewal		
Transport Management Association		
Community and Cultural program		
Macquarie-Ryde Futures - PhD - Social Inclusion and building resilience		



Program/projects	Status	Comment
Strategic City program		
West Ryde Plaza	🔄	Consultation scheduled for Q1 was undertaken. A number of issues were raised by the community in regards to the scope. A report will be put to Council in December to determine how the project can proceed given the concerns raised. It is unclear whether the current funding and timing will be sufficient as the community feedback has raised the possibility of additional requirements.
Land Use Planning program		
Macquarie-Ryde Futures - PhD - Housing and Community Development (Macquarie Park)	🔄	University provided proposal.
Economic Development program		
Centres Activation Program (Town and Neighbourhood Centres)	🔄	Food Truck report completed and scheduled for Q2.
Economic Development Plan Implementation	🔄	"Get Connected" event held in September approx. 100 attendees.
Implementation - Macquarie Park Marketing Plan	🔄	
NBN Feasibility Study Macquarie Park	🔄	Final Consultant Report has been provided to Council.

A City of Environmental Sensitivity

Working together as a community to protect and enhance our natural and built environments for the future.

Goal One	Goal Two	Goal Three
Our residents, businesses and visitors collaborate in the protection and enhancement of our natural environment.	To encourage and enable all our residents to live a more environmentally sensitive life.	As we grow, we protect and enhance the natural and built environments for future enjoyment and manage any impacts of climate change.

Financial Position

Base Budget has net decrease of \$460,000 due to increase in forecast income and internal transfers to align budget more accurately. Expenditure also has decreased by \$922,660 due to operational cost savings for 2016/17 year.



	Revised Budget 2016/17 (\$'000)	Proposed Changes 2016/17	Projected Budget 2016/17	Actual YTD 2016/17	Budget YTD 2016/17	% Variance
Base						
Income	(20,470)	(1,250)	(21,720)	(19,693)	(5,059)	289.27%
Expenditure	23,751	(923)	22,828	3,257	5,973	-45.48%
Net	3,281	(2,173)	1,108	(16,436)	915	-1897.18%
Non-Capital						
Income						
Expenditure	390	210	600	24	163	-85.58%
Net	390	210	600	24	163	-85.58%
Capital						
Income	(55)		(55)		(55)	-100.00%
Expenditure	4,255	6,248	10,503	7,214	1,560	362.46%
Net	4,200	6,248	10,448	7,214	1,505	379.47%
Reserve Movement	(4,393)	(4,745)	(9,139)	(94)	(814)	-88.45%
Other Items						
Book Value of Assets						
Advances						
Loan Proceeds						
Loan Repayments						
Total Other Items						
Net Change In Working Capital	3,477	(460)	3,017	(9,292)	1,768	-625.54%

Progress against Projects

Operational Plan Projects for 2016/2017

Key: On track Action required Complete Not started Cancelled Deferred

Program/projects	Status	Comment
Open Space, Sport & Recreation program		
Flora and Fauna Surveys		Spring and Autumn surveys completed by consultants. Final draft of report due 30 November 2016.
Park & Open Space Tree Planting Program		
Putney Park Bushland Delineation		Onsite Scoping meeting 20 September with internal stakeholders to confirm extent of project area, heritage considerations, possible materials to be used for works and vegetation management as aligned under park masterplan.
Terry Creek Walking Trail		Onsite scoping meeting 5 August with Project Manager. Year 1 – desktop review, design, community consultation. Investigations underway to confirm land ownership and access.
Catchment program		
Stormwater Asset Replacement Renewal		Two projects completed.
Stormwater Improvement Works Renewal		
Environmental program		
RALC Multi-Purpose Centre - Solar		Project brief finished. Consultant quotes being investigated to confirm sizing and requirements for impending install in coming year.
Waste - to - Art		Project for 2015/16 completed with 195 entries across 7 categories. Event launch attracted over 200 community members and artists. Two booked out schools and community workshops

Program/projects	Status	Comment
		completed by Environment, Waste and Youth units. The 2016/17 project has commenced.
Waste and Recycling program		
Porters Creek Precinct	🔄	Concept design being finalised.
Community Problem Waste Recycling Centre	🔄	
Future Focus Home Waste & Sustainability	🔄	Over 83 Home Assessments completed this quarter, trending better than last for the same period. A Home Sustainability webinar was also designed and delivered to over 200 Fujitsu staff across nine offices in Australia and New Zealand.
Old Landfill Sites Subsidence Program	🔄	



A City of Connections

Access and connection to, from and within the City of Ryde. Providing safe, reliable and affordable public and private travel, transport and communication infrastructure.

Goal One	Goal Two	Goal Three
Our residents, visitors and workers are able to easily and safely travel on public transport to, from and within the City of Ryde.	Our community has the option to safely and conveniently drive, park, cycle or walk around their city.	Our residents, visitors, workers and businesses are able to communicate locally and globally.

Financial Position

Base income increased by \$984,169 due to increase in forecast income and internal transfers to align budget more accurately.

Net increase of \$50,000 due to some Pedestrian Access and Mobility Plan works being brought forward to the 2016/17 year.

Capital Income of 5.6 million is a combination of Section 94 contribution money and RMS grant money. Capital expenses increased by \$976,000 to account for RMS grant income received.










	Revised Budget 2016/17 (\$'000)	Proposed Changes 2016/17	Projected Budget 2016/17	Actual YTD 2016/17	Budget YTD 2016/17	% Variance
Base						
Income	(8,365)	(984)	(9,349)	(1,986)	(1,854)	7.12%
Expenditure	11,198	(1)	11,197	2,431	2,790	-12.87%
Net	2,834	(985)	1,848	445	936	-52.47%
Non-Capital						
Income		(50)	(50)	(19)		
Expenditure	110	100	210	48	28	74.77%
Net	110	50	160	30	28	7.43%
Capital						
Income	(2,060)	(5,648)	(7,708)	(4,697)	(410)	1046.63%
Expenditure	15,596	978	16,574	3,869	5,906	-34.50%
Net	13,537	(4,671)	8,866	(828)	5,496	-115.07%
Reserve Movement	(13,605)	4,671	(8,934)		(1,182)	-100.00%
Other Items						
Book Value of Assets						
Advances						
Loan Proceeds						
Loan Repayments						
Total Other Items						
Net Change In Working Capital	2,876	(935)	1,941	(354)	5,278	-106.71%

Progress against Projects

Operational Plan Projects for 2016/2017

Key:  On track  Action required  Complete  Not started  Cancelled  Deferred

Program/projects	Status	Comment
Roads Program		
Bridge Upgrade / Renewal		Burnett Street at RFT with construction Q3, Lucinda design in Q3/Q4.
Flood Mitigation/Constitution Road Upgrade		
Heavy Patching		Limited locations until Roads programs completed, allocated Q3/Q4
ITS Implementation		Proposed project pilot LATM study Blenheim Rd area.
Road Kerb Renewal		One of twelve at practical completion, 1 substantially complete, Winbourne programmed for Christmas and completion in May school holidays.
Road Resurfacing Renewal		
Centres and Neighbourhood program		
Ped Access & Mobility Plan - Macquarie Park		<p>Three projects have been identified and designs sought:</p> <ol style="list-style-type: none"> 1. Upgrading four or six kerb ramps on the corner of Khartoum and Talavera Roads to meet Australian Standards. The number of kerb ramps to be improved depends on the services at the intersection and the cost of having to move them. 2. Upgrading of kerb ramps and pedestrian refuges on the corner of Byfield Street and Lyonpark Road to meet Australian Standards. 3. Installation of one kerb ramp to Australian standards at 142 Culloden Rd opposite Gymnasium Rd.

Paths and Cycleways program



Program/projects	Status	Comment
Cycleways Construction - Expansion	🔄	
Footpath Construction Expansion	🔄	
Footpath Construction Renewal	🔄	
Traffic & Transport program		
Bus Shelters - new	🔄	Two shelters, RFQ Q3 and installation in Q3/Q4.
Bus Stop DDA compliance	🔄	Works programmed Q2/Q3.
Bus Stop Seats - new	🔄	Seats ordered Q2.
Car Park Renewal	🔄	Main Meadowbank (Cricket/tennis) works in Q2.
Morrison Road LATM		
PAMP Implementation Works - Central, East and West Wards	🔄	The detailed design has been completed and quotes sought for five projects in Gladesville and Rowe St Eastwood. In addition the detailed design has been commissioned for the installation of a footpath and the upgrade of two bus stops along the eastern side of Lane Cove Rd between Kent and Twin Rds. Preliminary costings provided. PM working with Coordinator.
Shop Ryder Community Bus Service	🔄	Shop Ryder passenger numbers trending higher than last year and better than predicted. Service is being delivered to budget and confirmation that the Frasers Properties group have engaged Council services for 2016/17 to deliver their Putney Hill bus service for a set contract charge.
Traffic Calming Devices	🔄	Major component of program is black spot projects, going to Nov RTC for technical approvals, construction Q3/Q4.
Traffic Facilities Khartoum and Waterloo	▶▶	Deferred due to TfNSW bus priority lanes project.

Program/projects	Status	Comment
Traffic Facilities Renewal	🔄	
Foreshore program		
Seawalls/Retaining Walls Refurbishment	🔄	
Internal Corporate Services program		
Integrated Field Connectivity	🔄	Application selected, subject to functionality confirmation at another user council.



A City of Harmony & Culture

A welcoming and diverse community, celebrating our similarities and differences, in a vibrant city of culture and learning.

Goal One	Goal Two	Goal Three
Our residents are proud of their diverse community, celebrating their similarities and differences.	People living in and visiting our city have access to an inclusive and diverse range of vibrant community and cultural places and spaces.	Our community is able to learn and grow through a wealth of art, culture and lifelong learning opportunities.

Financial Position

No financial impact this quarter. Changes for this quarter are only the transfer of ebook project account to library books project to consolidate the book budget for libraries for 2016/17.








	Revised Budget 2016/17 (\$'000)	Proposed Changes 2016/17	Projected Budget 2016/17	Actual YTD 2016/17	Budget YTD 2016/17	% Variance
Base						
Income	(1,204)		(1,204)	(482)	(200)	141.70%
Expenditure	5,461	(8)	5,453	1,218	1,411	-13.69%
Net	4,257	(8)	4,249	735	1,211	-39.30%
Non-Capital						
Income	(3)		(3)		(3)	-100.00%
Expenditure	191	(100)	91	16	86	-81.73%
Net	188	(100)	88	16	83	-81.11%
Capital						
Income						
Expenditure	373	100	473	79	93	-15.45%
Net	373	100	473	79	93	-15.45%
Reserve Movement	(280)	8	(272)	(32)	(56)	-43.14%
Other Items						
Book Value of Assets						
Advances						
Loan Proceeds						
Loan Repayments						
Total Other Items						
Net Change In Working Capital	4,538		4,538	798	1,331	-40.08%

Progress against Projects

Operational Plan Projects for 2016/2017

Key:  On track  Action required  Complete  Not started  Cancelled  Deferred

Program/projects	Status	Comment
Library program		
eBook Collection Expansion		Q1 budget review will transfer this budget to the Library Book budget to consolidate book funds.
Library Books		
Community and Cultural program		
Hungry for Art		
Ryde Remembers - ANZAC		
Land Use Planning program		
Heritage Grants Scheme		



A City of Progressive Leadership

A well led and managed city, supported by ethical organisations which deliver projects and services to the community by listening, advocating and responding to their needs.

Goal One	Goal Two	Goal Three
Our city is well led and managed.	The City of Ryde will deliver value for money services for our community and our customers.	Our residents trust their council, feel well informed, heard, valued and involved in the future of their city.

Financial Position

Base Budget has a net reduction of \$795,447 due to additional income (\$187,995) from investment properties, grants received and recovery of costs from State Government. Expenditure has also decreased by \$588,332 relates to reduction in insurance premium payments and reduced utilities budget to better reflect consumption trend.

Non Capital Budget has a net increase of \$491,460 for the additional funding for Design Our Ryde competition relating to council resolution from 19 July 2016 and purchase of financial software package for Long Term Financial Plan.

No change is Capital Budget this quarter.

	Revised Budget 2016/17 (\$'000)	Proposed Changes 2016/17	Projected Budget 2016/17	Actual YTD 2016/17	Budget YTD 2016/17	% Variance
Base						
Income	(68,343)	(188)	(68,531)	(61,352)	(60,329)	1.69%
Expenditure	27,185	(588)	26,597	3,456	8,727	-60.40%
Net	(41,158)	(776)	(41,934)	(57,896)	(51,602)	12.20%
Non-Capital						
Income						
Expenditure	3,963	491	4,455	421	1,462	-71.18%
Net	3,963	491	4,455	421	1,462	-71.18%
Capital						
Income	(1,158)		(1,158)	(1,071)	(861)	24.47%
Expenditure	9,365	(16)	9,349	2,950	4,034	-26.88%
Net	8,207	(16)	8,191	1,879	3,173	-40.80%
Reserve Movement	3,444	(486)	2,958	(1,029)	(3,057)	-66.35%
Other Items						
Book Value of Assets	(900)		(900)	(263)	(217)	21.04%
Advances						
Loan Proceeds	(350)		(350)			
Loan Repayments	624		624	149	154	-3.39%
Total Other Items	(626)		(626)	(114)	(63)	80.44%
Net Change In Working Capital	(26,170)	(787)	(26,957)	(56,739)	(50,086)	13.28%

Progress against Projects

Operational Plan Projects for 2016/2017

Key: On track Action required Complete Not started Cancelled Deferred

Program/projects	Status	Comment
Property Portfolio program		
Commercial Buildings Renewal		Scoping of works underway.
Corporate Buildings Renewals		
Development of 33-35 Blaxland Road, Ryde (Argyle Centre)		Report to OLG pending.
Development of 741-747 Victoria Road (Battery World)		Report to OLG pending.
Operational Buildings Renewal		Scoping of works underway.
Governance and Civic program		
Election 2016		
Customer and Community Relations program		
Community Forums		Pending more information on proclamation.
Community Perception Study		Pending more information on proclamation.
Strategic City program		
Review of the Community Strategic Plan		This project cannot begin until the outcome of the merger proposal.

Program/projects	Status	Comment
Internal Corporate Services program		
Fit for the Future	⊖	There has been no requirement for Council to submit anything further on the merger proposal and so this money has not been expended.
Fit for the Future Action Plan Implementation	⊖	
Fit for the Future Strategic Asset Management Capability	⊖	
Information Technology Renewals	↻	
Innovation Fund	⊖	
Merger Costs	⊖	The merger is currently pending the outcome of the appeal against the Land and Environment Courts decision by Hunter's Hill and Lane Cove council's.
Office Fitout - North Ryde and Ryde Business Centre	↻	Fitouts practically completed.
Plant & Fleet Purchases	↻	Annual program underway.

1. Open Space, Sport & Recreation program

Developing, delivering, maintaining and managing all our sports, recreation, outdoor, open spaces and natural areas infrastructure, services and facilities.

Key: 🔄 On track ✖ Action required ✔ Complete ⊖ Not started ⊘ Cancelled ▶▶ Deferred

1.1. PERFORMANCE INDICATORS

Measure	2016/2017 Target	YTD Progress	Status	Comment
% of project milestones met on time	90%	88%	🔄	15 of 17 milestones met YTD.
No. of visitors to RALC	>= 750,000	170,559	🔄	On track to meet annual target.
% compliance with pool water bacteriological criteria	= 100%	100	🔄	
No. of user visits participating in organised sport on Council's active open space areas	>= 500,000	136,500	🔄	On track to meet yearly target.

1.2. BASE BUDGET

	YTD Budget \$	YTD Actual \$	Comment
Income	-2,075,000	-2,035,000	
Expense	3,795,000	3,489,000	
Total Base Budget	1,720,000	1,454,000	

1.3. PROJECTS

Approved Projects	2016/2017 Budget \$	YTD Actual \$	Status	Comment
Sportsfield Floodlighting Renewal	361,917	48,750	🔄	
Sportsfield Renewal & Upgrade	1,697,286	338,120	🔄	
RALC Asset Renewal	132,568	9,990	🔄	On track to complete cluster. One sub project (procurement of pool cleaner) complete.
Sportsground Amenities Renewal & Upgrade	220,000	33,718	🔄	Detail design to be completed in Q2.
Playground Construction - Renewal	700,600	107,477	🔄	<p>Consultation was completed 19 October 2016, slightly behind schedule and the project is now back on track. Due to the consultation the Lynelle Park playground which is design only may be delayed as we are seeking alternative options.</p> <p>Please be advised that Tuckwell Park playground is schedule for construction over December and January due to the availability of resources. The community will be fully advised.</p>
Sportsfield Floodlighting Expansion	50,000	7,500	⊖	Project scheduled to commence in Q2.
Passive Parks Improvement and Expansion	550,000	83,150	🔄	Dog Off Leash (Olympic Pk) and Anderson Pk Fitness Equipment consultations to occur in Q2.
Development of the Olympic Park Strategic Plan and Master Plan	150,000	0	🔄	Development of tender for consultancy underway.
Street Tree Planting Program	75,000	12,440	🔄	
Park & Open Space Tree Planting Program	50,000	7,588	🔄	
Shrimptons Creek Corridor Embellishment	4,000,000	600,000	⊖	Invoice issued - still awaiting payment from Department of Planning.



Approved Projects	2016/2017 Budget \$	YTD Actual \$	Status	Comment
Putney Park Bushland Delineation	100,000	15,000	🔄	Onsite Scoping meeting 20 September with internal stakeholders to confirm extent of project area, heritage considerations, possible materials to be used for works and vegetation management as aligned under park masterplan.
Update Open Space Plans of Management and Site Masterplans	100,000	15,000	⊖	
Terry Creek Walking Trail	75,000	11,250	🔄	Onsite scoping meeting 5 August with Project Manager. Year 1 – desktop review, design, community consultation. Investigations underway to confirm land ownership and access.
Construction of Skate Facilities within City of Ryde	100,000	0	⊖	
Synthetic Sports Surfaces Action Plan Implementation	3,320,000	498,000		

New Projects	2016/2017 Budget \$	YTD Actual \$	Status	Comment
Synthetic Playing Surfaces Expansion	0	7,953	🔄	

Carryover Projects	2016/2017 Budget \$	YTD Actual \$	Status	Comment
Protecting Biodiversity in Ryde	50,580	650	🔄	Draft Plan on public exhibition until 9 November 2016. Scheduled for PEC in December 2016 after review by BEAC.
ELS Hall Park #1 - Synthetic Surface	1,584,593	0	✓	Project to be consolidated into Synthetic Playing Surfaces Expansion in Q1 review.



Carryover Projects	2016/2017 Budget \$	YTD Actual \$	Status	Comment
Implementation of Children Play Plan -P2	891,818	250,526	🔄	
Flora and Fauna Surveys	43,500	0	🔄	Spring and Autumn surveys completed by consultants. Final draft of report due 30 November 2016.
Macquarie Park, Waterloo Rd	6,000,000	0	⊖	Park funding received. Awaiting Contamination Report from NSW Properties. Meeting scheduled with Department of Planning in Q2 to finalise new milestones for delivery of the park.
Brush Farm Park Signage	14,306	8,662	✓	
Marsfield Park - Cricket Wicket	340,000	90,304	🔄	
Review of Sport and Recreation Plan	18,266	0	🔄	
Review of Plans of Management	4,567	2,336	🔄	

2. Roads Program

Managing and maintaining our roads, bridges and retaining walls.

2.1. PERFORMANCE INDICATORS

Measure	2016/2017 Target	YTD Progress	Status	Comment
% of project milestones met on time	90%	79%	✘	11 of 14 milestones met YTD.

2.2. BASE BUDGET

	YTD Budget \$	YTD Actual \$	Comment
Income	-594,000	-464,000	
Expense	952,000	930,000	
Total Base Budget	358,000	466,000	

2.3. PROJECTS

Approved Projects	2016/2017 Budget \$	YTD Actual \$	Status	Comment
Road Resurfacing Renewal	5,020,990	1,990,127	🔄	
Road Kerb Renewal	3,397,150	519,210	🔄	One of twelve at practical completion, one substantially done, Winbourne programmed for Christmas and completion in May school holidays.
Bridge Upgrade / Renewal	180,000	27,000	🔄	Burnett St at RFT with construction Q3, Lucinda design in Q3/Q4.
Heavy Patching	265,560	67,109	🔄	Limited locations until Roads programs completed, allocated



Approved Projects	2016/2017 Budget \$	YTD Actual \$	Status	Comment
				Q3/Q4.
Flood Mitigation/Constitution Road Upgrade	300,000	60,000	↻	
ITS Implementation	100,000	15,000	⊖	Major action is pilot LATM study Blenheim Rd area.



3. Property Portfolio program

Developing, managing and maintaining our portfolio of corporate, commercial and civic properties.

Key:  On track  Action required  Complete  Not started  Cancelled  Deferred





3.1. PERFORMANCE INDICATORS

Measure	2016/2017 Target	YTD Progress	Status	Comment
% of project milestones met on time	90%	100%		2 of 2 milestones met YTD.

3.2. BASE BUDGET

	YTD Budget \$	YTD Actual \$	Comment
Income	-597,000	-799,000	
Expense	1,528,000	1,452,000	
Total Base Budget	931,000	654,000	

3.3. PROJECTS

Approved Projects	2016/2017 Budget \$	YTD Actual \$	Status	Comment
Corporate Buildings Renewals	40,000	6,000		
Commercial Buildings Renewal	100,000	15,000		Scoping of works underway.
Operational Buildings Renewal	50,000	7,500		Scoping of works underway.
Development of 741-747 Victoria Road (Battery World)	100,000	15,000		Report to OLG pending.

Approved Projects	2016/2017 Budget \$	YTD Actual \$	Status	Comment
Development of 33-35 Blaxland Road, Ryde (Argyle Centre)	600,000	90,000	🔄	Report to OLG pending.
Carryover Projects	2016/2017 Budget \$	YTD Actual \$	Status	Comment
Property Strategy Plan	78,215	30,565	✓	Strategy being finalised.
Ryde Civic Hub - International Design Competition	321,033	140,865	🔄	<p>The shortlisted concepts, each with a further six illustrations (in addition to the four from Stage One), were exhibited in July as Stage two of the competition and the public canvassed for its comments on each design. In early August the Jury met to review the four concepts with regard to the public's comments and announce the winner of the competition. The shortlisted designs had been submitted by Architects based in Australia, USA, China and Italy and each received \$50,000 in recognition of reaching the shortlist and providing the extra material required for the Stage two. The winning design concept, from the Beijing Institute of Architectural Design, won an additional \$150,000 for its authors.</p> <p>Following the competition, Council appointed two consultancies, WT Partnership and HillPDA, to undertake a cost and viability analysis of the winning concept. Their report is due to Council in February 2017.</p>
Civic Centre- Essential Renewal	59,447	0	⊖	
West Ryde Community Facility - Project Management	178,667	20,158	🔄	Parking, pedestrian and signage audit underway.



4. Catchment program

Managing, monitoring and maintaining water quality and reuse, our stormwater and natural waterways.

Key: 🔄 On track ✖ Action required ✔ Complete ⊖ Not started ⊘ Cancelled ▶ Deferred

4.1. PERFORMANCE INDICATORS

Measure	2016/2017 Target	YTD Progress	Status	Comment
% of project milestones met on time	90%	75%	🔄	3 of 4 milestones met YTD.

4.2. BASE BUDGET

	YTD Budget \$	YTD Actual \$	Comment
Income	-7,000	-103,000	
Expense	561,000	602,000	
Total Base Budget	554,000	499,000	

4.3. PROJECTS

Approved Projects	2016/2017 Budget \$	YTD Actual \$	Status	Comment
Stormwater Asset Replacement Renewal	1,476,836	471,388	🔄	Two projects completed.
Stormwater Improvement Works Renewal	1,487,571	306,909	🔄	

Carryover Projects	2016/2017 Budget \$	YTD Actual \$	Status	Comment
--------------------	---------------------	---------------	--------	---------



Carryover Projects	2016/2017 Budget \$	YTD Actual \$	Status	Comment
Gladesville Litter Reduction Project	201,786	16,394	🔄	Works commenced, due for completion Q2.




5. Centres and Neighbourhood program

Developing, delivering, maintaining and managing all our public domain infrastructure, facilities and place management.

Key:  On track  Action required  Complete  Not started  Cancelled  Deferred



5.1. PERFORMANCE INDICATORS

Measure	2016/2017 Target	YTD Progress	Status	Comment
% of project milestones met on time	90%	67%		6 of 9 milestones met YTD.

5.2. BASE BUDGET

	YTD Budget \$	YTD Actual \$	Comment
Income	-2,000	-1,000	
Expense	1,061,000	585,000	
Total Base Budget	1,058,000	584,000	

5.3. PROJECTS

Approved Projects	2016/2017 Budget \$	YTD Actual \$	Status	Comment
Neighbourhood Centre Renewal	123,690	9,000		A Q1 adjustment has been requested to allow Callaghan Street to be delivered this Financial Year (it was previously scheduled for 2017/18). Designs for all three renewals (Allars St/Callaghan St/Watts Rd) commenced in Q1 and will continue in Q2. Construction is expected to commence in Q3.
Town Centre Upgrade Renewal	1,883,531	364,937		

Approved Projects	2016/2017 Budget \$	YTD Actual \$	Status	Comment
Transport Management Association	150,000	0	🔄	
Multi Function Poles in Macquarie Park	700,000	105,000	✗	Ongoing works at Rowe St have impacted available resources and this project is now behind schedule. It is anticipated funds will be carried over, however, noting that this is a two year project completion of the works can still be achieved as originally scheduled and the delay to finalisation of the detailed design will not impact commencement of construction at this stage.
Public Domain Upgrade Lane Cove (east)	600,000	90,000	▶▶	Deferred as works may be delivered as part of potential development at this location.
Ped Access & Mobility Plan - Macq Park	100,000	15,000	🔄	Three projects have been identified and designs sought: 1. Upgrading four or six kerb ramps on the corner of Khartoum and Talavera Roads to meet Australian Standards. The number of kerb ramps to be improved depends on the services at the intersection and the cost of having to move them. 2. Upgrading of kerb ramps and pedestrian refuges on the corner of Byfield St and Lyonpark Rd to meet Australian Standards. 3. Installation of one kerb ramp to Australian standards at 142 Culloden Rd opposite Gymnasium Rd.
Gladesville Clocktower Monument Conservation	25,000	3,750	🔄	
Ryde Town Centre Monuments	15,000	2,250	🔄	
Embellishing planting along Waterloo Road	90,000	13,500	✗	Start delayed to accommodate ongoing works at Rowe St East, early commencement of Callaghan St, and West Ryde Plaza. It is anticipated that the works can still be delivered this financial year - milestones will be updated in Q2 to reflect new schedule. Initial completion date scheduled for April 2017, this is expected to be delayed and completion is now expected to be in June

Approved Projects	2016/2017 Budget \$	YTD Actual \$	Status	Comment
2017.				

Carryover Projects	2016/2017 Budget \$	YTD Actual \$	Status	Comment
Footpath Upgrade - Byfield St Macq Park	595,000	0	🔄	Delivery Manager advises works to commence in Q2.
Street Tree Planting in Byfield Street Macquarie Park	42,500	0	🔄	Works are being delivered with the footpath upgrade, which is scheduled to commence in Q2.



6. Library program

Delivering all our library services.

6.1. PERFORMANCE INDICATORS

Measure	2016/2017 Target	YTD Progress	Status	Comment
% of project milestones met on time	90%	100%	🟢	3 of 3 milestones met YTD.
No. of library loans per capita	>= 7.3	1.97	🟢	
No. of visits to the library annually	>= 940,000	273,262	🟢	

6.2. BASE BUDGET

	YTD Budget \$	YTD Actual \$	Comment
Income	-198,000	-381,000	
Expense	1,452,000	1,261,000	
Total Base Budget	1,253,000	880,000	

6.3. PROJECTS

Approved Projects	2016/2017 Budget \$	YTD Actual \$	Status	Comment
Community Buildings Renewals - Libraries	100,000	17,000	🟢	Project will refurbish Gladesville Library. Planning is nearing completion, with work scheduled for Q2.
eBook Collection Expansion	100,000	0	⊖	Q1 budget review will transfer this budget to the Library Book budget to consolidate book funds.

Approved Projects	2016/2017 Budget \$	YTD Actual \$	Status	Comment
Library Books	373,000	78,845	🔄	
Digital enhancement for Libraries	37,956	0	🔄	
RFID equipment replacement	129,000	0	⊖	Scheduled to commence in 2017.

7. Governance and Civic program

Supporting our mayor and councillors; through council process and civic events; and providing guidance on governance to support other areas of council.

Key: 🟢 On track ✖ Action required ✔ Complete ⊖ Not started ⊘ Cancelled ▶ Deferred

7.1. PERFORMANCE INDICATORS

Measure	2016/2017 Target	YTD Progress	Status	Comment
% of project milestones met on time	90%	NA	-	
Number of known breaches of statutory/council policy requirements	<= 0	0	🟢	
% of Councillor requests responded to within agreed service standard	>= 90%	80%	✖	There have been a high number of complex requests that have proven to be difficult to resolve in the set timeframes.

7.2. BASE BUDGET

	YTD Budget \$	YTD Actual \$	Comment
Income	-1,000	-1,000	
Expense	1,438,000	1,198,000	
Total Base Budget	1,437,000	1,196,000	

7.3. PROJECTS

Approved Projects	2016/2017 Budget \$	YTD Actual \$	Status	Comment
Election 2016	500,000	0	⊖	



8. Customer and Community Relations program

Engaging with our community, all media and community relations, branding and marketing our city and developing and managing all our customer services.

Key: ✔ On track ✘ Action required ✓ Complete ⊖ Not started ⊘ Cancelled ▶ Deferred

8.1. PERFORMANCE INDICATORS

Measure	2016/2017 Target	YTD Progress	Status	Comment
% of project milestones met on time	90%	NA	-	
% of Calls to the Customer Call Centre Resolved at the first point of contact	>= 85%	71	✘	With reductions in staff within the Rates Department over the last two months, this has caused an increase in messages taken.

8.2. BASE BUDGET

	YTD Budget \$	YTD Actual \$	Comment
Income	-4,000	-6,000	
Expense	997,000	807,000	
Total Base Budget	993,000	801,000	

8.3. PROJECTS

Approved Projects	2016/2017 Budget \$	YTD Actual \$	Status	Comment
Community Forums	50,653	0	⊖	Pending more information on proclamation.
Community Perception Study	35,000	0	⊖	Pending more information on proclamation.








Carryover Projects	2016/2017 Budget \$	YTD Actual \$	Status	Comment
Events Strategy	50,000	0	⊖	Programmed for future Quarter this Financial Year.

9. Community and Cultural program

Managing all community services, community development, community buildings and events and driving cultural development.

Key:  On track  Action required  Complete  Not started  Cancelled  Deferred

9.1. PERFORMANCE INDICATORS

Measure	2016/2017 Target	YTD Progress	Status	Comment
% of project milestones met on time	90%	100%		2 of 2 milestones met YTD.
No. of people attending key events and programs conducted by CoR	>= 100000	1,373		Citizenship Ceremony July 350, Citizenship Ceremony August 350, Commemoration event for Fromelle and Pozieres 50, Hungry for Art Launch 200, Attendance Women's Art Prize 223 (excludes Launch), Prayer Breakfast 200.
No. of home modification jobs completed	>= 606	72		On track to meet annual target. Promotions are planned for November & February.
% capacity of leased halls booked (capacity based on 8 hour booking per day)	>= 60%	74		
% capacity of meeting rooms booked (capacity based on 8 hour booking per day)	>= 45%	49		

9.2. BASE BUDGET

	YTD Budget \$	YTD Actual \$	Comment
Income	-393,000	-555,000	
Expense	1,338,000	1,089,000	
Total Base Budget	945,000	534,000	



9.3. PROJECTS

Approved Projects	2016/2017 Budget \$	YTD Actual \$	Status	Comment
Community Buildings Renewal	293,590	32,400	🔄	Projects planned for the year include: Marsfield Community Hall, Willandra Historical House, Continuation of Councils Building Hazmat project at the Youth Hub - 167 Shaftsbury Rd, Eastwood, North Ryde Meeting Room, Community Hub Signage and Youth Hub Kitchen.
Ryde Remembers - ANZAC	31,028	0	✓	
Hungry for Art	39,929	1,636	🔄	
Macquarie-Ryde Futures - PhD - Social Inclusion and building resilience	15,000	0	🔄	



10. Risk Management program

Managing all legal services, procurement and internal auditing, assessing and managing business continuity, risk and disaster management.

Key: ✔ On track ✘ Action required ✔ Complete ⊖ Not started ⊗ Cancelled ▶ Deferred

10.1. PERFORMANCE INDICATORS

Measure	2016/2017 Target	YTD Progress	Status	Comment
% of project milestones met on time	90%	NA	-	

10.2. BASE BUDGET

	YTD Budget \$	YTD Actual \$	Comment
Income	-36,000	-14,000	
Expense	1,384,000	1,120,000	
Total Base Budget	1,348,000	1,106,000	



11. Paths and Cycleways program

Developing, managing and maintaining our footpaths and cycleways.

Key: 🔄 On track ✖ Action required ✓ Complete ⊖ Not started ⊘ Cancelled ▶ Deferred

11.1. PERFORMANCE INDICATORS

Measure	2016/2017 Target	YTD Progress	Status	Comment
% of project milestones met on time	90%	100%	🔄	5 of 5 milestones met YTD.

11.2. BASE BUDGET

	YTD Budget \$	YTD Actual \$	Comment
Income	0	0	
Expense	534,000	450,000	
Total Base Budget	534,000	450,000	

11.3. PROJECTS

Approved Projects	2016/2017 Budget \$	YTD Actual \$	Status	Comment
Footpath Construction Renewal	628,270	151,995	🔄	
Cycleways Construction - Expansion	251,440	55,608	🔄	
Footpath Construction Expansion	871,919	138,740	🔄	

12. Environmental program

Monitoring and managing our environmental performance, developing environmental policy and making our community aware of environmental impact.

Key: 🔄 On track ✖ Action required ✔ Complete ⊖ Not started ⊘ Cancelled ▶▶ Deferred

12.1. PERFORMANCE INDICATORS

Measure	2016/2017 Target	YTD Progress	Status	Comment
% of project milestones met on time	90%	100%	🔄	6 of 6 milestones met YTD.

12.2. BASE BUDGET

	YTD Budget \$	YTD Actual \$	Comment
Income	-3,000	-1,000	
Expense	149,000	113,000	
Total Base Budget	146,000	112,000	

12.3. PROJECTS

Approved Projects	2016/2017 Budget \$	YTD Actual \$	Status	Comment
Waste - to - Art	46,793	4,681	🔄	Project for 2015/16 completed with 195 entries across 7 categories. Event launch attracted over 200 community members and artists. Two booked out schools and community workshops completed by Environment, Waste and Youth units. The 2016/17 project has commenced.
RALC Multi-Purpose Centre - Solar	50,000	7,500	🔄	Project brief finished. Consultant quotes being investigated to



Approved Projects	2016/2017 Budget \$	YTD Actual \$	Status	Comment
				confirm sizing and requirements for impending install in coming year.

13. Strategic City program

Providing strategic direction and planning; and managing the reporting of our corporate performance.

Key: 🔄 On track ✖ Action required ✔ Complete ⊖ Not started ⊘ Cancelled ▶ Deferred

13.1. PERFORMANCE INDICATORS

Measure	2016/2017 Target	YTD Progress	Status	Comment
% of project milestones met on time	90%	100%	🔄	3 of 3 milestones met YTD.

13.2. BASE BUDGET

	YTD Budget \$	YTD Actual \$	Comment
Income	-3,000	0	
Expense	22,000	120,000	
Total Base Budget	19,000	120,000	

13.3. PROJECTS

Approved Projects	2016/2017 Budget \$	YTD Actual \$	Status	Comment
Review of the Community Strategic Plan	200,000	0	⊖	This project cannot begin until the outcome of the merger proposal is decided.
West Ryde Plaza	400,000	60,000	🔄	Consultation scheduled for Q1 was undertaken. A number of issues were raised by the community in regards to the scope. A report will be put to Council in December to determine how the project can proceed given the concerns raised. It is unclear whether the current funding and timing will be sufficient as the



Approved Projects	2016/2017 Budget \$	YTD Actual \$	Status	Comment
				community feedback has raised the possibility of additional requirements.

14. Land Use Planning program

Planning, delivering and managing our land and urban design and enhancing and informing on our heritage.

Key: 🔄 On track ✖ Action required ✔ Complete ⊖ Not started ⊘ Cancelled ▶ Deferred

14.1. PERFORMANCE INDICATORS

Measure	2016/2017 Target	YTD Progress	Status	Comment
% of project milestones met on time	90%	75%	✖	6 of 8 milestones met YTD.

14.2. BASE BUDGET

	YTD Budget \$	YTD Actual \$	Comment
Income	-32,000	-21,000	
Expense	393,000	408,000	
Total Base Budget	362,000	387,000	

14.3. PROJECTS

Approved Projects	2016/2017 Budget \$	YTD Actual \$	Status	Comment
Bushfire Mapping System	72,750	0	🔄	
Heritage Grants Scheme	20,000	14,070	🔄	
Section 94 Contribution Plan	100,000	0	⊖	
Affordable Housing Calculator	20,000	0	🔄	



Approved Projects	2016/2017 Budget \$	YTD Actual \$	Status	Comment
Affordable Housing - Inclusionary Zoning Testing and Analysis	20,000	0	🔄	
Macquarie-Ryde Futures - PhD - Housing and Community Development (Macquarie Park)	15,000	0	🔄	University provided proposal.



15. Traffic & Transport program

Managing our transport, traffic and car parking; developing sustainable transport options.

Key: 🔄 On track ✖ Action required ✔ Complete ⊖ Not started ⊘ Cancelled ▶ Deferred

15.1. PERFORMANCE INDICATORS

Measure	2016/2017 Target	YTD Progress	Status	Comment
% of project milestones met on time	90%	85%	🔄	11 of 13 milestones met YTD.
No. of passengers transported by Top Ryder Community Bus Service	>= 38000	12914	🔄	Tracking better than predicted and expected to exceed annual target.

15.2. BASE BUDGET

	YTD Budget \$	YTD Actual \$	Comment
Income	-71,000	-287,000	
Expense	230,000	422,000	
Total Base Budget	159,000	135,000	

15.3. PROJECTS

Approved Projects	2016/2017 Budget \$	YTD Actual \$	Status	Comment
Traffic Facilities Renewal	169,380	39,654	🔄	
Car Park Renewal	130,000	19,503	🔄	Main Meadowbank (Cricket/tennis) works in Q2.



Approved Projects	2016/2017 Budget \$	YTD Actual \$	Status	Comment
Shop Ryder Community Bus Service	110,000	48,064	🔄	Shop Ryder passenger numbers trending higher than last year and better than predicted. Service is being delivered to budget and confirmation that the Frasers Properties group have engaged Council services for 2016/17 to deliver their Putney Hill bus service for a set contract charge.
Bus Shelters - new	60,000	9,000	🔄	Two shelters, RFQ Q3 and installation in Q3/Q4.
Bus Stop DDA compliance	92,700	13,905	🔄	Works programmed Q2/Q3.
Bus Stop Seats - new	34,800	5,220	🔄	Seats ordered Q2.
Traffic Calming Devices	835,787	249,981	🔄	Major component of program is black spot projects, going to November Traffic Committee for technical approvals, construction Q3/Q4.
PAMP Implementation Works - Central, East and West Wards	225,000	33,750	🔄	The detailed design has been completed and quotes sought for five projects in Gladesville and Rowe St, Eastwood. In addition the detailed design has been commissioned for the installation of a footpath and the upgrade of two bus stops along the eastern side of Lane Cove Rd between Kent and Twin Rds. Preliminary costings provided. PM working with Coordinator. Project on track.

New Projects	2016/2017 Budget \$	YTD Actual \$	Status	Comment
Pedestrian Accessibility & Mobility Plan	0	0	🔄	Brief completed and consultant appointed in Q1.
Roundabout Monash/Buffalo Roads	0	0	⊖	Part of Bunnings, s94 funded, in planning/design phase.



Carryover Projects	2016/2017 Budget \$	YTD Actual \$	Status	Comment
Road Safety Plan	134,306	0	🔄	Waiting RMS confirmation of funding will be incorporated into Morrison project.
Traffic Facilities Khartoum and Waterloo	741,415	105,000	▶▶	Deferred due to TfNSW bus priority lanes project.
Eastwood Transport Management and Access Plan 2008	98,117	985	🔄	Comprises Wingate Ave roundabout (still waiting formal agreement from Parramatta Council) and Eastwood HPAA where plans for RMS approval being prepared.
Morrison Road LATM	396,111	60,762	🔄	Continuing with facilities agreed by RTC/Works committee in 2015/16, developing approvals and designs for remaining facilities.



16. Economic Development program

Business sector and economic development.

Key: 🔄 On track ✖ Action required ✔ Complete ⊖ Not started ⊗ Cancelled ▶ Deferred

16.1. PERFORMANCE INDICATORS

Measure	2016/2017 Target	YTD Progress	Status	Comment
% of project milestones met on time	90%	100%	🔄	8 of 8 milestones met YTD.

16.2. BASE BUDGET

	YTD Budget \$	YTD Actual \$	Comment
Income	-1,000	-1,000	
Expense	40,000	40,000	
Total Base Budget	39,000	39,000	

16.3. PROJECTS

Approved Projects	2016/2017 Budget \$	YTD Actual \$	Status	Comment
Economic Development Plan Implementation	40,000	14,807	🔄	"Get Connected" event held in September approx. 100 attendees.
Implementation-Macq Park Marketing Plan	50,000	3,529	🔄	
Centres Activation Program (Town and Neighbourhood Centres)	150,000	19,819	🔄	Food Truck report completed and scheduled for Q2.

Approved Projects	2016/2017 Budget \$	YTD Actual \$	Status	Comment
NBN Feasibility Study Macquarie Park	50,000	0	🔄	Final Consultant Report has been provided to Council.

Carryover Projects	2016/2017 Budget \$	YTD Actual \$	Status	Comment
Night Time Economy	20,000	0	🔄	Draft report completed in Q1.



17. Organisational Development program

Addressing workforce planning, driving culture and performance, assessing process efficiency and overseeing all corporate communications.

Key: 🟢 On track ✖ Action required ✔ Complete ⊖ Not started ⊗ Cancelled ▶ Deferred

17.1. PERFORMANCE INDICATORS

Measure	2016/2017 Target	YTD Progress	Status	Comment
% of project milestones met on time	90%	NA	-	

17.2. BASE BUDGET

	YTD Budget \$	YTD Actual \$	Comment
Income	-1,000	-32,000	
Expense	95,000	89,000	
Total Base Budget	94,000	57,000	



18. Foreshore program

Managing all aspects of our foreshore.

Key: 🔄 On track ✖ Action required ✔ Complete ⊖ Not started ⊗ Cancelled ▶ Deferred

18.1. PERFORMANCE INDICATORS

Measure	2016/2017 Target	YTD Progress	Status	Comment
% of project milestones met on time	90%	NA	-	

18.2. BASE BUDGET

	YTD Budget \$	YTD Actual \$	Comment
Income	0	0	
Expense	31,000	11,000	
Total Base Budget	31,000	11,000	

18.3. PROJECTS

Approved Projects	2016/2017 Budget \$	YTD Actual \$	Status	Comment
Seawalls/Retaining Walls Refurbishment	919,271	246,253	🔄	



19. Regulatory program

Delivering all our regulatory assessments and activities, including building regulations, environmental regulations, road, parking and footpath enforcement and animal management.

Key: 🟢 On track ✖ Action required ✔ Complete ⊖ Not started ⊘ Cancelled ▶ Deferred

19.1. PERFORMANCE INDICATORS

Measure	2016/2017 Target	YTD Progress	Status	Comment
% of project milestones met on time	90%	NA	-	
Total development value of approved development applications (in \$million - cumulative)	>= \$0	179	🟢	
Mean number of DAs processed per person	>= 57	21.4	🟢	On track to meet yearly target.
DA assessment time (days) - against the Group 3 benchmark (Mean Gross Assessment Time**)	<= 87	86	🟢	
No. of DAs in each category - residential	>= 0	48	🟢	
No. of DAs in each category - single new dwelling	>= 0	57	🟢	
No. of DAs in each category - commercial, retail, office	>= 0	29	🟢	
Total no. of DAs received	>= 0	248	🟢	
Total no. of DAs determined	>= 0	214	🟢	
Mean gross DA determination times: Residential alterations and additions (against 15-16 Group 3 Average) *Note all Service Unit Performance Indicators referring to Development Applications (DAs) include Section 96 Applications.	<= 70	63	🟢	

Measure	2016/2017 Target	YTD Progress	Status	Comment
Mean gross DA determination times: Single new dwelling (against 15-16 Group 3 Average) *Note all Service Unit Performance Indicators referring to Development Applications (DAs) include Section 96 Applications.	<= 96	96	🔄	
Mean gross DA determination times: Commercial, retail, office (against 15-16 Group 3 Average) *Note all Service Unit Performance Indicators referring to Development Applications (DAs) include Section 96 Applications.	<= 91	86	🔄	
No. of food premises inspections	>= 850	133	🔄	On track to achieve yearly target. Remaining shop numbers to be split equally over next three quarters.

19.2. BASE BUDGET

	YTD Budget \$	YTD Actual \$	Comment
Income	-1,940,000	-2,962,000	
Expense	1,998,000	1,887,000	
Total Base Budget	57,000	-1,075,000	

20. Waste and Recycling program

Managing our domestic and commercial waste services, educating on and facilitating recycling and disposal services.

Key: 🔄 On track ✖ Action required ✔ Complete ⊖ Not started ⊘ Cancelled ▶ Deferred

20.1. PERFORMANCE INDICATORS

Measure	2016/2017 Target	YTD Progress	Status	Comment
% of project milestones met on time	90%	100%	🔄	1 of 1 milestones met YTD.

20.2. BASE BUDGET

	YTD Budget \$	YTD Actual \$	Comment
Income	-5,019,000	-19,559,000	
Expense	4,845,000	2,197,000	
Total Base Budget	-174,000	-17,362,000	

20.3. PROJECTS

Approved Projects	2016/2017 Budget \$	YTD Actual \$	Status	Comment
Old Landfill Sites Subsidence Program	200,000	30,000	🔄	
Future Focus Home Waste & Sustainability	69,000	18,132	🔄	Project on track. Over 83 Home Assessments completed this quarter, trending better than last for the same period. A Home Sustainability webinar was also designed and delivered to over 200 Fujitsu staff across 9 offices in Australia and New Zealand.
Community Problem Waste Recycling Centre	180,000	0	🔄	

Approved Projects	2016/2017 Budget \$	YTD Actual \$	Status	Comment
Porters Creek Precinct	600,000	91,660	🔄	Concept design being finalised.



21. Internal Corporate Services program

Developing and managing our information, records and corporate knowledge; implementing information technology, communications, business, financial and HR infrastructure and services. Managing our fleet and plant; planning and developing assets; all project management and administrative support.

Key: 🔄 On track ✖ Action required ✔ Complete ⊖ Not started ⊘ Cancelled ▶ Deferred

21.1. PERFORMANCE INDICATORS

Measure	2016/2017 Target	YTD Progress	Status	Comment
% of project milestones met on time	90%	100%	🔄	2 of 2 milestones met YTD.
% return on investment over the standard investment benchmark (ie. Bank Bill Swap Reference Rate (Australian financial market) - BBSW)	>= 0.85%	1.1%	🔄	

21.2. BASE BUDGET

	YTD Budget \$	YTD Actual \$	Comment
Income	-59,678,000	-60,500,000	
Expense	3,154,000	-1,419,000	
Total Base Budget	-56,524,000	-61,919,000	

21.3. PROJECTS

Approved Projects	2016/2017 Budget \$	YTD Actual \$	Status	Comment
Information Technology Renewals	1,141,872	31,879	🔄	



Approved Projects	2016/2017 Budget \$	YTD Actual \$	Status	Comment
Plant & Fleet Purchases	3,060,000	720,585	🔄	Annual program underway.
Fit for the Future	258,449	0	⊖	There has been no requirement for Council to submit anything further on the merger proposal and so this money has not been expended.
Fit for the Future Action Plan Implementation	150,000	0	⊖	
Fit for the Future Strategic Asset Management Capability	100,000	0	⊖	
Merger Costs	2,000,000	0	⊖	The merger is currently pending the outcome of the appeal against the Land and Environment Courts decision by Hunter's Hill and Lane Cove council's.
Innovation Fund	200,000	0	⊖	
Integrated Field Connectivity	92,500	3,904	🔄	Application selected, subject to functionality confirmation at another user council.
Office Fitout - North Ryde and Ryde Business Centre	3,705,088	2,042,548	🔄	Fitouts practically completed.

Carryover Projects	2016/2017 Budget \$	YTD Actual \$	Status	Comment
TechOne Enhancements	196,692	0	🔄	
CSO Reporting Systemisation	43,500	0	🔄	
Intranet upgrade	50,000	0	⊖	Pending more information on proclamation.



Appendix A – Reserve Listing Report

Natural Account	Description	16/17 Opening Balance	Budget To Reserve	Budget From Reserve	16/17 Budget Result	Review To Reserve	Review From Reserve	16/17 Review Result
93001 - Internally Restricted Revenues								
8301	Stockland Creche Contribution	178,666.90		-178,667.00	-0.10			-0.10
8302	Voluntary Planning Agreement Reserve	9,105,191.77		-65,000.00	9,040,191.77	1,893,297.00	-75,000.00	10,858,488.77
8303	Accommodation Reserve	15,419,068.14	830,000.00	-5,707,788.00	10,541,280.14	40,880.00	-60,000.00	10,522,160.14
8304	Asset Replacement Reserve	19,292,894.75	7,568,290.00	-10,104,825.00	16,756,359.75			16,756,359.75
8305	Plant Replacement Reserve	3,374,630.07	2,716,490.00	-3,432,210.00	2,658,910.07			2,658,910.07
8306	Ryde Aquatic Leisure Centre Reserve	2,786,729.86	4,055,080.00	-4,147,288.00	2,694,521.86		100,000.00	2,794,521.86
8307	Financial Security Reserve							
8308	Public Art Reserve	10,179.00			10,179.00			10,179.00
8309	Council Election Reserve	533,306.27	150,000.00	-650,000.00	33,306.27			33,306.27
8310	Risk Rebate Reserve	111,797.49	30,840.00		142,637.49			142,637.49
8311	Investment Property Reserve	18,367,215.52		-494,900.00	17,872,315.52		-3,107,500.00	14,764,815.52
8312	Civic Precinct Redevelopment Reserve	617,682.21		-319,023.00	298,659.21	1,000,000.00	-467,010.00	831,649.21
8313	Community Grants Reserve	228,958.00		-228,958.00				
8314	Carryover Works Reserve	1,208,800.33		-1,208,801.00	-0.67			-0.67
8317	Meger and Transition Reserve	5,267,183.13		-2,543,449.00	2,723,734.13		-1,000,000.00	1,723,734.13
8318	Porters Creek Reserve	199,348.89			199,348.89			199,348.89
8319	Insurance Fluctuation Reserve	799,341.19			799,341.19			799,341.19
8320	OHS & Injury Management Reserve	155,071.55	31,640.00		186,711.55			186,711.55
8321	Public Domain Plan Reserve	138,602.00			138,602.00			138,602.00
8322	Planning Proposal Reserve	234,089.15			234,089.15			234,089.15
8323	Macquarie University VPA Reserve	273,053.67			273,053.67			273,053.67
8324	Fit For The Future Reserve							
	Total Internally Restricted Revenues	78,301,809.89	15,382,340.00	-29,080,909.00	64,603,240.89	2,934,177.00	-4,609,510.00	62,927,907.89
93002 - Internally Restricted Liabilities								
8327	Employee Leave Entitlements Reserve	3,154,680.41			3,154,680.41			3,154,680.41
8328	Refundable Deposits Reserves	12,607,788.13			12,607,788.13			12,607,788.13
8329	Interest on Refundable Deposits	377,366.19			377,366.19			377,366.19

Appendix A – Reserve Listing Report

Natural Account	Description	16/17 Opening Balance	Budget To Reserve	Budget From Reserve	16/17 Budget Result	Review To Reserve	Review From Reserve	16/17 Review Result
	Reserve							
	Total Internally Restricted Liabilities	16,139,834.73			16,139,834.73			16,139,834.73
93003 - Section 94 Contribution Reserves								
8351	Community & Cultural Facilities Reserve	10,382,189.61	1,200,000.00	-2,092,031.00	9,490,158.61	847,453.00	-185,000.00	10,152,611.61
8352	Open Space & Recreation Facilities Reserve	44,720,396.21		-7,157,022.00	37,563,374.21	3,339,514.00	-3,157,500.00	37,745,388.21
8353	Roads & Traffic Management Facilities Reserve	2,780,845.71		-3,800,619.00	-1,019,773.29	374,616.00	-26,010.00	-671,167.29
8354	Stormwater Management Facilities Reserve	6,401,506.31		-2,126,778.00	4,274,728.31	118,847.00		4,393,575.31
8355	Section 94 Plan Administration Reserve	231,248.45		-240,620.00	-9,371.55	16,564.00		7,192.45
8901	Internal Loan - RALC Reserve	500,000.00			500,000.00			500,000.00
	Total Section 94 Contribution Reserves	65,016,186.29	1,200,000.00	-15,417,070.00	50,799,116.29	4,696,994.00	-3,368,510.00	52,127,600.29
93004 - Other External Restrictions								
8376	Domestic Waste Management Reserve	6,976,833.84	18,516,970.00	-19,774,923.00	5,718,880.84	700,000.00	1,012,660.00	7,431,540.84
8377	External Drainage Works Contribution Reserve							
8378	Macquarie Park Corridor Special Rate Reserve	1,163,711.12	1,339,310.00	-2,014,580.00	488,441.12			488,441.12
8379	Stormwater Management Service Charge Reserve	1,053,025.64	1,034,310.00	-969,526.00	1,117,809.64		-33,000.00	1,084,809.64
8381	Affordable Housing Contribution	138,910.00			138,910.00			138,910.00
8382	Infrastructure Special Rate Reserve	20,162.00	5,147,150.00	-5,147,120.00	20,192.00			20,192.00
	Total Other External Restrictions	9,352,642.60	26,037,740.00	-27,906,149.00	7,484,233.60	700,000.00	979,660.00	9,163,893.60
93005 - Unexpended Grants Reserves								

Appendix A – Reserve Listing Report

<i>Natural Account</i>	<i>Description</i>	<i>16/17 Opening Balance</i>	<i>Budget To Reserve</i>	<i>Budget From Reserve</i>	<i>16/17 Budget Result</i>	<i>Review To Reserve</i>	<i>Review From Reserve</i>	<i>16/17 Review Result</i>
8401	U/Exp Grant - Home Modification & Maintenance	153,689.83	434,010.00	-427,770.00	159,929.83			159,929.83
8403	U/Exp Grant - Volunteer Referral Agency	46,185.37	50,060.00		96,245.37			96,245.37
8404	U/Exp Grant - Library Local Priority							
8405	U/Exp Grant - Library Subsidy		248,920.00	-248,910.00	10.00			10.00
8408	U/Exp Grant - Urban Sustain Program - Looking Glass Bay							
8413	U/Exp Grant -Sydney North/Sydney West Tussock Paspalum 06/11							
8418	U/Exp Grant - Macquarie Park Master Plan	30,000.00			30,000.00			30,000.00
8433	U/Exp Grant - Liberty Swing Dunbar Park							
8434	U/Exp Grant - Sport Development Program	542.76			542.76			542.76
8435	U/Exp Grant - WASIP	29,640.86			29,640.86			29,640.86
8438	U/Exp Grant - Parramatta River Catchments Floodplain	2,918.72			2,918.72			2,918.72
8439	U/Exp Grant - Vacation Care Program Grant	5,253.73			5,253.73			5,253.73
8440	U/Exp Grant - Crime Prevention Plan Grant							
8443	U/Exp Grant - Curzon St/ Smith St Pedestrian (RTA)	765.05			765.05			765.05
8446	U/Exp Grant - Vimiera Road Traffic Facilities Renew (RTA)	1,959.22			1,959.22			1,959.22
8447	U/Exp Grant - M2 Advertising Public Benefit (RMS)	62,101.00			62,101.00			62,101.00
8451	U/Exp Grant - Rowe St Eastwood Traffic Calming	9,725.16			9,725.16			9,725.16
8455	U/Exp Grant - Planning for Ageing Population	4,560.00			4,560.00			4,560.00
8458	U/Exp Grant - Macquarie Park - Property	6,000,000.10		-6,000,000.00	0.10			0.10
8459	U/Exp Grant - Restoring Blue Gum High in Denistone Park	1,725.01			1,725.01			1,725.01
8460	U/Exp Grant - Restoring Blue Gum High in Darvall Park							
8461	U/Exp Grant - Better Waste &	242,507.58	259,260.00	-381,786.00	119,981.58		-210,000.00	-90,018.42

Appendix A – Reserve Listing Report

<i>Natural Account</i>	<i>Description</i>	<i>16/17 Opening Balance</i>	<i>Budget To Reserve</i>	<i>Budget From Reserve</i>	<i>16/17 Budget Result</i>	<i>Review To Reserve</i>	<i>Review From Reserve</i>	<i>16/17 Review Result</i>
8462	Recycling Fund U/Exp Grant - Agincourt and Balaclava Rd TCS	8,039.11			8,039.11			8,039.11
8463	U/Exp Grant - Ivan Hoe Estate Collective Impact	20,000.00			20,000.00			20,000.00
8464	U/Exp Grant - CDAT	3,100.00			3,100.00			3,100.00
8465	U/Exp Grant - Blaxland Road SUP – Stage 3 (RMS)	3,463.39			3,463.39			3,463.39
8466	U/Exp Loan - LIRS Phase 1	6,175.23			6,175.23			6,175.23
8467	U/Exp Loan - LIRS Phase 2	870,468.43		-870,468.00	0.43			0.43
8468	U/Exp Grant - Ryde Remembers (ANZAC)	16,223.59		-16,224.00	-0.41			-0.41
	Total Unexpended Grants Reserves	7,519,044.14	992,250.00	-7,945,158.00	566,136.14		-210,000.00	356,136.14
Internal Loans								
8901	Internal Loan - RALC Reserve	-2,661,869.23	63,000.00		-2,598,869.23			-2,598,869.23
	Total Internal Loans	-2,661,869.23	63,000.00		-2,598,869.23			-2,598,869.23
TOTAL RESERVES		173,667,648.42	43,675,330.00	-80,349,286.00	136,993,692.42	8,331,171.00	-7,208,360.00	138,116,503.42
	Net Transfer			-36,673,956.00	-36,673,956.00		1,122,811.00	-35,551,145.00

Appendix B – 2016/17 Quarterly Changes Report

				Approved Budget 2016/2017	Actual 2016/2017	Proposed Changes 2016/2017	Comments
--	--	--	--	---------------------------------	---------------------	----------------------------------	----------

Strategic City program

2411579	Strategic City Software License Fees	Op Exp		6,291	12,097	Licences fees for Strategic City Software.
2442363	Strategic City IT Equipment/Software Procurement	Cap Exp			5,720	Procurement and installation of equipment and software to maintain the viability of Strategic City in the planning and development industry.
Total Strategic City program					17,817	

Organisational Development program

2211001	Organisational Development Administration	Op Inc		(34,805)	(31,285)	Recovery for secondment of HR Manager to the Department Of Premier & Cabinet for two months.
2211001	Organisational Development Administration	Op Exp	215,620	72,545	9,386	Secondment of HR Manager to the Department Of Premier & Cabinet for two months.
2211124	Health and Wellbeing	Op Exp	7,830		6,000	Increased the budget to reflect the actual expenses.
2211533	Workforce Culture Administration	Op Exp	61,880	18,065	9,386	Secondment of HR Manager to the Department Of Premier & Cabinet for two months.
Total Organisational Development program					(6,514)	

Risk Management program



Appendix B – 2016/17 Quarterly Changes Report

			<i>Approved Budget 2016/2017</i>	<i>Actual 2016/2017</i>	<i>Proposed Changes 2016/2017</i>	<i>Comments</i>
1611139	Internal Audit	Op Exp	29,600	30,069	25,000	Increase budget to reflect the costs related to engagement of external investigators and consultants.
1611211	Risk Management	Op Exp	140,850	125,797	(15,000)	Reduce the budget to reflect the actual payment.
1611211	Risk Management	Op Exp	551,250	380,081	(170,000)	Reduce the budget to reflect the actual payment.
Total Risk Management program					(160,000)	

Community and Cultural program

6911220	School program (Go Active to School)	Op Inc			(8,345)	Additional income received from RMS in relation to traffic study for Badajoz Road, Ryde.
53101	Oper - Community Buildings - Hired	Op Exp	216,120	136,904	3,000	Funding for Apra Licence Fee.
6311001	Community Life Grants Administration	Op Exp		11,364	12,500	Funding for Smarty Grants Licence Fee.
6311059	Community Welfare	Op Exp	53,500		(53,500)	Transfer to Community Grants.
6311072	Cultural Grants	Op Exp	65,508		(65,508)	Transfer to Community Grants.
6311092	Eisteddfod	Op Exp	8,000		(8,000)	Transfer to Community Grants.
6311577	Community Grants	Op Exp	219,500	123,533	127,008	Transfer from Community Welfare, Cultural Grants and Eisteddfod.
6911220	School program (Go Active to School)	Op Exp	11,520		8,345	Increase budget for traffic study in relation to Badajoz Roa, Ryde and offset by additional income received from RMS.

Appendix B – 2016/17 Quarterly Changes Report

			<i>Approved Budget 2016/2017</i>	<i>Actual 2016/2017</i>	<i>Proposed Changes 2016/2017</i>	<i>Comments</i>
6311059	Community Welfare	From Res	(53,500)		53,500	Consolidate Community Grants accounts.
6311072	Cultural Grants	From Res	(65,508)		65,508	Consolidate Community Grants accounts.
6311092	Eisteddfod	From Res	(8,000)		8,000	Consolidate Community Grants accounts.
6311577	Community Grants	From Res			(127,008)	Transfer from Community Welfare, Cultural Grants and Eisteddfod.
Total Community and Cultural program					15,500	

Customer and Community Relations program

6511056	Community Newsletter	Op Exp	140,000	21,745	(10,210)	Funding is to be transferred to the Design our Ryde (DoR) project , as the DoR project paid for all the equipment for the Design our Ryde stage 2 exhibition.
Total Customer and Community Relations program					(10,210)	

Open Space, Sport & Recreation program

55104	Income - Parks Buildings	Op Inc	(130,460)	(110,244)	(70,000)	Income from Telecommunication Facilities for three parks (Marsfield Pk, ELS Hall Pk, Kotara Pk) are moved from Road / Utility / Footpath License OPEX to Parks Buildings Income.
7711113	Garden Competition	Op Inc	(1,060)	(13,500)	(13,000)	Increase in sponsorship Income for 2016/17 financial year.

Appendix B – 2016/17 Quarterly Changes Report

			<i>Approved Budget 2016/2017</i>	<i>Actual 2016/2017</i>	<i>Proposed Changes 2016/2017</i>	<i>Comments</i>
7711178	Sports & Recreation Income	Op Inc	(430,070)	(538)	(200,000)	Increase budget in user fees charges to reflect the actuals.
7711206	Recreational Events in Parks	Op Inc		(5,450)	(10,000)	Increased expense offset by program participant income for 2016/17 financial year.
5410301	Parks Asset Management OPEX	Op Exp	1,330		(1,330)	Transfer to Operating - Sportsgrounds, Parks & Gardens.
5410301	Parks Asset Management OPEX	Op Exp	510		(510)	Transfer to Operating - Sportsgrounds, Parks & Gardens.
53102	Oper - Indoor Sports Facilities	Op Exp	1,223,980	317,033	(100,000)	Reduction in electricity budget to reflect the current consumption trend.
53102	Oper - Indoor Sports Facilities	From Res	(1,223,980)		100,000	Reduction in electricity budget to reflect the current consumption trend.
7711113	Garden Competition	Op Exp			13,000	Additional expenses offset by Sponsorship Income for 2016/17 financial year.
7711206	Recreational Events in Parks	Op Exp	11,190		10,000	Increased expense offset by program participant income for 2016/17 financial year.
53114	Oper - Sportsgrounds, Parks & Gardens	Op Exp	238,600	592,998	1,840	Transfer from Parks Asset Management OPEX account.
7630711	Denistone East Bowling Club - Future Use	NCP Exp			60,000	In August 2015 Council resolved to undertake consultation on the future use of Denistone East Bowling Club. This adjustment will provide sufficient funds to undertake the consultation.
50012	Sportsfield Renewal & Upgrade Renewal	Cap Inc	(8,445)		(35,000)	Additional income for New Cricket Practice Nets at Meadowbank Park.
50012	Sportsfield Renewal & Upgrade Renewal	Cap Exp	1,697,286		85,000	An increase in budget expenditure for New Cricket Practice Nets at Meadowbank Park and Section 94 as per Council resolution dated 28 June 2016.

Appendix B – 2016/17 Quarterly Changes Report

			<i>Approved Budget 2016/2017</i>	<i>Actual 2016/2017</i>	<i>Proposed Changes 2016/2017</i>	<i>Comments</i>
50012	Sportsfield Renewal & Upgrade Renewal	From Res	(1,688,841)		(50,000)	Additional funding for New Cricket Practice Nets at Meadowbank Park and Section 94 as per Council resolution dated 28 June 2016.
7740941	ELS Hall Park #1 - Synthetic Surface	Cap Exp	1,584,593		(1,584,593)	Consolidate funding into the Synthetic Playing Surfaces Expansion Capital Program.
7741802	Synthetic Sports Surface Action Plan	Cap Exp	147,513		(147,513)	Consolidate funding into the Synthetic Playing Surfaces Expansion Capital Program.
7741803	Dog Off Leash - ELS Hall Park	Cap Exp	100		2,139	Project Completed last year, however this final expenditure was received and processed in 2016/17 financial year.
7741898	Synthetic Sports Surfaces Action Plan Implementation	Cap Exp	3,320,000		(3,320,000)	Consolidate funding into the Synthetic Playing Surfaces Expansion Capital Program.
51027	Synthetic Playing Surfaces Expansion	Cap Exp			5,052,106	Consolidate funding for Synthetic Playing Surfaces Expansion Capital Program.
7740941	ELS Hall Park #1 - Synthetic Surface	From Res	(715,688)		715,688	Consolidate funding into the Synthetic Playing Surfaces Expansion Capital Program.
7740941	ELS Hall Park #1 - Synthetic Surface	From Res	(868,905)		868,905	Consolidate funding into the Synthetic Playing Surfaces Expansion Capital Program.
7741802	Synthetic Sports Surface Action Plan	From Res	(147,513)		147,513	Consolidate funding into the Synthetic Playing Surfaces Expansion Capital Program.
7741898	Synthetic Sports Surfaces Action Plan Implementation	From Res	(3,320,000)		3,320,000	Consolidate funding into the Synthetic Playing Surfaces Expansion Capital Program.
51027	Synthetic Playing Surfaces Expansion	From Res			(5,052,106)	Consolidate funding into the Synthetic Playing Surfaces Expansion Capital Program.
Total Open Space, Sport & Recreation program					(207,861)	



Appendix B – 2016/17 Quarterly Changes Report

			Approved Budget 2016/2017	Actual 2016/2017	Proposed Changes 2016/2017	Comments
Centres and Neighbourhood program						
4710216	Street Lighting OPEX	Op Exp	2,542,890	374,148	(250,000)	Review of business activities identifies opportunity to decrease in expected expenditure.
4111259	Voluntary Planning Agreement Capital Income	Cap Inc		(1,893,297)	(1,893,297)	Contributions received from Developers related to property 388 Lane Cove Road, Macquarie Park and Rutledge Street and Trelawney Street, Eastwood.
4141773	Gladesville Clocktower Monument Conservation	Cap Exp	25,000		75,000	Increase funds to undertake the conservation works related to the Gladesville Clock tower required under the Wharf Road VPA.
50007	Neighbourhood Centre Renewal	Cap Exp	128,790	9,000	185,000	Increase the budget due to Callaghan Road to be delivered one year earlier than anticipated.
50007	Neighbourhood Centre Renewal	From Res	(128,790)		(185,000)	Increase the budget due to Callaghan Road to be delivered one year earlier than anticipated.
4141773	Gladesville Clocktower Monument Conservation	From Res	(25,000)		(75,000)	Transfer of funds to allow the conservation works related to the Gladesville Clock tower required under the Wharf Rd VPA.
4111259	Voluntary Planning Agreement Capital Income	To Res			1,893,297	Transfer VPA contribution to Reserves.
Total Centres and Neighbourhood program					(250,000)	

Library program

53026	Oper - Community Buildings - Libraries	Op Exp	466,380	86,010	(50,000)	Reduction in budget expenditure due to expected operational cost savings in 2016/17 financial year.
-------	--	--------	---------	--------	----------	---

Appendix B – 2016/17 Quarterly Changes Report

			<i>Approved Budget 2016/2017</i>	<i>Actual 2016/2017</i>	<i>Proposed Changes 2016/2017</i>	<i>Comments</i>
54026	Maint - Community Buildings – Libraries	Op Exp	299,220	105,423	(50,000)	Reduction in budget expenditure due to expected operational cost savings in 2016/17 financial year.
7230696	eBook Collection Expansion	NCP Exp	100,000		(100,000)	Transfer to library books budget to consolidate book budget and eBooks will be purchased from this account.
7240087	Library Books	Cap Exp	373,000		100,000	Transfer from eBook enhancement account to consolidate library book budget.
7230696	eBook Collection Expansion	From Res	(100,000)		100,000	Transfer to library books budget to consolidate book budget and eBooks will be purchased from this account.
7240087	Library Books	From Res	(124,090)		(100,000)	Transfer from eBook enhancement account to consolidate library book budget.
Total Library program					(100,000)	

Internal Corporate Services program

1311110	Financial Assistance Grant	Op Inc	(2,335,470)	(586,181)	(8,830)	Adjusted grant as per DLG letter dated 15 August 2016.
1311138	Interest Expense - Other	Op Exp	371,210	16,638	(300,000)	Reduce the budget to reflect the actual interest payment.
2111531	Recruitment & Selection Administration	Op Exp	83,490	43,782	6,257	Secondment of HR Manager to the Department Of Premier & Cabinet for 2 months.
2211472	Staff Christmas Party	Op Exp	10,000		10,000	Increase annual budget of (up to) \$20,000 for the Staff Christmas Party, from 2016 onwards as per the Executive Team recommendation.
2211532	Workforce Performance & Review Administration	Op Exp	41,250	12,044	6,257	Secondment of HR Manager to the Department Of Premier & Cabinet for two months.



Appendix B – 2016/17 Quarterly Changes Report

			Approved Budget 2016/2017	Actual 2016/2017	Proposed Changes 2016/2017	Comments
1330712	Emergency Services Property Levy Implementation	NCP Inc			(72,000)	Contribution received in relation to the NSW Emergency Services Property Levy Manual of Operating Procedures.
1330712	Emergency Services Property Levy Implementation	NCP Exp			72,000	Additional funding is required to deliver NSW Emergency Services Property Levy Manual of Operating Procedures project.
2430716	Long Term Financial Plan LG Solution Model	NCP Exp			16,250	Purchase Long Term Financial Plan Model and funded by saving of TechOne Enhancements Project.
2440740	TechOne Enhancements	Cap Exp	196,612		(16,250)	Purchase Long Term Financial Plan Model and funded by saving of TechOne Enhancements Project.
1211109	Finance Controlled Items	From Res			(1,000,000)	Transfer to Civic Hub Precinct Reserve to fund Civic Hub Precinct Project.
2430716	Long Term Financial Plan LG Solution Model	From Res			(16,250)	Purchase Long Term Financial Plan Model and funded by saving of TechOne Enhancements Project.
2440740	TechOne Enhancements	From Res	(196,612)		16,250	Purchase Long Term Financial Plan Model and funded by saving of TechOne Enhancements Project.
1211109	Finance Controlled Items	To Res			1,000,000	Transfer from Merger and Transition Reserve to Civic Hub Precinct Reserve.
Total Internal Corporate Services program					(286,316)	

Governance and Civic program

1811063	Governance Contributions	Op Exp	1,705,370	798,982	(107,407)	Adjust budget as per NSW Fire & Rescue allocation dated on 27 July 2016.
Total Governance and Civic program					(107,407)	

Appendix B – 2016/17 Quarterly Changes Report

			Approved Budget 2016/2017	Actual 2016/2017	Proposed Changes 2016/2017	Comments
--	--	--	------------------------------	---------------------	-------------------------------	----------

Land Use Planning program

4111221	Section 94 Capital Income-Roads	Cap Inc		(386,160)	(374,616)	Income received to date.
4111221	Section 94 Capital Income-Roads	Cap Inc		(909,663)	(847,453)	Income received to date.
4111221	Section 94 Capital Income-Roads	Cap Inc		(132,954)	(118,847)	Income received to date.
4111221	Section 94 Capital Income-Roads	Cap Inc		(3,544,753)	(3,339,514)	Income received to date.
4111221	Section 94 Capital Income-Roads	Cap Inc		(17,761)	(16,564)	Income received to date.
4111221	Section 94 Capital Income-Roads	To Res			847,453	Transfer income to Reserves.
4111221	Section 94 Capital Income-Roads	To Res			3,339,514	Transfer income to Reserves.
4111221	Section 94 Capital Income-Roads	To Res			374,616	Transfer income to Reserves.
4111221	Section 94 Capital Income-Roads	To Res			118,847	Transfer income to Reserves.
4111221	Section 94 Capital Income-Roads	To Res			16,564	Transfer income to Reserves.
Total Land Use Planning program						

Regulatory program

2811081	Development Assessments	Op Inc	(945,040)	(825,950)	(600,000)	Increase the budget to reflect income received.
---------	-------------------------	--------	-----------	-----------	-----------	---



Appendix B – 2016/17 Quarterly Changes Report

			<i>Approved Budget 2016/2017</i>	<i>Actual 2016/2017</i>	<i>Proposed Changes 2016/2017</i>	<i>Comments</i>
3411062	Construction	Op Inc	(46,060)	(7,109)	10,000	Reduce budget to more closely align with actual three year trend.
3411184	PCA Appointment	Op Inc	(17,710)	(1,912)	7,000	Reduce budget to more closely align with actual three year trend.
3411184	PCA Appointment	Op Inc	(47,260)	(11,309)	7,000	Reduce budget to more closely align with actual three year trend.
3511001	Building & Land Use Enforcement Administration	Op Inc	(253,140)	(649,225)	(500,000)	Increase budget to more closely align with actual three year trend.
3511001	Building & Land Use Enforcement Administration	Op Inc		(1,040)	(3,500)	Increase budget to more closely align with actual three year trend.
3511001	Building & Land Use Enforcement Administration	Op Inc	(73,580)	(26,079)	(27,000)	Increase budget from hoarding activity due to continued strong development trends.
3511123	Health & Building Administration	Op Inc	(11,840)		11,840	Reduce budget to more closely align with actual three year trend.
3611231	Statutory Information	Op Inc	(70,840)	(17,567)	15,000	Reduce budget to more closely align with actual three year trend.
3711141	Investigations	Op Inc	(11,840)		11,840	Reduce budget to more closely align with actual three year trend.
3711213	Routine Inspections	Op Inc	(112,320)	(17,902)	40,000	Reduce the budget to more closely align with actual three year trend and allows for sustainable growth in health inspections and related charges.
3711213	Routine Inspections	Op Inc	(5,870)		5,870	Reduce budget to more closely align with actual three year trend.
3711213	Routine Inspections	Op Inc	(14,120)	(3,960)	4,000	Reduce budget to more closely align with actual three year trend.
3711213	Routine Inspections	Op Inc	(1,740)		1,500	Reduce budget to more closely align with actual three year trend.
3711507	Swimming Pool Inspection Program	Op Inc	(126,570)	(7,400)	70,000	Staff shortage and difficulty in recruiting. Current part time casual employed and variation in income compensated by



Appendix B – 2016/17 Quarterly Changes Report

			<i>Approved Budget 2016/2017</i>	<i>Actual 2016/2017</i>	<i>Proposed Changes 2016/2017</i>	<i>Comments</i>
						equivalent reduction in expenses.
3911156	Macquarie Park Parking Scheme	Op Inc	(957,760)	(451,917)	(279,929)	Increase budget for parking tariff income to reflect the actual.
3911177	On Street Parking	Op Inc	(2,994,870)	(629,643)	(280,000)	Review of Business Activities identifies opportunity to increase in expected income.
2411310	Pinforce	Op Exp			32,000	Licence fee for infringements has not been budgeted in 2016/2017 financial year.
2811081	Development Assessments	Op Exp	487,450	179,339	200,000	Additional funding required to mitigate an increase in DA lodgements.
3511393	Boarding House Project	Op Exp	42,190		(17,000)	Review policy and enforcement procedures has resulted in reduced need for surveillance and enforcement over past three years.
3911001	Parking Control Administration	Op Exp		3,316	25,000	Increase the budget to reflect the actual and offset by the saving of the Weekend Enforcement program.
3911177	On Street Parking	Op Exp			24,000	Increase the budget for replacement of PDA devices used to issue fines.
3911266	Weekend Enforcement	Op Exp	25,000		(25,000)	Reduce the budget to reflect the actual and saving will be transferred to Parking Control Administration.
Total Regulatory program					(1,267,379)	

Catchment program

53106	Oper - Creeks & Waterways	Op Exp		3,592	15,000	Redistribution of Maint- Creek and Waterways contractors Budget to Oper- Creeks & Waterways budget.
-------	---------------------------	--------	--	-------	--------	---

Appendix B – 2016/17 Quarterly Changes Report

			Approved Budget 2016/2017	Actual 2016/2017	Proposed Changes 2016/2017	Comments
54106	Maint - Creeks & Waterways	Op Exp	49,300	353	(15,000)	Redistribution of Maint- Creek & Waterways contractors Budget to Oper-Creeks & Waterways budget.
54119	Maint - Road Drainage (P & C & SS)	Op Exp	783,420	230,799	(50,000)	Reduction in budget expenditure due to expected operational cost savings in 2016/2017 financial year.
5241830	Water Quality & Riparian Improvement	Cap Exp			33,000	Reinstating budget for outstanding PM Fee and 15/16 Expenditure underspent by \$25,000.
5241830	Water Quality & Riparian Improvement	From Res			(33,000)	Reinstating budget for outstanding PM Fee and 15/16 Expenditure underspent by \$25,000.
5640832	Rowe Street Acquisition	Cap Exp		6,215,000	6,215,000	Purchase of 100-104 Rowe Street as per Council's resolution dated 15 December 2015.
5640832	Rowe Street Acquisition	From Res			(3,107,500)	Purchase of 100-104 Rowe Street as per Council's resolution dated 15 December 2015.
5640832	Rowe Street Acquisition	From Res			(3,107,500)	Purchase of 100-104 Rowe Street as per Council's resolution dated 15 December 2015.
Total Catchment program					(50,000)	

Traffic & Transport program

4710226	Development Management OPEX	Op Inc		(91,346)	(400,000)	Increase income to reflect the actual income received.
55005	Income - Traffic Facilities	Op Inc	(240,960)		240,960	Transfer to Road Services Unit Management to align with the Business Plan.
4710226	Development Management OPEX	Op Exp		91,394	250,000	Increase temp staff salaries budget to process the plans and offset by additional income received.



Appendix B – 2016/17 Quarterly Changes Report

			<i>Approved Budget 2016/2017</i>	<i>Actual 2016/2017</i>	<i>Proposed Changes 2016/2017</i>	<i>Comments</i>
4130009	Pedestrian Accessibility & Mobility Plan	NCP Inc			(50,000)	Additional RMS Grant received in relation to Meadowbank West and West Ryde PAMP project.
4130009	Pedestrian Accessibility & Mobility Plan	NCP Exp			100,000	Meadowbank West and West Ryde PAMP brought forward 1 year following successful grant for 50% funding from RMS grant.
4141772	PAMP Implementation Works - Central, East and West Wards	Cap Inc			(17,500)	Increase the budget to reflect the additional RMS Grant received.
4940004	Traffic Calming Devices	Cap Inc	(298,523)		(285,000)	Funding received from RMS Government Black Spot Program to be spent on Blaxland Road/Ryrie Street/Small Roads projects as per Council Resolution dated 23 August 2016.
4941851	Morrison Road LATM	Cap Inc	(396,111)		(408,000)	Additional RMS Grant to be expected for Morrison Road - Traffic Calming and Safety Works for 2016/17 financial year.
4141772	PAMP Implementation Works - Central, East and West Wards	Cap Exp	225,000		17,500	Increase the budget and offset by additional RMS grant.
4940004	Traffic Calming Devices	Cap Exp	835,787		285,000	Funding received from RMS Government Black Spot Program to be spent on Blaxland Road/Ryrie Street/Small Roads projects as per Council Resolution dated 23 August 2016.
4941851	Morrison Road LATM	Cap Exp	396,111		408,000	Increase the budget for Morrison Road - Traffic Calming and Safety Works project and offset by additional RMS Grants.
Total Traffic & Transport program					140,960	

Waste and Recycling program

Appendix B – 2016/17 Quarterly Changes Report

			<i>Approved Budget 2016/2017</i>	<i>Actual 2016/2017</i>	<i>Proposed Changes 2016/2017</i>	<i>Comments</i>
5811086	DWM Income	Op Inc	(17,751,640)	(19,461,025)	(700,000)	Increase the budget to reflect the actual income received.
5910407	Commercial Waste OPEX	Op Inc	(1,054,730)	(1,034)	(300,000)	Increase the budget to reflect additional Commercial Waste Income received.
5911496	Non Rateable Commercial services	Op Inc			(150,000)	Review of Business Activities identifies the opportunity of increase in expected income.
6010409	Construction Recycling OPEX	Op Inc	(247,470)	(37,654)	(100,000)	Increase the budget to reflect additional Construction Recycling income received.
5810402	DWM Collection OPEX	Op Exp	7,328,260	525,942	(3,712,660)	Review of Business activity identifies the need of budget reduction in Contractors - Waste, and redistribute expenditure.
5810402	DWM Collection OPEX	Op Exp		166,153	1,550,000	Review of Business activity identifies the need of budget reduction in Contractors - Waste, and redistribute expenditure.
5810402	DWM Collection OPEX	Op Exp		172,872	1,150,000	Review of Business activity identifies the need of budget reduction in Contractors - Waste, and redistribute expenditure.
5910407	Commercial Waste OPEX	Op Exp		15,080	70,000	Agency Staff expenditure to Offset against expected additional Commercial Waste Income.
6010409	Construction Recycling OPEX	Op Exp			70,000	Agency Staff expenditure to Offset against expected additional Construction Recycling Income.
5830713	Managing Waste Reduction in Multi Unit Dwellings	NCP Exp			80,000	New project "Managing Waste Reduction in Multi Unit Dwelling" is funded by Better Waste and Recycling Fund.
5830714	Mobile Problem Waste Recycling Stations	NCP Exp			30,000	This project is part of the Better Waste and Recycling Fund - EPA Grant Projects as outlined in the council meeting held.
6130715	Public Place Water Stations	NCP Exp			100,000	This is an EPA Grant Project part of the Better Waste and Recycling Fund as outlined in the council meeting held on the 12/08/2014.

Appendix B – 2016/17 Quarterly Changes Report

			<i>Approved Budget 2016/2017</i>	<i>Actual 2016/2017</i>	<i>Proposed Changes 2016/2017</i>	<i>Comments</i>
5810402	DWM Collection OPEX	From Res	(7,340,920)		1,012,660	Review of Business activity identifies the need of budget reduction in Contractors - Waste, and redistribute expenditure
5830713	Managing Waste Reduction in Multi Unit Dwellings	From Res			(80,000)	Transfer funding from unspent grant to fund Managing Waste Reduction in Multi Unit Dwelling project.
5830714	Mobile Problem Waste Recycling Stations	From Res			(30,000)	This project is part of the Better Waste and Recycling Fund - EPA Grant Projects as outlined in the council meeting held on 12/08/2014.
6130715	Public Place Water Stations	From Res			(100,000)	This project is part of the Better Waste and Recycling Fund - EPA Grant Projects as outlined in the council meeting held on 12/08/2014.
5811086	DWM Income	To Res	18,516,970		700,000	Transfer additional income received in to DWM Reserves.
Total Waste and Recycling program					(410,000)	

Property Portfolio program

55018	Income - Corporate Buildings	Op Inc	(99,120)	(18,202)	(40,880)	Increase the budget to reflect the additional Car parking spots for staff at Julius Avenue offset by Reimbursement Income from Staff.
55018	Income - Corporate Buildings	To Res	80,000		40,880	Additional Car parking spots for staff at Julius Avenue offset by staff Reimbursement.
5610635	Road / Utility / Footpath License OPEX	Op Inc	(125,000)	(16,932)	70,000	Income from Telecommunication Facilities for three parks (Marsfield Pk, ELS Hall Pk, Kotara Pk) are moved from Road / Ut.
5610637	Eastwood Plaza	Op Inc	(36,210)		(17,000)	Review of Business Activities identifies the opportunity of expected income.

Appendix B – 2016/17 Quarterly Changes Report

			<i>Approved Budget 2016/2017</i>	<i>Actual 2016/2017</i>	<i>Proposed Changes 2016/2017</i>	<i>Comments</i>
55019	Income - Commercial Buildings	Op Inc	(1,556,560)	(631,618)	(160,000)	Additional income from three shops in 100-104 Rowe St for the remainder of the 2016/17 Financial Year.
53018	Oper - Corporate Buildings	Op Exp	2,852,900	998,308	60,000	Increase budget to reflect additional Car parking spots for staff at Julius Avenue offset by staff Reimbursement, offset by additional income received.
53018	Oper - Corporate Buildings	From Res	(2,411,260)		(60,000)	Additional Car parking spots for staff at Julius Avenue offset by staff Reimbursement.
53019	Oper - Commercial Buildings	Op Exp	667,280	185,273	(150,000)	Reduce the electricity budget to reflect the current consumption trend.
1830678	Ryde Civic Hub - International Design Competition	NCP Exp	321,033		475,210	\$10,210 Budget transfer from Community Newsletter to cover the cost of equipment for the Design our Ryde stage two exhibition and additional funding \$95K for preparing planning proposal as per Council Resolution dated 28 June 2016, \$200K for Prize as per Council Resolution dated 19 July 2016 and \$170K for staff resources, including overheads and contingency.
1830678	Ryde Civic Hub - International Design Competition	From Res	(319,023)		(467,010)	Additional funding \$95K for preparing planning proposal as per Council Resolution dated 28 June 2016, \$200K for Prize as per Council Resolution dated 19 July 2016 and \$170K for staff resources, including overheads and contingency.
Total Property Portfolio program					(248,800)	

Roads program

Appendix B – 2016/17 Quarterly Changes Report

			<i>Approved Budget 2016/2017</i>	<i>Actual 2016/2017</i>	<i>Proposed Changes 2016/2017</i>	<i>Comments</i>
4710001	Road Services Unit Management	Op Inc	(909,620)	(217,298)	40,430	Adjust grant as per DLG letter dated 15 August 2016.
4710001	Road Services Unit Management	Op Inc			(149,000)	Additional Block Grant Regional Roads received from RMS.
4710001	Road Services Unit Management	Op Inc			(237,000)	Income transferred to Unit Management to realign with the Business Plan.
4710227	Restoration Management OPEX	Op Inc		(38,060)	(271,700)	Transfer from Income for Kerb and Gutter Capital Program to align with the Business Plan.
55002	income - Road Resurfacing	Op Inc	(80,370)		80,370	Transfer to Road Service Unit Management Program to align with Asset Systems Business Plan.
50002	Road Resurfacing Renewal	Cap Inc			(1,364,900)	Transferred from Road Kerb Renewal to align with the Business Plan
50002	Road Resurfacing Renewal	From Res	(5,020,070)		1,364,900	Transferred from Road Kerb Renewal to align with the Business Plan.
55109	Income - Kerb & Gutter	Op Inc	(271,700)	900	271,700	Transfer to Restoration Base budget to align with the Business Plan.
50004	Road Kerb Renewal	Cap Inc	(1,364,900)		1,364,900	Transfer Roads Recovery Grant from Road Resurfacing Capital Program to Road Resurfacing Renewal Capital Program to realign with the Business Plan.
50004	Road Kerb Renewal	From Res	(2,032,000)		(1,364,900)	Transfer Roads Recovery Grant from Road Resurfacing Capital Program to Road Resurfacing Renewal Capital Program to realign with the Business Plan.
4741454	Multi-Function Poles (MFP) Streetlighting	Cap Exp			26,010	Reinstating the budget for outstanding invoice, as result of outstanding Invoice missed in accruals for 2015/16 financial year.
4741454	Multi-Function Poles (MFP) Streetlighting	From Res			(26,010)	Reinstating the budget for outstanding invoice, as result of outstanding Invoice missed in accruals for 2015/16 financial

Appendix B – 2016/17 Quarterly Changes Report

		Approved Budget 2016/2017	Actual 2016/2017	Proposed Changes 2016/2017	Comments
					year.
Total Roads program				(265,200)	

Paths and Cycleways program

53001	Oper - Cycleways	Op Inc			(4,240)	Transfer from Cycleway Construction Road.
55001	Income - Cycleways Construction	Op Inc	(4,240)		4,240	Transfer to Cycleway Operating program.
54003	Maint - Footpaths & Nature Strips	Op Exp	1,929,610	237,399	(50,000)	Reduction in budget expenditure due to expected operational cost savings in 2016/17 financial year.
51001	Cycleways Construction Expansion	Cap Inc			(241,000)	Funding received from RMS Safer Roads Cyclist Safety Program and Connecting Centres (Cycling) infrastructure Program to be spent on projects in the Cycleway Constructions Expansion Program as per Council Resolution dated on 23 August 2016.
51001	Cycleways Construction Expansion	Cap Exp	251,440	55,608	241,000	Funding received from RMS Safer Roads Cyclist Safety Program and Connecting Centres (Cycling) infrastructure Program to be spent on projects in the Cycleway Constructions Expansion Program as per Council Resolution dated on 23 August 2016.
Total Paths and Cycleways program					(50,000)	

GRAND TOTAL					(3,245,410)	
--------------------	--	--	--	--	--------------------	--

Appendix C – Consolidated Income and Expenditure Estimates 2016/17

PROJECTED OPERATING RESULT	Original Budget 2016/2017 \$'000	C/Over Budget 2016/2017 \$'000	TOTAL Original Budget 2016/2017 \$'000	Sep Changes 2016/2017 \$'000	Dec Changes 2016/2017 \$'000	Mar Changes 2016/2017 \$'000	Jun Carryovers 2016/2017 \$'000	Jun Changes 2016/2017 \$'000	PROPOSED Budget 2016/2017 \$'000	ACTUAL YTD 2016/2017 \$'000
OPERATING REVENUE										
Rates & Annual Charges	76,178		76,178	850					77,028	77,450
User Charges & Fees	14,556		14,556	2,003					16,560	6,134
Interest	4,093		4,093						4,093	1,862
Other Operating Revenue	7,735		7,735	765					8,501	2,283
Operating Grants & Contributions	6,947	137	7,084	173					7,257	1,862
TOTAL OPERATING REVENUE	109,509	137	109,647	3,792					113,438	89,591
OPERATING EXPENSES										
Employee Costs	45,558	972	46,530	31					46,561	8,818
Materials & Contracts	31,207	967	32,174	320					32,494	7,254
Borrowing Costs	172		172						172	50
Other Operating Expenses	20,770	229	20,999	(1,012)					19,987	6,469
TOTAL OPERATING EXPENSES	97,707	2,168	99,876	(662)					99,214	22,591
Operating Result Before Capital Amounts	11,802	(2,031)	9,771	4,454					14,224	67,000
Capital Grants & Contributions	6,058	1,228	7,286	7,577					14,863	12,761
In-kind Contributions										
Net Gain / (Loss) on Disposal of Assets										451
Total Capital Income	6,058	1,228	7,286	7,577					14,863	13,211
Operating Result Before Depreciation	17,860	(804)	17,057	12,030					29,087	80,211
Depreciation & Impairment	15,897		15,897						15,897	
Operating Result	1,963	(804)	1,160	12,030					13,190	80,211

Appendix C – Consolidated Income and Expenditure Estimates 2016/17

PROJECTED FUNDING	Original Budget	C/Over Budget	TOTAL Original Budget	Sep Changes	Dec Changes	Mar Changes	Jun Carry overs	Jun Changes	PROPOSED Budget	ACTUAL YTD
OPERATING RESULT	1,963	(804)	1,160	12,030					13,190	80,211
Funding										
ADD (Non-Cash) - Depreciation	15,897		15,897						15,897	
ADD (Non-Cash) - ELE Accruals										
ADD (Non-Cash) - Interest on Security Deposits - Accruals										
ADD Book Value of Assets Disposed	900		900						900	
Cash Available to Fund Capital Expenditure	18,760	(804)	17,957	12,030					29,987	80,211
CAPITAL EXPENDITURE										
City Strategy and Planning	8,207	8,590	16,797	285					17,082	1,956
City Works and Infrastructure	26,277	5,256	31,533	7,293					38,826	14,958
Office of Chief Operating Office	40	50	90						90	
Corporate and Community Services	3,912	2,047	5,959	84					6,043	2,759
TOTAL CAPITAL EXPENDITURE	38,435	15,944	54,379	7,662					62,041	19,673
Cash Flow to Fund	(19,675)	(16,748)	(36,422)	4,368					(32,054)	60,538
Financed by:										
Opening Working Capital	3,286	1,231	4,517						4,517	4,517
Borrowings										
New Borrowings	350		350						350	
Less: Loan Repayments	(887)		(887)						(887)	(247)
Net Loan Funds (Payments/Receipts)	(537)		(537)						(537)	(247)
Reserves	19,926	16,748	36,674	(1,123)					35,551	1,209
Closing Working Capital	3,001	1,231	4,232	3,245					7,477	66,018
Net change in Working Capital	285	(0)	285	(3,245)					(2,960)	(61,501)