

Quarterly Review Report



Four Year Delivery Plan 2016 – 2020 including One Year Operational Plan 2016/17

Quarter Two
October – December 2016

 City of Ryde

Lifestyle and opportunity @ your doorstep

Contents

General Manager's Overview	04
Outcome Summaries	13
A City of Liveable Neighbourhoods	14
A City of Wellbeing	18
A City of Prosperity	22
A City of Environmental Sensitivity	26
A City of Connections	30
A City of Harmony and Culture	35
A City of Progressive Leadership	38
Projects by Program	42
Open Space, Sport and Recreation Program	42
Roads Program	47
Property Portfolio Program	49
Catchment Program	51
Centres and Neighbourhood Program	53
Library Program	56
Governance and Civic Program	58

Customer and Community Relations Program	60
Community and Cultural Program	62
Risk Management Program	64
Paths and Cycleways Program	65
Environmental Program	66
Strategic City Program	68
Land Use Planning Program	70
Traffic and Transport Program	72
Economic Development Program	75
Organisational Development Program	77
Foreshore Program	78
Regulatory Program	79
Waste and Recycling Program	81
Internal Corporate Services Program	83

Appendices

Appendix A – Reserve Listing Report	86
Appendix B – 2016/17 Quarterly Changes Report	90
Appendix C– Consolidated Income and Expenditure Estimates 2016/17	103

Quarterly Overview

This Quarterly Review reports on the progress towards the achievement of the City of Ryde's Delivery Plan 2016-2020 including One Year Operational Plan 2016/17 as at 31 December 2016. Council monitors the progress of the Operational Plan on a quarterly basis, with the report highlighting Council's performance against key indicators and the planned projects.

As a result of the December Quarterly Review, Council's proposed budget adjustments in this quarterly review will result in an increase to Council's Working Capital by \$0.37 million to \$4.45 million. Further information about Council's financial position can be found in the section below.

It is pleasing that Council is tracking well with our schedule of Capital and Non-Capital projects to be delivered for the 2016/17 year. To date we currently only have six projects that are reported as being 'action required'. However, this quarterly review recommends the cancellation of five projects, with four of the five projects relating to the current proposed merger. One project is deferred which has previously been reported to Council. A detailed explanation for each cancelled project can be found in the project comments in the programs section. The balance of Council's projects are reported as on track, completed or have not been scheduled to commence until Q3 or Q4.

The following summary below is provided on the key components of Council's Operational Plan 2016/17 and is supported by detailed information in the appendices.

Financial Position

Following this quarter's budget review as stated, Council's financial position has improved with a net increase of \$6.18 million in Council's Operating Surplus. A majority of this increase will be \$3.59 million for Base budget and Non-Capital projects and \$2.60 million for Capital Income with the funds being transferred to Reserves. Details of the main items to explain this improvement include the following adjustments:

- \$1 million additional grant from the Dept. of Planning for Shrimpton Creek Corridor Embellishment;
- \$0.85 million additional Section 94 contributions received;
- \$0.80 million additional Interest on Investments mainly related to Section 94 contributions held;
- \$0.40 million User Contributions for the Synthetic Playing Surfaces;
- \$2.00 million reduction in cancelling the Merger Transition Costs project;
- \$0.26 million reduction in cancelling the Fit for the Future project;
- \$0.20 million reduction in cancelling the Review of the Community Strategic Plan which will not commence this financial year; and

- \$0.14 million net cancellation of the Innovation Fund.

Council's available Working Capital has increased by \$0.37 million to \$4.45 million.

The Capital Works Program, YTD, is at approximately 45.07% net financially, excluding contributed assets.

Operating expenses, YTD, are within 23.20% (favourable) of the budgeted amounts, which is a good result.

Operating Income (Base Budget and Non-Capital & Capital Income) is projected to increase by \$3.88 million (3.03%) and Operating Expenses are projected to decrease by \$2.29 million (-2.31%), a net increase in Operating Surplus of \$6.18 million to \$35.27 million. Details of items that explain this improvement are detailed above.

Council had budgeted to undertake \$62.04 million of capital works. This is projected to decrease by \$4.89 million, resulting in a revised total capital works budget of \$57.15 million.

Base Budget

Base Budget Income is projected to increase by \$1.24 million to \$114.42 million, while Base Budget Expenses are projected to increase by \$0.21 million to \$92.93 million, giving a net projected increase in the Base Budget Surplus of \$1.03 million (5.03%).

Non-Capital Budget

Non-Capital Expenses are projected to decrease by \$2.50 million to \$3.99 million, giving a net projected decrease in net Non-Capital Expenditure of \$2.55 million (-40.93%).

Capital Budget

Capital Income is projected to increase by \$2.59 million to \$17.46 million, while Capital Expenses are projected to decrease by \$4.89 million to \$57.15 million, giving a net projected decrease in net Capital Expenditure of \$7.48 million (-15.86%).

Reserve Movements

The net movement of Reserves was budgeted to be a net transfer from reserves of \$32.15 million for works carried over plus funding other works. This is projected to have a net decrease of \$10.54 million from reserves to a total of \$21.61 million transfer from reserves.



Financial Position Overview

(\$'000)	Original Budget 2016/17	Carryover Budget 2016/17	Previously Approved Changes	Revised Budget 2016/17	Proposed Changes 2016/17	Projected Budget 2016/17	Actual YTD 2016/17	Budget YTD 2016/17	% Variance
Base									
Income	(109,509)		(3,670)	(113,179)	(1,240)	(114,419)	(98,080)	(88,151)	11.26%
Expenditure ¹	93,011	1,201	(1,495)	92,717	209	92,926	38,736	47,871	-19.08%
Net	(16,499)	1,201	(5,165)	(20,463)	(1,030)	(21,493)	(59,344)	(40,280)	47.33%
Non-Capital									
Income		(137)	(122)	(259)	(50)	(309)	(144)	(259)	-44.36%
Expenditure	4,697	967	833	6,498	(2,503)	3,994	1,227	4,166	-70.55%
Net	4,697	830	711	6,238	(2,553)	3,685	1,083	3,907	-72.29%
Capital									
Income	(6,058)	(1,228)	(7,577)	(14,863)	(2,594)	(17,457)	(14,494)	(10,291)	40.84%
Expenditure	38,435	15,944	7,662	62,041	(4,888)	57,153	25,757	41,931	-38.57%
Net	32,377	14,716	85	47,178	(7,482)	39,697	11,263	31,640	-64.40%
Reserve Movement	(19,926)	(16,748)	4,523	(32,151)	10,543	(21,608)	(1,209)	(14,494)	-91.66%
Other Items									
Book Value of Assets	(900)			(900)		(900)	(629)	(248)	
Advances									
Loan Proceeds	(350)			(350)	150	(200)			
Loan Repayments	887			887		887	428	441	-2.87%
Total Other Items	(363)			(363)	150	(213)	(201)	193	-203.77%
Net Change In Working Capital	285	(0)	155	440	(373)	67	(48,407)	(19,034)	154.32%

¹ Excluding depreciation







Progress against Indicators

Our performance indicators help to provide a snapshot of the organisation's health. Corporate indicators focus on major areas across the whole organisation and program indicators track how we are delivering on specific elements within each of the 21 programs outlined in our Delivery Program 2016-2020 including our One Year Operational Plan 2016/17.

Corporate Indicators

As identified in the table below, all the corporate indicators are, with the exception of three, on track.

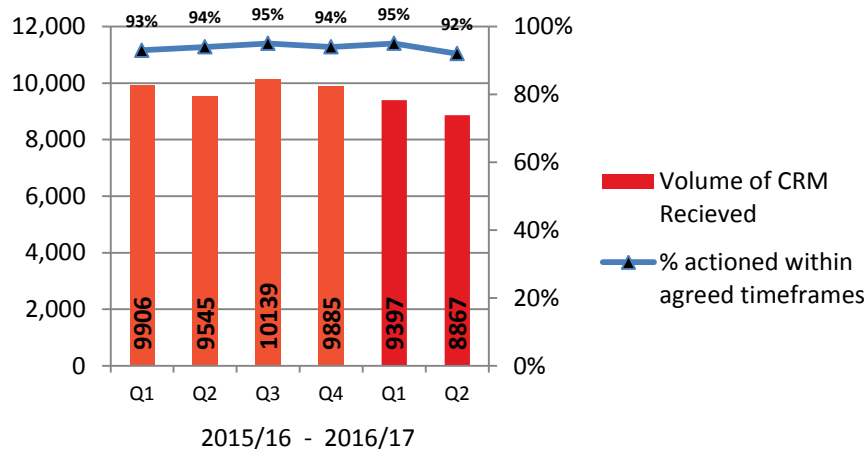
Key:  On track  Action required  Complete  Not started  Cancelled  Deferred

Measure	Performance Indicator	2016/17 Target	Quarterly Result	Status	Comments
Responsiveness to customer requests	% customer requests actioned within agreed timeframes (currently 10 working days)	>= 90%	92%		
Responsiveness to customer requests	% of inward correspondence actioned within agreed timeframes (currently 10 working days)	>= 90%	88%		
Effective complaints handling	% of Tier One and Two Complaints resolved within agreed standards	= 100%	100%		
Base Budget management	% variance of YTD approved base budget Income as at last quarter (That you are not more than 2% under your approved Base Budget Income)	>= -2%	11.26%		
Base Budget management	% variance of YTD approved Base Budget Expenditure as at last quarter (That you are not more than 2% over your approved Base Budget Expenditure)	<= 2%	-19.08%		
Projects are well managed	% project milestones completed on time	>= 90%	81%		89 of 110 milestones were complete on time in Q2. YTD 173 of 207 scheduled milestones have been completed on time.

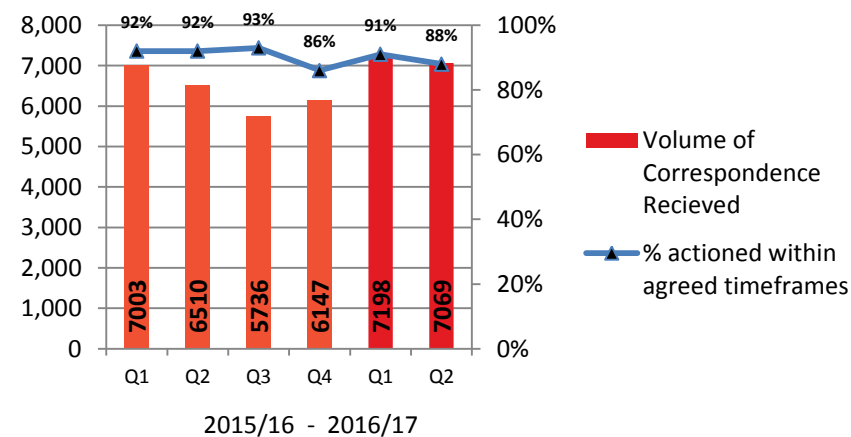
Measure	Performance Indicator	2016/17 Target	Quarterly Result	Status	Comments
Occupational Health and Safety	Number of LTI days per quarter (reduction from previous quarter)	Q1 = 110	29	🟢	
Management of Annual Leave balances in excess of 40 days	Number of staff with annual leave balances of >40 days (reduction from previous quarter)	Q4 = 51	39	🟢	
Risk Management	% of internal audit recommendations implemented within agreed timeframes	= 100%	100%	🟢	

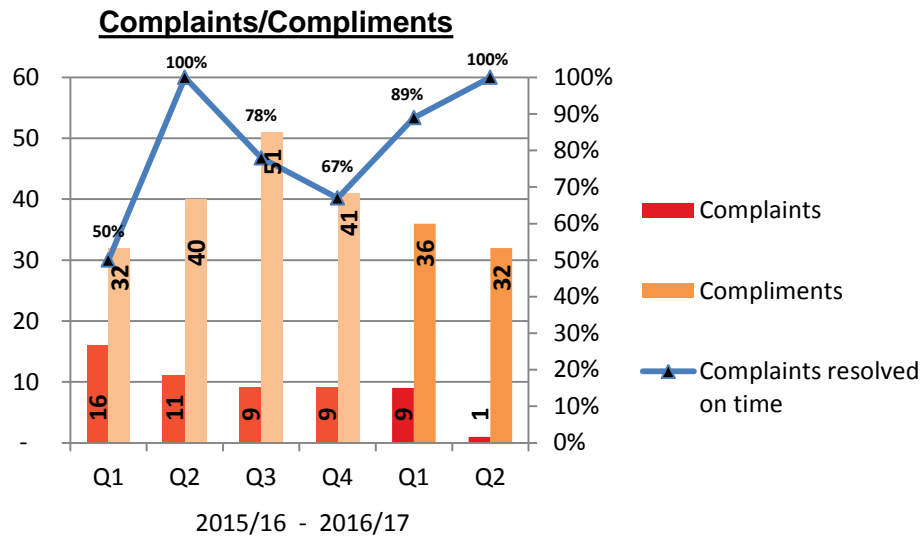
The following corporate indicators met the target this quarter, noting that the organisation will be working to improve further or maintain this result at the next quarter:-

Customer Requests - CRMs



Correspondence Received



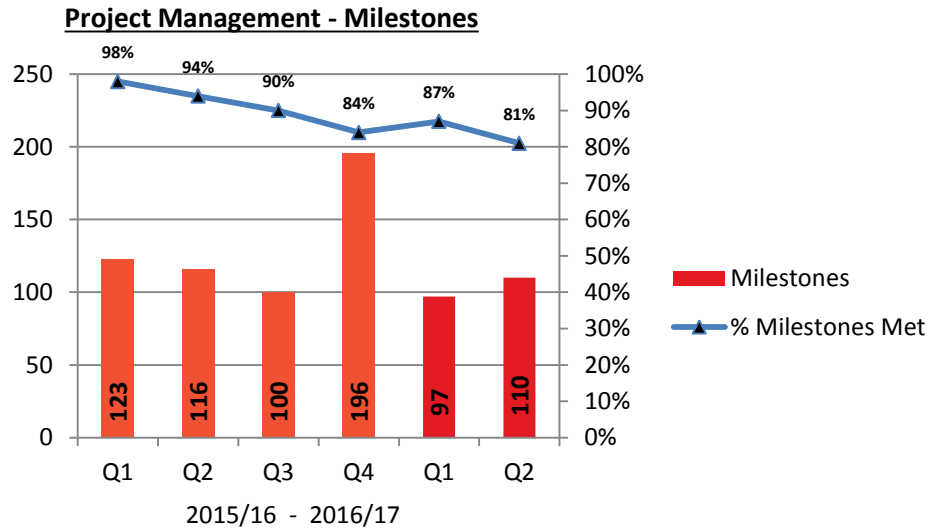


We have maintained our high response rate to customer requests. Our result was 92% for requests actioned within agreed timeframes. This is above our target of 90% and continues our trend of achieving over the target again highlights our continued commitment to excellent customer service.

Our responsiveness to inward correspondence result was also maintained. Our result was 88% which is just below our target of 90% but still on trend of achieving on or around 90% (+/- 5%). We will look to maintain our result above target in the coming quarters.

Our handling of complaints indicator returned to the standards that we expect this quarter and rose to 100% against our target of 100%. This is a good result for this indicator as we pride ourselves on our responsiveness to our customers. It was also pleasing to see the large number of compliments given last quarter.

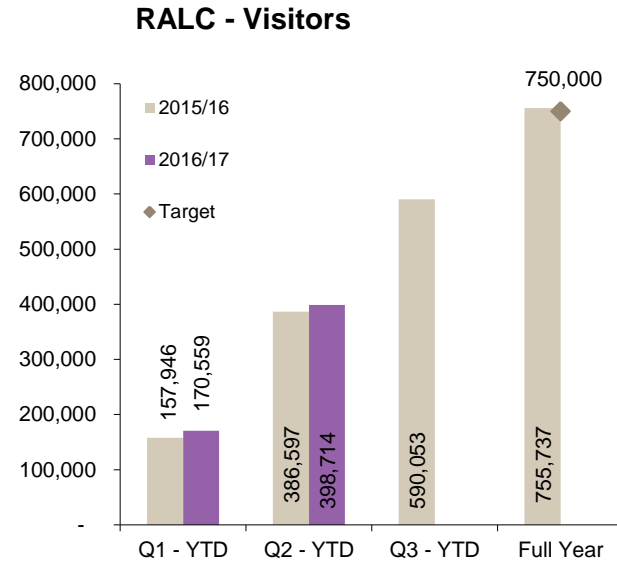
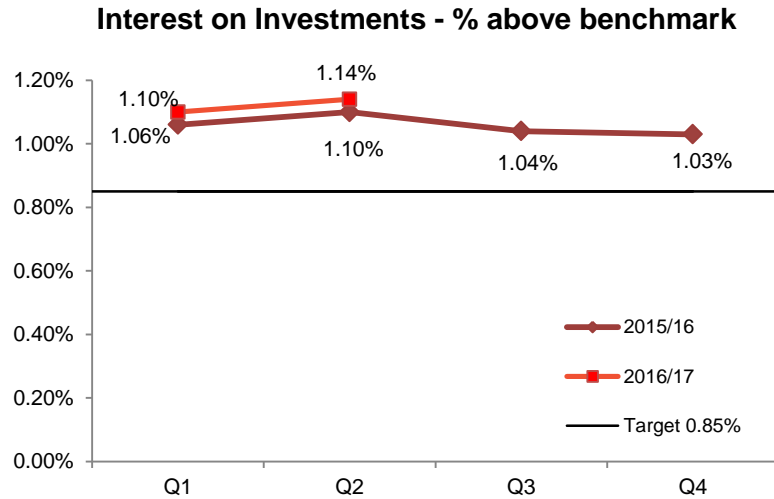
The corporate indicators which have not met target this quarter and where we will look for an improvement on next quarter are:-



We had a decrease of 7% in our number of milestones met on time indicator in Q4, with a result of 80% against our target of 90%. This measure is only for milestones scheduled in Q2 and of the 110 milestones scheduled, 89 were met on time.

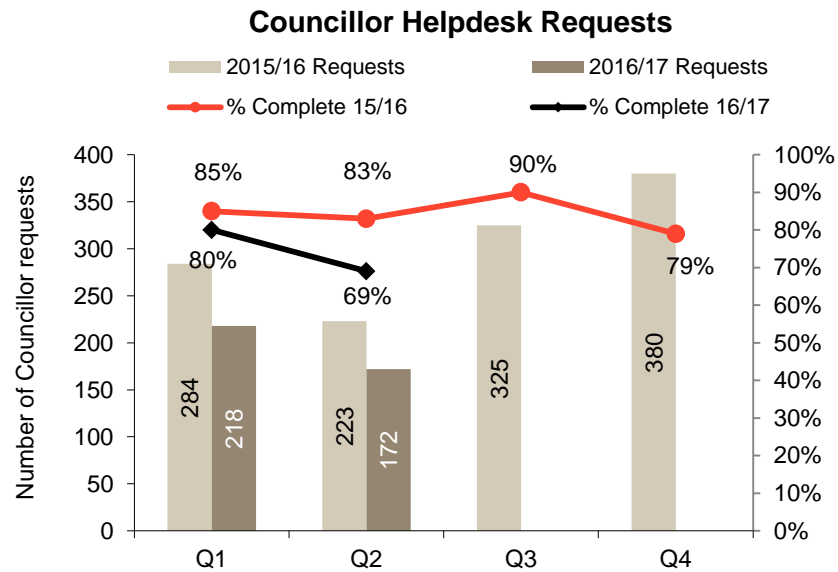
Program Indicators

I would like to draw particular attention to the following areas of Council where performance has improved against previous trends or targets:



Council's investments still continue to exceed the investment benchmark. Despite a decline over the previous year, we still continue to track above the benchmark. With the cash rate at an historical low we have been doing well to hold our returns at this level.

Visitor numbers to the RALC have continued to be strong. There was a three percent increase on quarter two last year and there was also a 33% percent increase from previous quarter. This is a positive result and trending well for our annual target of 750,000 patrons.



Although the number of councillor requests received this quarter is lower than the previous quarter, there have been a high number of complex councillor requests that have proven to be difficult to resolve in the set timeframe.

I welcome any feedback on this Quarterly Review Report and would appreciate any comments or suggested improvements.

Regards

Roy Newsome
A/General Manager



Outcome Summaries

City of **Liveable Neighbourhoods**|
City of **Wellbeing**| City of **Prosperity**|
City of **Environmental Sensitivity**|
City of **Connections**| City of **Harmony
and Culture**| City of **Progressive
Leadership**|

A City of Liveable Neighbourhoods

A range of well-planned clean and safe neighbourhoods, and public spaces, designed with a strong sense of identity and place.

Goal One	Goal Two	Goal Three
All residents enjoy living in clean, safe, friendly and vibrant neighbourhoods	Our community has a strong sense of identity in their neighbourhoods and are actively engaged in shaping them.	Our neighbourhoods thrive and grow through sustainable design, planning and regulation that support community needs

Financial Position

Base Budget has a Net reduction of \$216,000 due to a better than forecast increase in DA fees, this is largely the result of continued levels of activity in the construction and development sectors. Base Expenditure increased by \$82,000 which also relates to the high development and construction activities.

Non Capital and Capital have no changes this quarter.



	Revised Budget 2016/17 (\$'000)	Proposed Changes 2016/17	Projected Budget 2016/17	Actual YTD 2016/17	Budget YTD 2016/17	% Variance
Base						
Income	(4,292)	(298)	(4,591)	(3,080)	(2,660)	15.81%
Expenditure	9,300	82	9,383	4,457	4,773	-6.61%
Net	5,008	(216)	4,792	1,377	2,113	-34.84%
Non-Capital						
Income						
Expenditure	277		277	45	207	-78.36%
Net	277		277	45	207	-78.36%
Capital						
Income	(1,893)		(1,893)	(1,893)	(1,893)	0.00%
Expenditure	610		610	90	452	-80.00%
Net	(1,284)		(1,284)	(1,803)	(1,441)	25.09%
Reserve Movement	1,055	(50)	1,005	(5)	1,560	-100.29%
Other Items						
Book Value of Assets						
Advances						
Loan Proceeds						
Loan Repayments						
Total Other Items						
Net Change In Working Capital	5,057	(266)	4,791	(386)	2,439	-115.81%


Progress against Projects

Operational Plan Projects for 2016/2017

Key: On track Action required Complete Not started Cancelled Deferred

Program/projects	Status	Comment
Open Space, Sport & Recreation program		
Street Tree Planting Program		Final consultation and planning in progress. Works scheduled for April – May.
Update Open Space Plans of Management and Site Masterplans		Finalisation of consultant brief took longer than anticipated and engagement of consultant delayed to Q3. It is still anticipated the consultant will be able to complete drafting of the updated documents this financial year completing the project on time.
Centres and Neighbourhood program		
Gladesville Clocktower Monument Conservation		Procuring appropriate bricks has taken longer than anticipated as the heritage bricks of the required type not available and there is limited expertise to make them. Structural damage is also greater than initially anticipated. Full impact on the project time and cost will be determined in Q3 when confirmation of brick availability will be finalised.
Neighbourhood Centre Renewal		Construction to commence in Q3.
Ryde Town Centre Monuments		
Land Use Planning program		
Affordable Housing - Inclusionary Zoning Testing and Analysis		
Affordable Housing Calculator		
Bushfire Mapping System		Contract award and documentation sent to Consultant. Ground truthing and desktop study



Program/projects	Status	Comment
		review to commence in Q3.
Section 94 Contribution Plan		Status Report to Executive Team provided November 2016. Works Schedule to be finalised in Q3.



City of Wellbeing

A healthy and safe community, with all supported throughout their life by services, facilities and people.

Goal One	Goal Two	Goal Three
Our residents are encouraged and supported to live healthy and active lives.	All residents feel supported and cared for in their community through the provision of ample services and facilities.	Residents feel secure and included in an environment where they can connect socially and are supported by their neighbours.

Financial Position

Base Budget has a Net increase of \$13,000 due to a realignment of the motor vehicle budget.

Non Capital has no changes this quarter.

Capital Budget has a Net reduction of \$64,000 which relates to the return of funds (\$64,000) for Signage at Playgrounds project. This was due to an audit completed in 2015/16 that concluded that all playground signs satisfy current legislative requirements and no further enhancements on signs to be undertaken until after a decision on the current merger proposal.









	Revised Budget 2016/17 (\$'000)	Proposed Changes 2016/17	Projected Budget 2016/17	Actual YTD 2016/17	Budget YTD 2016/17	% Variance
Base						
Income	(8,066)	(7)	(8,073)	(4,960)	(4,929)	0.64%
Expenditure	16,766	20	16,786	8,157	8,552	-4.62%
Net	8,700	13	8,713	3,197	3,623	-11.77%
Non-Capital						
Income	(134)		(134)		(134)	-100.00%
Expenditure	303		303		228	-100.00%
Net	168		168		93	-100.00%
Capital						
Income	(48)	(445)	(493)	(8)	(48)	-83.24%
Expenditure	16,808	381	17,189	4,356	10,696	-59.28%
Net	16,760	(64)	16,696	4,348	10,648	-59.17%
Reserve Movement	(16,833)	64	(16,769)	(30)	(9,766)	-99.70%
Other Items						
Book Value of Assets						
Advances						
Loan Proceeds						
Loan Repayments	263		263	130	132	-1.23%
Total Other Items	263		263	130	132	-1.23%
Net Change In Working Capital	9,059	13	9,071	7,645	4,730	61.63%

Progress against Projects

Operational Plan Projects for 2016/2017

Key:  On track  Action required  Complete  Not started  Cancelled  Deferred

Program/projects	Status	Comment
Open Space, Sport & Recreation program		
Construction of Skate Facilities within City of Ryde		Consultant engaged - community consultation Q3, design Q4, construction in 2017/18.
Development of the Olympic Park Strategic Plan and Master Plan		Tender for consultancy to be advertised in Q3.
Passive Parks Improvement and Expansion		Anderson Park Consultation completed Q2. Detailed design Q3 and construction scheduled for Q4. Dog Off Leash Olympic Park Consultation prepared Q2. Design and works scheduled to be undertaken in Q3.
Playground Construction - Renewal		Talavera Res completed and opened to public October 2016. Halcyon Park completed and opened to public November 2016. Tuckwell Park - Additional consultation with neighbour to ensure colours and view impacts are appropriately considered completion anticipated in Q3. Lynelle Park - consultation indicated some community concern regarding upgrade of Lynelle and associated removal of play equipment at Nunook Reserve. Further consultation undertaken in Q2 and to be reported to Council in Q3. It is anticipated construction will be finalised in 2017/18, some carryover may be required for this purpose. Mulhall Park design scheduled for Q3 and construction Q4.
RALC Asset Renewal		On track to complete schedule of works. One sub project (sauna refurbishment) complete.
Sportsfield Floodlighting Expansion		Community consultation rescheduled to Q3 following public exhibition of Sport & Recreation

Program/projects	Status	Comment
		Strategy.
Sportsfield Floodlighting Renewal	🔄	Meadowbank Park Project (\$240,000) tender awarded, construction to occur in Q3.
Sportsfield Renewal & Upgrade	🔄	Meadowbank Park project (\$1M) majority of expenditure to occur in Q3.
Sportsground Amenities Renewal & Upgrade	🔄	Ryde Park Project works awarded, construction to occur in Q3.
Synthetic Sports Surfaces Action Plan Implementation	🔄	
Library program		
Community Buildings Renewals - Libraries	✓	Gladesville Library refurbishment completed in December.
Digital enhancement for Libraries	🔄	Project to continue through Q3 and Q4.
RFID equipment replacement	🔄	Programmed for future quarter this financial year.
Community and Cultural program		
Community Buildings Renewal	🔄	All milestones for sub projects have been set and work commenced.

A City of Prosperity

Creating urban centres which champion business, innovation and technology to stimulate economic growth and local jobs.

Goal One	Goal Two	Goal Three
Our Community and businesses across the city flourish and prosper in an environment of innovation progression and economic growth.	Our city is well-designed and planned to encourage new investment, local jobs and business opportunities.	Macquarie Park is recognised globally and locally as an innovative education and technology hub.

Financial Position

Base Budget and Non Capital have no changes this quarter.







Capital has a Net reduction of \$5.1 million due to grant funding received in November for the Shimplon's Creek Corridor Embellishment project.

	Revised Budget 2016/17 (\$'000)	Proposed Changes 2016/17	Projected Budget 2016/17	Actual YTD 2016/17	Budget YTD 2016/17	% Variance
Base						
Income	(16)		(16)	(6)	(8)	-18.66%
Expenditure	1,428		1,428	625	716	-12.67%
Net	1,412		1,412	619	708	-12.60%
Non-Capital						
Income	(72)		(72)	(73)	(72)	0.69%
Expenditure	562		562	133	342	-61.11%
Net	490		490	61	270	-77.59%
Capital						
Income	(4,000)	(1,000)	(5,000)	(5,000)		
Expenditure	7,725	(4,100)	3,625	2,246	4,780	-53.01%
Net	3,725	(5,100)	(1,375)	(2,754)	4,780	-157.62%
Reserve Movement	(4,387)	5,100	713	(20)	(1,991)	-99.00%
Other Items						
Book Value of Assets						
Advances						
Loan Proceeds						
Loan Repayments						
Total Other Items						
Net Change In Working Capital	1,239		1,239	(2,095)	3,767	-155.61%

Progress against Projects

Operational Plan Projects for 2016/2017

Key:  On track  Action required  Complete  Not started  Cancelled  Deferred

Program/projects	Status	Comment
Open Space, Sport & Recreation program		
Shrimptons Creek Corridor Embellishment		Funding received in Q2. Due to delay in payment milestones will be revised to bring them into line with the funding agreement with the Department of Planning. Carryover will also be required as the revised schedule will see works extend into 2017/18.
Centres and Neighbourhood program		
Embellishing planting along Waterloo Road		
Multi Function Poles in Macquarie Park		Consultant could not be engaged on schedule as their initial proposal was not satisfactory and required amendment. Pending timely amendment of contractor's proposal design work can continue on schedule to allow construction to commence in 2017/18 (Currently a further \$700k is allocated for construction; some funds will be carried over from this year to ensure construction is appropriately funded).
Public Domain Upgrade Lane Cove (east)		This Project is no longer required, further development along Lane Cove Road will include upgrades to frontages in accordance with Council Macquarie Park Public Domain Manual.
Town Centre Upgrade Renewal		Rowe Street construction works on road and median complete. Footpaths laid however some areas may need to be re-laid due to quality issues, scope of rectification works to be finalised with contractor in Q3. Electrical poles scheduled to be removed in Q3, and finalisation of paving to follow. Gladesville Design, Initial community consultation was positive and it is anticipated further consultation and finalisation of the concept design will be completed in Q3 and the detailed design will be completed in Q4 as scheduled. Construction is scheduled to commence in 2017/18.
Transport Management Association		



Program/projects	Status	Comment
Community and Cultural program		
Macquarie-Ryde Futures - PhD - Social Inclusion and building resilience	🔄	
Strategic City program		
West Ryde Plaza	✘	Project delayed to address issues raised during consultation. Council has resolved to amend the scope and funding of the project. Milestones to be amended accordingly and works scheduled for completion in 2017/18.
Land Use Planning program		
Macquarie-Ryde Futures - PhD - Housing and Community Development (Macquarie Park)	🔄	
Economic Development program		
Centres Activation Program (Town and Neighbourhood Centres)	🔄	
Economic Development Plan Implementation	🔄	
Implementation-Macq Park Marketing Plan	🔄	
NBN Feasibility Study Macquarie Park	✓	Consultant report completed in Q1. NBN Rollout has commenced. Total cost of study - \$12,500.



A City of Environmental Sensitivity

Working together as a community to protect and enhance our natural and built environments for the future.

Goal One	Goal Two	Goal Three
Our residents, businesses and visitors collaborate in the protection and enhancement of our natural environment.	To encourage and enable all our residents to live a more environmentally sensitive life.	As we grow, we protect and enhance the natural and built environments for future enjoyment and manage any impacts of climate change.

Financial Position

Base Budget has net decrease of \$92,000 due to increase in forecast income and internal transfers to align budget more accurately.

Non Capital has no changes this quarter.







Capital has a Net reduction of \$270,000 due to a review of the Porters Creek Precinct project and subsequently reducing funding to align with delivery requirements for 2016/17.

	Revised Budget 2016/17 (\$'000)	Proposed Changes 2016/17	Projected Budget 2016/17	Actual YTD 2016/17	Budget YTD 2016/17	% Variance
Base						
Income	(21,720)	(78)	(21,799)	(20,359)	(11,601)	75.49%
Expenditure	22,819	(13)	22,806	8,038	10,883	-26.14%
Net	1,099	(92)	1,007	(12,321)	(718)	1615.79%
Non-Capital						
Income						
Expenditure	600		600	252	426	-40.81%
Net	600		600	252	426	-40.81%
Capital						
Income	(55)		(55)		(55)	-100.00%
Expenditure	10,503	(270)	10,233	7,947	8,631	-7.93%
Net	10,448	(270)	10,178	7,947	8,576	-7.33%
Reserve Movement	(9,139)	353	(8,785)	(94)	(5,560)	-98.31%
Other Items						
Book Value of Assets						
Advances						
Loan Proceeds						
Loan Repayments						
Total Other Items						
Net Change In Working Capital	3,008	(8)	3,000	(4,216)	2,724	-254.74%

Progress against Projects

Operational Plan Projects for 2016/2017

Key:  On track  Action required  Complete  Not started  Cancelled  Deferred

Program/projects	Status	Comment
Open Space, Sport & Recreation program		
Flora and Fauna Surveys		Spring 2016 and Autumn 2016 surveys completed by consultants and final draft report delivered to Council for approval (December 2016). Next round of surveys for additional reserves to be contracted next quarter.
Park & Open Space Tree Planting Program		Designs completed. Works scheduled April/May.
Putney Park Bushland Delineation		Delineation areas for Stage - Year 1 defined and preliminary costings confirmed. Maps developed and all internal stakeholder groups consulted. Areas identified where some small shrubs and groundcovers will need to be controlled through removal and maintenance. These works to be enacted by separate bush regeneration contract in the park. Planting offset area defined. Council now responding to community member issues with project delineation in late January. Works tentatively confirmed to commence in February/ March 2017.
Terry Creek Walking Trail		This is Year one of a four year project. Surveying commenced. Property ownership now being investigated with Properties section and Project Manager to determine availability of track through lands not owned by Council. To be confirmed in Q3.
Catchment program		
Stormwater Asset Replacement Renewal		Pit program on-going. Four listings with Operations construction teams for Q3.
Stormwater Improvement Works Renewal		One of eight complete. Eastwood culvert tender to be reported to Council February 2017 with works Q3/Q4. Remainder programmed for Operations construction teams.
Environmental program		



Program/projects	Status	Comment
RALC Multi-Purpose Centre - Solar	🔄	This is a two year project. Project Manager assigned, scoping, data analysis and energy monitoring at the RALC underway to assess usage prior to writing tender seeking to balance cogen operational requirements with solar integration. Tender due for release March 2017. Currently investigating implications for solar of potential RALC wiring changes and looking to install data logging. Design implications for Solar of Ausgrid requirements for cogeneration/solar system operation being confirmed. Development of project requirements and tender assessment criteria ongoing. Have been verbally advised that structural capacity of roof likely to be sufficient however awaiting formal advice from consultant by mid-January.
Waste - to - Art	🔄	This project bridges financial years. 2015/16 project was completed in September 2016. The 2016/17 will similarly be completed during first half of 2017/18. Previous project evaluation has been completed by City of Ryde stakeholders. New request for quote developed and sent out to open market and advertised to Art Community. Quotation period closed and now being reviewed for determination. Project completion date bridges financial years due to flooding of event market for Arts in Ryde in August. No change to project scope.
Waste and Recycling program		
Porters Creek Precinct	🔄	Concept design finalised. Preparation for DA and relevant approvals underway.
Community Problem Waste Recycling Centre	🔄	
Future Focus Home Waste & Sustainability	🔄	43 Home Assessments were completed this quarter. A Solar Batteries and Storage seminar was also delivered at Macquarie University, with over 250 Ryde residents attending. The project evaluation for 2015/16 has been completed and a report on the results of the project and its future is being compiled. The project evaluation for 2016/17 has also been designed and launched in this quarter. Project promotion is ongoing and the service is continually making an average of 6 bookings per week. There is a growing community demand for increasing the number of free sustainability audits. This will be considered next year.
Old Landfill Sites Subsidence Program	🔄	

A City of Connections

Access and connection to, from and within the City of Ryde. Providing safe, reliable and affordable public and private travel, transport and communication infrastructure.

Goal One	Goal Two	Goal Three
Our residents, visitors and workers are able to easily and safely travel on public transport to, from and within the City of Ryde.	Our community has the option to safely and conveniently drive, park, cycle or walk around their city.	Our residents, visitors, workers and businesses are able to communicate locally and globally.

Financial Position

Base Budget had a net decrease of \$22,000 due to an increase in income from bus shelter advertising and internal transfers to align budget more accurately.

Non Capital has no changes this quarter.

Capital Budget had a net decrease of 1.2 million this was due to a combination of Section 94 contribution money and RMS grant money.



	Revised Budget 2016/17 (\$'000)	Proposed Changes 2016/17	Projected Budget 2016/17	Actual YTD 2016/17	Budget YTD 2016/17	% Variance
Base						
Income	(9,349)	(97)	(9,446)	(4,103)	(4,741)	-13.45%
Expenditure	11,197	75	11,273	5,162	5,619	-8.13%
Net	1,848	(22)	1,826	1,059	878	20.59%
Non-Capital						
Income	(50)		(50)	(47)	(50)	-6.64%
Expenditure	210		210	94	155	-39.66%
Net	160		160	47	105	-55.38%
Capital						
Income	(7,708)	(1,149)	(8,857)	(6,494)	(7,423)	-12.52%
Expenditure	16,574	(41)	16,533	5,980	11,291	-47.04%
Net	8,866	(1,190)	7,676	(514)	3,868	-113.29%
Reserve Movement	(8,934)	1,190	(7,744)		4,854	-100.00%
Other Items						
Book Value of Assets						
Advances						
Loan Proceeds						
Loan Repayments						
Total Other Items						
Net Change In Working Capital	1,941	(22)	1,919	591	9,705	-93.91%

Progress against Projects

Operational Plan Projects for 2016/2017

Key: On track Action required Complete Not started Cancelled Deferred

Program/projects	Status	Comment
Roads Program		
Bridge Upgrade / Renewal		Tender for Burnett Street to be reported to Council February 2017, with construction Q3/Q4, Lucinda design in Q4.
Flood Mitigation/Constitution Road Upgrade		Investigations and designs focussed on dealing with 146 Bowden St & Holdmark developments.
Heavy Patching		Limited locations until Roads programs completed, allocated and to be done Q3 and Q4.
ITS Implementation		Major action is pilot LATM study Blenheim Rd area, with community consultation Q3.
Road Kerb Renewal		Eleven listings, Winbourne Street programmed for early Q3. Two listings to commence and complete Q3. Designs for remainder 90% complete and due for construction Q3 and Q4.
Road Resurfacing Renewal		Twenty one streets in program of rejuvenation/surfacing treatments for early Q3. 33 of 40 streets in main program complete, remaining 7 booked for Q3.
Centres and Neighbourhood program		
Ped Access & Mobility Plan - Macquarie Park		Two sites have been identified for upgrades to kerb ramps, and pedestrian refuges. One treatment is a kerb ramp on the corner of Gymnasium and Culloden Road and the other is for kerb ramps and pedestrian refuges on the corner of Byfield Street and Lyonpark Road. The budget at this intersection is significant because realignment and widening of Lyonpark Road will be required in order to fit the upgraded refuges. The concept plans for Byfield Street and Lyonpark Road will be completed in January 2017. A third site; Khartoum and Talavera Roads have been identified for further investigation. The existing kerb ramps at this third location are not to standard. However, rectifying them may be prohibitively expensive due to each corner being affected by utilities and cost for works significantly impacted Vs value to install. Feasibility



Program/projects	Status	Comment
		for this third treatment is being considered.
Paths and Cycleways program		
Cycleways Construction - Expansion	🔄	Two listings commenced all projects due for completion Q3. Minor works from Bike committee will continue into Q4.
Footpath Construction Expansion	🔄	Two of 18 listings complete, eight to be completed Q3 with remainder Q4.
Footpath Construction Renewal	🔄	Two of three listed paths works commenced. Works from condition four and five program continuing.
Traffic & Transport program		
Bus Shelters - new	🔄	Request for quote Q3 and installation in Q3/Q4.
Bus Stop DDA compliance	🔄	Commencement deferred to January 2017 due to contractor availability, on track for completion.
Bus Stop Seats - new	✓	Seats for 2016/17 purchased.
Car Park Renewal	🔄	Two listings, programmed for Q3 and Q4.
Morrison Road LATM	🔄	
PAMP Implementation Works - Central, East and West Wards	🔄	The implementation works have been identified and include five projects in Gladesville, one in Eastwood and one in North Ryde. The Gladesville and Eastwood projects have been designed, quotes have been received and works have begun. The work is due to be completed in February 2017. The North Ryde project is at concept design stage, quotes have been received and a contractor will be appointed early in Q3.
Shop Ryder Community Bus Service	🔄	Shop Ryder to date: 24,153 passenger trips; Putney Hill service to date: 2,546 passenger trips. Four complaints have been received this quarter and all were satisfactorily managed.



Program/projects	Status	Comment
Traffic Calming Devices	🔄	Major component of program is black spot projects, RTC technical approvals obtained, construction Q3 and Q4.
Traffic Facilities Khartoum and Waterloo	▶▶	Deferred due to TfNSW bus priority lanes project.
Traffic Facilities Renewal	🔄	
Foreshore program		
Seawalls/Retaining Walls Refurbishment	🔄	Approvals & design complete, works to commence Q3 using major works contractor.
Internal Corporate Services program		
Integrated Field Connectivity	🔄	Vendor engaged, implementation planning underway.



A City of Harmony & Culture

A welcoming and diverse community, celebrating our similarities and differences, in a vibrant city of culture and learning.

Goal One	Goal Two	Goal Three
Our residents are proud of their diverse community, celebrating their similarities and differences.	People living in and visiting our city have access to an inclusive and diverse range of vibrant community and cultural places and spaces.	Our community is able to learn and grow through a wealth of art, culture and lifelong learning opportunities.

Financial Position

Base Budget had a net decrease of \$58,000 from income from Granny Smith Stallholders.

Non Capital had a net increase of \$105,000 due to Council's approval of \$75,000 funding for Ryde Youth Council in October 2016, and Innovation fund transfer of \$60,000 for further expansion of Library eBook collection.






Capital Budget has no changes this quarter.

	Revised Budget 2016/17 (\$'000)	Proposed Changes 2016/17	Projected Budget 2016/17	Actual YTD 2016/17	Budget YTD 2016/17	% Variance
Base						
Income	(1,204)	(58)	(1,262)	(1,022)	(488)	109.46%
Expenditure	5,373		5,373	2,556	2,695	-5.15%
Net	4,169	(58)	4,111	1,534	2,207	-30.49%
Non-Capital						
Income	(3)	(50)	(53)	(25)	(3)	791.58%
Expenditure	91	155	246	77	21	268.34%
Net	88	105	193	52	18	187.53%
Capital						
Income						
Expenditure	473		473	203	286	-28.99%
Net	473		473	203	286	-28.99%
Reserve Movement	(272)	(30)	(302)	(32)	(48)	-33.69%
Other Items						
Book Value of Assets						
Advances						
Loan Proceeds						
Loan Repayments						
Total Other Items						
Net Change In Working Capital	4,458	17	4,475	1,757	2,463	-28.65%

Progress against Projects

Operational Plan Projects for 2016/2017

Key:  On track  Action required  Complete  Not started  Cancelled  Deferred

Program/projects	Status	Comment
Library program		
eBook Collection Expansion		
Library Books		Ongoing purchase of library books (including e-books).
Community and Cultural program		
Hungry for Art		Currently in EOI process
Ryde Remembers - ANZAC		
Land Use Planning program		
Heritage Grants Scheme		One application received and going to Heritage Advisory Committee on 15 February 2017

A City of Progressive Leadership

A well led and managed city, supported by ethical organisations which deliver projects and services to the community by listening, advocating and responding to their needs.

Goal One	Goal Two	Goal Three
Our city is well led and managed.	The City of Ryde will deliver value for money services for our community and our customers.	Our residents trust their council, feel well informed, heard, valued and involved in the future of their city.

Financial Position

Base Budget has a net reduction of \$656,000 due to additional income (\$701,000) from investments. Expenditure increased by \$45,000 which is for software licences.

Non Capital Budget has a net decrease of \$2.7 million in relation to the cancellation of four Operational Plan projects mainly related to the Proposed Merger and the return of those funds back to Reserve.









Capital Budget has a net decrease of \$858,000 which relates to four projects (Reduction of \$0.34 million IT Renewals, \$0.30 million Development 33-35 Blaxland Road, \$0.17 million Tech One Enhancements and \$0.05 million Civic Centre Essential Works) to bring in line with projected spending for 2016/17.

	Revised Budget 2016/17 (\$'000)	Proposed Changes 2016/17	Projected Budget 2016/17	Actual YTD 2016/17	Budget YTD 2016/17	% Variance
Base						
Income	(68,531)	(701)	(69,232)	(64,548)	(63,724)	1.29%
Expenditure	26,720	45	26,765	10,169	15,074	-32.54%
Net	(41,811)	(656)	(42,467)	(54,379)	(48,650)	11.78%
Non-Capital						
Income						
Expenditure	4,455	(2,658)	1,796	626	2,787	-77.53%
Net	4,455	(2,658)	1,796	626	2,787	-77.53%
Capital						
Income	(1,158)		(1,158)	(1,099)	(872)	26.05%
Expenditure	9,349	(858)	8,491	4,935	5,795	-14.84%
Net	8,191	(858)	7,333	3,836	4,923	-22.08%
Reserve Movement	6,358	3,916	10,274	(1,029)	(3,543)	-70.97%
Other Items						
Book Value of Assets	(900)		(900)	(656)	(248)	164.68%
Advances						
Loan Proceeds	(350)	150	(200)			
Loan Repayments	624		624	298	309	-3.56%
Total Other Items	(626)	150	(476)	(357)	62	-677.95%
Net Change In Working Capital	(23,434)	(106)	(23,540)	(51,303)	(44,420)	15.49%

Progress against Projects

Operational Plan Projects for 2016/2017

Key:  On track  Action required  Complete  Not started  Cancelled  Deferred

Program/projects	Status	Comment
Property Portfolio program		
Commercial Buildings Renewal		Minor works identified and scheduled for Q3 and Q4.
Corporate Buildings Renewals		Balance of renewal works to be undertaken in Q3 and Q4.
Development of 33-35 Blaxland Road, Ryde (Argyle Centre)		Capital Expenditure Review, Report submitted to OLG, for consideration, awaiting response.
Development of 741-747 Victoria Road (Battery World)		Capital Expenditure Review, Report submitted to OLG, for consideration, awaiting response.
Operational Buildings Renewal		
Governance and Civic program		
Election 2016		As the election did not occur in September 2016 it is recommended that this project be cancelled and the funds returned to the reserve in the Q3 review. The project has been budgeted for in the 2017/18 budget should an election occur in the next financial year.
Customer and Community Relations program		
Community Forums		Pending more information once outcome of merger is decided.
Community Perception Study		Pending more information once outcome of merger is decided.



Program/projects	Status	Comment
Strategic City program		
Review of the Community Strategic Plan	⊘	It is recommended that this project is cancelled in this Q2 review. The reason for this is that work on the project will not begin until after an election is held or a proclamation is made. Budget for 2017/2018 will provide for Review of Community Strategic Plan.
Internal Corporate Services program		
Fit for the Future	⊘	It is recommended that this project be cancelled and funds returned to the reserve. This was originally allocated for any costs associated with the State Government's Fit for the Future reform. As any further information on any merger is pending the outcome of the court decision these funds are likely to not be spent this financial year.
Fit for the Future Action Plan Implementation	⊖	No action on this item, pending the determination of the proposed merger.
Fit for the Future Strategic Asset Management Capability	⊖	No action on this item, pending the determination of the proposed merger.
Information Technology Renewals	↻	Reduce the budget to reflect the actuals. IT projects will be considered as part of the revised IT Strategic Plan.
Innovation Fund	⊘	It is recommended that this project be cancelled and the net funds of \$140,000 be returned to the reserve.
Merger Costs	⊘	It is recommended that this project be cancelled due to the decision on the pending Proposed Merger.
Office Fitout - North Ryde and Ryde Business Centre	↻	Project finalisation expected in Q3.
Plant & Fleet Purchases	↻	

1. Open Space, Sport & Recreation program

Developing, delivering, maintaining and managing all our sports, recreation, outdoor, open spaces and natural areas infrastructure, services and facilities.

Key: 🔄 On track ✖ Action required ✔ Complete ⊖ Not started ⊘ Cancelled ▶▶ Deferred

1.1. PERFORMANCE INDICATORS

Measure	2016/2017 Target	YTD Progress	Status	Comment
% of project milestones met on time	90%	76%	✖	32 of 42 milestones met YTD.
No. of visitors to RALC	>= 750,000	398,714	🔄	Q2 = 228,155.
% compliance with pool water bacteriological criteria	= 100%	100%	🔄	
No. of user visits participating in organised sport on Council's active open space areas	>= 500,000	248,500	🔄	Q2 = 112,000.

1.2. BASE BUDGET

	YTD Budget \$	YTD Actual \$	Comment
Income	-4,360,000	-4,260,000	
Expense	7,398,000	7,150,000	
Total Base Budget	3,038,000	2,890,000	

1.3. PROJECTS

Approved Projects	2016/2017 Budget \$	YTD Actual \$	Status	Comment
Sportsfield Floodlighting Renewal	361,917	119,641	🔄	Meadowbank Park project tender awarded construction to occur in Q3.
Sportsfield Renewal & Upgrade	1,782,286	387,419	🔄	Meadowbank Park project majority of expenditure to occur in Q3.
RALC Asset Renewal	132,568	37,005	🔄	On track to complete cluster. One sub project (sauna refurbishment) complete.
Sportsground Amenities Renewal & Upgrade	220,000	36,418	🔄	Ryde Park project works awarded construction to occur in Q3.
Playground Construction - Renewal	641,049	267,178	🔄	<p>Talavera Res completed and opened to public October 2016.</p> <p>Halcyon Park completed and opened to public November 2016.</p> <p>Tuckwell Park - Additional consultation with neighbour to ensure colours and view impacts are appropriately considered completion anticipated in Q3.</p> <p>Lynelle Park - consultation indicated some community concern regarding upgrade of Lynelle and associated removal of play equipment at Nunook Reserve. Further consultation undertaken in Q2 and to be reported to Council in Q3. It is anticipated construction will be finalised in 2017/18, some carryover may be required for this purpose.</p> <p>Mulhall Park design scheduled for Q3 and construction Q4.</p>
Sportsfield Floodlighting Expansion	50,000	7,500	🔄	Community consultation rescheduled to Q3 following public exhibition of Sport & Recreation Strategy.
Passive Parks Improvement and Expansion	503,250	96,837	🔄	<p>Anderson Park Consultation completed Q2. Detailed design Q3 and construction scheduled for Q4.</p> <p>Dog Off Leash Olympic Park Consultation prepared Q2. Design</p>



Approved Projects	2016/2017 Budget \$	YTD Actual \$	Status	Comment
				and works scheduled to be undertaken in Q3. Charity Creek it is anticipated design will be completed in Q3 as scheduled, however construction will extend into 17/18 and a carryover will be required.
Development of the Olympic Park Strategic Plan and Master Plan	150,000	0	🔄	Request for Tender for consultancy to be advertised in Q3.
Street Tree Planting Program	75,000	27,107	🔄	Final consultation & planning in progress. Works scheduled for April to May.
Park & Open Space Tree Planting Program	50,000	9,704	🔄	Designs completed. Works scheduled April to May.
Shrimpton's Creek Corridor Embellishment	4,000,000	600,607	✗	Funding received in Q2. Due to delay in payment Milestones will be revised to bring them into line with the funding agreement with the Department of Planning. Carryover will also be required as the revised schedule will see works extend into 2017/18.
Putney Park Bushland Delineation	100,000	15,000	🔄	Delineation areas for stage - year one defined and preliminary costings confirmed. Maps developed and all internal stakeholder groups consulted. Areas identified where some small shrubs and groundcovers will need to be controlled through removal and maintenance. These works to be enacted by separate bush regeneration contract in the park. Planting offset area defined. Council now responding to community member issues with project delineation in late January. Works tentatively confirmed to commence in February/ March 2017.
Update Open Space Plans of Management and Site Masterplans	100,000	0	✗	Finalisation of consultant brief took longer than anticipated and engagement of consultant delayed to Q3. It is still anticipated the consultant will be able to complete drafting of the updated documents this financial year completing the project on time.

Approved Projects	2016/2017 Budget \$	YTD Actual \$	Status	Comment
Terry Creek Walking Trail	75,000	11,250	🔄	This is year one of a four year project. Surveying commenced. Property ownership now being investigated with Properties Section and Project Manager to determine availability of track through lands not owned by Council. To be confirmed in Q3.
Construction of Skate Facilities within City of Ryde	100,000	0	🔄	Consultant engaged, community consultation Q3, design Q4, construction in 2017/18.

New Projects	2016/2017 Budget \$	YTD Actual \$	Status	Comment
Synthetic Playing Surfaces Expansion	5,052,106	2,622,802	🔄	Design for Christie Park to be finalised in Q3 project construction on track.

Carryover Projects	2016/2017 Budget \$	YTD Actual \$	Status	Comment
Protecting Biodiversity in Ryde	50,580	986	🔄	Final Biodiversity Plan delivered to Council and presented to BEAC in November 2016 for consultation. Public exhibition period completed over November 2016 and amendments to draft made with majority of comments considered to be included. Council adopted Plan and implementation plan on 6 December 2016 to be commenced in 2017 for on ground works. Project has been substantially completed. Post implementation review and account reconciliation and closure proposed next quarter.
ELS Hall Park #1 - Synthetic Surface	0	0	✓	
Implementation of Children Play Plan -P2	891,818	501,310	🔄	Banjo Patterson Park was completed but not finalised as



Carryover Projects	2016/2017 Budget \$	YTD Actual \$	Status	Comment
				contractor was required to rectify defects. This has now been completed. Works to Eloura Reserve have been delayed to integrate with wider grant funded works in the Shrimpton's Creek corridor. Some construction will commence in Q4. Carryover will be required to ensure works can occur concurrently with grant funded works in Shrimpton's Creek (carryover likely to be approx. \$100k to be confirmed Q3).
Flora and Fauna Surveys	43,500	18,500	🔄	Spring 2016 and Autumn 2016 surveys completed by consultants and final draft report delivered to Council for approval (December 2016). Next round of surveys for additional reserves to be contracted next quarter.
Macquarie Park, Waterloo Rd	6,000,000	0	⊖	Awaiting contamination report from NSW Properties. New milestones have been proposed to incorporate the delay resulting from NSW Properties. Some carryover will be required for this project.
Brush Farm Park Signage	14,306	8,662	✓	
Marsfield Park - Cricket Wicket	340,000	131,644	🔄	
Review of Sport and Recreation Plan	18,266	0	🔄	Draft Sport and Recreation Strategy reported to Council in December - Exhibition to occur in Q3.
Review of Plans of Management	4,567	2,336	✓	Christie Park, public hearing held in Q1 and re-categorisation adopted by Council in Q2.

2. Roads Program

Managing and maintaining our roads, bridges and retaining walls.

2.1. PERFORMANCE INDICATORS

Measure	2016/2017 Target	YTD Progress	Status	Comment
% of project milestones met on time	90%	81%	✘	25 of 31 milestones met YTD.

2.2. BASE BUDGET

	YTD Budget \$	YTD Actual \$	Comment
Income	-1,260,000	-1,019,000	
Expense	1,995,000	1,860,000	
Total Base Budget	734,000	841,000	

2.3. PROJECTS

Approved Projects	2016/2017 Budget \$	YTD Actual \$	Status	Comment
Road Resurfacing Renewal	5,020,990	3,234,804	🔄	Twenty one streets in program of rejuvenation/surfacing treatments for early Q3 (represents \$150k). Thirty three of 40 streets in main program complete, remaining seven booked for Q3.
Road Kerb Renewal	3,397,150	709,033	🔄	Eleven listings. Winbourne Street programmed for early Q3. Two listings to commence and complete Q3. Designs for remainder 90% complete and due for construction Q3 and Q4.
Bridge Upgrade / Renewal	180,000	30,468	🔄	Tender for Burnett Street to be reported to Council February



Approved Projects	2016/2017 Budget \$	YTD Actual \$	Status	Comment
				2017, with construction Q3/Q4, Lucinda design in Q4.
Heavy Patching	265,560	67,379	🔄	Limited locations until Roads programs completed, allocated and to be done Q3 and Q4.
Flood Mitigation/Constitution Road Upgrade	300,000	170,255	🔄	Investigations and designs focussed on dealing with 146 Bowden Street and Holdmark developments.
ITS Implementation	100,000	15,000	🔄	Major action is pilot LATM study Blenheim Road area, with community consultation Q3.



3. Property Portfolio program

Developing, managing and maintaining our portfolio of corporate, commercial and civic properties.

Key: 🔄 On track ✖ Action required ✓ Complete ⊖ Not started ⊘ Cancelled ▶ Deferred

3.1. PERFORMANCE INDICATORS

Measure	2016/2017 Target	YTD Progress	Status	Comment
% of project milestones met on time	90%	83%	✖	5 of 6 milestones met YTD.

3.2. BASE BUDGET

	YTD Budget \$	YTD Actual \$	Comment
Income	-1,341,000	-1,351,000	
Expense	2,958,000	2,698,000	
Total Base Budget	1,617,000	1,347,000	

3.3. PROJECTS

Approved Projects	2016/2017 Budget \$	YTD Actual \$	Status	Comment
Corporate Buildings Renewals	40,000	6,000	🔄	Balance of renewal works to be undertaken in Q3 and Q4.
Commercial Buildings Renewal	100,000	15,000	🔄	Minor works identified and scheduled for Q3 and Q4.
Operational Buildings Renewal	50,000	52,805	✓	
Development of 741-747 Victoria Road (Battery World)	100,000	15,000	🔄	Capital Expenditure Review Report submitted to OLG, for

Approved Projects	2016/2017 Budget \$	YTD Actual \$	Status	Comment
				consideration, awaiting response.
Development of 33-35 Blaxland Road, Ryde (Argyle Centre)	600,000	90,000	🔄	Capital Expenditure Review Report submitted to OLG, for consideration, awaiting response.

4. Catchment program

Managing, monitoring and maintaining water quality and reuse, our stormwater and natural waterways.

Key: 🔄 On track ✖ Action required ✔ Complete ⊖ Not started ⊘ Cancelled ▶ Deferred

4.1. PERFORMANCE INDICATORS

Measure	2016/2017 Target	YTD Progress	Status	Comment
% of project milestones met on time	90%	75%	✖	6 of 8 milestones met YTD.

4.2. BASE BUDGET

	YTD Budget \$	YTD Actual \$	Comment
Income	-14,000	-117,000	
Expense	1,058,000	1,102,000	
Total Base Budget	1,044,000	984,000	

4.3. PROJECTS

Approved Projects	2016/2017 Budget \$	YTD Actual \$	Status	Comment
Stormwater Asset Replacement Renewal	1,476,836	675,097	🔄	Pit program on going. Four listings with Operations construction teams for Q3.
Stormwater Improvement Works Renewal	1,487,571	657,982	🔄	One of eight complete. Eastwood culvert tender to be reported to Council February 2017 with works Q3/Q4. Remainder programmed for Operations construction teams.

Carryover Projects	2016/2017 Budget \$	YTD Actual \$	Status	Comment
Gladesville Litter Reduction Project	201,786	113,043	🔄	

5. Centres and Neighbourhood program

Developing, delivering, maintaining and managing all our public domain infrastructure, facilities and place management.

Key: 🟢 On track ✖ Action required ✔ Complete ⊖ Not started ⊘ Cancelled ▶ Deferred

5.1. PERFORMANCE INDICATORS

Measure	2016/2017 Target	YTD Progress	Status	Comment
% of project milestones met on time	90%	76%	✖	16 of 21 milestones met YTD.

5.2. BASE BUDGET

	YTD Budget \$	YTD Actual \$	Comment
Income	-5,000	-2,000	
Expense	1,867,000	1,445,000	
Total Base Budget	1,862,000	1,442,000	

5.3. PROJECTS

Approved Projects	2016/2017 Budget \$	YTD Actual \$	Status	Comment
Neighbourhood Centre Renewal	292,965	36,750	🟢	Construction to commence in Q3.
Town Centre Upgrade Renewal	1,883,531	1,376,520	🟢	Rowe Street construction works on road and median complete. Footpaths laid however, some areas may need to be re-laid due to quality issues, scope of rectification works to be finalised with contractor in Q3. Electrical poles scheduled to be removed in Q3, and finalisation of paving to follow. Gladesville design initial community consultation was positive and it is anticipated further

Approved Projects	2016/2017 Budget \$	YTD Actual \$	Status	Comment
				consultation and finalisation of the concept design will be completed in Q3 and the detailed design will be completed in Q4 as scheduled. Construction is scheduled to commence in 2017/18.
Transport Management Association	150,000	0	🔄	
Multi Function Poles in Macquarie Park	700,000	105,000	🔄	Consultant could not be engaged on schedule as their initial proposal was not satisfactory and required amendment. Pending timely amendment of contractor's proposal design work can continue on schedule to allow construction to commence in 2017/18 (Currently a further \$700k is allocated for construction; some funds will be carried over from this year to ensure construction is appropriately funded).
Public Domain Upgrade Lane Cove (east)	600,000	90,000	🚫	This Project is no longer required, further development along Lane Cove Road will include upgrades to frontages in accordance with Council Macquarie Park Public Domain Manual.
Pedestrian Access and Mobility Plan - Macquarie Park	100,000	15,000	🔄	Two sites have been identified for upgrades to kerb ramps, and pedestrian refuges. One treatment is a kerb ramp on the corner of Gymnasium and Culloden Rd and the other is for kerb ramps and pedestrian refuges on the corner of Byfield St and Lyonpark Road. The budget at this intersection is significant because realignment and widening of Lyonpark Rd will be required in order to fit the upgraded refuges. The concept plans for Byfield Street and Lyonpark Road will be completed in January 2017. A third site; Khartoum and Talavera Roads have been identified for further investigation. The existing kerb ramps at this third location are not to standard. However, rectifying them may be prohibitively expensive due to each corner being affected by utilities and cost for works significantly impacted Vs value to install. Feasibility for this third treatment is being considered.



Approved Projects	2016/2017 Budget \$	YTD Actual \$	Status	Comment
Gladesville Clocktower Monument Conservation	100,000	19,284	✘	Procuring appropriate bricks has taken longer than anticipated as the heritage bricks of the required type not available and there is limited expertise to make them. Structural damage is also greater than initially anticipated. Full impact on the project time and cost will be determined in Q3 when confirmation of brick availability will be finalised.
Ryde Town Centre Monuments	15,000	2,250	🔄	
Embellishing planting along Waterloo Road	90,000	13,500	🔄	

Carryover Projects	2016/2017 Budget \$	YTD Actual \$	Status	Comment
Footpath Upgrade - Byfield Street Macquarie Park	595,000	996	🔄	Works have commenced. Currently on-schedule.
Street Tree Planting in Byfield Street Macquarie Park	42,500	259	🔄	Scope to be revised in Q3 due to Waterloo Road Bus Priority Lane - works still able to be completed in Q4.



6. Library program

Delivering all our library services.

6.1. PERFORMANCE INDICATORS

Measure	2016/2017 Target	YTD Progress	Status	Comment
% of project milestones met on time	90%	100%	🟢	7 of 7 milestones met YTD.
No. of library loans per capita	>= 7.3	3.6	🟢	Q2 = 1.63
No. of visits to the library annually	>= 940,000	496,468	🟢	Q2 = 223,206

6.2. BASE BUDGET

	YTD Budget \$	YTD Actual \$	Comment
Income	-397,000	-872,000	
Expense	2,547,000	2,531,000	
Total Base Budget	2,151,000	1,659,000	

6.3. PROJECTS

Approved Projects	2016/2017 Budget \$	YTD Actual \$	Status	Comment
Community Buildings Renewals - Libraries	100,000	108,775	✓	Gladesville Library refurbishment completed in December.
eBook Collection Expansion	0	0	✓	
Library Books	473,000	203,439	🟢	Ongoing purchase of library books (including eBooks).

Approved Projects	2016/2017 Budget \$	YTD Actual \$	Status	Comment
Digital enhancement for Libraries	37,956	3,215	🔄	Project to continue through Q3 and Q4.
RFID equipment replacement	129,000	0	🔄	Programmed for future quarter this financial year.

7. Governance and Civic program

Supporting our mayor and councillors; through council process and civic events; and providing guidance on governance to support other areas of council.

Key: 🔄 On track ✖ Action required ✔ Complete ⊖ Not started ⊘ Cancelled ▶ Deferred

7.1. PERFORMANCE INDICATORS

Measure	2016/2017 Target	YTD Progress	Status	Comment
% of project milestones met on time	90%	NA	-	
Number of known breaches of statutory/council policy requirements	<= 0	0	🔄	
% of Councillor requests responded to within agreed service standard	>= 90%	69%	✖	There have been a high number of complex requests that have proven to be difficult to resolve in the set timeframes.

7.2. BASE BUDGET

	YTD Budget \$	YTD Actual \$	Comment
Income	-2,000	-4,000	
Expense	2,292,000	1,587,000	
Total Base Budget	2,289,000	1,583,000	

7.3. PROJECTS

Approved Projects	2016/2017 Budget \$	YTD Actual \$	Status	Comment
Election 2016	500,000	0	⊘	As the election did not occur in September 2016 it is



Approved Projects	2016/2017 Budget \$	YTD Actual \$	Status	Comment
				recommended that this project be cancelled and the funds returned to the reserve in the Q3 review. The project has been budgeted for in the 2017/18 budget should an election occur in the next financial year.



8. Customer and Community Relations program

Engaging with our community, all media and community relations, branding and marketing our city and developing and managing all our customer services.

Key: 🟢 On track ✖ Action required ✔ Complete ⊖ Not started ⊗ Cancelled ▶▶ Deferred

8.1. PERFORMANCE INDICATORS

Measure	2016/2017 Target	YTD Progress	Status	Comment
% of project milestones met on time	90%	NA	-	
% of Calls to the Customer Call Centre Resolved at the first point of contact	>= 85%	69%	✖	Influx of calls to a few departments where issues has caused the department not completing report requests within the timeframe of expectation causing a spike in messages taken.

8.2. BASE BUDGET

	YTD Budget \$	YTD Actual \$	Comment
Income	-8,000	-10,000	
Expense	1,743,000	1,543,000	
Total Base Budget	1,735,000	1,532,000	

8.3. PROJECTS

Approved Projects	2016/2017 Budget \$	YTD Actual \$	Status	Comment
Community Forums	50,653	0	⊖	Pending more information once outcome of merger is decided.
Community Perception Study	35,000	0	⊖	Pending more information once outcome of merger is decided.



Carryover Projects	2016/2017 Budget \$	YTD Actual \$	Status	Comment
Events Strategy	50,000	0		Community engagement started.

9. Community and Cultural program

Managing all community services, community development, community buildings and events and driving cultural development.

Key: 🔄 On track ✖ Action required ✔ Complete ⊖ Not started ⊘ Cancelled ▶ Deferred

9.1. PERFORMANCE INDICATORS

Measure	2016/2017 Target	YTD Progress	Status	Comment
% of project milestones met on time	90%	100%	🔄	2 of 2 milestones met YTD.
No. of people attending key events and programs conducted by CoR	>= 100,000	97,430	🔄	Granny Smith Festival 90,000, Citizenship Ceremony 350, Remembrance service 80, Community Christmas event 3,500.
No. of home modification jobs completed	>= 606	158	🔄	To attempt to increase participation, advertisements will be run in Council's rates notice in January.
% capacity of leased halls booked (capacity based on 8 hour booking per day)	>= 60%	73%	🔄	
% capacity of meeting rooms booked (capacity based on 8 hour booking per day)	>= 45%	48%	🔄	

9.2. BASE BUDGET

	YTD Budget \$	YTD Actual \$	Comment
Income	-887,000	-1,013,000	
Expense	2,403,000	2,047,000	
Total Base Budget	1,517,000	1,034,000	

9.3. PROJECTS

Approved Projects	2016/2017 Budget \$	YTD Actual \$	Status	Comment
Community Buildings Renewal	293,590	32,400	🔄	All milestones for sub projects have been set and work commenced.
Ryde Remembers - ANZAC	31,028	5,400	✓	
Hungry for Art	39,929	22,325	🔄	Currently in EOI process
Macquarie-Ryde Futures - PhD - Social Inclusion and building resilience	15,000	0	🔄	



10. Risk Management program

Managing all legal services, procurement and internal auditing, assessing and managing business continuity, risk and disaster management.

Key: ✔ On track ✘ Action required ✓ Complete ⊖ Not started ⊗ Cancelled ▶ Deferred

10.1. PERFORMANCE INDICATORS

Measure	2016/2017 Target	YTD Progress	Status	Comment
% of project milestones met on time	90%	NA	-	

10.2. BASE BUDGET

	YTD Budget \$	YTD Actual \$	Comment
Income	-72,000	-33,000	
Expense	1,852,000	1,786,000	
Total Base Budget	1,780,000	1,752,000	



11. Paths and Cycleways program

Developing, managing and maintaining our footpaths and cycleways.

Key:  On track  Action required  Complete  Not started  Cancelled  Deferred




11.1. PERFORMANCE INDICATORS

Measure	2016/2017 Target	YTD Progress	Status	Comment
% of project milestones met on time	90%	100%		15 of 15 milestones met YTD.

11.2. BASE BUDGET

	YTD Budget \$	YTD Actual \$	Comment
Income			
Expense	1,007,000	927,000	
Total Base Budget	1,007,000	927,000	

11.3. PROJECTS

Approved Projects	2016/2017 Budget \$	YTD Actual \$	Status	Comment
Footpath Construction Renewal	628,270	172,515		Two of three listed paths works commenced. Works from condition four and five program continuing.
Cycleways Construction - Expansion	492,440	102,402		Two listings commenced all projects due for completion Q3. Minor works from Bike Committee will continue into Q4.
Footpath Construction Expansion	871,919	300,095		Two of 18 listings complete, eight to be completed Q3 with remainder Q4.

12. Environmental program

Monitoring and managing our environmental performance, developing environmental policy and making our community aware of environmental impact.

Key:  On track  Action required  Complete  Not started  Cancelled  Deferred


12.1. PERFORMANCE INDICATORS

Measure	2016/2017 Target	YTD Progress	Status	Comment
% of project milestones met on time	90%	100%		13 of 13 milestones met YTD.

12.2. BASE BUDGET

	YTD Budget \$	YTD Actual \$	Comment
Income	-5,000	-4,000	
Expense	292,000	259,000	
Total Base Budget	287,000	256,000	

12.3. PROJECTS

Approved Projects	2016/2017 Budget \$	YTD Actual \$	Status	Comment
Waste - to - Art	46,793	15,956		Previous project evaluation has been completed by City of Ryde stakeholders. New request for quote developed and sent out to open market and advertised to Art Community. Quotation period closed and now being reviewed for determination. Project completion date bridges financial years due to flooding of event market for Arts in Ryde in August. No change to project scope.



Approved Projects	2016/2017 Budget \$	YTD Actual \$	Status	Comment
RALC Multi-Purpose Centre - Solar	50,000	7,500	🔄	<p>This is a two year project. Project Manager assigned, scoping, data analysis and energy monitoring at the RALC underway to assess usage prior to writing tender seeking to balance cogen operational requirements with solar integration. Tender due for release March 2017. Currently investigating implications for solar of potential RALC wiring changes and looking to install data logging. Design implications for Solar of Ausgrid requirements for cogeneration/solar system operation being confirmed. Development of project requirements and tender assessment criteria ongoing. Have been verbally advised that structural capacity of roof likely to be sufficient however awaiting formal advice from consultant by mid-January.</p>

13. Strategic City program

Providing strategic direction and planning; and managing the reporting of our corporate performance.

Key: ✔ On track ✘ Action required ✓ Complete ⊖ Not started ⊘ Cancelled ▶▶ Deferred

13.1. PERFORMANCE INDICATORS

Measure	2016/2017 Target	YTD Progress	Status	Comment
% of project milestones met on time	90%	60%	✘	3 of 5 milestones met YTD.

13.2. BASE BUDGET

	YTD Budget \$	YTD Actual \$	Comment
Income	-7,000		
Expense	68,000	233,000	
Total Base Budget	62,000	233,000	

13.3. PROJECTS

Approved Projects	2016/2017 Budget \$	YTD Actual \$	Status	Comment
Review of the Community Strategic Plan	200,000	0	⊘	It is recommended that this project is cancelled in this Q2 review. The reason for this is that work on the project will not begin until after an election is held or a proclamation is made. Budget for 2017/2018 will provide for Review of Community Strategic Plan.
West Ryde Plaza	400,000	60,000	✘	Project delayed to address issues raised during consultation. Council has resolved to amend the scope and funding of the



Approved Projects	2016/2017 Budget \$	YTD Actual \$	Status	Comment
				project. Milestones to be amended accordingly and works scheduled for completion in 2017/18.

14. Land Use Planning program

Planning, delivering and managing our land and urban design and enhancing and informing on our heritage.

Key: 🔄 On track ✘ Action required ✔ Complete ⊖ Not started ⊗ Cancelled ▶▶ Deferred

14.1. PERFORMANCE INDICATORS

Measure	2016/2017 Target	YTD Progress	Status	Comment
% of project milestones met on time	90%	79%	✘	11 of 14 milestones met YTD.

14.2. BASE BUDGET

	YTD Budget \$	YTD Actual \$	Comment
Income	-63,000	-54,000	
Expense	750,000	732,000	
Total Base Budget	687,000	678,000	

14.3. PROJECTS

Approved Projects	2016/2017 Budget \$	YTD Actual \$	Status	Comment
Bushfire Mapping System	72,750	0	🔄	Determination was made to award contract to South East Consultants. City of Ryde documentation sent to Consultant. Ground truthing and desktop study review to commence in Q3.
Heritage Grants Scheme	20,000	14,070	🔄	One application received and going to Heritage Advisory Committee on 15 February 2017
Section 94 Contribution Plan	100,000	3,000	🔄	Status Report to Executive Team provided November 2016.

Approved Projects	2016/2017 Budget \$	YTD Actual \$	Status	Comment
				Works Schedule to be finalised in Q3.
Affordable Housing Calculator	20,000	0	🔄	
Affordable Housing - Inclusionary Zoning Testing and Analysis	20,000	0	🔄	
Macquarie-Ryde Futures - PhD - Housing and Community Development (Macquarie Park)	15,000	0	🔄	

15. Traffic & Transport program

Managing our transport, traffic and car parking; developing sustainable transport options.

Key: 🔄 On track ✖ Action required ✔ Complete ⊖ Not started ⊘ Cancelled ▶ Deferred

15.1. PERFORMANCE INDICATORS

Measure	2016/2017 Target	YTD Progress	Status	Comment
% of project milestones met on time	90%	77%	✖	17 of 22 milestones met YTD.
No. of passengers transported by Shop Ryder Community Bus Service	>= 38,000	12,914	🔄	Tracking better than predicted and expected to exceed annual target.

15.2. BASE BUDGET

	YTD Budget \$	YTD Actual \$	Comment
Income	-542,000	-452,000	
Expense	693,000	770,000	
Total Base Budget	151,000	318,000	

15.3. PROJECTS

Approved Projects	2016/2017 Budget \$	YTD Actual \$	Status	Comment
Traffic Facilities Renewal	169,380	73,201	🔄	
Car Park Renewal	130,000	19,503	🔄	Two listings, programmed for Q3 and Q4.



Approved Projects	2016/2017 Budget \$	YTD Actual \$	Status	Comment
Shop Ryder Community Bus Service	110,000	93,534	🔄	Shop Ryder to date: 24,153 passenger trips; Putney Hill service to date: 2,546 passenger trips. Four complaints have been received this quarter and all were satisfactorily managed.
Bus Shelters - new	60,000	24,080	🔄	Request for Quote Q3 and installation in Q3/Q4.
Bus Stop DDA compliance	92,700	15,905	🔄	Commencement deferred to January 2107 due to contractor availability, on track for completion.
Bus Stop Seats - new	34,800	33,112	✓	Seats for 2016/17 purchased.
Traffic Calming Devices	1,096,562	364,513	🔄	Major component of program is black spot projects, RTC technical approvals obtained, construction Q3 and Q4.
PAMP Implementation Works - Central, East and West Wards	242,500	50,365	🔄	The implementation works have been identified and include five projects in Gladesville, one in Eastwood and one in North Ryde. The Gladesville and Eastwood projects have been designed, quotes have been received and works have begun. The work is due to be completed in February 2017. The North Ryde project is at concept design stage, quotes have been received and a contractor will be appointed early in Q3.

New Projects	2016/2017 Budget \$	YTD Actual \$	Status	Comment
Pedestrian Accessibility & Mobility Plan	100,000	0	🔄	Finalisation of Meadowbank Plan delayed from Q2 to Q3 to allow both Meadowbank and West Ryde Plans to be undertaken concurrently. This will have no impact on the timing of the works, which are scheduled for completion in 2017/18.
Roundabout Monash/Buffalo Roads	0	0	✗	Currently in planning/design phase.

Carryover Projects	2016/2017 Budget \$	YTD Actual \$	Status	Comment
Road Safety Plan	134,306	0	🔄	RMS has agreed funding and works will be incorporated into Morrison project.
Traffic Facilities Khartoum and Waterloo	741,415	105,285	▶▶	Deferred due to TfNSW bus priority lanes project.
Eastwood Transport Management and Access Plan 2008	98,117	985	🔄	Wingate Ave roundabout subject to Parramatta Council and RMS agreement of detailed design. Eastwood HPAA plans waiting RMS approval.
Morrison Road LATM	804,111	154,922	🔄	

16. Economic Development program

Business sector and economic development.

Key: 🔄 On track ✖ Action required ✓ Complete ⊖ Not started ⊗ Cancelled ▶ Deferred

16.1. PERFORMANCE INDICATORS

Measure	2016/2017 Target	YTD Progress	Status	Comment
% of project milestones met on time	90%	92%	🔄	12 of 13 milestones met YTD.

16.2. BASE BUDGET

	YTD Budget \$	YTD Actual \$	Comment
Income	-3,000	-2,000	
Expense	78,000	77,000	
Total Base Budget	75,000	75,000	

16.3. PROJECTS

Approved Projects	2016/2017 Budget \$	YTD Actual \$	Status	Comment
Economic Development Plan Implementation	40,000	20,088	🔄	
Implementation-Macq Park Marketing Plan	50,000	38,658	🔄	
Centres Activation Program (Town and Neighbourhood Centres)	150,000	45,665	🔄	
NBN Feasibility Study Macquarie Park	50,000	12,500	✓	Consultant report completed in Q1. NBN Rollout has

Approved Projects	2016/2017 Budget \$	YTD Actual \$	Status	Comment
-------------------	---------------------	---------------	--------	---------

commenced. Total cost of study - \$12,500.

Carryover Projects	2016/2017 Budget \$	YTD Actual \$	Status	Comment
--------------------	---------------------	---------------	--------	---------

Night Time Economy

20,000

19,830



Consultant report finalised in Q2, outcomes to be reported to Council and implementation activities to be incorporated in delivery plan.



17. Organisational Development program

Addressing workforce planning, driving culture and performance, assessing process efficiency and overseeing all corporate communications.

Key: 🟢 On track ✖ Action required ✔ Complete ⊖ Not started ⊘ Cancelled ▶ Deferred

17.1. PERFORMANCE INDICATORS

Measure	2016/2017 Target	YTD Progress	Status	Comment
% of project milestones met on time	90%	NA	-	

17.2. BASE BUDGET

	YTD Budget \$	YTD Actual \$	Comment
Income	-34,000	-37,000	
Expense	218,000	149,000	
Total Base Budget	184,000	112,000	

18. Foreshore program

Managing all aspects of our foreshore.

Key: 🔄 On track ✖ Action required ✔ Complete ⊖ Not started ⊘ Cancelled ▶ Deferred

18.1. PERFORMANCE INDICATORS

Measure	2016/2017 Target	YTD Progress	Status	Comment
% of project milestones met on time	90%	NA	-	

18.2. BASE BUDGET

	YTD Budget \$	YTD Actual \$	Comment
Income			
Expense	58,000	21,000	
Total Base Budget	58,000	21,000	

18.3. PROJECTS

Approved Projects	2016/2017 Budget \$	YTD Actual \$	Status	Comment
Seawalls/Retaining Walls Refurbishment	919,271	283,593	🔄	Approvals and design complete, works to commence Q3 using major works contractor.

19. Regulatory program

Delivering all our regulatory assessments and activities, including building regulations, environmental regulations, road, parking and footpath enforcement and animal management.

Key: 🟢 On track ✖ Action required ✔ Complete ⊖ Not started ⊘ Cancelled ▶▶ Deferred

19.1. PERFORMANCE INDICATORS

Measure	2016/2017 Target	YTD Progress	Status	Comment
% of project milestones met on time	90%	NA	-	
Total development value of approved development applications (in \$million - cumulative)	>= \$0	\$1.3 billion	🟢	Q2 = 1.15 Billion.
Mean number of DAs processed per person	>= 59	21.5	🟢	
DA assessment time (days) - against the Group 3 benchmark (Mean Gross Assessment Time**)	<= 95	80	🟢	
No. of DAs in each category - residential	>= 0	56	🟢	
No. of DAs in each category - single new dwelling	>= 0	40	🟢	
No. of DAs in each category - commercial, retail, office	>= 0	42	🟢	
Total no. of DAs received	>= 0	191	🟢	
Total no. of DAs determined	>= 0	216	🟢	
Mean gross DA determination times: Residential alterations and additions (against 15-16 Group 3 Average) *Note all Service Unit Performance Indicators referring to Development Applications (DAs) include Section 96 Applications.	<= 77	80	🟢	



Measure	2016/2017 Target	YTD Progress	Status	Comment
Mean gross DA determination times: Single new dwelling (against 15-16 Group 3 Average) *Note all Service Unit Performance Indicators referring to Development Applications (DAs) include Section 96 Applications.	<= 105	108	🔄	
Mean gross DA determination times: Commercial, retail, office (against 15-16 Group 3 Average) *Note all Service Unit Performance Indicators referring to Development Applications (DAs) include Section 96 Applications.	<= 91	80	🔄	
No. of food premises inspections	>= 850	287	🔄	Q2 = 154. Remaining inspections to be split over next two quarters.

19.2. BASE BUDGET

	YTD Budget \$	YTD Actual \$	Comment
Income	-5,388,000	-5,555,000	
Expense	4,141,000	3,890,000	
Total Base Budget	-1,247,000	-1,664,000	

20. Waste and Recycling program

Managing our domestic and commercial waste services, educating on and facilitating recycling and disposal services.

Key: 🔄 On track ✖ Action required ✔ Complete ⊖ Not started ⊗ Cancelled ▶ Deferred

20.1. PERFORMANCE INDICATORS

Measure	2016/2017 Target	YTD Progress	Status	Comment
% of project milestones met on time	90%	100%	🔄	4 of 4 milestones met YTD.

20.2. BASE BUDGET

	YTD Budget \$	YTD Actual \$	Comment
Income	-11,520,000	-20,186,000	
Expense	8,710,000	5,909,000	
Total Base Budget	-2,811,000	-14,277,000	

20.3. PROJECTS

Approved Projects	2016/2017 Budget \$	YTD Actual \$	Status	Comment
Old Landfill Sites Subsidence Program	200,000	144,665	🔄	
Future Focus Home Waste & Sustainability	69,000	33,457	🔄	Forty three Home Assessments were completed this quarter. A Solar Batteries and Storage seminar was also delivered at Macquarie University, with over 250 Ryde residents attending. The project evaluation for 2015/16 has been completed and a report on the results of the project and its future is being compiled. The project evaluation for 2016/17 has also been

Approved Projects	2016/2017 Budget \$	YTD Actual \$	Status	Comment
				designed and launched in this quarter. Project promotion is ongoing and the service is continually making an average of 6 bookings per week. There is a growing community demand for increasing the number of free sustainability audits. This will be considered next year.
Community Problem Waste Recycling Centre	180,000	151,512	🔄	
Porters Creek Precinct	600,000	91,660	🔄	Concept design finalised. Preparation for DA and relevant approvals underway.

New Projects	2016/2017 Budget \$	YTD Actual \$	Status	Comment
Mobile Problem Waste Recycling Stations	30,000	0	🔄	
Public Place Water Stations	100,000	0	🔄	



21. Internal Corporate Services program

Developing and managing our information, records and corporate knowledge; implementing information technology, communications, business, financial and HR infrastructure and services. Managing our fleet and plant; planning and developing assets; all project management and administrative support.

Key: 🔄 On track ✖ Action required ✔ Complete ⊖ Not started ⊘ Cancelled ▶ Deferred

21.1. PERFORMANCE INDICATORS

Measure	2016/2017 Target	YTD Progress	Status	Comment
% of project milestones met on time	90%	100%	🔄	2 of 2 milestones met YTD.
% return on investment over the standard investment benchmark (ie. Bank Bill Swap Reference Rate (Australian financial market) - BBSW)	>= 0.85%	1.14%	🔄	

21.2. BASE BUDGET

	YTD Budget \$	YTD Actual \$	Comment
Income	-62,243,000	-63,108,000	
Expense	5,743,000	2,022,000	
Total Base Budget	-56,500,000	-61,086,000	

21.3. PROJECTS

Approved Projects	2016/2017 Budget \$	YTD Actual \$	Status	Comment
Information Technology Renewals	1,141,872	65,492	🔄	Reduce the budget to reflect the actuals. IT projects will be



Approved Projects	2016/2017 Budget \$	YTD Actual \$	Status	Comment
				considered as part of the revised IT Strategic Plan.
Plant & Fleet Purchases	3,060,000	1,623,941	🔄	
Fit for the Future	258,449	0	⊘	It is recommended that this project be cancelled and funds returned to the reserve. This was originally allocated for any costs associated with the State Government's Fit for the Future reform. As any further information on a merger is pending the outcome of the court decision these funds are likely to not be spent this financial year.
Fit for the Future Action Plan Implementation	150,000	0	⊖	No action on this item, pending the determination of the proposed merger.
Fit for the Future Strategic Asset Management Capability	100,000	0	⊖	No action on this item, pending the determination of the proposed merger.
Merger Costs	2,000,000	0	⊘	It is recommended that this project be cancelled due to the decision on the pending Proposed Merger.
Innovation Fund	200,000	0	⊘	It is recommended that this project be cancelled and the net funds of \$140,000 be returned to the reserve.
Integrated Field Connectivity	92,500	4,857	🔄	Vendor engaged, implementation planning underway.
Office Fitout - North Ryde and Ryde Business Centre	3,705,088	2,989,185	🔄	Project finalisation expected in Q3.

Carryover Projects	2016/2017 Budget \$	YTD Actual \$	Status	Comment
--------------------	---------------------	---------------	--------	---------



Carryover Projects	2016/2017 Budget \$	YTD Actual \$	Status	Comment
TechOne Enhancements	196,692	10,075	✓	Tech One enhancements limited to those considered essential (given imminent merger). Balance of funds to be returned to Reserve.
LG Solution Software - Template and Model	43,500	0	↻	LG Solutions Software templates to include Long Term Financial Plan, Financial Statements and Fees and Charges model. LG Solutions product not considered suitable for Community Service Obligation (CSO) reporting systemisation.
Intranet upgrade	50,000	0	⊖	Pending more information once outcome of merger is decided.

Appendix A – Reserve Listing Report

Natural Account	Description	16/17 Opening Balance	Budget To Reserve	Budget From Reserve	16/17 Budget Result	Review To Reserve	Review From Reserve	16/17 Review Result
93001 - Internally Restricted Revenues								
8301	Stockland Creche Contribution Voluntary Planning Agreement	178,666.90		-178,667.00	-0.10			-0.10
8302	Reserve	9,105,191.77	1,893,297.00	-140,000.00	10,858,488.77			10,858,488.77
8303	Accommodation Reserve	15,419,068.14	4,270,880.00	-5,767,788.00	13,922,160.14			13,922,160.14
8304	Asset Replacement Reserve	19,292,894.75	7,568,290.00	-10,104,825.00	16,756,359.75		761,721.00	17,518,080.75
8305	Plant Replacement Reserve	3,374,630.07	2,716,490.00	-3,432,210.00	2,658,910.07			2,658,910.07
8306	Ryde Aquatic Leisure Centre Reserve	2,786,729.86	4,055,080.00	-4,047,288.00	2,794,521.86			2,794,521.86
8307	Financial Security Reserve							
8308	Public Art Reserve	10,179.00			10,179.00			10,179.00
8309	Council Election Reserve	533,306.27	150,000.00	-650,000.00	33,306.27		200,000.00	233,306.27
8310	Risk Rebate Reserve	111,797.49	30,840.00		142,637.49			142,637.49
8311	Investment Property Reserve	18,367,215.52		-3,602,400.00	14,764,815.52		150,000.00	14,914,815.52
8312	Civic Hub Precinct Reserve	617,682.21	1,000,000.00	-786,033.00	831,649.21			831,649.21
8313	Community Grants Reserve	228,958.00		-228,958.00				
8314	Carryover Works Reserve	1,208,800.33		-1,208,801.00	-0.67			-0.67
8317	Merger and Transition Reserve	5,267,183.13		-3,543,449.00	1,723,734.13		2,258,449.00	3,982,183.13
8318	Porters Creek Reserve	199,348.89			199,348.89			199,348.89
8319	Insurance Fluctuation Reserve	799,341.19			799,341.19			799,341.19
8320	OHS & Injury Management Reserve	155,071.55	31,640.00		186,711.55			186,711.55
8321	Public Domain Plan Reserve	138,602.00			138,602.00			138,602.00
8322	Planning Proposal Reserve	234,089.15			234,089.15		-50,000.00	184,089.15
8323	Macquarie University VPA Reserve	273,053.67			273,053.67			273,053.67
8324	Fit For The Future Reserve							
	Total Internally Restricted Revenues	78,301,809.89	21,716,517.00	-33,690,419.00	66,327,907.89		3,320,170.00	69,648,077.89
93002 - Internally Restricted Liabilities								

Appendix A – Reserve Listing Report

8327	Employee Leave Entitlements Reserve	3,154,680.41			3,154,680.41			3,154,680.41
8328	Refundable Deposits Reserves	12,607,788.13			12,607,788.13			12,607,788.13
8329	Interest on Refundable Deposits Reserve	377,366.19			377,366.19			377,366.19
	Total Internally Restricted Liabilities	16,139,834.73			16,139,834.73			16,139,834.73
93003 - Section 94 Contribution Reserves								
8351	Community & Cultural Facilities Reserve	10,382,189.61	2,047,453.00	-2,277,031.00	10,152,611.61	722,913.00		10,875,524.61
8352	Open Space & Recreation Facilities Reserve	44,720,396.21	3,339,514.00	-10,314,522.00	37,745,388.21	583,012.00		38,328,400.21
8353	Roads & Traffic Management Facilities Reserve	2,780,845.71	374,616.00	-3,826,629.00	-671,167.29	36,734.00	941,130.00	306,696.71
8354	Stormwater Management Facilities Reserve	6,401,506.31	118,847.00	-2,126,778.00	4,393,575.31	42,479.00		4,436,054.31
8355	Section 94 Plan Administration Reserve	231,248.45	16,564.00	-240,620.00	7,192.45	3,722.00		10,914.45
	Total Section 94 Contribution Reserves	64,516,186.29	5,896,994.00	-18,785,580.00	51,627,600.29	1,388,860.00	941,130.00	53,957,590.29
93004 - Other External Restrictions								
8376	Domestic Waste Management Reserve	6,976,833.84	19,216,970.00	-18,762,263.00	7,431,540.84	83,400.00	270,000.00	7,784,940.84
8377	External Drainage Works Contribution Reserve							
8378	Macquarie Park Corridor Special Rate Reserve	1,163,711.12	1,339,310.00	-2,014,580.00	488,441.12			488,441.12
8379	Stormwater Management Service Charge Reserve	1,053,025.64	1,034,310.00	-1,002,526.00	1,084,809.64			1,084,809.64
8381	Affordable Housing Contribution Infrastructure Special Rate Reserve	138,910.00			138,910.00			138,910.00
8382		20,162.00	5,147,150.00	-5,147,120.00	20,192.00	9,200.00		29,392.00
	Total Other External Restrictions	9,352,642.60	26,737,740.00	-26,926,489.00	9,163,893.60	92,600.00	270,000.00	9,526,493.60

Appendix A – Reserve Listing Report

93005 - Unexpended Grants Reserves						
8401	U/Exp Grant - Home Modification & Maintenance	153,689.83	434,010.00	-427,770.00	159,929.83	159,929.83
8403	U/Exp Grant - Volunteer Referral Agency	46,185.37	50,060.00		96,245.37	96,245.37
8404	U/Exp Grant - Library Local Priority					
8405	U/Exp Grant - Library Subsidy		248,920.00	-248,910.00	10.00	10.00
8408	U/Exp Grant - Urban Sustain Program - Looking Glass Bay					
8413	U/Exp Grant - Sydney North/Sydney West Tussock Paspalum 06/11					
8418	U/Exp Grant - Macquarie Park Master Plan	30,000.00			30,000.00	30,000.00
8433	U/Exp Grant - Liberty Swing Dunbar Park					
8434	U/Exp Grant - Sport Development Program	542.76			542.76	542.76
8435	U/Exp Grant - WASIP	29,640.86			29,640.86	29,640.86
8438	U/Exp Grant - Parramatta River Catchments Floodplain	2,918.72			2,918.72	2,918.72
8439	U/Exp Grant - Vacation Care Program Grant	5,253.73			5,253.73	5,253.73
8440	U/Exp Grant - Crime Prevention Plan Grant					
8443	U/Exp Grant - Curzon St/ Smith St Pedestrian (RTA)	765.05			765.05	765.05
8446	U/Exp Grant - Vimiera Road Traffic Facilities Renew (RTA)	1,959.22			1,959.22	1,959.22
8447	U/Exp Grant - M2 Advertising Public Benefit (RMS)	62,101.00			62,101.00	62,101.00
8451	U/Exp Grant - Rowe St Eastwood Traffic Calming	9,725.16			9,725.16	9,725.16
8455	U/Exp Grant - Planning for Ageing Population	4,560.00			4,560.00	4,560.00
8458	U/Exp Grant - Macquarie Park - Property	6,000,000.10		-6,000,000.00	0.10	0.10
8459	U/Exp Grant - Restoring Blue Gum High in Denistone Park	1,725.01			1,725.01	1,725.01
8460	U/Exp Grant - Restoring Blue					

Appendix A – Reserve Listing Report

8461	Gum High in Darvall Park U/Exp Grant - Better Waste & Recycling Fund	242,507.58	259,260.00	-591,786.00	-90,018.42		-90,018.42
8462	U/Exp Grant - Agincourt and Balaclava Rd TCS	8,039.11			8,039.11		8,039.11
8463	U/Exp Grant - Ivan Hoe Estate Collective Impact	20,000.00			20,000.00		20,000.00
8464	U/Exp Grant - CDAT	3,100.00			3,100.00		3,100.00
8465	U/Exp Grant - Blaxland Road SUP – Stage 3 (RMS)	3,463.39			3,463.39		3,463.39
8466	U/Exp Loan - LIRS Phase 1	6,175.23			6,175.23		6,175.23
8467	U/Exp Loan - LIRS Phase 2	870,468.43		-870,468.00	0.43		0.43
8468	U/Exp Grant - Ryde Remembers (ANZAC)	16,223.59		-16,224.00	-0.41		-0.41
8469	U/Exp Grant - NSW Youth Council Conference					30,000.00	30,000.00
8470	U/Exp Grant - Shrimptons Creek Corridor Embellishment					4,500,000.00	4,500,000.00
Total Unexpended Grants Reserves		7,519,044.14	992,250.00	-8,155,158.00	356,136.14	4,530,000.00	4,886,136.14
Internal Loans							
8901	Internal Loan - RALC Reserve	-2,161,869.23	63,000.00		-2,098,869.23		-2,098,869.23
Total Internal Loans		-2,161,869.23	63,000.00		-2,098,869.23		-2,098,869.23
TOTAL RESERVES		173,667,648.42	55,406,501.00	-87,557,646.00	141,516,503.42	6,011,460.00 4,531,300.00	152,059,263.42
Net Transfer				-32,151,145.00	-32,151,145.00	10,542,760.00	-21,608,385.00

Appendix B – 2016/17 Quarterly Changes Report

			<i>Approved Budget 2016/2017</i>	<i>Actual 2016/2017</i>	<i>Proposed Changes 2016/2017</i>	<i>Comments</i>
Strategic City program						
1011467	Sale of CPR	Op Inc	(13,040)		13,040	Reduce the budget to reflect the actual.
1011575	Chief Operating Officer - Administration	Op Exp	20,210		(20,210)	To realign the Motor Vehicle Budget.
1030448	Review of the Community Strategic Plan	NCP Exp	200,000		(200,000)	The review of the CSP will not occur this financial year due to no Council Election taking place in September 2016. Funds to be returned to source and project to take place in future year after Council Election.
1030448	Review of the Community Strategic Plan	From Res	(150,000)		200,000	The review of the CSP will not occur this financial year due to no Council Election taking place in September 2016 Fund.
Total Strategic City program					(7,170)	
Risk Management program						
1011001	General Counsel - Administration	Op Inc	(210)	(987)	(2,730)	To realign the Motor Vehicle Budget.
1011001	General Counsel - Administration	Op Exp	13,260	7,735	6,630	To realign the Motor Vehicle Budget.
5010225	Emergency Management (SES) OPEX	Op Exp	158,200	148,580	40,000	Increase in SES Contributions budget to reflect the actual.
Total Risk Management program					43,900	
Community and Cultural program						
6410000	Events- Community	Op Inc		(58,153)	(58,000)	Additional income for Granny Smith Stallholders.

Appendix B – 2016/17 Quarterly Changes Report

6411314	Street Banners	Op Inc	(32,600)	(4,899)	22,000	Reduce the budget to reflect the actual as income budget does not reflect true potential income.
6811538	Community and Cultural - Administration	Op Inc		(1,737)	(2,300)	To realign the Motor Vehicle Budget.
6911226	Social Policy & Planning	Op Inc	(4,530)	(5,109)	(4,700)	To realign the Motor Vehicle Budget.
6811538	Community and Cultural - Administration	Op Exp			6,630	To realign the Motor Vehicle Budget.
6911226	Social Policy & Planning	Op Exp	13,260	13,260	13,260	To realign the Motor Vehicle Budget.
6930697	2017 NSW Youth Council Conference	NCP Inc		(25,000)	(50,000)	Additional grant income received from Department of Family and Community Services NSW.
6930047	Ryde Youth Theatre Group	NCP Exp			75,000	Additional funding allocation as per Council Resolution dated 25 October 2016.
6930697	2017 NSW Youth Council Conference	NCP Exp			20,000	Project will be funded by additional grant received from Department of Family and Community Services NSW.
6930697	2017 NSW Youth Council Conference	To Res			30,000	Additional grant income received from Department of Family and Community Services NSW.
Total Community and Cultural program					51,890	

Customer and Community Relations program

2411422	Music Dexus - Software Licence	Op Exp	2,300		(2,300)	Funding is not required.
6511510	eBusiness - Smart Forms	Op Exp	68,560	9,625	(58,000)	Smart forms incorporated into existing systems and no longer require this allocation.
Total Customer and Community Relations program					(60,300)	

Open Space, Sport & Recreation program

7610001	Open Space - Administration	Op Inc	(5,040)		5,040	To realign the Motor Vehicle Budget.
---------	-----------------------------	--------	---------	--	-------	--------------------------------------

Appendix B – 2016/17 Quarterly Changes Report

7611001	Parks Open Space - Administration	Op Inc	(5,200)	(5,345)	(5,040)	To realign the Motor Vehicle Budget.
5554104	Maint - Parks Buildings	Op Exp	101,980	103,388	50,000	Additional funding required as maintenance works to make safe and provide public access to Denistone East Bowling Club.
7610001	Open Space - Administration	Op Exp	13,260		(13,260)	To realign the Motor Vehicle Budget.
7611001	Parks Open Space - Administration	Op Exp	13,260	12,155	13,260	To realign the Motor Vehicle Budget.
4141776	Shrimptons Creek Corridor Embellishment	Cap Inc	(4,000,000)	(5,000,000)	(1,000,000)	Additional Grant Funding received for Shrimpton's Creek Corridor Embellishment project.
50011	Sportsfield Floodlighting Renewal	Cap Inc	(4,286)		(25,000)	Additional user group contribution for Meadowbank Park.
50011	Sportsfield Floodlighting Renewal	Cap Exp	361,917	123,763	65,000	Additional funding is required to allow for latent ground conditions at Meadowbank Park.
50011	Sportsfield Floodlighting Renewal	From Res	(357,631)		(40,000)	Transfer of funds from Marsfield Park Cricket Wicket - Savings made in delivery of the project.
50012	Sportsfield Renewal & Upgrade Renewal	Cap Exp	1,782,286	460,864	60,000	Additional fill material required to be sourced from external suppliers (for Meadowbank Park Fields 7 and 8). Cost offset through savings made in delivery of Marsfield Park Cricket Wicket project.
50012	Sportsfield Renewal & Upgrade Renewal	From Res	(1,738,841)		(60,000)	Additional fill material required to be sourced from external suppliers (for Meadowbank Park Fields 7 and 8). Cost offset through savings made in delivery of Marsfield Park Cricket Wicket project.
50015	Sportsground Amenities Upgrades Renewal	Cap Inc			(20,000)	Additional user group contribution for Ryde Park.
50015	Sportsground Amenities Upgrades Renewal	Cap Exp	220,000	53,153	20,000	Additional funding required and offset by additional User Group contribution (Ryde Park) received.
51027	Synthetic Playing Surfaces Expansion	Cap Inc			(400,000)	Increase the budget to reflect additional user group contributions \$375K and \$25K from Cricket NSW as per Council Resolution dated 22 November 2016.
51027	Synthetic Playing Surfaces Expansion	Cap Exp	5,052,106	2,622,910	400,000	Increase the budget and offset by additional user group contribution received as per Council Resolution dated 22 November 2016.
4141776	Shrimptons Creek Corridor Embellishment	Cap Exp	4,000,000		(3,500,000)	Grant Funds were received in Nov 2016 from NSW State Government for Shrimpton's Creek Corridor Embellishment project.

Appendix B – 2016/17 Quarterly Changes Report

7741852	Signage at Playgrounds	Cap Exp	63,750		(63,750)	All signs have been audited to ensure compliance with legislative requirements - no further universal upgrades are required.
7742332	Marsfield Park - Cricket Wicket	Cap Exp	340,000		(100,000)	Savings made in delivery of the project and adjustment \$40K Made against Sportsfield Floodlight Renewal (\$40K) & Sportsfield Renewal and Upgrade (\$60K).
7741852	Signage at Playgrounds	From Res	(63,750)		63,750	All signs have been audited to ensure compliance with legislative requirements - no further universal upgrades are required and saving to be transferred to reserve.
7742332	Marsfield Park - Cricket Wicket	From Res	(340,000)		100,000	Savings made in delivery of the project and adjustment \$40K Made against Sportsfield Floodlight Renewal (\$40K) & Sportsfield Renewal and Upgrade (\$60K).
4141776	Shrimptons Creek Corridor Embellishment	To Res			4,500,000	Transfer unspent grant for project Shrimpton's Creek Corridor Embellishment to reserve.
Total Open Space, Sport & Recreation program					50,000	

Centres and Neighbourhood program

4111253	Urban Village	Op Inc	(4,490)		4,490	To realign the Motor Vehicle Budget.
4111253	Urban Village	Op Exp	13,260		(13,260)	To realign the Motor Vehicle Budget.
4140790	Public Domain Upgrade Lane Cove (east)	Cap Exp	600,000		(600,000)	Project on hold as we anticipate developers will do this work - project is to be placed below the line – no funds are required.
4140790	Public Domain Upgrade Lane Cove (east)	From Res	(600,000)		600,000	Project on hold as we anticipate developers will do this work - project is to be placed below the line – no funds are required.
Total Centres and Neighbourhood program					(8,770)	

Library program

7230696	eBook Collection Expansion	NCP Exp			60,000	Innovation and Improvement fund transfer to enable further expansion of the Library eBook collection.
7230696	eBook Collection Expansion	From Res			(60,000)	Innovation and Improvement fund transfer to enable further expansion of the Library eBook collection.

Appendix B – 2016/17 Quarterly Changes Report

Total Library program						
Internal Corporate Services program						
1011114	General Manager's Office	Op Inc		(955)	(3,056)	To realign the Motor Vehicle Budget.
1211142	Investment Income	Op Inc	(1,200,000)		(540,000)	The increase in interest is due mainly to Council receiving more funds for Section 94 contributions.
1211142	Investment Income	Op Inc	(2,248,840)	(1,606,245)	(260,000)	Increase the budget to reflect the actual.
1211463	Finance - Financial Accounting - Administration	Op Inc		(260)	(2,730)	To realign the Motor Vehicle Budget.
1311025	Business Rates	Op Inc		2,353	2,353	Adjust the budget to reflect the actual rates income levied.
1311025	Business Rates	Op Inc	(17,710)		17,700	Adjust the budget to reflect the actual rates income levied.
1311099	Environmental Levy	Op Inc	186,530	154,255	(17,530)	Adjust the budget to reflect the actual rates income levied.
1311099	Environmental Levy	Op Inc	(102,590)	(85,314)	9,360	Adjust the budget to reflect the actual rates income levied.
1311210	Residential Rates	Op Inc	831,440	646,365	(112,520)	Adjust the budget to reflect the actual rates income levied.
1311210	Residential Rates	Op Inc	47,610	23,616	(18,000)	Adjust the budget to reflect the actual rates income levied.
1311210	Residential Rates	Op Inc	(457,150)	(357,367)	60,000	Adjust the budget to reflect the actual rates income levied.
1311552	Infrastructure Special Rate Levy	Op Inc	(5,147,150)	(5,157,434)	(9,200)	Adjust the budget to reflect the actual rates income levied.
1011114	General Manager's Office	Op Exp	20,210	10,618	8,840	To realign the Motor Vehicle Budget.
1211001	Finance Administration	Op Exp	467,780	246,841	(83,600)	Reduce the salaries and wages budget due to the vacant position for Finance Department.
1211001	Finance Administration	Op Exp		65,620	83,600	Consultant fees for reviewing Councils Financial Policies, Long Term Financial Plan model Assets



Appendix B – 2016/17 Quarterly Changes Report

						Management Plan model for the proposed merger. Funding will be offset by salaries and wages saving.
1211463	Finance - Financial Accounting - Administration	Op Exp			6,630	To realign the Motor Vehicle Budget.
2111001	Human Resources Administration	Op Exp		5,525	5,525	To realign the Motor Vehicle Budget.
2111001	Human Resources Administration	Op Exp	297,920	188,444	20,000	Increase salaries and wages budget to fund the conversion of Temporary HR Administration Assistant to full time permanent position.
2411001	Information Technology Services Administration	Op Exp	9,180		(9,180)	Budget is not required.
2411015	Autodesk (AEC Systems)	Op Exp	15,030	26,523	40,000	Additional funding is required as number of licenses has been increased.
2411046	CHRIS 21	Op Exp	34,070	11,693	(10,000)	Reduce the budget to reflect the actual.
2411091	Eftpos Services	Op Exp	36,920		(30,000)	Reduce the budget to reflect the actual.
2411201	Purchases	Op Exp		23,323	12,097	Consolidate IT costs.
2411333	E Business Module	Op Exp	100,000		(50,000)	Reduce the budget to reflect the actual.
2411362	Info Technology Srvcs Qflow	Op Exp	7,570	3,754	(3,000)	Reduce the budget to reflect the actual.
2411579	Adobe License Fees	Op Exp	12,097	1,433	(12,097)	Consolidate IT license costs.
2511001	Records Management Administration	Op Exp	50,000	63,640	50,000	Quantity of archive requests have been increased over the past few years.
4610001	Operations Unit Management	Op Exp	92,770	56,561	23,660	To realign the Motor Vehicle Budget.
8511547	Integration System	Op Exp	136,260	550	(136,260)	Transfer budget for Organisational Realignment within City Works & Infrastructure.
8610001	Business Improvements	Op Exp	205,310	64,642	35,000	Transfer budget for Organisational Realignment within City Works & Infrastructure.
8611545	Project Management Office	Op Exp	116,300	6,324	101,260	Transfer budget for Organisational Realignment within City Works & Infrastructure.

Appendix B – 2016/17 Quarterly Changes Report

8810001	Project Development Management	Op Exp	(4,450,250)	(5,740,496)	(623,141)	Increase budget to reflect brought forward balance and additional PM Fee received.
8810001	Project Development Management	Op Exp		249,541	303,141	Increase budget to reflect anticipated expenditure.
8810001	Project Development Management	Op Exp		311,686	320,000	Increase budget to reflect anticipated expenditure.
1130670	Fit For The Future	NCP Exp	258,449		(258,449)	It is recommended that this project be cancelled and funds returned to the reserve. This was originally allocated for any costs associated with the State Government's Fit for the Future reform. As any further information on a merger is pending the outcome of the court decision these funds are likely to not be spent this financial year.
2230685	Merger and Transition Operating Costs	NCP Exp	2,000,000		(2,000,000)	It is recommended that this project be cancelled and funds returned to the reserve. As any further information on any merger is pending the outcome of the court decision these funds are likely to not be spent this financial year.
2230686	Innovation Fund	NCP Exp	200,000		(200,000)	It is recommended that this project be cancelled. \$60,000 is to be transferred to the Libraries e-books project and the remaining \$140,000 to be returned to the reserve.
2440740	TechOne Enhancements	Cap Exp	180,362		(170,287)	Project has been completed with saving and unspent funding to be transferred back to reserve.
50020	Information Technology Renewals	Cap Exp	1,141,872	65,492	(340,000)	Reduction of budget (-340k) due to \$140K reduction in eBusiness scope, reduce budget for Mobility device Bulk Stock \$50K, disaster recovery by \$100K and Information Management project by \$50K to reflect projected actuals
50020	Information Technology Renewals	From Res	(1,141,872)		340,000	Reduction of budget (-340k) due to \$140K reduction in eBusiness scope, reduce budget for Mobility device Bulk Stock \$50K, disaster recovery by \$100K and Information Management project by \$50K to reflect projected actuals.
1130670	Fit For The Future	From Res	(258,449)		258,449	It is recommended that this project be cancelled and funds returned to the reserve. This was originally allocated for any costs associated with the State Government's Fit for the Future reform. As any further information on a merger is pending the outcome of the court decision these funds are likely to not be spent this financial year.

Appendix B – 2016/17 Quarterly Changes Report

2230685	Merger and Transition Operating Costs	From Res	(2,000,000)		2,000,000	It is recommended that this project be cancelled and funds returned to the reserve. As any further information on any merger is pending the outcome of the court decision these funds are likely to not be spent this financial year.
2230686	Innovation Fund	From Res	(200,000)		200,000	It is recommended that this project be cancelled. \$60,000 is to be transferred to the Libraries e-books project and the remaining \$140,000 to be returned to the reserve.
2440740	TechOne Enhancements	From Res	(180,362)		170,287	Project has been completed with saving and unspent funding to be transferred back to reserve.
1211142	Investment Income	To Res	1,200,000		540,000	The increase in interest is due mainly to Council receiving more funds for Section 94 contributions.
1311552	Infrastructure Special Rate Levy	To Res	5,147,150		9,200	Adjust the budget to reflect the actual rates income levied.
Total Internal Corporate Services program					(271,948)	

Land Use Planning program						
4111500	Planning Proposal	Op Exp	101,260	86,400	50,000	Transfer from Planning Proposal Reserve for assessment of Planning Proposals and associated VPA Offers.
4111221	Section 94 Capital Income-Roads	Cap Inc	(374,616)	(435,475)	(36,734)	Income received to date.
4111221	Section 94 Capital Income-Roads	Cap Inc	(847,453)	(1,157,898)	(182,913)	Income received to date.
4111221	Section 94 Capital Income-Roads	Cap Inc	(118,847)	(190,464)	(42,479)	Income received to date.
4111221	Section 94 Capital Income-Roads	Cap Inc	(3,339,514)	(4,338,752)	(583,012)	Income received to date.
4111221	Section 94 Capital Income-Roads	Cap Inc	(16,564)	(22,785)	(3,722)	Income received to date.
4111500	Planning Proposal	From Res			(50,000)	Transfer from Planning Proposal reserve to cover costs of assessing Planning Proposals and Proposed VPAs.
4111221	Section 94 Capital Income-Roads	To Res	847,453		182,913	Transfer Section 94 income received to Reserves.

Appendix B – 2016/17 Quarterly Changes Report

4111221	Section 94 Capital Income-Roads	To Res	3,339,514		583,012	Transfer Section 94 income received to Reserves.
4111221	Section 94 Capital Income-Roads	To Res	374,616		36,734	Transfer Section 94 income received to Reserves.
4111221	Section 94 Capital Income-Roads	To Res	118,847		42,479	Transfer Section 94 income received to Reserves.
4111221	Section 94 Capital Income-Roads	To Res	16,564		3,722	Transfer Section 94 income received to Reserves.
Total Land Use Planning program						

Regulatory program						
2811081	Development Assessments	Op Inc	(1,545,040)	(1,340,913)	(300,000)	Increase the budget to reflect the actual DA fees received.
3511001	Building & Land Use Enforcement Administration	Op Inc		(1,727)	(2,760)	To realign the Motor Vehicle Budget.
3911001	Parking Control Administration	Op Inc	(5,190)	(6,274)	(4,200)	To realign the Motor Vehicle Budget.
3511001	Building & Land Use Enforcement Administration	Op Exp		2,210	8,840	To realign the Motor Vehicle Budget.
3811007	Regulatory Control	Op Exp	39,780	13,260	(13,260)	To realign the Motor Vehicle Budget.
3911181	Parking Control	Op Exp	79,520	45,305	13,260	To realign the Motor Vehicle Budget.
Total Regulatory program					(298,120)	

Catchment program						
8510001	Stormwater & Catchments Unit Management	Op Inc	(20,400)	(8,618)	5,100	To realign the Motor Vehicle Budget.
8510001	Stormwater & Catchments Unit Management	Op Exp	53,020	19,890	(13,260)	To realign the Motor Vehicle Budget.

Appendix B – 2016/17 Quarterly Changes Report

Total Catchment program					(8,160)	
--------------------------------	--	--	--	--	----------------	--

Traffic & Transport program						
4910001	Traffic & Transport Section Management	Op Inc	(10,000)	(12,536)	(10,000)	To realign the Motor Vehicle Budget.
4910001	Traffic & Transport Section Management	Op Exp	26,520	26,520	26,520	To realign the Motor Vehicle Budget.
4141838	Roundabout at Monash/Buffalo Road	Cap Exp			400,000	Project approved by Council in its meeting on 28 April 2015.
4740974	Traffic Facilities Khartoum and Waterloo	Cap Exp	741,415		(741,130)	It is recommended to cancel the project as Transport for NSW will construct the signals at Khartoum and Waterloo Road with a financial contribution from City of Ryde.
4141838	Roundabout at Monash/Buffalo Road	From Res			(400,000)	Project approved by Council in its meeting on 28 April 2015.
4740974	Traffic Facilities Khartoum and Waterloo	From Res	(741,415)		741,130	It is recommended to cancel the project as Transport for NSW will construct the signals at Khartoum and Waterloo Road with a financial contribution from City of Ryde.
Total Traffic & Transport program					16,520	

Waste and Recycling program						
5811086	DWM Income	Op Inc	484,110	390,845	(90,000)	Adjustment to budget to reflect actual income.
5811086	DWM Income	Op Inc	(232,700)	(216,729)	6,600	Adjustment to budget to reflect actual income.
5810001	DWM Unit Management	Op Exp	26,500	19,890	13,260	To realign the Motor Vehicle Budget.
5810408	DWM Landfill OPEX	Op Exp	26,510	6,630	(13,260)	To realign the Motor Vehicle Budget.
5840033	Porters Creek Precinct	Cap Exp	600,000		(300,000)	Review and reduction in funding to align project cash flow and delivery requirements.

Appendix B – 2016/17 Quarterly Changes Report

50027	Old Landfill Sites Subsidence Renewal	Cap Exp	200,000	185,418	30,000	Additional costs due to subsurface conditions worse than anticipated (Morrison Bay Park fields 1 and 2) - Additional Top soil material required.
50027	Old Landfill Sites Subsidence Renewal	From Res	(200,000)		(30,000)	Additional costs due to subsurface conditions worse than anticipated (Morrison Bay Park fields 1 and 2) - Additional Top soil material required.
5810001	DWM Unit Management	From Res	(545,680)		(13,260)	To realign the Motor Vehicle Budget.
5810408	DWM Landfill OPEX	From Res	(387,950)		13,260	To realign the Motor Vehicle Budget.
5840033	Porters Creek Precinct	From Res	(600,000)		300,000	Review and reduction in funding to align project cash flow and delivery requirements.
5811086	DWM Income	To Res	19,216,970		83,400	Adjustment to budget to reflect actual income.
Total Waste and Recycling program						

Property Portfolio program						
5510001	Building Services Unit Management	Op Inc		(2,164)	(4,100)	To realign the Motor Vehicle Budget.
5610501	Property Development Management OPEX	Op Inc	(42,600)		42,600	Income already budgeted in Investment Portfolio Management.
5610637	Eastwood Plaza	Op Inc	(53,210)		7,000	Adjust income budget to reflect the actual.
5610667	Eastwood Kiosk	Op Inc		(3,931)	(7,000)	Adjust income budget to reflect the actual.
55019	Income - Commercial Buildings	Op Inc	(1,716,560)	(894,662)	102,112	Lease ended in July 2016 and no further royalty income expected.
5510001	Building Services Unit Management	Op Exp		13,260	26,520	To realign the Motor Vehicle Budget.
5540810	Civic Centre- Essential Renewal	Cap Exp	59,447		(47,684)	Project completed and savings will be returned to the Reserve.
5540810	Civic Centre- Essential Renewal	From Res	(59,447)		47,684	Project completed and savings will be returned to the Reserve.

Appendix B – 2016/17 Quarterly Changes Report

5641785	33-35 Blaxland Road	Cap Exp	300,000		(150,000)	Review and reduction in funding to align project cash flow and delivery requirements. Expenditure deferred pending OLG approval.
5641785	33-35 Blaxland Road	Cap Exp	(300,000)		150,000	Review and reduction in funding to align project cash flow and delivery requirements. Expenditure deferred pending OLG approval.
5641785	33-35 Blaxland Road	Cap Exp	600,000		(300,000)	Review and reduction in funding to align project cash flow and delivery requirements. Expenditure deferred pending OLG approval.
5641785	33-35 Blaxland Road	From Res	(300,000)		150,000	Review and reduction in funding to align project cash flow and delivery requirements. Expenditure deferred pending OLG approval.
Total Property Portfolio program					17,132	

Roads program						
4710227	Restoration Management OPEX	Op Inc		(78,458)	(78,458)	Payment by Adshel for Council to install the shelters in lieu of work to be completed by Adshel as part of the digital advertising panels agreement.
4710227	Restoration Management OPEX	Op Exp			78,458	Payment by Adshel for Council to install the shelters in lieu of work to be completed by Adshel as part of the digital advertising panels agreement.
4711569	Civil Infrastructure	Op Inc		(2,545)	(4,600)	To realign the Motor Vehicle Budget.
4711569	Civil Infrastructure	Op Exp		6,630	13,260	To realign the Motor Vehicle Budget.
50002	Road Resurfacing Renewal	Cap Inc	(1,364,900)	(930,000)	(300,000)	Regional Road Block Grant Agreement Program for repair program funding 2016/17 -This funding was used to supplement the works on Regional Roads that were in Road Resurfacing program.
50002	Road Resurfacing Renewal	Cap Exp	5,020,990	3,265,727	300,000	Regional Road Block Grant Agreement Program for repair program funding 2016/17 -This funding was used to supplement the works on Regional Roads that were in Road Resurfacing program.
Total Roads program					8,660	

Paths and Cycleways program

Appendix B – 2016/17 Quarterly Changes Report

53003	Oper - Footpaths & Nature Strips	Op Exp	359,580	353,960	423,750	Transfer to reset current budget to 2015/16 levels to meet Operational requirements. (Maint-Footpaths & Nature Strips to Oper-Foothpaths & Nature strips).
54003	Maint - Footpaths & Nature Strips	Op Exp	1,879,610	387,823	(480,000)	Transfer to reset current budget to 2015/16 levels to meet Operational requirements. (Maint-Footpaths & Nature Strips to Oper-Foothpaths & Nature strips).
Total Paths and Cycleways program					(56,250)	

GRAND TOTAL					(522,616)	
--------------------	--	--	--	--	------------------	--

Appendix C – Consolidated Income and Expenditure Estimates 2016/17

PROJECTED OPERATING RESULT	Original Budget 2016/2017 \$'000	C/Over Budget 2016/2017 \$'000	TOTAL Original Budget 2016/2017 \$'000	Sep Changes 2016/2017 \$'000	Dec Changes 2016/2017 \$'000	Mar Changes 2016/2017 \$'000	Jun Carryovers 2016/2017 \$'000	Jun Changes 2016/2017 \$'000	PROPOSED Budget 2016/2017 \$'000	ACTUAL YTD 2016/2017 \$'000
OPERATING REVENUE										
Rates & Annual Charges	76,133		76,133	850	245				77,228	77,457
User Charges & Fees	13,774		13,774	2,123	378				16,275	9,836
Interest	4,093		4,093		782				4,876	2,780
Other Operating Revenue	8,468		8,468	632	(148)				8,952	4,736
Operating Grants & Contributions	6,997	137	7,134	186	32				7,352	4,094
TOTAL OPERATING REVENUE	109,465	137	109,602	3,792	1,290				114,684	98,903
OPERATING EXPENSES										
Employee Costs	45,558	972	46,530	31	(687)				45,874	20,305
Materials & Contracts	30,998	967	31,965	330	(1,648)				30,647	14,328
Borrowing Costs	172		172						172	62
Other Operating Expenses	20,935	229	21,164	(1,022)	40				20,182	10,417
TOTAL OPERATING EXPENSES	97,663	2,168	99,831	(662)	(2,294)				96,876	45,111
Operating Result Before Capital Amounts	11,802	(2,031)	9,771	4,454	3,584				17,808	53,792
Capital Grants & Contributions	6,058	1,228	7,286	7,577	2,594				17,457	14,871
In-kind Contributions										
Net Gain / (Loss) on Disposal of Assets										345
Total Capital Income	6,058	1,228	7,286	7,577	2,594				17,457	15,215
Operating Result Before Depreciation	17,860	(804)	17,057	12,030	6,178				35,265	69,007
Depreciation & Impairment	15,897		15,897						15,897	887
Operating Result	1,963	(804)	1,160	12,030	6,178				19,368	68,120

Appendix C – Consolidated Income and Expenditure Estimates 2016/17

PROJECTED FUNDING	Original Budget	C/Over Budget	TOTAL Original Budget	Sep Changes	Dec Changes	Mar Changes	Jun Carryovers	Jun Changes	PROPOSED Budget	ACTUAL YTD
OPERATING RESULT	1,963	(804)	1,160	12,030	6,178				19,368	68,120
Funding										
ADD (Non-Cash) - Depreciation	15,897		15,897						15,897	887
ADD (Non-Cash) - ELE Accruals										
ADD (Non-Cash) - Interest on Security Deposits - Accruals										
ADD Book Value of Assets Disposed	900		900						900	365
Cash Available to Fund Capital Expenditure	18,760	(804)	17,957	12,030	6,178				36,165	69,372
CAPITAL EXPENDITURE										
City Strategy and Planning	7,991	9,468	17,459	285	(3,764)				13,981	3,328
City Works and Infrastructure	28,563	5,720	34,283	7,293	(566)				41,009	22,446
Office of Chief Operating Office	40	50	90						90	
Corporate and Community Services	1,842	706	2,548	84	(558)				2,073	517
TOTAL CAPITAL EXPENDITURE	38,435	15,944	54,379	7,662	(4,888)				57,153	26,291
Cash Flow to Fund	(19,675)	(16,748)	(36,422)	4,368	11,065				(20,989)	43,081
Financed by:										
Opening Working Capital	3,286	1,231	4,517						4,517	4,517
Borrowings										
New Borrowings	350		350		(150)				200	
Less: Loan Repayments	(887)		(887)						(887)	(580)
Net Loan Funds (Payments/Receipts)	(537)		(537)		(150)				(687)	(580)
Reserves	19,926	16,748	36,674	(4,523)	(10,543)				21,608	1,209
Closing Working Capital	3,001	1,231	4,232	(155)	373				4,450	48,227
Net change in Working Capital	285	(0)	285	155	(373)				67	(43,710)