



CITY OF RYDE
**QUARTERLY
REVIEW
REPORT**

FOURTH QUARTER 2017/18

April - June 2018

PART A - GENERAL MANAGER'S OVERVIEW

- Highlights
- Financial Management
- Corporate Performance Measures

PART B – OUTCOME SUMMARIES

- City of Liveable Neighbourhoods
 - Summary Highlights
 - Financial Management
 - Program Performance Measures
 - Projects
- City of Wellbeing
- City of Prosperity
- City of Environmental Sensitivity
- City of Connections
- City of Harmony and Culture
- City of Progressive Leadership

PART C – APPENDICES

- Appendix A – Reserve Listing Report
- Appendix B – 2017/18 Quarterly Changes Report
- Appendix C– Consolidated Income and Expenditure Estimates 2017/18

General Manager

This June Quarterly Review reports on the progress towards the achievement of the City of Ryde's Delivery Plan 2017-2021 including the 2017/18 One Year Operational Plan. Council monitors the progress of the Operational Plan on a quarterly basis, with the report highlighting Council's performance against key indicators and the planned projects.

Council remains in a sound financial position. As a result of the June review, Council's available Working Capital is projected to maintain at \$4.61 million. This level of working capital is currently adequate.

This report demonstrates Council's commitment to complete the majority of planned projects in our 2017/18 Operational Plan. In total there are 118 Capital and Non Capital projects in 2017/18. At the end of the Financial Year, 59 projects were reported as completed and 2 were noted as deferred. A total of 47 projects will carry over funds into 2018/19, including some noted as completed or on track. These carryover projects are a mixture of planned multi-year projects, and projects scheduled to be completed in the 2017/18 financial year. A further 13 projects extend over multiple years and are reported as on track to be delivered as planned.

All Departments did well in delivering their Corporate Performance Indicator targets. The majority of corporate indicators are on track to achieve or exceed their annual targets by June 2018. During the quarter Council responded to 8,673 customer requests and 7,584 items of correspondence within required timeframes, giving a result of 87% and 88% respectively. Income and expenditure results are also within target projections.

A number of appointments in Quarter 4 resulted in 43% of management positions being held by women, exceeding Council's target of 35%. A total of 11 of the 12 Audit Recommendations scheduled to be completed during the quarter were completed, with plans in place to complete the remainder during the September quarter in 2018.

The following financial summary is provided on the key components of Council's Operational Plan 2017-18 and is supported by detailed information in the appendices and a separate financial report. Please note, annual Financial Statements for the 2017/18 year are still being finalised.

DRAFT Quarterly Review Report 1 April – 30 June 2018

Highlights

June Quarterly Review

- In the June Quarterly Review, the proposed budget adjustments will result to maintain Council's Working Capital at \$4.61 million
- Council's financial position has improved with a net increase of \$1.33 million in Council's Operating Surplus. \$1.73 million 2018/19 Financial Assistant Grant received in 2017/18. The additional Financial Assistant Grant received will be transferred to Reserves as part of June Review.
- Overall, Council's financial position continues to be sound.

2017/18	Original Budget 2017/18 (\$'000)	Carryover Budget 2017/18 (\$'000)	Previously Approved Changes (\$'000)	Revised Budget (\$'000)	Proposed Changes (\$'000)	Projected Budget (\$'000)	Actual YTD (\$'000)	Budget YTD (\$'000)	% Variance
Base									
Income	-119,609		-2,302	-121,911	-1,727	-123,637	-128,293	-121,911	5.2%
Expenditure	95,232		450	95,682	7	95,688	90,906	95,682	-5.0%
Total Base	-24,377		-1,852	-26,229	-1,720	-27,949	-37,388	-26,229	42.5%
Non-Capital									
Income	-20	-172	53	-139	35	-104	-79	-139	-42.9%
Expenditure	3,372	585	-173	3,784	-281	3,503	2,723	3,784	-28.0%
Total Non-capital	3,352	413	-120	3,645	-246	3,399	2,643	3,645	-27.5%
Capital									
Income	-20,414	-433	-5,569	-26,416	641	-25,775	-29,114	-26,416	10.2%
Expenditure	39,433	12,089	-5,754	45,767	-2,579	43,189	42,594	45,767	-6.9%
Total Capital	19,019	11,655	-11,323	19,351	-1,937	17,414	13,480	19,351	-30.3%
Transfers from reserves	-67,511	-12,033	3,538	-76,006	1,154	-74,852	-71,990	-76,006	-5.3%
Transfers to Reserves	68,945	-35	11,418	80,328	2,750	83,077	89,447	80,328	11.4%
Total Reserve Movements	1,434	-12,068	14,956	4,322	3,903	8,226	17,458	4,322	303.9%
Net Result Excluding Reserves	-2,006	12,068	-13,295	-3,233	-3,903	-7,136	-21,265	-3,233	557.7%
Book Value of Assets	-1,000		-259	-1,259		-1,259	-1,633	-1,259	
Advances									
Loan Proceeds	-350		100	-250		-250		-250	-100.0%
Loan Repayments	914			914		914	889	914	-2.7%
Total Other Items	-436		-159	-595		-595	-744	-595	25.0%
Net Result	-1,008	0	1,502	494		494	-4,551	494	-1020.8%

DRAFT Quarterly Review Report 1 April – 30 June 2018

Financial Position – June Quarterly Review

Following this quarter's budget review as stated, Council's financial position has improved with a net increase of \$1.33 million in Council's Operating Surplus. \$1.73 million 2018/19 Financial Assistant Grant received in 2017/18. The additional Financial Assistant Grant received will be transferred to Reserves as part of June Review.

The Capital Works Program, YTD, is at approximately 98.62% net financially, excluding contributed assets.

Operating expenses, YTD, are within 5.87% (favourable) of the budgeted amounts, which is a good result.

Operating Income (Base Budget and Non-Capital & Capital Income) is projected to increase by \$1.05 million (0.71%) and Operating Expenses are projected to decrease by \$0.27 million (-0.28%), a net increase in Operating Surplus of \$1.33 million to \$50.33 million. This is an excellent result given the tight revenue base from which we are operating.

Council had budgeted to undertake \$45.77 million of capital works. This is projected to reduce by \$2.58 million. This will give a total capital works budget of \$43.19 million.

Base Budget

Base Budget Income is projected to increase by \$1.73 million to \$123.64 million, while Base Budget Expenses are increased by \$0.07 million to \$95.69 million, giving a net projected increase in the Base Budget Surplus of \$1.72 million (6.56%).

Non-Capital Budget

Non-Capital Expenses are projected to decrease by \$0.28 million to \$3.50 million, giving a net projected decrease in net Non-Capital Expenditure of \$0.25 million (-6.75%).

Capital Budget

Capital Income is projected to decrease by \$0.64 million to \$25.78 million, while Capital Expenses are projected to decrease by \$2.58 million to \$43.19 million, giving a net projected reduction in net Capital Expenditure of \$1.94 million.

Reserve Movements

The net movement of Reserves was budgeted to be a net transfer to reserves of \$4.32 million for works carried over plus funding other works. This is projected to have a net increase of \$3.90 million to reserves to a total of \$8.23 million transfer to reserves.

DRAFT Quarterly Review Report 1 April – 30 June 2018

Summary by Program – Net Financial Result

Period ended March 2018	Original Budget 2017/18 (\$'000)	Revised Budget (\$'000)	Proposed Changes (\$'000)	Projected Budget (\$'000)	Actual YTD (\$'000)	Budget YTD (\$'000)	% Variance
Catchment program	2,164	2,169		2,169	1,959	2,169	-9.7%
Centres and Neighbourhood program	3,576	3,156	0	3,156	3,223	3,156	2.1%
Community and Cultural program	2,976	2,985	0	2,985	2,322	2,985	-22.2%
Customer and Community Relations program	3,616	3,324		3,324	2,888	3,324	-13.1%
Economic Development program	339	325		325	306	325	-5.8%
Environmental program	625	659		659	512	659	-22.2%
Foreshore program	87	87	0	87	29	87	-66.1%
Governance and Civic program	3,939	3,971		3,971	3,801	3,971	-4.3%
Internal Corporate Services program	-37,870	-35,138		-35,138	-34,708	-35,138	-1.2%
Land Use Planning program	1,269	1,197		1,197	1,090	1,197	-8.9%
Library program	4,615	4,599		4,599	4,343	4,599	-5.6%
Open Space, Sport & Recreation program	8,817	8,758	0	8,758	8,130	8,758	-7.2%
Organisational Development program	252	267		267	243	267	-8.9%
Paths and Cycleways program	1,582	1,507		1,507	1,556	1,507	3.3%
Property Portfolio program	1,141	985	0	985	179	985	-81.8%
Regulatory program	-1,325	-2,480		-2,480	-4,399	-2,480	77.4%
Risk Management program	3,130	3,476		3,476	3,214	3,476	-7.5%
Roads program	569	552		552	653	552	18.2%
Strategic City program	128	128		128	164	128	28.2%
Traffic & Transport program	490	1,148		1,148	851	1,148	-25.9%
Waste and Recycling program	-1,128	-1,181	0	-1,181	-908	-1,181	-23.1%
GRAND TOTAL NET RESULT	-1,008	494	0	494	-4,551	494	-1,020.8%

Corporate Indicator Results - Quarter 4 2017-18

Insights

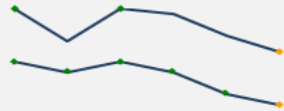
Customer Satisfaction

Annual Indicator

Customer requests

87%

Acknowledged within 10 working days
Jun-18



Inward Correspondence

88%

Acknowledged within 10 working days
Jun-18



Complaints

71%

5 of 7 complaints resolved within agreed timeframes
Jun-18



Income

+1%

Above YTD base budget approved income
Jun-18



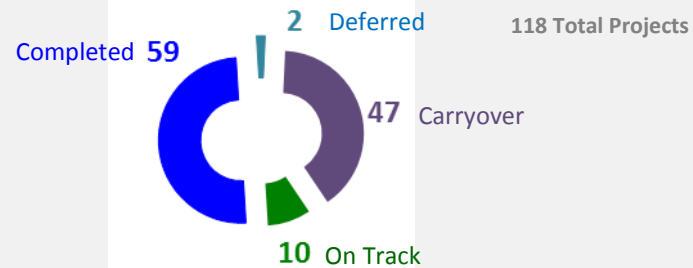
Expenditure

-1%

Below YTD base budget approved expenditure
Jun-18



Project Status at Jun-18



Lost Time Injuries

2

Lost time Injury during the Quarter
Jun-18

Women in Leadership

43%

Women in management positions
Jun-18

Audit Recommendations

92%

11 of 12 completed for the Quarter to Jun-18



Customer

87% of almost 10,000 customer requests and 88% of 8,653 correspondence actions were actioned within required timeframes.

Financials and Projects

Income and Expenditure – Good result.

Projects – Total of 47 Projects will have funds carried over into 2018/19. 25 of the 57 ongoing projects are noting issues to be resolved with time, cost or scope.

Organisation

Women in Leadership – 35% Target exceed in the 4th Quarter – now a total of 43% women in management positions.

Audit Recommendations – 11 of 12 recommendations were completed on time in the quarter. Plans are in place for completion of the outstanding recommendations.

Annual Corporate Indicator Results 2017-18

Insights

Customer

Customer Satisfaction - Decline in mean Satisfaction rating from 2013 to 2017 (3.58 → 3.38). City of Ryde satisfaction score now slightly below the NSW Metro benchmark of 3.45. There was a decline in the percentage of respondents selecting the top two satisfaction ratings from 59% in 2013 to 50% in 2017. Proportion of respondents “Not very satisfied” with council performance increased from 5% in 2013 to 11% in July 2017.

Financials and Projects

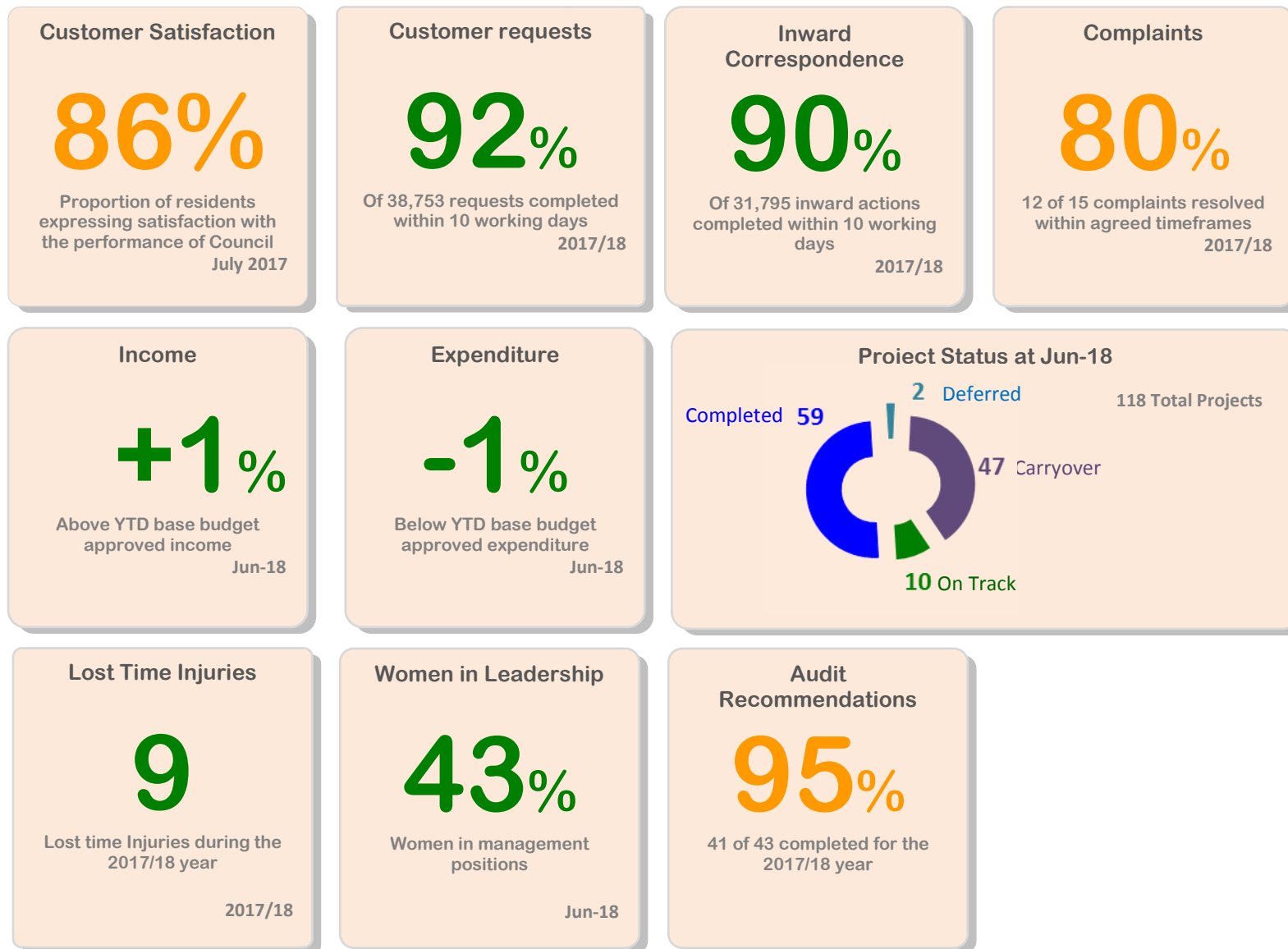
Income and Expenditure – Good result.

Projects – Total of 47 Projects will have funds carried over into 2018/19. 25 of the 57 ongoing projects are noting issues to be resolved with time, cost or scope.

Organisation

Women in Leadership – 35% Target exceed in the 4th Quarter. Council now has now a total of 43% women in management positions.

Audit Recommendations – 95% of audit recommendations were completed during the year. 2 will be completed in 2018/19. There were also 8 recommendations carried forward into 2017/18 which have now been completed.



City of Liveable Neighbourhoods

City of Wellbeing

City of Prosperity

City of Environmental Sensitivity

City of Connections

City of Harmony and Culture

City of Progressive Leadership

City of Liveable Neighbourhoods

A range of well-planned clean and safe neighbourhoods, and public spaces, designed with a strong sense of identity and place.

GOAL ONE

All residents enjoy living in clean, safe, friendly and vibrant neighbourhoods

STRATEGIES

To create welcoming neighbourhoods that are inviting, safe and enjoyable.
To support a variety of uses and activities in our neighbourhoods, which contribute to a desirable lifestyle.
To collaborate with our partners to increase social and recreational opportunities in our neighbourhoods.

GOAL TWO

Our community has a strong sense of identity in their neighbourhoods and are actively engaged in shaping them.

STRATEGIES

To plan and design our neighbourhoods in response to our community's needs, wants and sense of belonging.
To encourage and support local identity and character in our suburbs and neighbourhoods and protect our local heritage.

GOAL THREE

Our neighbourhoods thrive and grow through sustainable design, planning and regulation that support community needs.

STRATEGIES

To design our city to reflect the unique character, identity and housing needs of our community.
To pursue sustainable design and adopt best practice in the planning of our suburbs and neighbourhoods.
To create active public places and spaces through good planning and design.

Summary

Four projects now completed (**Gladesville Clock Tower Monument**, development of the **Affordable Housing Calculator**, the 2018/19 **Street Tree Planting Program** and the relocation of the Tramway Monument in the Ryde Town Centre to the Corner of Church Street and Balxland Road).

Five projects are proposed to be carried over into next financial year: (**Denistone East Bowling Club - Future Use**, **Neighbourhood Centre Renewal**, **Night Time Economy Implementation (Stage 1)**, the **Update Open Space Planning Master Plan** and the **Local Environmental Plan Review**).

2017/18 (\$'000)	Revised Budget	Proposed Changes	Projected Budget	Actual YTD	Budget YTD	% Variance
Base						
Income	-5,616		-5,616	-6,877	-5,616	22.5%
Expenditure	9,602		9,602	8,982	9,602	-6.5%
Total Base	3,987		3,987	2,105	3,987	-47.2%
Non-Capital						
Income						
Expenditure	423	-186	237	234	423	-44.8%
Total Non-Capital	423	-186	237	234	423	-44.8%
Capital						
Income						
Expenditure	447	-175	272	266	447	-40.3%
Total Capital	447	-175	272	266	447	-40.3%
Transfers from reserves	-961	360	-601	-554	-961	-42.4%
Transfers to Reserves	0	1	1	14	0	12,536.4%
Total Reserve Movements	-961	361	-600	-540	-961	-43.9%
Book Value of Assets						
Advances						
Loan Proceeds						
Loan Repayments						
Total Loan Proceeds						
Net Result for Outcome	3,895	0	3,895	2,065	3,895	-47.0%

Outcome: A City of Liveable Neighbourhoods

Performance Indicators 2017/18

Measure	Program	Target	Q4 Result	Status	Comments
% community satisfaction with graffiti removal	Centres and Neighbourhood Program	≥ 44%	52%	Annual Measure	Overall, 80% of the community expressed some level of satisfaction with graffiti removal.
# of food premises inspections, annually	Regulatory Program	≥ 850	406	Annual Measure	Achieved annual target = 904. Completed 406 food business inspections this quarter and another 104 inspection of food stalls, food vans and food trucks completed across all 4 quarters not previously counted.
Mean gross assessment time (in days)	Regulatory Program	< 95	93	On Track	
Mean gross determination time - commercial, retail, office	Regulatory Program	< 91	99	Annual Measure	Although not met for Q4, when considered over the year the team averaged 83 days which does meet the target.
Mean gross determination time – residential alts & adds	Regulatory Program	< 77	58	On Track	
Mean gross determination time – single new dwellings	Regulatory Program	< 105	82	On Track	
Mean no. of DAs per EFT	Regulatory Program	> 59	20	On Track	Annual result of 79.2 significantly exceeds the target of 59.
Total approved development value (in millions)	Regulatory Program	> 0	79	On Track	The final cumulative figure for 2017/18 is \$1.5B
Total no. of DAs determined	Regulatory Program	> 0	199	On Track	

Operational plan projects for 2017/18

Centres and Neighbourhoods Program	Time	Cost	Scope	Delivery date	Status	Approved budget	YTD Actual	Comments
Denistone East Bowling Club - Future Use	on track	action required	on track	2018-19 or later	Carryover	8,100	7,200	Site survey undertaken this quarter. Remaining funds will be carried over to the design and construction budget.
CF Gladesville Clocktower Monument Conservation	complete	complete	complete	Nov 2017	Completed	100,866	102,374	
Neighbourhood Centre Renewal	on track	on track	on track	2018-19 or later	Carryover	69,800	59,291	Detailed designs for Avon and Pittwater progressed in Q4. It is anticipated these will be finalized in Q1 and procurement/construction will follow as scheduled.
Night Time Economy Implementation (Stage 1)	action required	action required	action required	2018-19 or later	Carryover	400,000	214,654	RMS has indicated the proposed Meadowbank Site (the rail bridge) cannot be used at this time pending condition investigations and scheduling associated maintenance. Funds will be carried over to 18/19 and alternate options will be explored for delivery in 18/19. Trim Place, Anzac Park, and Eastwood Plaza, all benefited from lighting installations designed to activate public spaces and increase night time uses. The proposed works in Meadowbank were halted due to issues raised by RMS at the proposed location; alternatives are being explored for delivery in 18/19.
CF Ryde Town Centre Monuments	complete	complete	complete	Jul 2017	Completed	23,100	22,113	

Land Use Planning program									
CF	Affordable Housing Calculator	complete	complete	complete	Jun 2018	Completed	15,000	11,680	Planning Proposal, including proposed affordable housing provision rates, submitted to Department of Planning and awaiting their assessment.
	Local Environmental Plan Review	on track	on track	on track	2018-19 or later	Carryover	-	-	Following the delayed finalization of the Greater Sydney Commission's District Plan, funds were carried over to 18/19 in accordance with the anticipated schedule for the subsequent review. Council is working with the Department of Planning to confirm the scope and schedule associated with the Accelerated LEP funding available for the review.
Open Space, Sport & Recreation program									
CF	Street Tree Planting Program	complete	complete	complete	Jun 2018	Completed	88,447	82,685	
	Development of Parks Plans of Management	on track	action required	on track	2018-19 or later	Carryover	160,000	81,057	Will continue in 2018/19 as: Update Open Space Plans of Management and Site Masterplans

City of Wellbeing

A healthy and safe community, with all supported throughout their life by services, facilities and people.

GOAL ONE

Our residents are encouraged and supported to live healthy and active lives.

STRATEGIES

To offer a range of cultural, sport, recreational and leisure facilities to meet the needs of all.

To provide a variety of activities that encourage social interaction and stimulate every day wellbeing.

To collaborate with our partners to encourage more people to lead healthy and active lives locally.

GOAL TWO

All residents feel supported and cared for in their community through the provision of ample services and facilities.

STRATEGIES

To provide services and facilities that meets the needs and challenges of all our community, throughout the cycles of their life.

To collaborate with our partners to offer the whole community a range of quality services and facilities.

To influence decision makers to provide health and welfare services that meet the needs of all our community..

GOAL THREE

Residents feel secure and included in an environment where they can connect socially and are supported by their neighbours.

STRATEGIES

To encourage a healthy, happy, inclusive and active community where neighbours look out for each other.

To provide safe community spaces and places for people to meet and get to know each other.

Summary

Delivery of this outcome is progressing well.

Eight projects are completed and one project is noted as on track to be delivered as planned. The remaining 10 projects for this outcome have funds and actions to be carried over to the 2018/19 financial year. Eight of the carryover projects are multi-year projects that are experiencing issues related to their time, cost or scope.

2017/18 (\$'000)	Revised Budget	Proposed Changes	Projected Budget	Actual YTD	Budget YTD	% Variance
Base						
Income	-8,238		-8,238	-8,409	-8,238	2.1%
Expenditure	16,988		16,988	16,057	16,988	-5.5%
Total Base	8,751		8,751	7,649	8,751	-12.6%
Non-Capital						
Income						
Expenditure	412	68	480	180	412	-56.2%
Total Non-Capital	412	68	480	180	412	-56.2%
Capital						
Income	-360	325	-35	-49	-360	-86.3%
Expenditure	13,875	-2,941	10,934	10,979	13,875	-20.9%
Total Capital	13,514	-2,616	10,899	10,930	13,514	-19.1%
Transfers from reserves	-17,983	2,548	-15,435	-14,998	-17,983	-16.6%
Transfers to Reserves	4,617		4,617	4,449	4,617	-3.6%
Total Reserve Movements	-13,365	2,548	-10,818	-10,549	-13,365	-21.1%
Book Value of Assets						
Advances						
Loan Proceeds						
Loan Repayments	275		275	275	275	0.0%
Total Loan Proceeds	275		275	275	275	0.0%
Net Result for Outcome	9,587		9,587	8,486	9,587	-11.5%

Outcome: A City of Wellbeing

Performance Indicators 2017/18

Measure	Program	Target	Q4 Result	Status	Comments
No. of clients using the home modification service	Community and Cultural Program	≥ 250	29	Off Track	Annual result = 146. Council is still experiencing the effects of the shortages of industry Occupational Therapists to assess clients on the waiting list. In light of the issues being experienced with the shortage of Occupational Therapists, Community Services is exploring options and in discussion with Baptist Care with a view of providing HMMS services to Baptist Care clients within Ryde and Hunters Hill. Baptist care has a client base and in house occupational therapist - Should this negotiation prove successful it is more than likely that services would commence in the new financial year
% of program and policy initiatives demonstrating collaboration	Community and Cultural Program	= Baseline Year%	70%	On Track	
% capacity of leased halls booked (capacity based on 8 hour booking per day)	Community and Cultural Program	≥ 60%	75%	On Track	Annual result =76.8%
% capacity of leased meeting rooms booked (capacity based on 8 hour booking per day)	Community and Cultural Program	≥ 45%	58%	On Track	Annual result = 61%
% capacity of parks/fields booked (capacity based on 8 hour booking per day)	Open space, sport and recreation program	≥ 38%	45%	On Track	Annual result =39%
Number of participants in organised sport on Council's active open space areas	Open space, sport and recreation program	> 500,000	142,000	On Track	Annual result =523,000
% compliance - % compliance with pool water bacteriological criteria at the RALC	Open space, sport and recreation program	= 100%	100%	On Track	
Number of visitors to RALC	Open space, sport and recreation program	≥ 790,000	160,284	Off Track	Annual result = 737,957.Target missed by 7%

Operational plan projects for 2017/18

Property Portfolio program	Time	Cost	Scope	Delivery date	Status	Approved budget	YTD Actual	Comments
CF Community Buildings Renewal	on track	on track	on track	Jun 2018	Carryover	427,043	402,423	
Library program								
Community Buildings Renewals - Libraries	on track	on track	on track	Jun 2018	Carryover	60,000	72,351	\$27,649 carried forward into 2018/19.
Digital enhancement for Libraries	complete	complete	complete	Jun 2018	Completed	34,000	33,426	Project successfully completed
CF RFID equipment replacement	complete	complete	complete	Mar 2018	Completed	212,000	205,737	Project successfully completed
Traffic & Transport program								
Road Safety Plan	on track	on track	on track	July 2017	Completed	-	-	

Open Space, Sport & Recreation program		Time	Cost	Scope	Delivery date	Status	Approved budget	YTD Actual	Comments
CF	Construction of Skate Facilities within City of Ryde	on track	action required	on track	2018-19 or later	Carryover	522,001	204,273	Detailed construction plans in development. Construction scheduled Q1-3 18/19. Funds carried over into next years construction budget to align funding with the construction schedule.
	Development of the Olympic Park Strategic Plan and Master Plan	on track	on track	on track	July 2017	On Track	396,915	97,289	DRAFT Strategic plan to be presented to Executive Team and then Council in Q1 2018-19.
CF	Implementation of Children Play Plan	complete	complete	complete	Jan 2018	Completed	6,175	6,228	
	Implementation of Children Play Plan -P2 Macquarie Park, Waterloo Rd	complete	complete	complete	Jan 2018	Completed	279,624	286,659	
CF		action required	action required	action required	2018-19 or later	Carryover	1,500,000	-	Project to be carried over to allow the completion of negotiations with Property NSW for the purchase of the land. Initial scoping of the design is underway. It is anticipated that the design and the name of the park will be publically exhibited in 2018.
CF	Passive Parks Expansion and Improvement	action required	on track	on track	2018-19 or later	Carryover	719,253	630,691	Further consultation required for Dog Off Leash area in Denistone Park. Matter to be reported to Council in August 2018.
	Playground Renewal & Upgrade	action required	on track	on track	2018-19 or later	Carryover	1,494,471	1,281,167	Works on ELS Hall Park Playground scheduled to be completed Q1 in the 2018/19.
CF	RALC Asset Renewal	complete	complete	complete	June 2018	Completed	145,000	238,181	Asset Renewal program completed. Additional works undertaken for replacement of tiles in the lazy river section of the leisure pool.
	Shrimptons Creek Corridor Embellishment (Precinct Activation)	action required	on track	action required	2018-19 or later	Carryover	2,374,614	2,185,878	Works in Eleoura Reserve and Creek Rehabilitation complete. Design for Wilga Park complete and Tender process for construction works to occur in August 2018 with works expected to commence in Q2 2018/19. Construction scheduled to commence in October - Multi Year Project.
CF	Sportsfield Floodlighting Expansion	action required	on track	on track	2018-19 or later	Carryover	50,000	25,417	Contract awarded and works scheduled to be completed in Q1 2018/19.
	Sportsfield Floodlighting Renewal	complete	complete	complete	Apr 2018	Completed	334,693	332,836	
CF	Sportsfield Renewal & Upgrade	complete	complete	complete	Jun 2018	Completed	1,016,792	981,354	
CF	Sportsground Amenities Renewal & Upgrade	action required	on track	on track	2018-19 or later	Carryover	508,000	465,090	Design of Putney Park amenities delayed due to community opposition. Matter to be reported to Council in early 2019.
	Synthetic Playing Surfaces Expansion	action required	on track	on track	2018-19 or later	Carryover	3,496,331	2,934,640	Delivery of Shade structure to occur in Q1 2018/19.

City of Prosperity

Creating urban centres which champion business, innovation and technology to stimulate economic growth and local jobs.

GOAL ONE

Our Community and businesses across the city flourish and prosper in an environment of innovation progression and economic growth.

STRATEGIES

To create a strong economic direction, with incentives that encourages new and diverse business investment and opportunities.

To work with relevant partners to share our brand, provide facilities and services to attract and retain local business in our city.

To share growth, prosperity and opportunities across the whole community.

GOAL TWO

Our city is well-designed and planned to encourage new investment, local jobs and business opportunities.

STRATEGIES

To respond in our planning, now and in the future, to global and metropolitan trends.

To provide innovative and integrated solutions to locate jobs, transport and housing together, to reduce time and travel costs and improve amenity.

To design retailing places that encourage and attract a diversity of business opportunities and jobs.

GOAL THREE

Macquarie Park is recognised globally and locally as an innovative education and technology hub.

STRATEGIES

To brand, design and activate Macquarie Park as a distinctive, attractive and sustainable high technology centre of regional excellence.

To take a leadership role to improve movement to, from, through and within Macquarie Park.

To optimise and promote Macquarie Park's distinctive qualities, to attract and create new and ongoing investment, assisting business to contribute to the Ryde community.

Summary

Delivery of this outcome is progressing well.

Four projects are now complete (**Transport Management Association, Centres Activation Program (Town and Neighbourhood Centres), Economic Development Plan Implementation, Implementation-Macquarie Park Marketing Plan**).

Four projects will be carried over into next year as planned (**Town Centre Upgrade Renewal, West Ryde Plaza, Lachlan's Line - Community Facility, and Wireless Services and Smart Technologies Implementation in Macquarie Park**).

One project, **Multi Function Poles in Macquarie Park** is to be deferred until 2018-19 pending completion of the Bus Priority works by RMS.

2017/18 (\$'000)	Revised Budget	Proposed Changes	Projected Budget	Actual YTD	Budget YTD	% Variance
Base						
Income	-16		-16	-9	-16	-45.9%
Expenditure	1,380		1,380	1,320	1,380	-4.3%
Total Base	1,364		1,364	1,312	1,364	-3.8%
Non-Capital						
Income	-18		-18	-24	-18	33.6%
Expenditure	484	-41	443	411	484	-15.1%
Total Non-Capital	467	-41	425	388	467	-17.0%
Capital						
Income						
Expenditure	1,300	43	1,343	1,343	1,300	3.3%
Total Capital	1,300	43	1,343	1,343	1,300	3.3%
Transfers from reserves	-1,925	-2	-1,927	-1,857	-1,925	-3.5%
Transfers to Reserves				5		
Total Reserve Movements	-1,925	-2	-1,927	-1,852	-1,925	-3.8%
Book Value of Assets						
Advances						
Loan Proceeds						
Loan Repayments						
Total Load Proceeds						
Net Result for Outcome	1,205	0	1,205	1,190	1,205	-1.3%

Outcome: A City of Prosperity

Performance Indicators 2017/18

Measure	Program	Target	Result	Status	Comments
% community satisfaction with Council's supporting of local jobs and businesses	Economic Development Program	= Baseline Year	No Data	Annual Measure	
% Customers Satisfied with CoR's Business Workshops	Economic Development Program	≥ 90%	No Data	Annual Measure	

Operational plan projects for 2017/18

Centres and Neighbourhood program		Time	Cost	Scope	Delivery date	Status	Approved budget	YTD Actual	Comments
CF	Multi Function Poles in Macquarie Park	action required	action required	action required	2018-19 or later	Deferred	146,462	146,007	
CF	Town Centre Upgrade Renewal	on track	action required	on track	2018-19 or later	Carryover	801,655	760,748	Year 2 of 3 (construction of upgrades on Victoria Rd Gladesville east of Trim Pl) completed within budget. Remaining funds carried over for the design and construction of an upgraded connection between Trim Pl and Coulter St. The design was progressed in Q4, including consultation with key stakeholders and a safety audit of the proposed works. It is anticipated the final year of works will proceed as scheduled.
CF	Transport Management Association West Ryde Plaza	complete	on track	complete	June 2018	Complete	100,000	100,000	
CF		on track	action required	on track	June 2018	Carryover	351,415	435,782	Tender evaluation scheduled in Q1 18/19 with construction to follow. Works are anticipated to be complete in early 2019.
Community and Cultural program									
CF	Macquarie-Ryde Futures - PhD - Housing and Community Development (Macquarie Park)	on track	on track	on track	2018-19 or later	On Track	15,000	15,000	
Economic Development program									
	Centres Activation Program (Town and Neighbourhood Centres)	complete	complete	complete	Jun 2018	Completed	141,800	119,821	Works commenced on the Gateway signage project, which seeks to update Council's LGA sign markers. A Councillor workshop is currently proposed for November 2018 and background information on previous gateway sign proposals has been compiled and an audit of current gateway signs completed. Staff are currently developing options to present to Councillors. The Centres Activation Program included delivery of Street Libraries and other embellishments in our Neighborhood Centres. It also included the Food Truck Trial. This year's works were completed within budget.
		Time	Cost	Scope	Delivery date	Q2 Status	Approved budget	YTD Actual	Comments

	Economic Development Plan Implementation	complete	complete	complete	Jun 2018	Completed	40,000	31,852	25 business continued their involvement with Council's SME Business Advisory program. 14 West Ryde businesses attended our Shop Shapers program and grant funding has been allocated to help these businesses achieve the improvement strategies they developed.
	Implementation-Macq Park Marketing Plan	complete	complete	complete	Jun 2018	Completed	75,000	72,591	Scoping and procurement has been completed for the scheduled review and update of the Macquarie Park Marketing Plan. Council has also successfully confirmed that Australia's first "Venture Café" will be located in Macquarie Park. Venture Café is an organization that fosters networking and collaboration of innovative corporations. They will provide engagement opportunities to businesses Sydney-wide, encouraging business to collaborate in Macquarie Park and showcasing it's community of innovators. Council also held a Women in Small Business Event, co-funded by NSW Family & Community Services - Investing in Women program. Over 100 people registered for the event which included workshops on starting a business, home based business, and marketing for growth.
	Land Use Planning program								
CF	Macquarie-Ryde Futures - PhD - Social Inclusion and building resilience	on track	on track	on track	2018-19 or later	On Track	15,000	15,000	This is a multi year project. The PhD candidate has been appointed, ethics approval has been obtained and 2 briefings on the progress have been held with the project team and the Social Inclusion Advisory Committee to date. The data collection phase for the project is currently underway with a completion date of Dec 2018 for this phase. It is anticipated that the PhD project will be completed in the financial year 2019-20.
	Strategic City program								
CF	Lachlan's Line - Community Facility	on track	action required	on track	2018-19 or later	Carryover	70,000	33,982	The developer has agreed to meet Council's design specifications, however there are a number of technical/service specifications that are yet to be confirmed. It is anticipated that a detailed design will be provided in Q1 for staff to review, to confirm compliance with the adopted brief. \$36,108 will be carried forward into 2018/19.
	Wireless Services and Smart Technologies Implementation in Macquarie Park	on track	action required	on track	2018-19 or later	Carryover	10,000	4,540	

City of Environmental Sensitivity

Working together as a community to protect and enhance our natural and built environments for the future.

GOAL ONE

Our residents, businesses and visitors collaborate in the protection and enhancement of our natural environment.

STRATEGIES

To raise awareness in our community on the future challenges to our natural environment and the actions required to mitigate them.

To actively collaborate with our community and businesses to care for and enhance our environment.

To provide incentives which encourage all to enhance, preserve and protect our natural ecosystems.

GOAL TWO

To encourage and enable all our residents to live a more environmentally sensitive life.

STRATEGIES

To collaborate with relevant partners to facilitate simple and flexible planning controls, to encourage our community to embrace sustainable development.

To promote and offer education on the benefits and savings that can be achieved by supporting sustainable lifestyles.

GOAL THREE

As we grow, we protect and enhance the natural and built environments for future enjoyment and manage any impacts of climate change.

STRATEGIES

To lead by example and demonstrate environmental sensitivity in all that we do.

To work collaboratively with neighbouring councils to develop measures to protect our natural environment and bio-diversity.

To take a leadership role and enhance our capacity to manage any impact of climate change and protect our community.

Summary

Overall delivery of this outcome is progressing well.

12 projects are flagged to carry over funds and actions into 2018/19. The remaining eight projects are now completed.

2017/18 (\$'000)	Revised Budget	Proposed Changes	Projected Budget	Actual YTD	Budget YTD	% Variance
Base						
Income	-22,591		-22,591	-23,103	-22,591	2.3%
Expenditure	23,699	7	23,706	22,184	23,699	-6.4%
Total Base	1,108	7	1,115	-919	1,108	-182.9%
Non-Capital						
Income	-67	35	-32	-32	-67	-52.5%
Expenditure	669	-62	607	508	669	-24.0%
Total Non-Capital	602	-27	575	477	602	-20.9%
Capital						
Income	-1,125	65	-1,060	-1,060	-1,125	-5.8%
Expenditure	5,713	-407	5,305	5,168	5,713	-9.5%
Total Capital	4,587	-342	4,245	4,108	4,587	-10.5%
Transfers from reserves	-23,075	-640	-23,715	-21,989	-23,075	-4.7%
Transfers to Reserves	19,978	1,002	20,980	21,397	19,978	7.1%
Total Reserve Movements	-3,098	362	-2,735	-592	-3,098	-80.9%
Book Value of Assets						
Advances						
Loan Proceeds						
Loan Repayments						
Total Loan Proceeds						
Net Result for Outcome	3,200	0	3,200	3,074	3,200	-4.0%

Outcome: A City of Environmental Sensitivity

Performance Indicators 2017/18

Measure	Program	Target	Result	Status	Comments
% community satisfaction with environmental education programs	Environmental Program	≥ 46%	85%	Annual Measure	Results across 8 events
% community satisfaction with protecting the natural environment	Open space, sport and recreation program	≥ 66%	80%	Annual Measure	
% change in energy consumption for all of Council facilities measured against 2003/04 baseline year	Environmental Program	≤ 5%	2.6% increase	Annual Measure	
Total cumulative Equivalent Tonnes CO2 saved across organisation from all actions undertaken since 2003/04	Environmental Program	≥ 400	1,320	Annual Measure	Cumulative on-going savings of greenhouse gas emissions saved from Council action is 1,320 tons
% reduction in water used - all facilities below 2003/04 base year (shared with Operations)	Environmental Program	≥ 10%	27	Annual Measure	Significant increase up to 40,381kL in water usage across several facilities of Council in 1 year. Some 45 assets have seen increases totalling greater than 30% compared to last year. The biggest contributor to this increase was Grounds Maintenance which represented an 81% increase on last year consumption - specifically Eastwood Oval up 25%, Morrison Bay Park up 10% and Brush Farm Park up 7% and Pioneer Park up 5%. 13 other parks averaged 3% increases across each park.
% customer satisfaction with CoR's waste management and recycling service for business	Waste and Recycling Program	= Baseline Year	92%	Annual Measure	% external customers satisfied with domestic waste and recycling service requests
% tonnes of recycling from all domestic waste services	Waste and Recycling Program	≥ 48%	44	On Track	
% of stormwater assets that are condition level 4 or better	Catchment Program	≥ 99%	99%	On Track	

Operational plan projects for 2017/18

Catchment program	Time	Cost	Scope	Delivery date	Status	Approved budget	YTD Actual	Comments
Ann Thorn Park Catchment Works	on track	on track	on track	2018-19 or later	Carryover	350,000	239,428	Delays due to court proceedings impacted the upstream infrastructure. Multi-year project. Construction works will commenced in early June and will continue into new financial year.
Shepherds Bay Outlet	action required	on track	on track	2018-19 or later	Carryover	30,000	30,000	Delay in design due to court proceedings. Anticipated completion of design and review by public authorities in first quarter of 2018/19 FY.
CF Stormwater Asset Replacement Renewal	action required	on track	on track	2018-19 or later	Carryover	2,497,000	2,382,484	Blenheim Road project to be carried overdue to utility relocation and redesign. Anticipated to be completed first quarter of 2018/19 FY.
CF Stormwater Improvement Works Renewal	on track	on track	on track	Jun 2018	Carryover	1,160,138	1,191,570	This project has \$28,235 funds carried over into 2018/19
146 Bowden St Trunk Drainage	on track	on track	on track	2018-19 or later	Carryover	\$100,000	\$36,600	A carryover for this project was approved in the March Quarterly Review. Further adjustment to the carryover is included in this review.

Foreshore program	Time	Cost	Scope	Delivery date	Status	Approved budget	YTD Actual	Comments
Bennelong Park Groyne and Foreshore Improvement Project	on track	on track	on track	Jun 2018	Carryover	70,000	49,136	<p>This is a 2 year project. Carry over flagged for unspent grant money for Stage 3 work. Completed Desktop Hydrological Analysis Stage 1 this year and finalising completion of Stage 3 early next year. Stage 2 to follow dependent on further instructions from RMS who are grant funding whole design works. RMS had initially proposed to fully fund for Council to construct Groynes (after completion of designs) however they have now advised they will construct Groynes. Council will therefore complete its commitments after Stages 1-3. Project status has now been changed to 75% and Quarter 2 adjustment will be made next year to reflect change of scope arising from RMS decision.</p> <p>Analysis Stage 1 completed and Design Stages 2 and 3 are due for completion in Quarter 2 next year. RMS are fully funding designs being managed by Council. RMS had initially proposed that Council construct the groynes and that they would fully fund Council costs to construct the groynes. RMS have now proposed that they will construct the Groynes next year. Appropriate adjustments will now be made to next year's delivery plan.</p>

Environmental program	Time	Cost	Scope	Delivery date	Status	Approved budget	YTD Actual	Comments
RALC Multi-Purpose Centre - Solar	on track	on track	on track	May 2018	Carryover	670,779	495,941	<p>Project completion has been delayed. SOLGEN have lost project manager for this project and allocation of experienced has been delayed. Final completion of project has now been delayed 6 months. Work outstanding includes LGC Registration, electrical board works and synchronisation, commissioning of control systems, witness exception by AUSGRID and then handover.</p> <p>Project completion has been unavoidably delayed by 6 months to enable Consultant recruitment of a suitably experienced project manager, following resignation of their primary project manager. Project is at a very advanced stage with electrical board installation, Ausgrid approval, Registration of and Accounting for Large- Scale Generation Certificates (LGC), commissioning and hand-over remaining main areas of work to be completed. Unexpended budget has therefore been carried over to enable project completion.</p>
CF								
SWAP_ Waste - to - Art	on track	on track	on track	2018-19 or later	Completed	32,000	26,217	<p>Completed 2017 SWAP. Exhibition and Awards night In September 2017. Consultant procured for 2018. 4 workshops held this quarter. This project bridges financial years. Exhibition and Awards Night again scheduled in September 2018. Milestones for 2017/18 have been fully met.</p>

								Successful exhibition and awards night for 2017 SWAP was held in September 2017 as per program. This project normally bridges financial years. The 2018 SWAP curator has now been engaged and 4 community workshops have been held for this year's exhibition and prize. Project details have been completed for this year's SWAP and the exhibition and awards are again scheduled to take place in September 2018. All key milestones scheduled for completion in 2017/18 have been done.
	on track	on track	on track	2018-19 or later	Carryover	43,554	13,900	
	on track	on track	on track	2018-19 or later	Carryover	66,500	3,861	
Open Space, Sport & Recreation program								
CF	complete	complete	complete	Jun 2018	Completed	43,341	39,598	
	on track	on track	on track	Jun 2018	Carryover	90,000	118,490	13 interpretive signs installed across 5 parks, completed autumn flora and fauna study of selected natural area parks and reserves, prepared draft planting guide and reviewed site management strategies for bushcare volunteers and completed corridor planting expansion in Tuckwell, Brush Farm Park , Dennistone, Forsyth and Bronhill Ave. Substantially completed this year's scheduled program of works from Ryde Biodiversity Plan Implementation Plan, with some outstanding items. The unexpended project funding amount has been carried forward and will be added to next year's allocated budget to complete unfinished work.
CF	on track	on track	on track	2018-19 or later	Carryover	201,377	191,586	Tender has now been awarded after initial delays. Northern end commencement of Stage 1 track works delivering 3 bridge structures and 2 boardwalks have commenced but not yet finished. Carry-over of unexpended project budget is required to enable completion of this year's planned track works, without any increase of overall project budget This is a 4 multi-year project, with 2 years left to run. Initial delays in procuring contractor have delayed completion of this year's Stage 1 construction works. Stage 1 track works include construction of 3 bridges structures and 2 boardwalks. This stage was funded for completion this year but was only partly completed. Carry over of unexpended budget from this year is proposed to add to next year's project budget to complete required works, without any increase to the approved budget.
Waste and Recycling program								
	complete	complete	complete	2018-19	Completed	196,891	196,891	
	complete	complete	complete	Jun 2018	Completed	75,000	61,177	Completed 125 home assessments in Ryde this year that have successfully focussed on lowering household consumption in

								areas of water, waste and energy. The program is growing in popularity and the number of annual audits that can be completed are now a capacity for the resources that are available for this program.	
CF	Illegal Dumping Surveillance & Reduciton	complete	complete	complete	June 2018	Completed	35,395	30,195	
	Managing Waste Reduction in Multi Unit Dwellings	on track	on track	on track	2018-19 or later	Carryover	115,000	47,896	Stage 1 of project works has been completed in 17/18. Stage 2 of the project has commenced with new funding from EPA. Project funds to be carried over to be delivered by December 2018, in line with grant conditions.
CF	Mobile Problem Waste Recycling Stations	on track	on track	on track	Jun 2018	Completed	14,599	8,154	
	Old Landfill Sites Subsidence Program Renewal	complete	complete	complete	Feb 2018	Completed	290,000	290,394	
	Porters Creek Precinct	complete	complete	complete	June 2018	Completed	300,000	220,229	2017/18 scope of project has been completed.

City of Connections

Access and connection to, from and within the City of Ryde. Providing safe, reliable and affordable public and private travel, transport and communication infrastructure.

GOAL ONE

Our residents, visitors and workers are able to easily and safely travel on public transport to, from and within the City of Ryde

STRATEGIES

To improve transport connections between our centres, neighbourhoods and workplaces, that are accessible and safe.

To collaborate with relevant parties to maintain and develop better transport options that are convenient, safe, affordable and sustainable.

To encourage the use of environmentally friendly transport options..

GOAL TWO

Our community has the option to safely and conveniently drive, park, cycle or walk around their city.

STRATEGIES

To improve connectivity between and accessibility to our suburbs, centres, open spaces and places.

To improve car parking options in our busiest centres.

To influence decision makers so they respond to our major road, cycle and pathway needs.

GOAL THREE

Our residents, visitors, workers and businesses are able to communicate locally and globally..

STRATEGIES

To create publicly available spaces that offer access to communication technologies.

To create a WiFi City that offers our community accessible and flexible communication.

To collaborate with others to provide emerging communication technology in our city.

Summary

Delivery of this outcome is progressing well.

19 projects are completed.

Six projects are proposed to be carried over into next financial year. **Cycleways Construction – Expansion** was scheduled to be completed during 2018/19, but remaining work in stage 1 will now be completed in 2018/19.

2017/18 (\$'000)	Revised Budget	Proposed Changes	Projected Budget	Actual YTD	Budget YTD	% Variance
Base						
Income	-9,392.86	-466.18	-9,859.04	-10,046.08	-9,392.86	7.0%
Expenditure	11,239		11,239	10,824	11,239	-4%
Total Base	1,846	-466	1,380	778	1,846	-58%
Non-Capital						
Income	-25		-25	-5	-25	-79%
Expenditure	105	59	164	120	105	14%
Total Non-Capital	80	59	139	114	80	43%
Capital						
Income	-24,919	251	-24,668	-27,339	-24,919	10%
Expenditure	18,242	1,303	19,546	19,175	18,242	5%
Total Capital	-6,677	1,554	-5,122	-8,164	-6,677	22%
Transfers from reserves	-15,868	-1,613	-17,481	-17,123	-15,868	8%
Transfers to Reserves	21,944	466	22,410	25,165	21,944	15%
Total Reserve Movements	6,076	-1,147	4,929	8,041	6,076	32%
Book Value of Assets						
Advances						
Loan Proceeds						
Loan Repayments						
Total Loan Proceeds						
Net Result for Outcome	1,325	0	1,325	770	1,325	-42%

Outcome: A City of Connections

Performance Indicators 2017/18

Measure	Program	Target	Q4 Result	Status	Comments
# Shop Ryder passengers transported, annually	Traffic & Transport Program	> 38,000	14,223	Annual Measure	Annual result = 48,705 passengers transported.
% Customers Satisfied with CoR's Top Ryder Community Bus Service	Traffic & Transport Program	≥ 95.00%	96%	Annual Measure	Survey conducted in April 2018 89% satisfied based on Customer Survey data
% of paths and cycleways that are condition 4 or better	Paths and Cycleways Program	≥ 99.00%	99%	On Track	
% of Seawalls that are condition level 4 or better	Foreshore Program	≥ 95.00%	100%	On Track	

Operational plan projects for 2017/18

Centres and Neighbourhood program	Time	Cost	Scope	Delivery date	Status	Approved budget	YTD Actual	Comments
CF Ped Access & Mobility Plan - Macquarie Park	complete	complete	complete	October 2017	Completed	80,361	79,634	Completed - carry over from last year completed 1st quarter this year
Foreshore program								
CF Seawalls/Retaining Walls Refurbishment	on track	on track	on track	2018-19 or later	Carryover	1,491,384	1,362,339	Latent conditions have warranted additional geotechnical supports to be installed. A redesign of the footings has been required. Increased in scope and delay in time. To be completed in the first quarter of the 18/19 FY.
Internal Corporate Services program								
CF Integrated Field Connectivity	complete	complete	complete	Jun 2018	Completed	23,688	25,567	
Paths and Cycleways program								
Cycleways Construction - Expansion	action required	action required	on track	May 2018	Carryover	1,098,522	1,102,676	Stage 1 works almost complete, hampered by "wet" weather. Stage 2 works will commence in 2018/19 as extensive consultation is required with respect to tree removal. Remainder of Stage 1 works to be completed in 2018/19. Stage 2 to be undertaken in 2018/19
Footpath Construction Expansion	on track	on track	on track	Jun 2018	Carryover	942,000	954,453	A carryover for this project was approved in the March Quarterly Review. Further adjustment to the carryover is included in this review. This project has \$109,547 funds carried over into 2018/19
Footpath Construction Renewal	complete	complete	complete	Jun 2018	Completed	750,000	859,044	
Roads Program								
Bridge Upgrade / Renewal	complete	complete	complete	Jun 2018	Completed	140,239	144,230	
Flood Mitigation/Constitution Road Upgrade	action required	on track	on track	2018-19 or later	On Track	700,000	519,388	Multi Year project. Various designs are still in progress. Final scope of works are dependent on adjoining developments.

	Time	Cost	Scope	Delivery date	Status	Approved budget	YTD Actual	Comments	
Heavy Patching	complete	complete	complete	Apr 2018	Completed	273,180	289,198		
ITS Implementation	complete	complete	complete	May 2018	Completed	150,000	128,632		
Road Kerb Renewal	on track	on track	on track	Jun 2018	Carryover	3,144,850	3,950,217	A carryover for this project was approved in the March Quarterly Review. Further adjustment to the carryover is included in this review. This project has \$48,632 funds carried over into 2018/19	
Road Resurfacing Renewal	complete	complete	complete	Jun 2018	Completed	5,575,739	6,122,905		
Traffic & Transport program		Time	Cost	Scope	Delivery date	Status	Approved budget	YTD Actual	Comments
CF	Bus Shelters - new	complete	complete	complete	Jun 2018	Completed	90,000	89,849	
	Bus Stop DDA compliance	complete	complete	complete	Jun 2018	Completed	165,500	186,270	
CF	Bus Stop Seats - new	complete	complete	complete	Jan 2018	Completed	35,800	34,370	
	Car Park Renewal	complete	complete	complete	Jun 2018	Completed	425,000	419,660	
CF	Centre Pedestrian Accessibility & Mobility Plans for Ryde	complete	complete	complete	Apr 2018	Completed	48,829	24,155	West Ryde and Meadowbank Station West PAMPS completed this year and adopted by Council in April 2018. RMS have extinguished grant.
CF	Constitution/Railway Rd, Meadowbank TCS	on track	on track	on track	Apr 2018	Completed	750,000	752,223	
	Devlin Street Traffic Update - RMS Pinch Point Program	on track	on track	on track	2018-19 or later	On Track	36,000	16,514	Construction of the Devlin Street pinch point improvements by Roads and Maritime Services is scheduled to commence in July 2019.
CF	Eastwood Traffic & Parking Study	action required	on track	on track	2018-19 or later	Carryover	20,000	78,891	Model development progressing, eastern side parking analysis nearing completion. Further modelling and options testing to be undertaken in 2018/19 for completion by end of Q1. Further modelling to be undertaken in 2018/19. Anticipate final draft report to be tabled at the end of Q1.
	Eastwood Transport Management and Access Plan 2008	on track	action required	on track	February 2018	Completed	150,000	158,077	
	PAMP Implementation Works - Central, East and West Wards	complete	complete	complete	Jun 2018	Completed	287,091	276,902	8 PAMP treatments completed this quarter - 18 PAMP treatments including new line-marking, new and realigned kerb ramps, new medium island crossing infill and pedestrian refuges, new footpaths and some footpath finishing and repairs completed across Ryde this year.
	Pedestrian Infrastructure Safety Around Schools Program	on track	on track	on track	Jun 2018	Completed	910,000	818,703	
	Road Safety Upgrades and Improvement	on track	on track	on track	May 2018	Completed	50,000	41,396	
	Roundabout Monash/Buffalo Roads	on track	on track	on track	Jun 2018	Completed	170,000	60,312	
	Traffic Calming Devices	on track	on track	on track	Apr 2018	Carryover	465,000	465,533	A carryover for this project was approved in the March Quarterly Review. Further adjustment to the carryover is included in this review. This project has \$99,467 funds carried over into 2018/19
	Traffic Facilities Renewal	on track	on track	on track	Jun 2018	Completed	374,000	333,189	

City of Harmony and Culture

A welcoming and diverse community, celebrating our similarities and differences, in a vibrant city of culture and learning.

GOAL ONE

Our residents are proud of their diverse community, celebrating their similarities and differences.

STRATEGIES

To provide activities and opportunities for people to share and celebrate their unique cultures.

To bring people together in their local neighbourhoods to encourage connection and belonging.

To create a distinct local identity built on our city's character and cultural heritage.

GOAL TWO

People living in and visiting our city have access to an inclusive and diverse range of vibrant community and cultural places and spaces.

STRATEGIES

To create and activate diverse cultural spaces and places for people to come together.

To support opportunities for creative industries to flourish in our city.

To collaborate and work with relevant parties to enhance the community's capacity to deliver and enjoy cultural activities.

GOAL THREE

Our community is able to learn and grow through a wealth of art, culture and lifelong learning opportunities.

STRATEGIES

To collaborate with relevant partners to develop and deliver education and lifelong learning opportunities in our city.

To provide a diversity of art, heritage, cultural and learning activities and opportunities in our city.

Summary

Delivery of this outcome is progressing well.

Four projects are now completed and two multi-year projects are progressing as planned.

The **Art Project** will be carried over as projects coming through the Arts Committee will not be implemented until the next financial year.

The Macquaire Library and Creativity Hub Design is planned to be completed in Q1 of 2018/19.

2017/18 (\$'000)	Revised Budget	Proposed Changes	Projected Budget	Actual YTD	Budget YTD	% Variance
Base						
Income	-1,326		-1,326	-1,395	-1,326	5.2%
Expenditure	5,738		5,738	5,536	5,738	-3.5%
Total Base	4,412		4,412	4,141	4,412	-6.2%
Non-Capital						
Income	-30		-30	-19	-30	-37.1%
Expenditure	268	-34	235	216	268	-19.4%
Total Non-Capital	238	-34	205	197	238	-17.1%
Capital						
Income	-11		-11	-11	-11	0.0%
Expenditure	600		600	573	600	-4.5%
Total Capital	589		589	562	589	-4.6%
Transfers from reserves	-679	14	-665	-657	-679	-3.2%
Transfers to Reserves	261	20	281	290	261	11.0%
Total Reserve Movements	-417	34	-384	-367	-417	-12.0%
Book Value of Assets						
Advances						
Loan Proceeds						
Loan Repayments						
Total Loan Proceeds						
Net Result for Outcome	4,823	0	4,823	4,533	4,823	-6.0%

Outcome: A City of Harmony and Culture

Performance Indicators 2017/18

Measure	Program	Target	Result	Status	Comments
% community satisfaction with community events and festivals	Community and Cultural Program	≥ 73.00%	60%	Annual Measure	Biennial Measure - Community Perception Survey result - no longer reported on Customer satisfaction survey Results: 93 % participant satisfaction at targeted events – various events 95 % participant satisfaction at targeted events – Granny Smith Festival
% community satisfaction with library services	Library Program	≥ 86.00%	84%	Annual Measure	Very high levels of satisfaction with libraries with 98% of respondents expressing some level of satisfaction with Libraries.
% external customers satisfied with the quality of the service	Library Program	≥ 90.00%	97%	Annual Measure	
% of Community Buildings that are condition level 4 or better	Community and Cultural Program	= Baseline Year%	100%	Annual Measure	All Council Community Buildings satisfy this criterion.
Number of library loans per capita	Library Program	≥ 7.20	Q4 result = 2	Annual Measure	Full year actual of 6.9. Reasonable result that is slightly below target.
Number of visits to the libraries annually	Library Program	≥ 960,000.00	258,657	Annual Measure	Full year result of 1,025,597. Excellent result exceeding annual target

Operational plan projects for 2017/18

Community and Cultural program	Time	Cost	Scope	Delivery date	Status	Approved budget	YTD Actual	Comments
CF 2017 NSW Youth Council Conference	complete	complete	complete	September 2017	Completed	99,091	85,687	
CF Art Project	action required	action required	action required	2018-19 or later	Carryover	20,100	66	Concept to be presented to the next Arts Advisory Committee Meeting dated 13 August 2018.
CF Ryde Remembers - ANZAC	on track	on track	on track	2018-19 or later	On Track	4,078	4,200	Last event will occur on 11 November 2018.
Ryde Youth Theatre Group	on track	on track	on track	2018-19 or later	On Track	75,000	79,227	This is a multi year project. A report to Council with the mid term evaluation of the funding will be submitted in October 2019. The project is well on track and the performances are well attended. Background work is being done to seek additional funding from outside sources including the Youth Opportunities Grant program.
Land Use Planning program								
Heritage Grants Scheme	complete	complete	complete	Jun 2018	Completed	20,000	10,823	In response to the fewer than anticipated applications under the program this year, Council will be expanding it's promotion of the grants to include an event/information session where Heritage property owners can hear more about how to access the grant, and also to foster the heritage owner community and to provide networking opportunities.
Macquaire Library and Creativity Hub Design	on track	on track	on track	2018-19 or later	Carryover	50,000	36,291	It is anticipated that the design for the cold shell space to be provided under the adopted brief will be finalized in Q1 of 18/19.

Library program							
Library Books	complete	complete	complete	Jun 2018	Completed	487,190	479,566
Online Interactive Newspaper	complete	complete	complete	Jun 2018	Completed	90,000	70,564
Reading Desks							

City of Progressive Leadership

A well led and managed city, supported by ethical organisations which deliver projects and services to the community by listening, advocating and responding to their needs.

GOAL ONE

Our city is well led and managed.

STRATEGIES

- To lead, govern and regulate in an ethical, equitable, transparent and accountable way.
- To be responsive to the changing needs of our community.
- To unite decision makers to deliver.

GOAL TWO

The City of Ryde will deliver value for money services for our community and our customers.

STRATEGIES

- To optimise value for money and deliver responsible spending across all of our services.
- To provide our customers with a continuously improving best practice service.
- To use knowledge and foresight to strategically plan and deliver services to meet the changing needs of our city.

GOAL THREE

Our residents trust their council, feel well informed, heard, valued and involved in the future of their city

STRATEGIES

- To make our community aware of things happening in their city that impact on their daily lives.
- To engage and consult with the whole community to ensure they have a voice, and that feedback is captured and considered.
- To deliver a brand identity for our city that engages the community and promotes its positive attributes and direction.

Summary

All projects for the Progressive Leadership Outcome are generally on track to be delivered as planned.

12 projects are now completed. The review of **Strategic Asset Management Capability** is also complete, but it needs to settle final accounts before it can be finalised.

Eight projects are being carried over into 2018/19.

Council's preparation of its Community Strategic Plan 2028 is now finalised with the new plan and Council's 4 Year delivery Plan (2018/22) and One Year Operational Plan (2018/19) adopted by Council on 26 July.

2017/18 (\$'000)	Revised Budget	Proposed Changes	Projected Budget	Actual YTD	Budget YTD	% Variance
Base						
Income	-74,731	-1,260	-75,992	-78,454	-74,731	5.0%
Expenditure	27,948		27,948	26,891	27,948	-3.8%
Total Base	-46,783	-1,260	-48,043	-51,563	-46,783	10.2%
Non-Capital						
Income				0		
Expenditure	1,422	-84	1,338	1,053	1,422	-25.9%
Total Non-Capital	1,422	-84	1,338	1,053	1,422	-25.9%
Capital						
Income				-655		
Expenditure	5,591	-403	5,188	5,089	5,591	-9.0%
Total Capital	5,591	-403	5,188	4,435	5,591	-20.7%
Transfers from reserves	-15,514	487	-15,027	-14,812	-15,514	-4.5%
Transfers to Reserves	33,528	1,260	34,788	38,127	33,528	13.7%
Total Reserve Movements	18,013	1,747	19,761	23,316	18,013	29.4%
Book Value of Assets	-1,259		-1,259	-1,633	-1,259	29.7%
Advances						
Loan Proceeds	-250		-250		-250	-100.0%
Loan Repayments	639		639	614	639	-3.9%
Total Loan Proceeds	-870		-870	-1,019	-870	17.1%
Net Result for Outcome	-22,627		-22,627	-23,779	-22,627	5.1%

Outcome: A City of Progressive Leadership

Performance Indicators 2017/18

Measure	Program	Target	Result	Status	Comments
% customer satisfaction with the service provided at the Customer Service Centre	Customer and Community Relations Program	≥ 80.00%	92%	Annual Measure	
% of Calls to the Customer Call Centre Resolved at the first point of contact	Customer and Community Relations Program	≥ 85%	79%	Off Track	Customer Service Team had 2 new staff members training in the call centre within this quarter. Influx of enquiries due to State Govt. Legislation change caused an increase in calls transferred to Development Advisors.
% of Councillor requests responded to within agreed service standard	Governance and Civic Program	≥ 85%	70%	Off Track	This is an organisation wide measure and the Risk, Audit and Governance department plays the role of a post office in coordinating requests and obtaining responses from the organisation
Number of known breaches of statutory / council policy requirements	Governance and Civic Program	≤ 0	0	On Track	There have been no known breaches of Council policy or statutory requirements this quarter
% of allocated annual capital works program completed (annually)	Internal Corporate Services Program	≤ 85%	96%	On Track	Resulting from IMS Data and does not include 2016/17 carryover projects
% return on investment over the standard investment benchmark (i.e. Bank Bill Swap Reference Rate (Australian financial market) - BBSW)	Internal Corporate Services Program	≥ 0.85%	1%	On Track	Interest returns on investment continue to perform favourably against benchmark.
% of project milestones met on time	Organisational development program	≥ 90%	91%	On Track	
Occupancy of commercial properties (income generating) over 12 months	Property Portfolio Program	> 75%	100%	On Track	
% of Councillor satisfaction (Average or better response) with the quality of responses provided by the Help Desk	Governance and Civic Program	≥ 80.00%	No Data	Annual Measure	There is a Councillor workshop scheduled for 14 August to discuss the protocols, processes, volumes and interactions of Councillors with the help desk. This will be an opportunity for a two way feedback process (for Councillors and relevant staff)
% of Council's plant that meet the Euro4 emission standards	Internal Corporate Services program	≥ 95.00%	100%	On Track	
% Council's fleet cars to meet 3.5 green star rating	Internal Corporate Services Program	≥ 95.00%	100%	On Track	

Operational plan projects for 2017/18

Customer and Community Relations program		Time	Cost	Scope	Delivery date	Status	Approved budget	YTD Actual	Comments
	Community Forums	complete	complete	complete	Dec 2017	Completed	30,000	32,160	0
CF	Events Strategy	on track	on track	on track	Jun 2018	On Track	41,733	-	Events Strategy to be presented to the September Works and Community Committee.
Governance and Civic program									
	Councillor Induction	on track	on track	on track	Feb 2018	Completed	7,500	6,769	Project Completed
	Election 2017	complete	complete	complete	September 2017	Completed	473,000	472,532	Project Completed
	Provision of Councillor Equipment	on track	on track	on track	Jul 2018	Carryover	48,000	36,105	Project completed but some funds (\$20k) will be carried forward to fund changes to equipment requested by Councillors in accordance with the Policy for the Expenses and facilities for the Mayor and Councillors
Internal Corporate Services program									
	Financial Systems Review	on track	on track	on track	March	Cancelled	50,000	-	
	Business Management Financial Reporting	on track	on track	on track	2018-19 or later	Deferred	10,000	-	Annual Financial Statements in LG Solutions environment to be considered as part of the 2018/19 financial statements preparation.
	Fit for the Future Action Plan Implementation	on track	on track	on track	Jun 2018	On Track	150,000	33,600	Best Value Review for Records Management being finalized - balance of funds to be returned to Merger Reserve.
CF	Information Technology Renewals	on track	on track	on track	Jul 2018	Carryover	858,630	690,375	Citrix pilot successful and will be used for Rail shutdown Citrix planning for cloud completed - this is to allow us to scale up citrix without the need for local hardware Crystal reports upgrade completed - improving system security and improved reporting Server patching completed Some projects carried over: TRIM Upgrade - Prerequisite upgrades performed in 2017-18 in preparation for TRIM upgrade in 2018-19 eBusiness: DA tracking in TechOne - go-live schedule in Aug 2018 Parking Permits: delays in policy moved the target date to Q2 2018-19
	Office Fitout - North Ryde Office and Top Ryde Office	on track	on track	on track	2018-19 or later	Carryover	167,992	38,956	Signage to be completed
	Plant & Fleet Purchases	on track	on track	on track	Jun 2018	Completed	3,500,000	3,427,635	
CF	Strategic Asset Management Capability	on track	on track	on track	Jun 2018	On Track	100,000	77,200	Review of Asset Management Plans is complete, however awaiting final accounts.
Open Space, Sport and Recreation Program									
	Facility Software Upgrade	on track	on track	on track	April 2018	Carryover	60,500	43,389	Software 'go live' date 10 July achieved. Balance to be completed Q1 2018-19

Property Portfolio program		Time	Cost	Scope	Delivery date	Status	Approved budget	YTD Actual	Comments
CF	Civic Centre- Essential Renewal	on track	on track	on track	2018-19 or later	Carryover	154,353	92,600	Works delayed due to contractor availability
	Corporate Buildings Renewals	complete	complete	complete	June 2018	Completed	40,000	39,868	
	Commercial Buildings Renewal	complete	complete	complete	April 2018	Completed	100,000	98,339	
	Development of 33-35 Blaxland Road, Ryde (Argyle Centre)	on track	on track	on track	June 2018	Completed	400,000	378,195	
	Development of 741-747 Victoria Road (Battery World)	on track	action required	on track	June 2018	Completed	100,000	99,455	
	Operational Buildings Renewal	on track	on track	on track	Jun 2018	Completed	51,500	49,364	
	Ryde Central	on track	on track	on track	2018-19 or later	Carryover	390,000	325,762	Three options have been prepared for accommodation limited to the Council administration and/or a performance space. A consultant is preparing a report on the feasibility of supplementing this space with private sector development.
	Ryde Civic Hub - International Design Competition	complete	complete	complete	Jun 2018	Completed	-	-	
Regulatory program									
	Mobile Field Worker App - Health and Building Compliance	on track	on track	on track	2018-19 or later	Carryover	110,000	95,213	This is a 2 year project. Consultancy procurement occurred during Qrt 4 - 2017/18. Data cleansing, consolidation of system migration and procurement of hardware has been completed. Initial estimate of expenditure in Year 1 was not fully spent due to delays in procurement and negotiating consultancy contract conditions. No change to overall project budget however have had to carry over unexpended 2017/18 funds to enable for project completion.
Risk Management program									
	Additional Safehold Modules	on track	on track	on track	2018-19 or later	Carryover	20,000	-	Testing of the alternative incident reporting system is continuing with testing being undertaken by the Risk and Insurance team. This has indicated that the alternative solution has some advantages over the current system. We are scheduled to meet with Technology in the next week and discuss our progress any issues noted to date. We are planning at this stage to also conduct a meeting with the principal of the current system with a view to assessing the future plans for the software given that the current system has recently expanded its client base amongst Councils. An amount of \$30k has been carried over to fund any customisations required in either the alternative or current systems.
	Vendor Panel	complete	complete	complete	Oct 2017	Completed	10,000	11,500	Project Completed
Strategic City program									
	Review of the Community Strategic Plan	complete	complete	complete	Jun 2018	Completed	200,000	93,826	The fully designed draft of the CSP was approved by Council for public display during the month of May. Council considered public submissions about the plan and adopted the Plan at the 26 June 2018 Council meeting. The plan has now been published on Council's website.



City of Ryde

Reserves Listing Report

Natural Account	Description	17/18 Opening Balance	Budget To Reserve	Budget From Reserve	17/18 Budget Result	Review To Reserve	Review From Reserve	17/18 Review Result
93001 - Internally Restricted Revenues								
8301	Stockland Creche Contribution	16,692.90		-16,693.00	-0.10			-0.10
8302	Voluntary Planning Agreement Reserve	11,014,648.77		-516,866.00	10,497,782.77		-585,984.00	9,911,798.77
8303	Accommodation Reserve	13,476,842.14	141,760.00	-2,442,085.00	11,176,517.14		129,036.00	11,305,553.14
8304	Asset Replacement Reserve	18,941,022.38	7,045,660.00	-6,627,801.00	19,358,881.38		112,785.00	19,471,666.38
8305	Plant Replacement Reserve	3,416,387.34	2,987,230.00	-3,878,240.00	2,525,377.34			2,525,377.34
8306	Ryde Aquatic Leisure Centre Reserve	3,308,763.55	4,267,370.00	-4,264,380.00	3,311,753.55		17,111.00	3,328,864.55
8308	Public Art Reserve	15,279.00			15,279.00			15,279.00
8309	Council Election Reserve	660,363.27	150,000.00	-800,000.00	10,363.27			10,363.27
8310	Risk Rebate Reserve	111,797.49		-111,797.00	0.49			0.49
8311	Investment Property Reserve	20,033,432.02	2,120,000.00	-470,900.00	21,682,532.02			21,682,532.02
8312	Civic Hub Precinct Reserve	898,954.21	6,792,114.00	-390,000.00	7,301,068.21		64,238.00	7,365,306.21
8313	Community Grants Reserve	176,737.00			176,737.00			176,737.00
8314	Carryover Works Reserve	168,761.28	-38,929.00	-100,833.00	28,999.28	20,934.00		49,933.28
8315	Synthetic Sports Surface Reserve	48,248.00	150,000.00	-85,000.00	113,248.00			113,248.00
8316	Transport & Pedestrian Initiatives MP Reserve	144,536.62			144,536.62			144,536.62
8317	Merger and Transition Reserve	4,156,072.53		-3,996,072.00	160,000.53			160,000.53
8318	Porters Creek Reserve	199,348.89		-199,349.00	-0.11			-0.11
8319	Insurance Fluctuation Reserve	809,048.19		-159,048.00	650,000.19			650,000.19
8320	WHS & Injury Management Reserve	186,711.55		-70,000.00	116,711.55		20,000.00	136,711.55
8321	Public Domain Plan Reserve	138,602.00		-138,602.00				
8322	Planning Proposal Reserve	267,597.15	210.00		267,807.15			267,807.15
8323	Macquarie University VPA Reserve	273,053.67			273,053.67			273,053.67
8341	Workers Compensation Reserve		500,000.00		500,000.00			500,000.00
Total Internally Restricted Revenues		78,462,899.95	24,115,415.00	-24,267,666.00	78,310,648.95	20,934.00	-242,814.00	78,088,768.95
93002 - Internally Restricted Liabilities								
8327	Employee Leave Entitlements Reserve	3,821,540.00			3,821,540.00			3,821,540.00
8328	Refundable Deposits Reserves	12,462,781.13			12,462,781.13			12,462,781.13
8329	Interest on Refundable Deposits Reserve	377,366.19			377,366.19			377,366.19
Total Internally Restricted Liabilities		16,661,687.32			16,661,687.32			16,661,687.32



City of Ryde

Reserves Listing Report

Natural Account	Description	17/18 Opening Balance	Budget To Reserve	Budget From Reserve	17/18 Budget Result	Review To Reserve	Review From Reserve	17/18 Review Result
93003 - Section 94 Contribution Reserves								
8351	Community & Cultural Facilities Reserve	11,415,427.87	6,393,540.00	-1,486,735.00	16,322,232.87		162,487.00	16,484,719.87
8352	Open Space & Recreation Facilities Reserve	46,504,256.22	15,285,265.00	-8,301,536.00	53,487,985.22		423,434.00	53,911,419.22
8353	Roads & Traffic Management Facilities Reserve	1,799,250.64	2,038,504.00	-3,704,319.00	133,435.64		-312,029.00	-178,593.36
8354	Stormwater Management Facilities Reserve	5,301,822.73	617,750.00	-2,704,593.00	3,214,979.73		97,517.00	3,312,496.73
8355	Section 94 Plan Administration Reserve	92,636.71	90,050.00	-144,250.00	38,436.71			38,436.71
Total Section 94 Contribution Reserves		65,113,394.17	24,425,109.00	-16,341,433.00	73,197,070.17		371,409.00	73,568,479.17
93004 - Other External Restrictions								
8376	Domestic Waste Management Reserve	9,328,966.85	19,834,062.00	-19,135,098.00	10,027,930.85		-28,490.00	9,999,440.85
8378	Macquarie Park Corridor Special Rate Reserve	1,306,554.12	1,373,541.00	-773,233.00	1,906,862.12		5,460.00	1,912,322.12
8379	Stormwater Management Service Charge Reserve	1,171,158.64	1,039,780.00	-849,805.00	1,361,133.64		-146,425.00	1,214,708.64
8380	Sale of Roads Reserve		259,000.00		259,000.00			259,000.00
8381	Affordable Housing Contribution	138,910.00			138,910.00			138,910.00
8382	Infrastructure Special Rate Reserve	690,433.75	8,692,092.00	-8,410,628.00	971,897.75		-492,427.00	479,470.75
8383	146 Bowden St Trunk Drainage Court Settlement					963,400.00		963,400.00
Total Other External Restrictions		12,636,023.36	31,198,475.00	-29,168,764.00	14,665,734.36	963,400.00	-661,882.00	14,967,252.36
93005 - Unexpended Grants Reserves								
8401	U/Exp Grant - Home Modification & Maintenance	67,708.46	30,700.00		98,408.46			98,408.46
8403	U/Exp Grant - Volunteer Referral Agency	49,767.96	55,320.00		105,087.96			105,087.96
8405	U/Exp Grant - Library Subsidy		254,400.00	-255,380.00	-980.00			-980.00
8416	U/Exp Grant - Financial Assistance Grants	1,211,988.00		-1,211,988.00		1,260,410.00		1,260,410.00
8417	U/Exp Grant - Road Services Unit Management	446,080.00		-446,080.00		466,179.00		466,179.00
8418	U/Exp Grant - Macquarie Park Master Plan	30,000.00			30,000.00			30,000.00
8434	U/Exp Grant - Sport Development Program							
8435	U/Exp Grant - WASIP	29,640.86			29,640.86		-29,641.00	-0.14
8438	U/Exp Grant - Parramatta River Catchments Flood							
8439	U/Exp Grant - Vacation Care Program Grant	5,253.73			5,253.73			5,253.73
8443	U/Exp Grant - Curzon St/ Smith St Pedestrian (RT	765.05			765.05			765.05
8446	U/Exp Grant - Vimiera Road Traffic Facilities Rene	1,959.22			1,959.22			1,959.22
8447	U/Exp Grant - M2 Advertising Public Benefit (RMS	35,844.00			35,844.00			35,844.00
8451	U/Exp Grant - Rowe St Eastwood Traffic Calming	9,725.16			9,725.16			9,725.16



City of Ryde

Reserves Listing Report

Natural Account	Description	17/18 Opening Balance	Budget To Reserve	Budget From Reserve	17/18 Budget Result	Review To Reserve	Review From Reserve	17/18 Review Result
8455	U/Exp Grant - Planning for Ageing Population	4,560.00			4,560.00			4,560.00
8458	U/Exp Grant - Macquarie Park - Property	6,000,000.10		-1,500,000.00	4,500,000.10		1,500,000.00	6,000,000.10
8459	U/Exp Grant - Restoring Blue Gum High in Denistons	1,725.01			1,725.01		-1,725.00	0.01
8461	U/Exp Grant - Better Waste & Recycling Fund	20,121.35	143,554.00	-208,548.00	-44,872.65		29,654.00	-15,218.65
8462	U/Exp Grant - Agincourt and Balaclava Rd TCS	8,039.11			8,039.11			8,039.11
8463	U/Exp Grant - Ivan Hoe Estate Collective Impact	20,000.00			20,000.00			20,000.00
8464	U/Exp Grant - CDAT	3,100.00			3,100.00			3,100.00
8465	U/Exp Grant - Blaxland Road SUP – Stage 3 (RM)	3,463.39			3,463.39			3,463.39
8466	U/Exp Loan - LIRS Phase 1	6,175.23		-6,175.23				
8467	U/Exp Loan - LIRS Phase 2	264,324.43		-264,324.00	0.43			0.43
8468	U/Exp Grant - Ryde Remembers (ANZAC)	5,273.59		-5,274.00	-0.41			-0.41
8469	U/Exp Grant - NSW Youth Council Conference	49,382.00	-9,091.00	-30,000.00	10,291.00			10,291.00
8470	U/Exp Grant - Shrimptons Creek Corridor Embellish	4,850,114.00	49,886.00	-2,300,000.00	2,600,000.00		188,737.00	2,788,737.00
8471	U/Exp Grant - Morrison Rd LATM	11,720.00			11,720.00			11,720.00
8472	U/Exp Grant - Laurel Park Litter Prevention					27,739.00		27,739.00
8475	U/Exp Grant - Bennelong Park Groyne and Forest					10,864.00		10,864.00
Total Unexpended Grants Reserves		13,136,730.65	524,769.00	-6,227,769.23	7,433,730.42	1,765,192.00	1,687,025.00	10,885,947.42
Internal Loans								
8901	Internal Loan - RALC Reserve	-2,101,000.09	64,190.00		-2,036,810.09			-2,036,810.09
Total Internal Loans		-2,101,000.09	64,190.00		-2,036,810.09			-2,036,810.09
TOTAL RESERVES		183,909,735.36	80,327,958.00	-76,005,632.23	188,232,061.13	2,749,526.00	1,153,738.00	192,135,325.13

City of Ryde - 2018/2019 Quarterly Changes Report

			<i>Approved Budget 2018/2019</i>	<i>Actual 2018/2019</i>	<i>Proposed Changes 2018/2019</i>	<i>Comments</i>
--	--	--	--	-----------------------------	---	-----------------

Strategic City program

4130720	Wireless Services and Smart Technologies Implementation in	NCP Exp	10,000		(5,460)	Carryover adjustments
4130728	Lachlan's Line - Community Facility	NCP Exp	70,000		(36,018)	Additional Carryover as project has not been completed
4130720	Wireless Services and Smart Technologies Implementation in	From Res	(10,000)	(4,540)	5,460	Carryover adjustments
4130728	Lachlan's Line - Community Facility	From Res	(70,000)	(33,982)	36,018	Additional Carryover as project has not been completed
Total Strategic City program						

City of Ryde - 2018/2019 Quarterly Changes Report

			<i>Approved Budget 2018/2019</i>	<i>Actual 2018/2019</i>	<i>Proposed Changes 2018/2019</i>	<i>Comments</i>
--	--	--	--	-----------------------------	---	-----------------

Risk Management program

2330719	Additional Safehold Modules	NCP Exp	20,000		(20,000)	Carryover adjustments
2330719	Additional Safehold Modules	From Res	(20,000)		20,000	Carryover adjustments
Total Risk Management program						

City of Ryde - 2018/2019 Quarterly Changes Report

<i>Approved Budget 2018/2019</i>	<i>Actual 2018/2019</i>	<i>Proposed Changes 2018/2019</i>	<i>Comments</i>
--	-----------------------------	---	-----------------

Community and Cultural program

6930648	Art Project	NCP Exp	20,100		(20,034)	Carryover adjustments
50014	Community Buildings Renewal	Cap Exp	427,043	402,423	(24,620)	Carryover adjustments
50014	Community Buildings Renewal	From Res	(427,043)	(402,423)	24,620	Carryover adjustments
6930648	Art Project	To Res	16,000	36,034	20,034	Carryover adjustments
Total Community and Cultural program						

City of Ryde - 2018/2019 Quarterly Changes Report

Approved Budget 2018/2019
 Actual 2018/2019
 Proposed Changes 2018/2019
 Comments

Open Space, Sport & Recreation program

			<i>Approved Budget 2018/2019</i>	<i>Actual 2018/2019</i>	<i>Proposed Changes 2018/2019</i>	<i>Comments</i>
7430632	Restoring Blue Gum High in Denistone Park	NCP Exp			1,725	Using the remaining unspent grant for additional signage and maintenance work
7430717	Ryde Biodiversity Plan - Implementation	NCP Exp	90,000		28,490	Carryover adjustments
7630711	Denistone East Bowling Club - Future Use	NCP Exp	8,100		(900)	Carryover adjustments
7730752	Development of Parks Plans of Management	NCP Exp	15,000		68,127	Consolidate projects and funding to be transferred from Update Open Space Plans of Management and Site Masterplans project and unspent funding to be carried forward to 2018/2019
51029	Synthetic Playing Surfaces Expansion	Cap Inc	(325,000)		325,000	Reduce Capital Contribution as per Council Resolution dated 22 May 2018 - not accepting the pledged financial contributions
51029	Synthetic Playing Surfaces Expansion	Cap Exp	3,496,331	2,934,640	(561,692)	Additional Carryovers as project has been delayed due to contractual issues to proposed works
51029	Synthetic Playing Surfaces Expansion	From Res	(3,171,331)	(2,934,639)	236,692	Additional Carryovers as project has been delayed due to contractual issues
4141776	Shrimptons Creek Corridor Embellishment	Cap Exp	2,374,614		(188,737)	Carryover adjustments
5441445	Macquarie Park, Waterloo Rd	Cap Exp	1,500,000		(1,500,000)	Carryover adjustments
50013	RALC Asset Renewal	Cap Exp	145,000	238,181	23,002	Water Stations funded from remaining WASIP grant
50013	RALC Asset Renewal	From Res	(145,000)	(238,181)	(23,002)	Water Stations funded from remaining WASIP grant
7441890	Terrys Creek Walking Trail	Cap Exp	201,377		(9,791)	Carryover adjustments
7741889	Update Open Space Plans of Management and Site Masterpl	Cap Exp	160,000		(160,000)	Consolidate projects and funding to be transferred to Development of Parks Plans of Management project
7741896	Construction of Skate Facilities within City of Ryde	Cap Exp	522,001		(317,727)	Carryover adjustments
50015	Sportsground Amenities Upgrades Renewal	Cap Exp	508,000	465,090	(42,910)	Additional Carryver as community consultation extended due to resident objections to proposed works
50015	Sportsground Amenities Upgrades Renewal	From Res	(508,000)	(465,090)	42,910	Additional Carryver as community consultation extended due to resident objections to proposed works
50016	Playground Renewal & Construction Renewal	Cap Exp	1,494,471	1,281,167	(213,304)	Carryover adjustments

City of Ryde - 2018/2019 Quarterly Changes Report

			<i>Approved Budget 2018/2019</i>	<i>Actual 2018/2019</i>	<i>Proposed Changes 2018/2019</i>	<i>Comments</i>
50016	Playground Renewal & Construction Renewal	From Res	(1,494,471)	(1,281,167)	213,304	Carryover adjustments
51011	Sportsfield Floodlighting Expansion	Cap Exp	50,000	25,417	(24,583)	Carryover adjustments
51011	Sportsfield Floodlighting Expansion	From Res	(50,000)	(25,417)	24,583	Carryover adjustments
51028	Passive Parks Expansion and Improvement	Cap Exp	733,123	630,691	(102,431)	Carryover adjustments
51028	Passive Parks Expansion and Improvement	From Res	(733,123)	(630,692)	102,431	Carryover adjustments
7842444	Facility Software Upgrade	Cap Exp	60,500		(17,111)	Carryover adjustments
4141776	Shrimptons Creek Corridor Embellishment	From Res	(2,300,000)	(2,075,377)	188,737	Carryover adjustments
5441445	Macquarie Park, Waterloo Rd	From Res	(1,500,000)	(0)	1,500,000	Carryover adjustments
7430632	Restoring Blue Gum High in Denistone Park	From Res		(1,568)	(1,725)	Using the remaining unspent grant for additional signage and maintenance work
7430717	Ryde Biodiversity Plan - Implementation	From Res	(20,000)	(48,490)	(28,490)	Carryover adjustments
7441890	Terrys Creek Walking Trail	From Res	(201,377)	(191,586)	9,791	Carryover adjustments
7730752	Development of Parks Plans of Management	From Res		(81,057)	(81,057)	Consolidate projects and funding to be transferred from Update Open Space Plans of Management and Site Masterplans project
7730752	Development of Parks Plans of Management	From Res	(15,000)	(2,070)	12,930	Carryover adjustments
7741889	Update Open Space Plans of Management and Site Masterpl	From Res	(160,000)		160,000	Consolidate projects and funding to be transferred to Development of Parks Plans of Management project
7741896	Construction of Skate Facilities within City of Ryde	From Res	(522,001)	(204,274)	317,727	Carryover adjustments
7842444	Facility Software Upgrade	From Res	(60,500)	(43,389)	17,111	Carryover adjustments
7630711	Denistone East Bowling Club - Future Use	To Res	(100)	13,900	900	Carryover adjustments
Total Open Space, Sport & Recreation program						

City of Ryde - 2018/2019 Quarterly Changes Report

*Approved
Budget
2018/2019*
 *Actual
2018/2019*
 *Proposed
Changes
2018/2019*
 Comments

Centres and Neighbourhood program

1030718	Night Time Economy Implementation (Stage 1)	NCP Exp	400,000		(185,346)	Additional Carryover required as alternate location required following consultation
4141893	West Ryde Plaza	Cap Exp	351,415		84,367	Carryover adjustments
50007	Neighbourhood Centre Renewal	Cap Exp	74,200	59,291	(14,909)	Carryover adjustments
50007	Neighbourhood Centre Renewal	From Res	(74,200)	(59,291)	14,909	Carryover adjustments
1030718	Night Time Economy Implementation (Stage 1)	From Res	(400,000)	(214,654)	185,346	Additional Carryover required as alternate location required following consultation
4141893	West Ryde Plaza	From Res	(351,415)	(435,782)	(84,367)	Carryover adjustments
50023	Town Centre Upgrade Implementation Renewal	Cap Exp	801,655	760,748	(40,907)	Carryover adjustments
50023	Town Centre Upgrade Implementation Renewal	From Res	(801,655)	(760,748)	40,907	Carryover adjustments
Total Centres and Neighbourhood program						

City of Ryde - 2018/2019 Quarterly Changes Report

			<i>Approved Budget 2018/2019</i>	<i>Actual 2018/2019</i>	<i>Proposed Changes 2018/2019</i>	<i>Comments</i>
--	--	--	--	-----------------------------	---	-----------------

Library program

50026	Community Buildings Renewals - Libraries	Cap Exp	60,000	72,351	12,351	Carryover adjustments
50026	Community Buildings Renewals - Libraries	From Res	(60,000)	(72,351)	(12,351)	Carryover adjustments
Total Library program						

City of Ryde - 2018/2019 Quarterly Changes Report

Approved Budget 2018/2019
 Actual 2018/2019
 Proposed Changes 2018/2019
 Comments

Internal Corporate Services program

1311110	Financial Assistance Grant	Op Inc	(1,220,001)	(2,480,411)	(1,260,410)	50% of 2018/2019 Financial Assistance Grant received in June 2018
1141858	Office Fitout - North Ryde Office and Top Ryde Office	Cap Exp	167,992		(129,036)	Additional Carryover required as approvals required for final installation
1141858	Office Fitout - North Ryde Office and Top Ryde Office	From Res	(167,992)	(38,956)	129,036	Additional Carryover required as approvals required for final installation
50020	Information Technology Renewals	Cap Exp	858,630	690,375	(168,255)	Carryover adjustments
50020	Information Technology Renewals	From Res	(858,630)	(690,375)	168,255	Carryover adjustments
1311110	Financial Assistance Grant	To Res		1,260,410	1,260,410	50% of 2018/2019 Financial Assistance Grant received in June 2018
Total Internal Corporate Services program						

City of Ryde - 2018/2019 Quarterly Changes Report

			<i>Approved Budget 2018/2019</i>	<i>Actual 2018/2019</i>	<i>Proposed Changes 2018/2019</i>	<i>Comments</i>
--	--	--	--	-----------------------------	---	-----------------

Governance and Civic program

1840809	Provision of Councillor Equipment	Cap Exp	48,000		(11,895)	Additional carryover required as project has not been completed
1840809	Provision of Councillor Equipment	From Res	(48,000)	(36,105)	11,895	Additional carryover required as project has not been completed
Total Governance and Civic program						

City of Ryde - 2018/2019 Quarterly Changes Report

<i>Approved Budget 2018/2019</i>	<i>Actual 2018/2019</i>	<i>Proposed Changes 2018/2019</i>	<i>Comments</i>
--	-----------------------------	---	-----------------

Land Use Planning program

4130724	Macquaire Library and Creativity Hub Design	NCP Exp	50,000		(13,709)	Additional Carryover as project has not been completed
4130724	Macquaire Library and Creativity Hub Design	From Res	(50,000)	(36,291)	13,709	Additional Carryover as project has not been completed
Total Land Use Planning program						

City of Ryde - 2018/2019 Quarterly Changes Report

			<i>Approved Budget 2018/2019</i>	<i>Actual 2018/2019</i>	<i>Proposed Changes 2018/2019</i>	<i>Comments</i>
--	--	--	--	-----------------------------	---	-----------------

Regulatory program

2442380	Mobile Field Worker App - Health and Building Compliance	Cap Exp	110,000		(14,787)	Carryover adjustments
2442380	Mobile Field Worker App - Health and Building Compliance	From Res	(110,000)	(95,213)	14,787	Carryover adjustments
Total Regulatory program						

City of Ryde - 2018/2019 Quarterly Changes Report

<i>Approved Budget 2018/2019</i>	<i>Actual 2018/2019</i>	<i>Proposed Changes 2018/2019</i>	<i>Comments</i>
--	-----------------------------	---	-----------------

Catchment program

50022	Stormwater Improvement Works Renewal	Cap Inc	(55,333)		55,333	Reduce the grant to reflect the actuals
50022	Stormwater Improvement Works Renewal	Cap Exp	1,160,138	1,191,570	86,765	Carryover adjustments
50022	Stormwater Improvement Works Renewal	From Res	(1,104,805)	(1,191,570)	(142,098)	Carryover adjustments
5142867	146 Bowden St Trunk Drainage	Cap Exp	100,000		(63,400)	Carryover adjustments
50008	Stormwater Asset Replacement Renewal	Cap Exp	2,497,000	2,382,484	(114,516)	Carryover adjustments
50008	Stormwater Asset Replacement Renewal	From Res	(2,497,000)	(2,382,484)	114,516	Carryover adjustments
8542413	Ann Thorn Park Catchment Works	Cap Exp	350,000		(110,571)	Carryover adjustments
5142867	146 Bowden St Trunk Drainage	From Res	900,000		(900,000)	Adjust funding source
8542413	Ann Thorn Park Catchment Works	From Res	(350,000)	(239,429)	110,571	Carryover adjustments
5142867	146 Bowden St Trunk Drainage	To Res		1,000,000	963,400	Adjust funding source
Total Catchment program						

City of Ryde - 2018/2019 Quarterly Changes Report

			<i>Approved Budget 2018/2019</i>	<i>Actual 2018/2019</i>	<i>Proposed Changes 2018/2019</i>	<i>Comments</i>
--	--	--	--	-----------------------------	---	-----------------

Environmental program

8441887	RALC Multi-Purpose Centre - Solar	Cap Exp	670,779		(174,838)	Additional carryovers as delays due to contractual Issues
8441887	RALC Multi-Purpose Centre - Solar	From Res	(670,779)	(495,941)	174,838	Additional carryovers as delays due to contractual Issues
Total Environmental program						

City of Ryde - 2018/2019 Quarterly Changes Report

<i>Approved Budget 2018/2019</i>	<i>Actual 2018/2019</i>	<i>Proposed Changes 2018/2019</i>	<i>Comments</i>
--	-----------------------------	---	-----------------

Traffic & Transport program

4930732	Eastwood Traffic & Parking Study	NCP Exp	20,000		58,891	Carryover adjustment
4940004	Traffic Calming Devices	Cap Inc	(130,000)	(84,866)	45,133	Reduce the grant to reflect the actuals
4940004	Traffic Calming Devices	Cap Exp	465,000		533	Carryover adjustment
4930732	Eastwood Traffic & Parking Study	From Res	(20,000)	(78,891)	(58,891)	Carryover adjustment
4940004	Traffic Calming Devices	From Res	(335,000)	(380,666)	(45,666)	Carryover adjustment
Total Traffic & Transport program						

City of Ryde - 2018/2019 Quarterly Changes Report

<i>Approved Budget 2018/2019</i>	<i>Actual 2018/2019</i>	<i>Proposed Changes 2018/2019</i>	<i>Comments</i>
--	-----------------------------	---	-----------------

Waste and Recycling program

5810001	DWM Unit Management	Op Exp	2,440	158	6,639	Reusable Cups funded by unspent WASIP Grant
6130753	Laurel Park Litter Prevention	NCP Inc	(66,500)	(31,600)	34,900	Additional carryover as the project is 2 year project, funds to be carried over to be delivered by December 2018 in line with grant conditions.
6130740	Eastwood Litter Prevention Campaign	NCP Exp	43,554		(29,654)	Additional Caaryover as the porject is 2 year project and funds to be carried over to be delivered by December 2018 in line with grant conditions.
6130753	Laurel Park Litter Prevention	NCP Exp	66,500		(62,639)	Additional carryover as the project is 2 year project, funds to be carried over to be delivered by December 2018 in line with grant conditions.
5810001	DWM Unit Management	From Res		(6,418)	(6,639)	Reusable Cups funded by unspent WASIP Grant
6130740	Eastwood Litter Prevention Campaign	From Res	(43,554)	(13,900)	29,654	Additional Caaryover as the project is 2 year project and funds to be carried over to be delivered by December 2018 in line with grant conditions.
6130753	Laurel Park Litter Prevention	To Res		27,739	27,739	Additional Caaryover as the project is 2 year project and funds to be carried over to be delivered by December 2018 in line with grant conditions.
Total Waste and Recycling program						

City of Ryde - 2018/2019 Quarterly Changes Report

<i>Approved Budget 2018/2019</i>	<i>Actual 2018/2019</i>	<i>Proposed Changes 2018/2019</i>	<i>Comments</i>
--	-----------------------------	---	-----------------

Property Portfolio program

1830731	Ryde Central	NCP Exp	390,000		(64,238)	Additional Carryovers - \$20K additional funding approved by Council in May
5540810	Civic Centre- Essential Renewal	Cap Exp	154,353		(61,754)	Additional Carryover as works delayed due to contractor availability
1830731	Ryde Central	From Res	(390,000)	(325,728)	64,238	Additional Carryovers - \$20K additional funding approved by Council in May
5540810	Civic Centre- Essential Renewal	From Res	(154,353)	(92,599)	61,754	Additional Carryover as works delayed due to contractor availability
Total Property Portfolio program						

City of Ryde - 2018/2019 Quarterly Changes Report

<i>Approved Budget 2018/2019</i>	<i>Actual 2018/2019</i>	<i>Proposed Changes 2018/2019</i>	<i>Comments</i>
--	-----------------------------	---	-----------------

Roads program

4710001	Road Services Unit Management	Op Inc	(448,898)	(915,077)	(466,179)	50% of 2018/2019 Financial Assistance Grant received in June 2018
50002	Road Resurfacing Renewal	Cap Exp	5,575,739	6,122,905	510,000	Carryover adjustments
50002	Road Resurfacing Renewal	From Res	(4,827,050)	(5,374,226)	(510,000)	Carryover adjustments
50004	Road Kerb Renewal	Cap Exp	3,144,850	3,950,217	805,368	Carryover adjustments
50004	Road Kerb Renewal	From Res	(3,144,850)	(3,950,218)	(805,368)	Carryover adjustments
4710001	Road Services Unit Management	To Res		466,179	466,179	50% of 2018/2019 Financial Assistance Grant received in June 2018
Total Roads program						

City of Ryde - 2018/2019 Quarterly Changes Report

<i>Approved Budget 2018/2019</i>	<i>Actual 2018/2019</i>	<i>Proposed Changes 2018/2019</i>	<i>Comments</i>
--	-----------------------------	---	-----------------

Foreshore program

8442387	Bennelong Park Groyne and Foreshore Improvement	Cap Inc	(70,000)	(60,000)	10,000	Additional carryover as project has not been completed.
50009	Seawalls/Retaining Walls Refurbishment Renewal	Cap Exp	1,491,384	1,362,339	(129,044)	Carryover adjustment
50009	Seawalls/Retaining Walls Refurbishment Renewal	From Res	(1,491,384)	(1,362,340)	129,044	Carryover adjustment
8442387	Bennelong Park Groyne and Foreshore Improvement	Cap Exp	70,000		(20,864)	Additional carryover as project has not been completed.
8442387	Bennelong Park Groyne and Foreshore Improvement	To Res		10,864	10,864	Additional carryover as project has not been completed.
Total Foreshore program						

City of Ryde - 2018/2019 Quarterly Changes Report

Approved Budget 2018/2019
 Actual 2018/2019
 Proposed Changes 2018/2019
 Comments

Paths and Cycleways program

51001	Cycleways Construction Expansion	Cap Inc	(924,261)	(718,487)	205,774	Reduce the RMS grant to reflect the actuals
51001	Cycleways Construction Expansion	Cap Exp	1,098,522	1,102,676	4,154	Carryover adjustments
51001	Cycleways Construction Expansion	From Res	(174,261)	(384,189)	(209,928)	Carryover adjustments
50003	Footpath Construction Renewal	Cap Exp	750,000	859,044	100,000	Carryover adjustments
50003	Footpath Construction Renewal	From Res	(750,000)	(859,045)	(100,000)	Carryover adjustments
51003	Footpath Construction Expansion	Cap Exp	942,000	954,453	12,453	Carryover adjustments
51003	Footpath Construction Expansion	From Res	(942,000)	(954,453)	(12,453)	Carryover adjustments
Total Paths and Cycleways program						

City of Ryde - 2018/2019 Quarterly Changes Report

	<i>Approved Budget 2018/2019</i>	<i>Actual 2018/2019</i>	<i>Proposed Changes 2018/2019</i>	<i>Comments</i>
--	--	-----------------------------	---	-----------------

GRAND TOTAL					
-------------	--	--	--	--	--

Consolidated Income & Expenditure Estimates 2017/2018

Includes all Special Rates & Levies

PROJECTED OPERATING RESULT	<i>Original Budget 2017/2018 \$'000</i>	<i>C/Over Budget 2017/2018 \$'000</i>	<i>TOTAL Original Budget 2017/2018 \$'000</i>	<i>Sep Changes 2017/2018 \$'000</i>	<i>Dec Changes 2017/2018 \$'000</i>	<i>Mar Changes 2017/2018 \$'000</i>	<i>Jun Carryovers 2017/2018 \$'000</i>	<i>Jun Changes 2017/2018 \$'000</i>	<i>PROPOSED Budget 2017/2018 \$'000</i>	<i>ACTUAL YTD 2017/2018 \$'000</i>	<i>APPROVED Budget 2017/2018 \$'000</i>	<i>VARIANCE TO ACTUAL 2017/2018 \$'000</i>
OPERATING REVENUE												
Rates & Annual Charges	82,315		82,315	658	200	177			83,350	83,654	83,350	(305)
User Charges & Fees	16,571		16,571	400	200	463			17,634	19,169	17,634	(1,535)
Interest	4,165		4,165	300	600	620			5,685	6,159	5,685	(473)
Other Operating Revenue	9,262		9,262	6	3	469			9,740	10,316	9,740	(576)
Operating Grants & Contributions	7,269	172	7,441	(1,609)	(138)	(100)		1,692	7,285	7,414	5,594	(128)
TOTAL OPERATING REVENUE	119,582	172	119,754	(245)	865	1,629		1,692	123,695	126,711	122,003	(3,017)
OPERATING EXPENSES												
Employee Costs	47,641		47,641	(24)	(157)	(644)			46,816	43,800	46,816	3,015
Materials & Contracts	30,621	585	31,206	913	82	876	(519)	(274)	32,284	32,747	32,558	(462)
Borrowing Costs	146		146						146	111	146	36
Other Operating Expenses	20,149		20,149	56	35	(341)			19,898	16,757	19,898	3,141
TOTAL OPERATING EXPENSES	98,557	585	99,142	945	(39)	(110)	(519)	(274)	99,144	93,415	99,418	5,730
Operating Result Before Capital Amounts	21,025	(413)	20,612	(1,189)	904	1,738	519	1,966	24,550	33,297	22,585	(8,746)
Capital Grants & Contributions	20,414	433	20,847	2,544	1,005	2,020		(641)	25,775	28,450	26,416	(2,676)
In-kind Contributions												
Net Gain / (Loss) on Disposal of Assets										541		(541)
Total Capital Income	20,414	433	20,847	2,544	1,005	2,020		(641)	25,775	28,991	26,416	(3,216)
Operating Result Before Depreciation	41,439	20	41,459	1,355	1,909	3,758	519	1,325	50,325	62,288	49,001	(11,963)
Depreciation & Impairment	16,295		16,295						16,295	12,247	16,295	4,048
Operating Result	25,144	20	25,165	1,355	1,909	3,758	519	1,325	34,031	50,041	32,706	(16,010)

Consolidated Income & Expenditure Estimates 2017/2018

Includes all Special Rates & Levies

PROJECTED FUNDING	Original Budget	C/Over Budget	TOTAL Original Budget	Sep Changes	Dec Changes	Mar Changes	Jun Carryovers	Jun Changes	PROPOSED Budget	ACTUAL YTD	APPROVED Budget	VARIANCE TO ACTUAL
OPERATING RESULT	25,144	20	25,165	1,355	1,909	3,758	519	1,325	34,031	50,041	32,706	(16,010)
Funding												
ADD (Non-Cash) - Depreciation	16,295		16,295						16,295	12,247	16,295	4,048
ADD (Non-Cash) - ELE Accruals										747		(747)
ADD (Non-Cash) - Interest on Security Deposits - Accruals												
ADD Book Value of Assets Disposed	1,000		1,000			259			1,259	1,092	1,259	167
Cash Available to Fund Capital Expenditure	42,439	20	42,459	1,355	1,909	4,017	519	1,325	51,584	64,127	50,260	(12,543)
CAPITAL EXPENDITURE												
City Planning and Development	5,038	7,707	12,745	760	(671)	42	(7,085)	(2,009)	3,781	3,674	5,790	107
City Works and Infrastructure	32,175	3,770	35,945	4,035	2,718	618	(5,783)	(383)	37,149	36,624	37,531	525
Customer and Community Services	1,439	221	1,660			23	(145)	(6)	1,533	1,569	1,539	(36)
Corporate and Organisational Support Services	781	391	1,172			(10)	(255)	(180)	726	726	907	0
TOTAL CAPITAL EXPENDITURE	39,433	12,089	51,522	4,795	2,046	673	(13,268)	(2,579)	43,189	42,594	45,767	595
Cash Flow to Fund	3,006	(12,068)	(9,062)	(3,440)	(137)	3,344	13,787	3,903	8,395	21,533	4,492	(13,138)
Financed by:												
Opening Working Capital	4,854	249	5,103						5,103	5,103	5,103	
Borrowings												
New Borrowings	350		350		(100)				250		250	250
Less: Loan Repayments	(914)		(914)						(914)	(889)	(914)	(25)
Net Loan Funds (Payments/Receipts)	(564)		(564)		(100)				(664)	(889)	(664)	225
Reserves	(1,434)	12,068	10,634	2,970	(798)	(3,342)	(13,787)	(3,903)	(8,226)	(17,458)	(4,322)	9,232
Closing Working Capital	5,862	249	6,111	(470)	(1,035)	3			4,609	8,289	4,609	(3,680)