



CITY OF RYDE

QUARTERLY REVIEW REPORT

Third QUARTER 2018/19

January – March 2019

General Manager

This December Quarterly Review reports on the progress towards the achievement of the City of Ryde's Delivery Plan 2018-2022 including the 2018/19 One Year Operational Plan. Council monitors the progress of the Operational Plan on a quarterly basis, with the report highlighting Council's performance against key indicators and the planned projects.

Council's working funds position is projecting as forecast, and the final working funds position to forecast and an update will be presented to Council as part of the adoption of the draft financial reports in August 2019.

There were 137 Capital and Non Capital projects planned for Quarter 3 2018/19. At 31 March 2019, 20 have been completed and 87 were on track to be completed as planned. The capital works program is well progressed, with 91% of almost 170 planned cluster projects on schedule to be completed as planned within the financial year. Some major achievements for the City of Ryde include: being nominated as a finalist for the Parks and Leisure Association award for the upgrade to the Meadowbank Outdoor Youth Space (Skate Park), and receiving a Highly Commended award at the National awards for Local Government for our Road safety infrastructure upgrades around schools. Our Scheduled sportfield lighting upgrades are almost complete. 7 Sportsfield and 3 parks upgrade projects have been completed. The RALC Solar project has been completed under budget. The preliminary design for the future Macquarie Library and Creativity Hub has been completed and our road resurfacing works are almost finalised, with 72 of 74 resurfacing jobs planned for the year completed.

Six projects are rated as "action required": Passive Parks Expansion and Improvement, and Sportsfield Upgrade & Renewal, Information Technology Expansion and the Information Technology Renewals. Most of the work on these projects will be completed as planned, with delays experienced with some project elements. The Shepherds Bay Outlet project is dependent on another project which is delayed pending finalisation of contractual arrangements. The Small Rd and Lavarack St Drainage Expansion will not be completed as planned because negotiations with the Department of Education were delayed by the lead up to the recent State election.

A range of projects have been flagged as carrying over into next financial year. Some of these projects are carrying over funds and the remainder are carrying over as a result of delays in completing the planned work for the year, usually as a result of factors outside the control of Council impacting the progress of the projects. For the remaining projects, four projects have not commenced, one has been deferred pending a State Government study into the area, and four cancelled. Work for three of these was absorbed into other projects and the remaining project: Transport and Pedestrian Initiatives - Macquarie Park, was stopped after investigations indicated the project would not be feasible.

All Departments performed well in delivering their Corporate Performance Indicator targets. The majority of corporate indicators are on track and achieved their targets during the quarter. This included responding to 18,959 customer requests and items of correspondence. Income and expenditure results are also within target projections.

The following financial summary is provided on the key components of Council's Operational Plan 2018/19 and is supported by detailed information in the appendices and a separate financial report.

Quarterly Review Report 1 January – 31 March 2019

Highlights

March Quarterly Review

- Council's available Working Capital is projected to maintain at \$5.01 million.
- This level of Working Capital is considered adequate given it exceeds Council's minimum uncommitted Working Capital balance of \$4.50 million.

2018/19	Original Budget 2018/19 (\$'000)	Carryover Budget 2018/19 (\$'000)	Previously Approved Changes (\$'000)	Revised Budget (\$'000)	Proposed Changes (\$'000)	Projected Budget (\$'000)	Actual YTD (\$'000)	Budget YTD (\$'000)	% Variance
Base									
Income	-130,074		-571	-130,646	-1,690	-132,336	-121,099	-117,965	2.7%
Expenditure	98,933		1,133	100,066	396	100,462	66,873	76,060	-12.1%
Total Base	-31,142		562	-30,580	-1,294	-31,874	-54,225	-41,905	29.4%
Non-Capital									
Income	-259	-35	-210	-503	48	-455	-877	-435	101.7%
Expenditure	3,676	981	265	4,922	-4	4,918	2,195	3,849	-43.0%
Total Non-capital	3,417	947	55	4,419	44	4,463	1,318	3,414	-61.4%
Capital									
Income	(20,780)	(55)	(12,670)	(33,505)	(3,397)	(36,902)	(35,068)	(27,104)	29.4%
Expenditure	44,639	15,178	4,555	64,372	5,188	69,560	27,357	51,733	-47.1%
Total Capital	23,859	15,123	-8,115	30,867	1,791	32,658	-7,711	24,630	-131.3%
Transfers from reserves	-72,469	-16,042	-4,441	-92,951	-5,529	-98,480	-10,156	-16,767	-39.4%
Transfers to Reserves	77,284	-28	11,938	89,194	4,988	94,182	10,106	8,832	14.4%
Total Reserve Movements	4,815	-16,070	7,498	-3,757	-541	-4,298	-50	-7,935	-99.4%
Net Result Excluding Reserves	-3,866	16,070	-7,498	4,706	541	5,247	-60,618	-13,862	337.3%
Book Value of Assets	-1,200			-1,200		-1,200	-1,124	-900	
Advances									
Loan Proceeds	-700			-700		-700		-525	-100.0%
Loan Repayments	951			951		951	722	713	1.2%
Total Other Items	-949			-949		-949	-403	-712	-43.4%
Net Result	0	0	0	0	0	0	-61,070	-22,508	171%

Quarterly Review Report 1 January – 31 March 2019

Financial Position – March Quarterly Review

Following this quarter's budget review as stated, Council's financial position has improved with a net increase of \$4.65 million in Council's Operating Surplus. A majority of this increase relates to Section 94 contribution (\$3.42 million), additional DA fees (\$0.30 million), additional investment income (\$0.80 million), additional Domestic Waste income (\$0.32 million) and \$0.35 million savings from the salaries and wages. In this quarter it is recommend transferring \$0.27 million additional funding to Ryde Central Reserve to fund the future redevelopment Civic Centre Office Building.

Council's available Working Capital will maintain at \$5.01 million.

The Capital Works Program, YTD, is at approximately 39.33% net financially, excluding contributed assets.

Operating expenses, YTD, are within 13.57% (favourable) of the budgeted amounts, which is a good result.

Operating Income (Base Budget and Non-Capital & Capital Income) is projected to increase by \$5.04 million (3.06%) and Operating Expenses are projected to increase by \$0.39 million (0.37%), a net increase in Operating Surplus of \$4.65 million to \$64.31 million. This is an excellent result given the tight revenue base from which we are operating.

Council had budgeted to undertake \$64.37million of capital works. This is projected to increase by \$5.19 million, resulting in a revised total capital works budget of \$69.56 million.

Base Budget

Base Budget Income is projected to increase by \$1.69 million to \$132.34 million, while Base Budget Expenses are projected to increase by \$0.40 million to \$100.46 million, giving a net projected increase in the Base Budget Surplus of \$1.29 million (4.23%).

Non-Capital Budget

Non-Capital Expenses are projected to maintain at \$4.92 million and incomes related to Non-Capital are projected to decrease by \$0.04 million, giving a net projected increase in net Non-Capital Expenditure of \$0.04 million (1.00%).

Capital Budget

Capital Income is projected to increase by \$3.40 million to \$36.90 million, while Capital Expenses are projected to increase by \$5.19 million to \$69.56 million.

Reserve Movements

The net movement of Reserves was budgeted to be a net transfer from reserves of \$3.76 million for works carried over plus funding other works. This is projected to have a net increase of \$0.54 million from reserves to a total of \$4.30 million transfer from reserves.

Quarterly Review Report 1 January – 31 March 2019

Summary by Program – Net Financial Result

Period ended March 2019	Original Budget 2018/19 (\$'000)	Revised Budget (\$'000)	Proposed Changes (\$'000)	Projected Budget (\$'000)	Actual YTD (\$'000)	Budget YTD (\$'000)	% Variance
Strategic City program	173	187	2	189	243	242	0%
Organisational Development program	323	327	4	327	333	369	-10%
Risk Management program	3,192	3,505	377	3,882	2,871	2,744	5%
Community and Cultural program	3,195	3,281	-38	3,243	2,019	2,799	-28%
Customer and Community Relations program	3,783	3,622	-3	3,619	2,428	2,654	-9%
Open Space, Sport & Recreation program	9,377	9,512	55	9,568	10,215	13,354	-24%
Centres and Neighbourhood program	2,788	2,788	65	2,853	3,783	5,152	-27%
Library program	4,759	4,578	46	4,623	3,599	4,037	-11%
Internal Corporate Services program	-35,721	-35,132	-306	-35,438	-68,299	-62,444	9%
Governance and Civic program	4,272	4,233	63	4,295	3,082	3,518	-12%
Land Use Planning program	1,371	1,391	8	1,399	-31,101	-13,847	125%
Regulatory program	-1,544	-1,816	-232	-2,047	-2,294	-1,222	88%
Economic Development program	189	189	1	191	190	203	-6%
Catchment program	2,295	2,688	-81	2,607	4,582	5,807	-21%
Environmental program	635	637	-15	622	608	599	2%
Traffic & Transport program	1,312	1,291	34	1,325	2,334	3,085	-24%
Waste and Recycling program	-965	-1,065	16	-1,049	-10,667	-6,959	53%
Property Portfolio program	1,381	981	-140	841	3,094	3,708	-17%
Roads program	476	339	97	436	8,072	10,590	-24%
Foreshore program	82	34	19	53	899	363	148%
Paths and Cycleways program	-1,372	-1,568	31	-1,537	2,938	2,741	7%
GRAND TOTAL NET RESULT	0	0	0	0	-61,070	-22,508	171%

Corporate Indicator Results - Quarter 3 2018-19

Insights

Customer Satisfaction

Annual Indicator

Customer requests

96%


Acknowledged within 10 working days
Mar-19



Inward Correspondence

91%


Acknowledged within 10 working days
Mar-19



Complaints

100%

2 of 2 Tier 1 complaints completed on time
Mar-19



Income

+2.1%

Above YTD base budget approved income
Mar-19



Expenditure

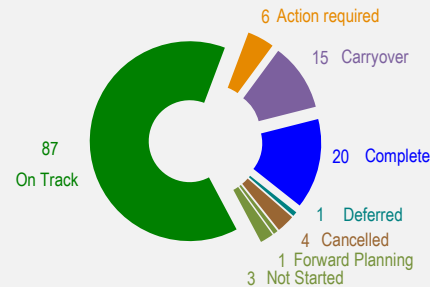
-8.1%

Above YTD base budget approved expenditure
Mar-19



Project Status at Mar-19

137 Total Projects



Lost Time Injuries

184

Lost time Injury days during the Quarter
Mar-19

Staff with Excess Leave

34

Staff with greater than 8 weeks annual leave balance
Mar-19

Audit Recommendations

0%

0 of 1 completed for the Quarter to Mar-19



Customer

10,785 of 11,283 customer requests and 6,959 of 7,676 correspondence actions were actioned within required timeframes.

Compliments and Complaints – 30 Compliments and 2 complaints were received during the Quarter.

Financials and Projects

Income and Expenditure – Consistent with last year's Q3 results.

Projects – Total of 137 projects. Six projects are rated as "requiring attention: Passive Parks Expansion and Improvement, Sportsfield Upgrade & Renewal, Shepherds Bay Outlet, Small Rd and Lavarack St Drainage Expansion, Information Technology Expansion and the Information Technology Renewals.

Organisation

Staff with Excess Annual Leave – A significant reduction, down from 54 last quarter.

Audit Recommendations – One action from the Asset Restorations Audit is partially completed.

Lost Time Injuries – 6 claims, 4 employees have returned to normal hours. Around half of the lost time is due to a long term claim where the employee is not likely to return to work in the short term.



Our vibrant and liveable city

Great places, vibrant neighbourhoods

Centres are the focus of vibrant communities
Places are designed for people

Collaborative development

People are at the heart of planning and influence how the city grows and changes

Sustainable design

Neighbourhoods support sustainable growth.
Developments add to the character of their neighbourhoods

Summary

Two projects are flagged for carryover into 2019/20: Open Space Master Plans and City of Ryde Halls and Facilities Strategy.

The value of approved development dropped significantly during the Quarter when compared to Q3 2018, consistent with the drop experienced over the previous two quarters.

Mean determination times have decreased significantly when compared to the Q2 result.

2018/19 (\$'000)	Revised Budget	Proposed Changes	Projected Budget	Actual YTD	Budget YTD	% Variance
Base						
Income	-5,255	-193	-5,447	-4,438	-3,979	11.5%
Expenditure	10,324	-6	10,318	7,253	7,729	-6.2%
Total Base	5,069	-199	4,871	2,816	3,750	-24.9%
Non-Capital						
Income	-250		-250	-750	-250	200.0%
Expenditure	994	110	1,104	311	825	-62.3%
Total Non-Capital	744	110	854	-439	575	-176.2%
Capital						
Income	-282		-282	-282	-282	
Expenditure	1,115		1,115	543	857	-36.6%
Total Capital	833		833	261	575	-54.6%
Transfers from reserves	-2,018	-110	-2,128	-14	-404	-96.6%
Transfers to Reserves	382		382			
Total Reserve Movements	-1,636	-110	-1,746	-14	-404	-96.6%
Book Value of Assets						
Advances						
Loan Proceeds						
Loan Repayments						
Total Loan Proceeds						
Net Result for Outcome	5,011	-199	4,812	2,624	4,497	-41.7%

Outcome: Our Vibrant and Liveable City

Performance Indicators 2018/19

Measure	Program	Target	Result	Status	Comments
Mean gross assessment time (in days)	Regulatory Program	<= 95	94	On Track	
Mean gross determination time – commercial, retail, office	Regulatory Program	<= 91	104	Off Track	This represents an improvement from Q2 which was 129 days
Mean gross determination time – residential alts and adds	Regulatory Program	<= 77	54	On Track	This figure has decreased from 65 days in Q2.
Mean gross determination time – single new dwellings	Regulatory Program	<= 105	105	On Track	
Total approved development value (in millions)	Regulatory Program	>= 0	83	On Track	

Operational plan projects for 2018/19

Centres and Neighbourhoods Program	Time	Cost	Scope	Delivery date	Status	Approved budget	YTD Actual	Comments
Neighbourhood Centre Renewal	On Track	On Track	On Track	30/06/2019	On Track	\$1,034,909	\$526,238	Minor works at Avon completed. Pittwater works almost complete. Minor outstanding works scheduled for Q4.
Night Time Economy Implementation (Stage 1)	On Track	On Track	On Track	30/06/2019	On Track	\$285,346	\$20,197	Lighting works have been scheduled in conjunction with works at Gladesville and West Ryde. Works are scheduled to be completed in Q4 and are currently on-track. It is noted that there is limited contingency in the schedule and significant adverse weather may result in a minor carryover.
Land Use Planning program								
Ryde Heritage Study Update	On Track	On Track	On Track	30/06/2019	On Track	\$80,000	\$11,390	Consultant has undertaken initial analysis and further refinements are being undertaken.
LEP Review Project	On Track	On Track	On Track	30/06/2019	On Track	\$270,000	\$86,471	Draft LSPS presented to GSC in Q3. LSPS On Track for exhibition in July as per statutory requirements.
Purchase Aerial Photography for LGA	Complete	Complete	Complete	30/03/2019	Complete	\$25,000	\$25,000	
Open Space, Sport & Recreation program								
Street Tree Planting Program	On Track	On Track	On Track	31/05/2019	On Track	\$80,000	\$16,959	Works programmed to occur in Q4
Denistone East Bowling Club - Future Use	On Track	On Track	On Track	30/06/2019	On Track	\$13,900	\$3,253	Park Master Plan adopted by Council.
Open Space Master Plans	Action Required	On Track	On Track	31/07/2019	Carryover	\$200,000	\$164,890	ELS Hall Master Plan and Gannan Park Master Plan scheduled to be reported to Council in Q4. Meadowbank Park and Blenheim Park Master Plan scheduled to be reported to Council in Q1 19/20.
Integrated Open Space Plan	On Track	On Track	On Track	30/06/2019	On Track	\$50,000		Internal Review underway
Community and Cultural program								
City of Ryde Halls and Facilities Strategy	On Track	On Track	On Track	31/12/2019	Carryover	\$70,000	\$0.00	Delays in procurement process with a consultant due to commence in May. Draft strategy to be finalised in July /August and presented to Council in September and then placed on public exhibition.



Our active and healthy city



Enhanced Recreational Spaces

Providing opportunities and choice for recreation and active learning and living

Summary

Three projects are now flagged for carryover: Community and Social Wellbeing Plan, Playground Renewal & Upgrade, and Macquarie Park, Waterloo Rd. Two other projects are experiencing delays with some elements: Passive Parks Expansion and Improvement and Sportsfield Upgrade & Renewal.

Remaining projects are progressing as planned or have been completed.

City of Ryde has been nominated as a finalist for the Parks and Leisure Association award for the upgrade to the Meadowbank Outdoor Youth Space (Skatepark)

Scheduled sportfield lighting upgrades are almost complete. 7 Sportsfield and 3 parks upgrade projects have been completed. The upgrades to the ELS Hall Park Baseball facilities are now delayed until next financial year.

Well Targeted Services

Strengthening community life, connectedness and wellbeing

2018/19 (\$'000)	Revised Budget	Proposed Changes	Projected Budget	Actual YTD	Budget YTD	% Variance
Base						
Income	-8,700	-22	-8,722	-6,717	-6,992	-3.9%
Expenditure	17,374	22	17,396	11,895	13,124	-9.4%
Total Base	8,674	0	8,674	5,178	6,132	-15.6%
Non-Capital						
Income	-30		-30	-30	-30	
Expenditure	382	-80	302	192	284	-32.4%
Total Non-Capital	352	-80	272	162	254	-36.2%
Capital						
Income	-2,963	-5	-2,968	-2,513	-2,850	-11.8%
Expenditure	21,506	5,029	26,535	6,752	18,245	-63.0%
Total Capital	18,543	5,024	23,567	4,239	15,395	-72.5%
Transfers from reserves	-24,523	-5,081	-29,605		-8,306	-100.0%
Transfers to Reserves	6,311	145	6,455			
Total Reserve Movements	-18,213	-4,937	-23,149		-8,306	-100.0%
Book Value of Assets						
Advances						
Loan Proceeds						
Loan Repayments	289		289	252	217	16.5%
Total Loan Proceeds	289		289	252	217	16.5%
Net Result for Outcome	9,645	7	9,653	9,832	13,693	-28.2%

Outcome: Our healthy and active city

Performance Indicators 2018/19

Measure	Program	Target	Result	Status	Comments
Number of visits to the libraries	Library Program	>= 970,000	255,737	Annual Measure	On track to meet annual target.
Number of participants in organised sport on Council's active Open space areas	Open space, sport and recreation program	> 500,000	124,500	On Track	
Number of visitors to RALC	Open space, sport and recreation program	>= 750,000	578,472	On Track	On Track to meet yearly target.

Operational plan projects for 2018/19

Community and Cultural program	Time	Cost	Scope	Delivery date	Status	Approved budget	YTD Actual	Comments
Community Buildings Renewal	On Track	On Track	On Track	30/06/2019	On Track	\$407,620	\$78,653	
Community and Social Wellbeing Plan	On Track	On Track	On Track		Carryover	\$60,000	\$23,940	Final draft to be delivered late June and reported to Council in July and then placed on public exhibition.
Library program								
Community Buildings Renewals - Libraries	Complete	Complete	Complete		Complete	\$277,649	\$193,157	
Digital enhancement for Libraries	On Track	On Track	On Track	21/06/2019	On Track	\$25,000		Order placed for additional EFTPOS Kiosk for Eastwood Library
Open Space, Sport & Recreation program								
Passive Parks Expansion and Improvement	Action Required	On Track	On Track	31/07/2019	Action Required	\$2,757,431	\$670,364	Works for the Morrison Bay Park and ELS Hall Park projects may not be completed this financial year due to issues with procurement of lighting. Kings Park is a multi year project with construction to occur in 19/20.
Development of the Olympic Park Strategic Plan and Master PI	On Track	On Track	On Track		On Track	\$50,000	\$71,118	Project on track and nearing completion
Synthetic Playing Surfaces Expansion	Complete	Complete	Complete		Complete	\$106,692	\$80,055	
Sportsfield Floodlighting Expansion	On Track	On Track	On Track	19/06/2019	On Track	\$404,583	\$248,298	Meadowbank Field 10 works completed, Marsfield Park works programmed to be completed in Q4.
Sportsfield Upgrade & Renewal	Action Required	On Track	On Track	30/06/2019	Action Required	\$1,060,000	\$620,739	7 projects within the program are scheduled to be completed by the end of this financial year. Completion of the ELS Hall Park Baseball facilities project is delayed and is at risk of not being completed this financial year as a result of procurement issues.
Plans of Management for Parks					Cancelled	\$0		Budget consolidated into Development of Parks Plans of Management.

	Time	Cost	Scope	Delivery date	Status	Approved budget	YTD Actual	Comments
Development of Parks Plans of Management	On Track	On Track	On Track	30/06/2019	On Track	\$271,873	\$97,272	Parramatta River PoM adopted by Council. Awaiting Ministerial consent to publically exhibit Sportsgrounds and Parks and General Community Use PoM.
Playground Renewal & Upgrade	Action Required	On Track	On Track	31/12/2019	Carryover	\$1,320,804	\$843,795	Anzac Park Playground delayed due to request by Council to undertake further community consultation. This consultation will occur in Q4, Playground construction not to occur until 19/20.
Sportsground Amenities Upgrades Renewal	On Track	On Track	On Track	23/06/2019	On Track	\$1,352,910	\$468,670	Works underway and programmed to be completed Q4.
RALC Asset Renewal	On Track	On Track	On Track	30/06/2019	On Track	\$1,285,000	\$39,673	All sub-projects completed except one which will be carried forward to 2019/2020 (budget value \$1,000,000 from Competition Pool Air Handling Units)
Sportsfield Floodlighting Renewal	On Track	On Track	On Track	30/04/2019	On Track	\$145,000	\$26,828	Monash Park works underway and programmed to be completed Q4.
Macquarie Park, Waterloo Rd	Action Required	On Track	Action Required	31/12/2020	Carryover	\$6,000,000	\$11	Negotiations ongoing between Council, Property NSW and John Holland Group in relation to Delivery of the Park.
Shrimptons Creek Corridor Embellishment	On Track	On Track	On Track	30/06/2019	On Track	\$3,320,197	\$953,582	Wilga Park works programmed for completion Q4, consideration being made for completing additional works within Cottonwood Cres.
Construction of Skate Facilities within City of Ryde	On Track	On Track	On Track	15/04/2019	On Track	\$3,042,727	\$2,528,112	Constructions programmed for completion Q4.



Our natural and sustainable city

Sustainable Planning

Reducing our environmental footprint and protecting our natural and built environments

Summary

Three projects are flagged for carryover: 146 Bowden St Trunk Drainage, Eastwood TC Flood Study, and Terrys Creek Walking Trail. Two other projects are experiencing delays and scope changes: Shepherds Bay Outlet and Small Rd and Lavarack St Drainage Expansion.

All other projects are progressing as planned or have been completed.

The West Ryde Community Centre Solar Project is now back on track to be delivered, with an expanded solar capacity over that originally planned. The RALC Solar project has been completed under budget.

Collaborative development

People are at the heart of planning and influence how the city grows and changes

Resilient Infrastructure

Managing infrastructure to reduce risk and impacts

2018/19 (\$'000)	Revised Budget	Proposed Changes	Projected Budget	Actual YTD	Budget YTD	% Variance
Base						
Income	-23,538	-565	-24,104	-22,858	-22,860	0.0%
Expenditure	25,334	209	25,542	14,794	18,958	-22.0%
Total Base	1,795	-357	1,439	-8,064	-3,903	106.6%
Non-Capital						
Income	-78	43	-35	-16	-67	-75.4%
Expenditure	981	-43	938	469	769	-39.0%
Total Non-Capital	903		903	453	702	-35.5%
Capital						
Income	-159		-159	-150	321	-146.7%
Expenditure	8,442	48	8,490	3,896	6,543	-40.5%
Total Capital	8,283	48	8,331	3,746	6,864	-45.4%
Transfers from reserves	-28,050	-59	-28,109		-2,636	-100.0%
Transfers to Reserves	21,060	316	21,376		-28	-100.0%
Total Reserve Movements	-6,991	257	-6,734		-2,664	-100.0%
Book Value of Assets						
Advances						
Loan Proceeds						
Loan Repayments						
Total Load Proceeds						
Net Result for Outcome	3,991	-52	3,939	-3,865	1,000	-486.6%

Outcome: Our natural and sustainable city

Performance Indicators 2018/19

Measure	Program	Target	Result	Status	Comments
% tonnes of recycling from all domestic waste services	Waste and Recycling Program	>= 48%	45.0%	Off Track	Container Deposit Scheme has impacted container recyclables. Lower levels of paper usage has also been noted.

Operational plan projects for 2018/19

Catchment program	Time	Cost	Scope	Delivery date	Status	Approved budget	YTD Actual	Comments
Stormwater Asset Replacement Renewal	On Track	On Track	On Track	21/06/2019	On Track	\$3,207,516	\$1,431,701	7 out of 17 projects completed. Remainder to be completed in final quarter.
146 Bowden St Trunk Drainage	Action Required	On Track	Action Required	16/12/2019	Carryover	\$963,400	\$102,407	Contractual arrangements with Viva are pending.
Stormwater Improvement Works - Renewal	On Track	On Track	On Track	21/06/2019	On Track	\$662,205	\$318,829	Three projects completed. Pit investigation, CCTV and Future Planning and Design are on-going programs to be carried out through the year.
Shepherds Bay Outlet	Action Required	On Track	Action Required	16/12/2019	Action Required	\$770,000	\$105,000	Design to be finalised. Construction works are dependent on the 146 Bowden Street trunk drainage works. Works to be done in concurrence.
Ann Thorn Park Catchment Works	Complete	Complete	Complete	31/05/2019	Complete	\$960,571	\$816,653	
Eastwood TC Flood Study	Action Required	On Track	Action Required	19/08/2019	Carryover	\$150,000	\$10,021	Study scheduled to be completed early in the 2019/20 financial year due to missing data.
Small Rd and Lavarack St Drainage Expansion	Action Required	On Track	Action Required		Action Required	\$150,000	\$22,500	Negotiations with the Department of Education have been delayed as a result of the caretaker period leading up to the recent State election
Environmental program								
Waste - to - Art	On Track	On Track	On Track	28/06/2019	On Track	\$34,000	\$23,347	
RALC Multi-Purpose Centre - Solar	Complete	Complete	Complete		Complete	\$174,838	\$119,419	Delivered under budget
West Ryde Community Centre Solar Project	On Track	Action Required	On Track	28/06/2019	On Track	\$32,000		Budget variation \$18k increase required to enable roof anchor point adjustments and additions and upsize solar infrastructure to 36kw system to maximise solar capacity for the site with no impact on pay back calculations over 5 years.

Foreshore program	Time	Cost	Scope	Delivery date	Status	Approved budget	YTD Actual	Comments
Bennelong Park Groyne and Foreshore Improvement	On Track	Action Required	On Track	29/01/2019	Complete	\$19,864	\$22,623	
Open Space, Sport & Recreation program								
Park & Open Space Tree Planting Program	Complete	Complete	Complete	31/12/2018	Complete	\$62,000	\$54,043	
Ryde Biodiversity Plan - Implementation	On Track	On Track	On Track	28/06/2019	On Track	\$161,510	\$72,090	
Terrys Creek Walking Trail	Action Required	On Track	On Track	01/07/2019	Carryover	\$459,791	\$297,901	this was a 4 year project, with final year of project in 2019/20.
Field of Mars Visitor Centre Road and Stormwater Disposal Works	On Track	Action Required	On Track	28/06/2019	On Track	\$50,000	\$7,500	
Waste and Recycling program								
Eastwood Litter Prevention Campaign	On Track	On Track	On Track		On Track	\$152,654	\$57,436	
Porters Creek Feasibility Study for CRC	On Track	On Track	On Track		On Track	\$50,000	\$14,437	Clearing of site undertaken. Survey to commence in Q4.
Porters Creek Precinct	On Track	On Track	On Track		On Track	\$400,000	\$197,447	
Community Problem Waste Recycling Centre	On Track	On Track	On Track		On Track	\$205,125	\$205,125	
Old Landfill Sites Subsidence Program Renewal	On Track	On Track	On Track	05/04/2019	On Track	\$530,000	\$399,959	Netball Court Resurfacing works programmed for completion early Q4.
Laurel Park Litter Prevention	On Track	On Track	On Track		On Track	\$62,639	\$27,768	
Managing Waste Reduction in Multi Unit Dwellings	On Track	On Track	On Track		On Track	\$85,000	\$58,972	
Recycle Right and Reduce Waste	On Track	On Track	On Track		Not Started	\$30,000		Budget allocated in March. Project to commence in Q4.
Single Use Plastic Reduction	On Track	On Track	On Track		Not Started	\$50,000		Budget allocated in March. Project to commence in Q4.



Our smart and innovative city

Business opportunity and investment

Businesses benefit from a prosperous local economy

Summary

All projects are progressing or have been completed as planned.

Two projects have been incorporated into other projects: Public Art Embellishment in Macquarie Park and the Wireless Services and Smart Technologies Implementation in Macquarie Park.

The Transport and Pedestrian Initiatives - Macquarie Park project has been cancelled because investigations into an extended on-demand bus service indicated the project would not be feasible.

Strengthening Business Networks

Partnerships shape business growth, investment and development

Macquarie Park

Macquarie Park expands its role as a leading commercial centre and innovation district

2018/19 (\$'000)	Revised Budget	Proposed Changes	Projected Budget	Actual YTD	Budget YTD	% Variance
Base						
Income	-17		-17	-10	-12	-14.4%
Expenditure	1,493	23	1,516	1,124	1,137	-1.1%
Total Base	1,477	23	1,500	1,113	1,124	-1.0%
Non-Capital						
Income				1		
Expenditure	514		514	365	406	-10.1%
Total Non-Capital	514		514	365	406	-10.0%
Capital						
Income						
Expenditure	4,769		4,769	1,048	4,117	-74.5%
Total Capital	4,769		4,769	1,048	4,117	-74.5%
Transfers from reserves	-5,617	-15	-5,632		-2,288	-100.0%
Transfers to Reserves	-5		-5			
Total Reserve Movements	-5,622	-15	-5,637		-2,288	-100.0%
Book Value of Assets						
Advances						
Loan Proceeds						
Loan Repayments						
Total Loan Proceeds						
Net Result for Outcome	1,138	8	1,145	2,527	3,360	-24.8%

Outcome: Our smart and innovative city

Operational plan projects for 2018/19

Centres and Neighbourhood program	Time	Cost	Scope	Delivery date	Status	Approved budget	YTD Actual	Comments
Footpath Upgrade - Khartoum Road	On Track	On Track	On Track	21/06/2019	On Track	\$850,000	\$131,117	Works anticipated in Q4.
TMA for Macquarie Park	On Track	On Track	On Track	30/06/2019	On Track	\$100,000	\$100,000	
Place Making Macquarie Park	On Track	On Track	On Track	30/06/2019	On Track	\$93,000	\$59,095	
Town Centre Upgrade implementation - Renewal	On Track	On Track	On Track		On Track	\$2,090,907	\$450,398	Works underway. Currently on-track for completion in Q4.
West Ryde Plaza	On Track	On Track	On Track	31/05/2019	On Track	\$1,790,633	\$444,796	Paving, concrete walls, planting and play area completed. Seating and Shade structure to be completed in Q4.
Community and Cultural program								
Macquarie-Ryde Futures-PhD Social Inclusion and building resi	On Track	On Track	On Track	30/06/2019	On Track	\$15,000	\$15,000	
Economic Development program								
Implementation of Marketing Plan	On Track	On Track	On Track	30/06/2019	On Track	\$75,000	\$64,863	
Economic Development Plan Implementation	On Track	On Track	On Track	30/06/2019	On Track	\$40,000	\$20,013	
NSW Small Business	Complete	Complete	Complete	18/10/2018	Complete	\$5,000	\$4,300	
Land Use Planning program								
Macquarie-Ryde Futures-PhD-Urban Planning	On Track	On Track	On Track	30/06/2019	On Track	\$15,000	\$15,000	
Strategic City program								
Planting Embellishment Program - Macquarie Park	On Track	On Track	On Track		On Track	\$37,000	\$21,737	
Public Art Embellishment in Macquarie Park					Cancelled	\$0	\$0	Project to be delivered with Shrimpton's Creek corridor upgrades.
Lachlan's Line - Community Facility	Complete	Complete	Complete		Complete	\$36,018	\$26,895	
Transport and Pedestrian Initiatives - Macquarie Park	Complete	Complete	Complete		Cancelled	\$135,000	\$59,500	Investigations into extended on-demand bus service indicated the project would not be feasible.
Wireless Services and Smart Technologies Implementation in Macquarie Park					Cancelled	\$0	\$0	Project to be delivered with Upgrade to Wilga Pk.



Summary

The majority of projects are progressing or have been completed as planned. Three projects are experiencing delays and are flagged for carryover into 2019/20: Seawalls/Retaining Walls Refurbishment Renewal, Cycleways Construction Expansion and the Integrated Transport Strategy Implementation.

Road resurfacing works are almost complete, with 72 of 74 resurfacing jobs planned for the year completed.

City of Ryde has also achieved a Highly Commended award at the National awards for Local Government for our Road safety infrastructure upgrades around schools.

2018/19 (\$'000)	Revised Budget	Proposed Changes	Projected Budget	Actual YTD	Budget YTD	% Variance
Base						
Income	-12,683	75	-12,608	-6,731	-6,625	1.6%
Expenditure	11,223	137	11,360	7,987	8,392	-4.8%
Total Base	-1,460	212	-1,249	1,256	1,767	-28.9%
Non-Capital						
Income	-141	32	-109	-74	-83	-11.6%
Expenditure	488	-73	416	190	344	-44.8%
Total Non-Capital	347	-41	306	116	261	-55.4%
Capital						
Income	-30,097	-3,392	-33,489	-31,738	-24,288	30.7%
Expenditure	21,440	-48	21,391	11,379	16,410	-30.7%
Total Capital	-8,658	-3,440	-12,098	-20,359	-7,878	158.4%
Transfers from reserves	-20,805	85	-20,720		-2,062	-100.0%
Transfers to Reserves	28,610	3,415	32,025		8,610	-100.0%
Total Reserve Movements	7,805	3,500	11,305		6,548	-100.0%
Book Value of Assets						
Advances						
Loan Proceeds						
Loan Repayments						
Total Loan Proceeds						
Net Result for Outcome	-1,965	231	-1,735	-18,986	697	-2822%

Outcome: Our connected and accessible city

Performance Indicators 2018/19

Measure	Program	Target	Result	Status	Comments
# passengers transported by Shop Ryder, annually	Traffic & Transport Program	>= 38,000	40,086	On Track	14,399 passengers transported in Qtr 3

Operational plan projects for 2018/19

Foreshore program	Time	Cost	Scope	Anticipated Delivery	Status	Approved Budget	YTD Actual	Comments
Seawalls/Retaining Walls Refurbishment Renewal	Action Required	Action Required	Action Required	16/12/2019	Carryover	\$1,128,044	\$832,747	Design is currently continuing for both Banjo Patterson Seawall and Putney Park Seawalls. It is expected that construction will commence in 2019/20 for both projects. Morrison Bay Seawall has been completed.
Kissing Point Boat Ramp Repairs	Complete	Complete	Complete		Complete	\$15,000	\$35,439	
Library program								
Libraries Public PC Renewal	On Track	On Track	On Track	28/06/2019	On Track	\$70,000		
Library Public Multimedia Lab	On Track	On Track	On Track	29/04/2019	On Track	\$50,000	\$24,298	Available to customers from 29/4/2019
Paths and Cycleways program								
Cycleways Construction Expansion	Action Required	Action Required	On Track		Carryover	\$2,184,079	\$828,455	Project delayed due to RMS approval
Footpath Construction Renewal	On Track	On Track	On Track	31/05/2019	On Track	\$850,000	\$494,475	6 of the 7 packages are now completed.
Field of Mars Shared Use Path	On Track	On Track	On Track	30/08/2019	On Track	\$330,000	\$66,057	Multi-year project. Design has been completed. Contractor scheduled to commence construction works in mid May 2019.
Footpath Construction Expansion	On Track	On Track	On Track	07/06/2019	On Track	\$930,547	\$468,336	8/12 projects completed. Four deferred. Four projects from 19/20 program brought forward. Endorsement from Council on 29 April 2019.
Roads program								
Heavy Patching	On Track	On Track	On Track	24/05/2019	On Track	\$380,800	\$144,307	Three out of the four heavy patching jobs completed.
Bridge Upgrade / Renewal	On Track	On Track	On Track	07/06/2019	On Track	\$380,000	\$59,348	13 Bridge inspections completed. Contract has been awarded in relation to refurbishment works of Lucinda Street Bridge.
Flood Mitigation/Constitution Road Upgrade	On Track	On Track	On Track	01/05/2020	On Track	\$500,000	\$208,755	Multi year project. Various designs still in progress.
Road Kerb Renewal	On Track	On Track	On Track	31/05/2019	On Track	\$4,724,432	\$1,681,210	
Kerb and Gutter Renewal	On Track	On Track	On Track	29/03/2019	Complete	\$200,000	\$172,241	
Road Resurfacing Renewal	On Track	On Track	On Track	31/05/2019	On Track	\$6,249,100	\$4,972,252	34/36 AC resurfacing jobs completed. Remainder for Q4. 37/37 micro resurfacing jobs have been completed
Pittwater Road Upgrade (High St - Field of Mars)	On Track	On Track	On Track	16/12/2019	On Track	\$350,000	\$65,272	Multi-year project. Design and tendering in 2018/19.
Integrated Transport Strategy Implementation	Action Required	On Track	On Track	14/06/2019	Carryover	\$200,000	\$30,000	Project is on hold pending recruitment of staff.

Organisational Development Program	Time	Cost	Scope	Anticipated Delivery	Status	Approved Budget	YTD Actual	Comments
Best Value Review -Traffic Transport and Development	Complete	Complete	Complete	17/04/2019	Complete	\$50,000	\$48,000	Completed and report approved by ET
Traffic & Transport program								
Pedestrian Accessibility & Mobility Plan	On Track	On Track	On Track	28/06/2019	On Track	\$50,000	\$0	Contract has been awarded and audit reporting is expected for delivery in June 2019
Bus Stop Seats - new	Complete	Complete	Complete	08/02/2019	Complete	\$36,800	\$36,684	
Eastwood Traffic & Parking Study	On Track	On Track	On Track	31/05/2019	On Track	\$227,718	\$60,371	
Traffic Facilities Renewal	On Track	On Track	On Track	14/06/2019	On Track	\$250,000	\$124,708	
See Street Traffic Facilities Expansion	Action Required	Action Required	Action Required		Deferred	\$25,000	\$3,750	Requesting Q3 budget reduction – Project deferred until completion of Meadowbank Education Precinct study
Bus Stop DDA compliance	On Track	On Track	On Track		On Track	\$198,200	\$91,064	15 of 26 sites are completed. 9 to be completed by week ending 3/5/2019. The remaining two sites on Ryedale Road are on hold due to a current development.
Traffic Calming Devices	On Track	On Track	On Track	14/06/2019	On Track	\$699,467	\$502,081	
PAMP Implementation Works - Central, East and West Wards	On Track	On Track	On Track		On Track	\$175,000	\$80,540	
Car Park Renewal	On Track	On Track	Action Required	14/06/2019	On Track	\$380,000	\$100,517	Scope of work is being revised due to community concerns surrounding trees.
Road Safety Upgrades and Improvement	On Track	On Track	On Track	14/06/2019	On Track	\$50,000	\$7,266	
Cambridge St Gladesville - Traffic Mgmt Devices	On Track	On Track	On Track	21/06/2019	On Track	\$35,000	\$5,250	
Devlin Street Traffic Study	On Track	On Track	On Track		On Track	\$19,486		
Multi-deck Car Park Construction - Rowe St Eastwood	On Track	On Track	On Track		On Track	\$550,000	\$268,312	
Top Ryde - Construction of 40km/hr HPAA	On Track	On Track	On Track	14/06/2019	On Track	\$513,100	\$106,215	
Regulatory program								
School Zone Parking Officers	On Track	On Track	On Track	30/06/2019	On Track	\$126,000	\$45,963	On track



Our diverse and inclusive city

An engaged, connected community People feeling connected within their community

Celebrating culture and heritage

A distinct local identity built on our city's character and rich cultural heritage

Accessible community facilities

Easy access to diverse cultural spaces, places and opportunities

Summary

The majority of projects have been completed or are progressing as planned. Two projects have experienced delays and some tasks will be carried over into 2019/20: the Art Project, and development of the City of Ryde Cultural Plan.

2018/19 (\$'000)	Revised Budget	Proposed Changes	Projected Budget	Actual YTD	Budget YTD	% Variance
Base						
Income	-1,353	8	-1,345	-1,207	-1,109	8.9%
Expenditure	5,922	54	5,977	4,405	4,486	-1.8%
Total Base	4,569	63	4,632	3,198	3,377	-5.3%
Non-Capital						
Income	-5	-27	-31	-8	-5	69.5%
Expenditure	471	27	497	158	372	-57.5%
Total Non-Capital	466		466	150	368	-59.1%
Capital						
Income	-5		-5	-5	-5	0.0%
Expenditure	548	6	554	347	423	-17.9%
Total Capital	543	6	549	343	419	-18.1%
Transfers from reserves	-708		-708	-36	-50	-27.6%
Transfers to Reserves	260	-17	243			
Total Reserve Movements	-448	-17	-465	-36	-50	-27.6%
Book Value of Assets						
Advances						
Loan Proceeds						
Loan Repayments						
Total Loan Proceeds						
Net Result for Outcome	5,131	51	5,182	3,655	4,113	-11.1%

Outcome: Our diverse and inclusive city

Operational plan projects for 2018/19

Centres and Neighbourhood program	Time	Cost	Scope	Delivery date	Status	Approved budget	YTD Actual	Comments
Ryde Heritage Information Centre	On Track	On Track	Action Required	30/06/2019	On Track	\$30,000	\$3,901	Due to unanticipated and urgent heritage related activity it is anticipated that one of the planned events in Q4 will not be held and the 1 remaining event will be held in June.
Community and Cultural program								
Ryde Youth Theatre Group	On Track	On Track	On Track	30/06/2019	On Track	\$75,000	\$58,309	
South Asian Film, Arts & Literature Festival (SAFAL)	On Track	On Track	On Track	30/06/2019	On Track	\$10,000	\$10,000	Planning for the Festival is on track and will be held in August 19.
Ryde Hunters Hill Symphony Orchestra	Complete	Complete	Complete	31/12/2018	Complete	\$50,000	\$50,000	Grant provided in Q2.
Munch and Music	On Track	On Track	On Track	30/06/2019	On Track	\$20,000		Framework and infrastructure established and activation performances to commence Q4.
Art Project	On Track	On Track	On Track	30/06/2019	Carryover	\$56,034		An EOI has been completed and is in the process of appointing an artist. Flagged for a partial carry over.
Ryde Remembers - ANZAC	On Track	On Track	On Track	30/06/2019	On Track	\$10,000	\$953	Remembrance Day, Anzac Day, Sir John Monash Plaque
ANZAC and Remembrance Memorial	Complete	Complete	Complete		Complete	\$5,618	\$5,618	Remembrance Day 11 November memorial for the end of the WWI and ANZAC Committee 2018
Cultural Plan	On Track	On Track	On Track		Carryover	\$60,000	\$23,940	Final draft to be delivered late June and reported to Council in July and then placed on public exhibition.
WW1 House Names Ryde & Eastwood	Complete	Complete	Complete		Complete	\$6,060	\$6,060	Book designed in-house and launch November. Now available in City of Ryde Libraries.
Land Use Planning program								
Macquaire Library and Creativity Hub Design	Complete	Complete	Complete		Complete	\$113,709	\$1,350	Preliminary design completed for purposes of VPA - remaining design will occur during pre-planning for the future DA that will dedicate the facility to Council. Remaining funds to be carried over to future year for this purpose.
Heritage Grants Scheme	On Track	On Track	On Track	30/06/2019	On Track	\$20,000		3 successful applications endorsed by Heritage Advisory Committee in Q3. Funds will be administered in Q4.
Library program								
Library Strategic Plan	Action Required	On Track	On Track	28/06/2019	On Track	\$20,000	\$3,500	Carryover of 10K funds requested for printing of the final document after the public exhibition period.
Library Books	On Track	On Track	On Track	28/06/2019	On Track	\$542,300	\$341,881	



Our open and progressive city

Advocacy on key issues

Achieving the best outcomes for the City of Ryde and its people

An engaged and informed community

Residents trust Council and feel well informed, heard, valued and involved.

Well Led, Financially Sustainable

Transparent, responsible leadership and governance

Summary

Two projects have experienced delays and are flagged for carryover into 2019/20: Intranet Upgrade and Mobile Field Worker App - Health and Building Compliance. Another project, Additional Safehold Modules, is also delayed and is likely to be carried over.

Information Technology Renewals and Information Technology – Expansion are experiencing issues with their implementation that is causing delays. Carryovers are expected with both these projects.

The community Perception Study is currently in forward planning and has not started yet.

2018/19 (\$'000)	Revised Budget	Proposed Changes	Projected Budget	Actual YTD	Budget YTD	% Variance
Base						
Income	-79,099	-993	-80,093	-79,138	-76,388	3.6%
Expenditure	29,347	-43	29,304	20,137	22,949	-12.3%
Total Base	-49,752	-1,036	-50,789	-59,001	-53,440	10.4%
Non-Capital						
Income				0		
Expenditure	1,092	55	1,147	510	848	-39.8%
Total Non-Capital	1,092	55	1,147	510	848	-39.8%
Capital						
Income				-381		
Expenditure	6,553	153	6,706	3,391	5,137	-34.0%
Total Capital	6,553	153	6,706	3,011	5,137	-41.4%
Transfers from reserves	-11,230	-348	-11,578	-10,106	-1,022	889.3%
Transfers to Reserves	32,576	1,130	33,706	10,106	250	3942.4%
Total Reserve Movements	21,346	782	22,128		-772	-100.0%
Book Value of Assets	-1,200		-1,200	-1,124	-900	24.9%
Advances						
Loan Proceeds	-700		-700		-525	-100.0%
Loan Repayments	662		662	469	497	-5.5%
Total Loan Proceeds	-1,238		-1,238	-655	-928	-29.4%
Net Result for Outcome	-21,998	-47	-22,045	-56,136	-49,155	14.2%

Outcome: Our Open and Progressive City

Performance Indicators 2018/19

Measure	Program	Target	Result	Status	Comments
% customer satisfaction with the service provided at the Customer Service Centre	Customer and Community Relations Program	>= 80%	81.0%	On Track	Three new staff members are progressing through training and additional assistance with technical information is required. High volume of staff are frequently unavailable when contacted for information, messages are required to be taken for a customer response
% of calls to the Customer Call Centre resolved at the first point of contact	Customer and Community Relations Program	>= 85%	81.0%	On Track	
% of Councillor requests responded to within agreed service standard	Governance and Civic Program	>= 90%	65.0%	Off Track	This statistic is below target due to the high number of requests received for the quarter, together with the complexity of some of the requests.
Number of known breaches of statutory/council policy requirements	Governance and Civic Program	0	0.0%	On Track	
% returns over benchmark (Bloomberg rate)	Internal Corporate Services Program	>= 0.85%	1.0%	On Track	As Per March 2019 Investments Report
Forecasted Project Completion - Baseline vs Actual	Internal Corporate Services Program	>= 85%	82.0%	On Track	The running percentage against the baseline reduced during the 3rd quarter however the program is on track to exceed expectations by the end of the financial year.
Occupancy of commercial properties (income generating) over 12 months	Property Portfolio Program	> 75%	90.0%	On Track	
% of internal audit recommendations implemented within agreed timeframes	Risk Management program	1	0.0%	Off Track	0/5 recommendations from previous 2 audits. One recommendation partially completed, to be completed next quarter. 4 recommendations deferred till quarter 4.

Operational plan projects for 2018/19

Community and Cultural program	Time	Cost	Scope	Delivery date	Status	Approved budget	YTD Actual	Comments
White Ribbon Accreditation Project	On Track	On Track	On Track	30/06/2019	On Track	\$18,000	\$17,000	
Customer and Community Relations program								
City Wide Engagements	On Track	On Track	On Track	30/06/2019	On Track	\$30,000	\$759	Three city-wide engagements at three of our libraries to promote simultaneous Storytime with the opportunity for councillors in each ward to participate.
Community Perception Study					Forward Planning	\$35,000		
Governance and Civic program								
Provision of Councillor Equipment	Complete	Complete	Complete		Complete	\$11,895		
Procurement Improvement	On Track	On Track	On Track	30/09/2019	On Track	\$100,000	\$19,620	

Internal Corporate Services program	Time	Cost	Scope	Delivery date	Status	Approved budget	YTD Actual	Comments
Fit For The Future Action Plan Implementation	On Track	On Track	On Track		On Track	\$60,000		
Office Fitout - North Ryde Office and Top Ryde Office	Complete	Complete	Complete		Complete	\$129,036	\$20,439	
Plant & Fleet Purchases	On Track	On Track	On Track		On Track	\$3,200,000	\$2,307,789	
Information Technology Renewal	Action Required	On Track	On Track		Action Required	\$1,228,255	\$468,929	Renewal Cluster progress has been affected by the review of the strategy. Significant progress is planned in Q4, although some activities will be carried over into FY19/20.
Information Technology - Expansion	Action Required	On Track	On Track		Action Required	\$100,000	\$32,246	Program of work is progressing as planned with eLearning and Video Conferencing well advanced. Online Customer Service tool (e-chat) yet to commence and expected to carryover to FY19/20.
Open Space, Sport & Recreation program								
Facility Software Upgrade	On Track	On Track	On Track		On Track	\$106,611	\$65,100	
Organisational Development program								
Intranet Upgrade	Action Required	On Track	On Track	30/11/2019	Carryover	\$30,000		Initial meetings held. Final scoping underway. Carryover to fit in with IT resources and potential TRIM upgrade
HR Advisor - Projects	On Track	On Track	On Track		On Track	\$100,000	\$77,331	
Property Portfolio program								
Operational Building Renewal	On Track	On Track	On Track		On Track	\$52,900	\$28,135	
Corporate Buildings Renewals	On Track	On Track	On Track		On Track	\$40,000	\$6,000	
741 Victoria Road	On Track	On Track	On Track		On Track	\$100,000	\$130,614	
Ryde Central	On Track	On Track	On Track		On Track	\$584,238	\$288,997	Concept designs for options have been prepared and construction estimates have been completed for these options
33-35 Blaxland Road	On Track	On Track	On Track		On Track	\$1,300,000	\$312,033	
Commercial Buildings Renewal	On Track	On Track	On Track		On Track	\$100,000	\$15,000	
Regulatory program								
Mobile Field Worker App - Health and Building Compliance	Action Required	On Track	On Track	03/09/2019	Carryover	\$154,787	\$4,992	Problems detected during user acceptance testing has delayed final delivery and training. Now expected delivery late Qtr 1 2019/20. Carry over of \$90k flagged to cover payments half software licensing, completion of Building Manager and final handover of user manuals.
Best Value Review - Building Compliance & Certification	On Track	On Track	On Track		On Track	\$40,000	\$35,100	

Risk Management program	Time	Cost	Scope	Delivery date	Status	Approved budget	YTD Actual	Comments
Additional Safehold Modules	Action Required	Action Required	Action Required		Not Started	\$50,000		Safehold project will be carried over because the vendor is delayed in the development of the application. Expect that this will be completed by 2nd quarter of 2019-20.
Claims Officer	On Track	Action Required	On Track		On Track	\$75,000	\$46,154	



Attachment 1

Natu	Description	18/19 Opening Balance	Budget To Reserve	Budget From Reserve	18/19 Budget Result	Review To Reserve	Review From Reserve	18/19 Review Result
93001 - Internally Restricted Revenues								
8301	Stockland Creche Contribution							
8302	Voluntary Planning Agreement Reserve	9,840,563.56	282,100.00	-2,319,016.00	7,803,647.56		-30,000.00	7,773,647.56
8303	Accommodation Reserve	11,183,625.18		-2,414,026.00	8,769,599.18			8,769,599.18
8304	Asset Replacement Reserve	19,156,808.70	6,639,390.00	-9,098,831.00	16,697,367.70		-322,940.00	16,374,427.70
8305	Plant Replacement Reserve	3,299,694.84	3,240,540.00	-3,534,714.00	3,005,520.84	128,998.00	94,691.00	3,229,209.84
8306	Ryde Aquatic Leisure Centre Reserve	3,373,772.99	4,361,440.00	-5,499,091.00	2,236,121.99	-5,472.00	-13,563.00	2,217,086.99
8308	Public Art Reserve	15,279.00			15,279.00			15,279.00
8309	Council Election Reserve	117,005.10	220,000.00		337,005.10			337,005.10
8310	Risk Rebate Reserve							
8311	Investment Property Reserve	21,564,672.67	120,000.00	-890,800.00	20,793,872.67			20,793,872.67
8312	Ryde Central Reserve	12,765,339.87	4,874,000.00	-603,724.00	17,035,615.87	410,700.00	-20,000.00	17,426,315.87
8313	Community Grants Reserve	258,844.00			258,844.00		-33,541.00	225,303.00
8314	Carryover Works Reserve	49,933.53		-49,934.00	-0.47			-0.47
8315	Synthetic Sports Surface Reserve	169,063.02	260,000.00	-60,000.00	369,063.02	90,000.00	-90,000.00	369,063.02
8316	Transport & Pedestrian Initiatives MP Reserve	144,536.62	150,000.00	-135,000.00	159,536.62			159,536.62
8317	Merger and Transition Reserve	299,200.53		-150,000.00	149,200.53			149,200.53
8318	Porters Creek Reserve							
8319	Insurance Fluctuation Reserve	650,000.00	100,000.00	-200,000.00	550,000.00		-100,000.00	450,000.00
8320	WHS & Injury Management Reserve	194,736.55		-145,000.00	49,736.55			49,736.55
8321	Public Domain Plan Reserve							
8322	Planning Proposal Reserve	243,905.15		-109,880.00	134,025.15			134,025.15
8323	Macquarie University VPA Reserve	273,053.67			273,053.67			273,053.67
8340	Affordable Housing Reserve		80,000.00	-55,000.00	25,000.00			25,000.00
8341	Workers Compensation Reserve	500,000.00	949,760.00		1,449,760.00			1,449,760.00
Total Internally Restricted Revenues		84,100,034.98	21,277,230.00	-25,265,016.00	80,112,248.98	624,226.00	-515,353.00	80,221,121.98
93002 - Internally Restricted Liabilities								
8327	Employee Leave Entitlements Reserve	4,751,907.00			4,751,907.00			4,751,907.00
8328	Refundable Deposits Reserves	15,156,798.13			15,156,798.13			15,156,798.13
8329	Interest on Refundable Deposits Reserve	377,366.19			377,366.19			377,366.19
Total Internally Restricted Liabilities		20,286,071.32			20,286,071.32			20,286,071.32



Attachment 1

Natu	Description	18/19 Opening Balance	Budget To Reserve	Budget From Reserve	18/19 Budget Result	Review To Reserve	Review From Reserve	18/19 Review Result
93003 - Section 7.11 Contribution Reserves								
8351	Community & Cultural Facilities Reserve	15,491,100.93	7,770,520.00	-742,487.00	22,519,133.93	1,584,118.00		24,103,251.93
8352	Open Space & Recreation Facilities Reserve	57,302,776.14	18,450,630.00	-9,290,434.00	66,462,972.14	1,300,000.00	-5,024,109.77	62,738,862.37
8353	Roads & Traffic Management Facilities Reserve	-89,466.00	2,674,430.00	-5,950,080.00	-3,365,116.00	1,000,000.00	85,000.00	-2,280,116.00
8354	Stormwater Management Facilities Reserve	3,798,600.74	1,217,750.00	-3,870,820.00	1,145,530.74	100,000.00	-30,000.00	1,215,530.74
8355	Section 7.11 Plan Administration Reserve	29,104.61	150,050.00	-195,960.00	-16,805.39	15,000.00	-14,140.00	-15,945.39
Total Section 7.11 Contribution Reserves		76,532,116.42	30,263,380.00	-20,049,781.00	86,745,715.42	3,999,118.00	-4,983,249.77	85,761,583.65
93004 - Other External Restrictions								
8376	Domestic Waste Management Reserve	12,082,788.98	20,943,600.00	-20,499,614.00	12,526,774.98	316,000.00	-11,049.00	12,831,725.98
8378	Macquarie Park Corridor Special Rate Reserve	1,994,357.46	1,461,760.00	-1,932,260.00	1,523,857.46		-1,250.00	1,522,607.46
8379	Stormwater Management Service Charge Reserve	1,221,878.83	1,046,990.00	-946,575.00	1,322,293.83			1,322,293.83
8380	Sale of Roads Reserve	259,000.00			259,000.00			259,000.00
8381	Affordable Housing Contribution	138,910.00			138,910.00			138,910.00
8382	Infrastructure Special Rate Reserve	974,017.97	12,120,530.00	-12,327,793.00	766,754.97		-30,000.00	736,754.97
8383	146 Bowden St Trunk Drainage Court Settlement	963,400.00		-963,400.00				
Total Other External Restrictions		17,634,353.24	35,572,880.00	-36,669,642.00	16,537,591.24	316,000.00	-42,299.00	16,811,292.24
93005 - Unexpended Grants Reserves								
8401	U/Exp Grant - Home Modification & Maintenance	31,234.44	33,120.00		64,354.44	60,039.00		124,393.44
8403	U/Exp Grant - Volunteer Referral Agency	56,395.11	60,830.00		117,225.11			117,225.11
8405	U/Exp Grant - Library Subsidy		260,000.00	-260,000.00		-11,158.00	12,140.00	982.00
8416	U/Exp Grant - Financial Assistance Grants	1,260,410.00		-1,260,410.00				
8417	U/Exp Grant - Road Services Unit Management	466,179.00		-466,179.00				
8418	U/Exp Grant - Macquarie Park Master Plan							
8435	U/Exp Grant - WASIP	220.86			220.86			220.86
8439	U/Exp Grant - Vacation Care Program Grant	5,253.73			5,253.73			5,253.73
8443	U/Exp Grant - Curzon St/ Smith St Pedestrian (RT)							
8446	U/Exp Grant - Vimiera Road Traffic Facilities Renewal							
8447	U/Exp Grant - M2 Advertising Public Benefit (RMS)	36,738.00			36,738.00			36,738.00
8451	U/Exp Grant - Rowe St Eastwood Traffic Calming							
8455	U/Exp Grant - Planning for Ageing Population	4,560.00			4,560.00			4,560.00
8458	U/Exp Grant - Macquarie Park - Property	6,000,000.10		-6,000,000.00	0.10			0.10
8459	U/Exp Grant - Restoring Blue Gum High in Denistons	156.83			156.83			156.83



Attachment 1

Natu	Description	18/19 Opening Balance	Budget To Reserve	Budget From Reserve	18/19 Budget Result	Review To Reserve	Review From Reserve	18/19 Review Result
8461	U/Exp Grant - Better Waste & Recycling Fund	63,530.00	143,790.00	-194,654.00	12,666.00			12,666.00
8462	U/Exp Grant - Agincourt and Balaclava Rd TCS							
8463	U/Exp Grant - Ivan Hoe Estate Collective Impact	20,000.00			20,000.00			20,000.00
8464	U/Exp Grant - CDAT							
8465	U/Exp Grant - Blaxland Road SUP – Stage 3 (RMS)							
8466	U/Exp Loan - LIRS Phase 1							
8467	U/Exp Loan - LIRS Phase 2							
8468	U/Exp Grant - Ryde Remembers (ANZAC)							
8469	U/Exp Grant - NSW Youth Council Conference							
8470	U/Exp Grant - Shrimptons Creek Corridor Embellishment	2,774,736.82		-2,774,737.00	-0.18			-0.18
8471	U/Exp Grant - Morrison Rd LATM							
8472	U/Exp Grant - Laurel Park Litter Prevention	27,739.00	-27,739.00					
8473	U/Exp Grant - NSW Small Business	5,000.00	-5,000.00					
8474	U/Exp Grant - OLG		1,450,000.00		1,450,000.00			1,450,000.00
8475	U/Exp Grant - Bennelong Park Groyne and Forest	10,864.00		-10,864.00				
8476	U/Exp Grant - Pedestrian Accessibility & Mobility Plan	751.21			751.21			751.21
8477	U/Exp Grant - LEP Accelerated		100,000.00		100,000.00			100,000.00
Total Unexpended Grants Reserves		10,763,769.10	2,015,001.00	-10,966,844.00	1,811,926.10	48,881.00	12,140.00	1,872,947.10
Internal Loans								
8901	Internal Loan - RALC Reserve	-2,078,337.71	65,450.00		-2,012,887.71			-2,012,887.71
Total Internal Loans		-2,078,337.71	65,450.00		-2,012,887.71			-2,012,887.71
TOTAL RESERVES								
		207,238,007.35	89,193,941.00	-92,951,283.00	203,480,665.35	4,988,225.00	-5,528,761.77	202,940,128.58

City of Ryde - 2018/2019 Quarterly Changes Report

Attachment 2

			<i>Approved Budget 2018/2019</i>	<i>Actual 2018/2019</i>	<i>Proposed Changes 2018/2019</i>	<i>Comments</i>
Strategic City program						
1011575	Customer and Community Services - Administration	Op Exp	371,640	317,316	2,061	Reallocate Performance Review Budget
Total Strategic City program					2,061	
Organisational Development program						
4730791	Best Value Review - Civil Infrastructure & Integration	NCP Exp			50,000	Funding to be transferred from Fit For The Future Action Plan Implementation Project
4730791	Best Value Review - Civil Infrastructure & Integration	From Res			(50,000)	Funding to be transferred from Fit For The Future Action Plan Implementation Project
Total Organisational Development program						
Risk Management program						
1011511	Legal	Op Inc	(18,500)	(124,706)	(110,000)	Increase budget to reflect the actuals
1011511	Legal	Op Exp	531,220	532,505	210,000	Major court and contract matters pending and contract reviews
1011511	Legal	Op Exp	251,600	433,805	200,000	Major court and contract matters pending and contract reviews
1611139	Internal Audit	Op Exp	180,310	144,683	2,654	Increase budget to reflect the actuals
1611211	Risk Management	Op Exp	131,790	137,009	100,000	Increase the budget to reflect the actual costs
1611211	Risk Management	Op Exp	218,490	172,711	3,200	Reallocate Performance Review Budget
1711570	Tenders and Contract Management OPEX	Op Exp		4,600	4,600	Budget increased to reflect actual spending
2711012	Audit & Compliance	Op Exp	265,803	267,257	31,000	Increase the budget to reflect the actuals
4410003	Stores Management OPEX	Op Exp	350,255	279,001	4,759	Reallocate Performance Review Budget
4410003	Stores Management OPEX	Op Exp		20,444	30,000	Additional funding transferred from Operations Operating Budget
4410003	Stores Management OPEX	Op Exp		1,030	1,000	Reallocate Performance Review Budget
1611211	Risk Management	From Res			(100,000)	Increase the budget to reflect the actual costs
Total Risk Management program					377,213	

City of Ryde - 2018/2019 Quarterly Changes Report

Attachment 2

			<i>Approved Budget 2018/2019</i>	<i>Actual 2018/2019</i>	<i>Proposed Changes 2018/2019</i>	<i>Comments</i>
Community and Cultural program						
6811127	Home Modification & Maintenance	Op Inc	(47,840)	(34,901)	10,000	Reduce the budget to reflect the actuals
6811127	Home Modification & Maintenance	Op Inc	(273,820)	(261,708)	15,900	Reduce the budget to reflect the actuals
6811127	Home Modification & Maintenance	Op Inc	(179,490)	(167,234)	42,000	Reduce the budget to reflect the actuals
53101	Oper - Community Buildings - Hired	Op Exp	541,350	306,290	(50,000)	Reduce the budget to reflect the actuals
6311001	Community Life Grants Administration	Op Exp	10,790	29,413	2,400	Reallocate Performance Review Budget
6311577	Community Grants	Op Exp	219,500	148,478	33,541	Increase budget due to more grant applications received by Council and the increasing will be funded by Community Grants Reserve
6411001	Events Administration	Op Exp	453,810	333,252	5,854	Reallocate Performance Review Budget
6811001	Community Services Administration	Op Exp	202,110	210,073	629	Reallocate Performance Review Budget
6811127	Home Modification & Maintenance	Op Exp	23,830	5,916	(10,000)	Reduce the budget to reflect the actuals
6811127	Home Modification & Maintenance	Op Exp	195,600	151,769	2,061	Reallocate Performance Review Budget
6811127	Home Modification & Maintenance	Op Exp	132,460	49,588	(60,000)	Reduce the budget to reflect the actuals
6811127	Home Modification & Maintenance	Op Exp	84,990	23,251	(60,000)	Reduce the budget to reflect the actuals
6811212	Road Community Safety	Op Exp		773	1,250	Reallocate Performance Review Budget
6811583	Social Development and Capacity Building	Op Exp		3,088	1,750	Reallocate Performance Review Budget
6830764	City of Ryde Halls and Facilities Strategy	NCP Exp	70,000		30,000	Response to quotations exceeded original budget
6843083	Meadowbank Community Centre Fit-Out	Cap Exp			5,882	Design for new Community Centre at Meadowbank as part of Conditions of Consent
6843083	Meadowbank Community Centre Fit-Out	To Res			(5,882)	Design for new Community Centre at Meadowbank as part of Conditions of Consent
6311577	Community Grants	From Res			(33,541)	Increase budget due to more grant applications received by Council and the increasing will be funded by Community Grants Reserve
6830764	City of Ryde Halls and Facilities Strategy	From Res	(70,000)		(30,000)	Response to quotations exceeded original budget
6811127	Home Modification & Maintenance	To Res	33,120		60,039	Reduce the budget to reflect the actuals
Total Community and Cultural program					(38,117)	

City of Ryde - 2018/2019 Quarterly Changes Report

Attachment 2

			<i>Approved Budget 2018/2019</i>	<i>Actual 2018/2019</i>	<i>Proposed Changes 2018/2019</i>	<i>Comments</i>
--	--	--	--	-----------------------------	---	-----------------

Customer and Community Relations program

2011001	Customer Service Administration	Op Exp	1,317,960	1,071,700	10,380	Reallocate Performance Review Budget
2011001	Customer Service Administration	Op Exp		6,178	6,000	Reallocate Performance Review Budget
2011431	Community Engagement Program	Op Exp	521,180	421,153	8,225	Reallocate Performance Review Budget
6511001	Communications & Media Administration	Op Exp	223,130	211,058	2,400	Reallocate Performance Review Budget
6511526	Media Issues Management Administration	Op Exp	119,430	105,353	2,654	Reallocate Performance Review Budget
6511528	Website Administration	Op Exp		1,285	1,250	Reallocate Performance Review Budget
6511529	Council Branding & Corporate Image Administration	Op Exp		1,288	1,250	Reallocate Performance Review Budget
2030708	Community Perception Study	NCP Exp	35,000		(35,000)	The project is recommended to be cancelled as this was for an Amalgamation
Total Customer and Community Relations program					(2,841)	

City of Ryde - 2018/2019 Quarterly Changes Report

Attachment 2

Approved Budget 2018/2019 *Actual 2018/2019* *Proposed Changes 2018/2019* *Comments*

Open Space, Sport & Recreation program

			<i>Approved Budget 2018/2019</i>	<i>Actual 2018/2019</i>	<i>Proposed Changes 2018/2019</i>	<i>Comments</i>
55029	Income - Synthetic Playing Surfaces	Op Inc	(260,000)	(139,655)	(90,000)	Insurance claim for storm damage
55029	Income - Synthetic Playing Surfaces	To Res	260,000		90,000	Insurance claim for storm damage
54029	Maint - Synthetic Playing Surface	Op Exp	35,000	99,995	90,000	\$90K in additional funding for repair works on Synthetic field cork underlay. Costs to be recovered from insurance claim.
54029	Maint - Synthetic Playing Surface	From Res	(35,000)		(90,000)	Increase the budget due to repopulation of Cork following storm event and additional costs to be claimed on insurance
7411001	Natural Areas Administration	Op Exp	162,650	159,077	2,400	Reallocate Performance Review Budget
7511001	Tree Management - Street Trees	Op Exp		1,545	1,500	Reallocate Performance Review Budget
7711001	Parks Administration	Op Exp			4,500	Council resolved on 26/2/19 to donate \$4,500 to various sports clubs
7711001	Parks Administration	Op Exp	847,992	694,926	4,454	Reallocate Performance Review Budget
7711001	Parks Administration	Op Exp		1,030	1,000	Reallocate Performance Review Budget
53110	Oper - Passive Parks & Streetscapes	Op Exp	2,108,650	1,172,389	5,177	Reallocate Performance Review Budget
53114	Oper - Sportsgrounds, Parks & Gardens	Op Exp	2,924,930	1,379,768	17,273	Reallocate Performance Review Budget
54110	Maint - Passive Parks & Streetscapes	Op Exp	985,850	498,405	12,005	Reallocate Performance Review Budget
54114	Maint - Sportsgrounds, Parks & Gardens	Op Exp	906,175	804,254	6,817	Reallocate Performance Review Budget
7811001	RALC Aquatic Entry Administration	Op Exp	539,380	428,877	1,351	Reallocate Performance Review Budget
7811001	RALC Aquatic Entry Administration	Op Exp		4,378	4,250	Reallocate Performance Review Budget
7811010	Aquatic Operations	Op Exp	500,540	252,440	361	Reallocate Performance Review Budget
7811010	Aquatic Operations	Op Exp		3,084	3,000	Reallocate Performance Review Budget
7811075	Customer Service	Op Exp	259,590	220,061	4,601	Reallocate Performance Review Budget
7911147	Learn to Swim	Op Exp	340,180	318,550	722	Reallocate Performance Review Budget
7911147	Learn to Swim	Op Exp		3,346	3,250	Reallocate Performance Review Budget

City of Ryde - 2018/2019 Quarterly Changes Report

Attachment 2

			<i>Approved Budget 2018/2019</i>	<i>Actual 2018/2019</i>	<i>Proposed Changes 2018/2019</i>	<i>Comments</i>
8011195	Programs	Op Exp		1,545	1,500	Reallocate Performance Review Budget
7630741	Open Space Master Plans	NCP Exp	200,000		80,000	Increase the budget due to higher than anticipated costs for completion of Parks Master Plans
7730752	Development of Parks Plans of Management	NCP Exp	271,873		(80,000)	Savings made in completion of Parks Plans of Management
51028	Passive Parks Expansion and Improvement	Cap Inc	(1,015,000)	(570,000)	(5,000)	Funds bequeathed to council for Putney Park Improvements
51028	Passive Parks Expansion and Improvement	Cap Exp	2,757,431	675,080	5,000	Funds bequeathed to council for Putney Park Improvements
7643078	Property Acquisition for Blenheim Park	Cap Exp			5,024,110	Budget for Acquisition of 86 Blenheim Road and 12 A - 14 Epping Road, North Ryde Project
8442769	Field of Mars Visitor Centre Road and Stormwater Disposal	Cap Exp	50,000		30,000	Increased budget to fund higher site establishment, extra pipework to connect to sediment control pit and increased plant costs following community consultation
7630741	Open Space Master Plans	From Res			(80,000)	Increase the budget due to higher than anticipated costs for completion of Parks Master Plans
7643078	Property Acquisition for Blenheim Park	From Res			(5,024,110)	Budget for Acquisition of 86 Blenheim Road and 12 A - 14 Epping Road, North Ryde Project
7730752	Development of Parks Plans of Management	From Res	(203,943)		80,000	Savings made in completion of Parks Plans of Management
7811001	RALC Aquatic Entry Administration	From Res	(1,012,260)		(5,601)	Reallocate Performance Review Budget
7811010	Aquatic Operations	From Res	(961,600)		(3,361)	Reallocate Performance Review Budget
7811075	Customer Service	From Res	(377,310)		(4,601)	Reallocate Performance Review Budget
8442769	Field of Mars Visitor Centre Road and Stormwater Disposal	From Res	(50,000)		(30,000)	Increased budget to fund higher site establishment, extra pipework to connect to sediment control pit and increased plant costs following community consultation
7911147	Learn to Swim	To Res	1,560,590		(3,972)	Reallocate Performance Review Budget
8011195	Programs	To Res	140,310		(1,500)	Reallocate Performance Review Budget
Total Open Space, Sport & Recreation program					55,126	

			<i>Approved Budget 2018/2019</i>	<i>Actual 2018/2019</i>	<i>Proposed Changes 2018/2019</i>	<i>Comments</i>
--	--	--	--	-----------------------------	---	-----------------

Centres and Neighbourhood program

4710216	Street Lighting OPEX	Op Inc	(422,580)	(30)	58,580	Confirmation from the RMS that the actual amount will be \$58,580 less than the original budget
4111188	Place Management - Macquarie Park	Op Exp		1,288	1,250	Reallocate Performance Review Budget
53023	Oper - Town Centre & Public Domain	Op Exp	760,300	767,883	6,250	Reallocate Performance Review Budget
4141893	West Ryde Plaza	Cap Exp	1,790,633		127,500	Transfer Public Art for Town Centre Upgrade program to West Ryde Plaza Project
4141893	West Ryde Plaza	From Res	(760,633)		(127,500)	Transfer Public Art for Town Centre Upgrade program to West Ryde Plaza Project
4111188	Place Management - Macquarie Park	From Res	(119,300)		(1,250)	Reallocate Performance Review Budget
50023	Town Centre Upgrade Implementation Renewal	Cap Exp	2,090,907	615,332	(127,500)	Transfer Public Art for Town Centre Upgrade program to West Ryde Plaza project
50023	Town Centre Upgrade Implementation Renewal	From Res	(2,090,907)		127,500	Transfer Public Art for Town Centre Upgrade program to West Ryde Plaza Project
Total Centres and Neighbourhood program					64,830	

City of Ryde - 2018/2019 Quarterly Changes Report

Attachment 2

			<i>Approved Budget 2018/2019</i>	<i>Actual 2018/2019</i>	<i>Proposed Changes 2018/2019</i>	<i>Comments</i>
--	--	--	--	-----------------------------	---	-----------------

Library program

7011149	Library Operating Income	Op Inc	(260,000)	(248,842)	11,158	Reduction in Library Subsidy due to cuts in the NSW Government 18/19 Budget
7011150	Library Support Services	Op Inc		(2,300)	(3,000)	To realign the motor vehicle budget
7010504	1 Pope Street - Ryde Library	Op Exp	436,860	325,922	4,481	Reallocate Performance Review Budget
7010528	2 Graf Avenue - West Ryde Library	Op Exp	478,400	386,137	7,577	Reallocate Performance Review Budget
7010529	45 West Parade (Cnr Hillview Road) - Eastwood Library	Op Exp	469,610	391,897	2,353	Reallocate Performance Review Budget
7010531	201 Cox's Road - North Ryde Library	Op Exp	279,340	218,199	1,445	Reallocate Performance Review Budget
7010537	6 Pittwater Road - Gladesville Library	Op Exp	275,960	226,722	1,033	Reallocate Performance Review Budget
7011150	Library Support Services	Op Exp	23,520	25,440	7,840	Reallocate Performance Review Budget
7011150	Library Support Services	Op Exp	1,799,630	1,465,354	22,127	Reallocate Performance Review Budget
7011150	Library Support Services	Op Exp		1,803	1,750	Reallocate Performance Review Budget
7330793	1000 Books Before School	NCP Inc			(26,500)	Income line for contributions from participating Councils
7330793	1000 Books Before School	NCP Exp			26,500	Budget for 1000 books before school - Joint Council Project
7240087	Library Books	From Res	(238,300)		(12,140)	Increase the funding from Assets Replacement Reserve for Library Books Project due o the reduction Library Subsidy
7240087	Library Books	From Res	(260,000)		12,140	Increase the funding from Assets Replacement Reserve for Library Books Project due o the reduction Library Subsidy
7011149	Library Operating Income	To Res	260,000		(11,158)	Reduction in Library Subsidy due to cuts in the NSW Government 18/19 Budget
Total Library program					45,606	

City of Ryde - 2018/2019 Quarterly Changes Report

Attachment 2

			<i>Approved Budget 2018/2019</i>	<i>Actual 2018/2019</i>	<i>Proposed Changes 2018/2019</i>	<i>Comments</i>
Internal Corporate Services program						
1211142	Investment Income	Op Inc	(1,803,380)		(590,000)	Increased Restriction to Section 7.11 Contributions from additional Interest on Investment income received from Q3.
1211142	Investment Income	Op Inc		(761,165)	(210,000)	Increased General Revenue from additional Interest on Investment income received from Q3.
1311025	Business Rates	Op Inc	(15,498,810)	(15,924,661)	(83,224)	Increase budget to reflect the actuals
1111001	Corporate Services Administration	Op Exp	576,190	477,742	2,060	Reallocate Performance Review Budget
1111009	CS - Finance Controlled Items	Op Exp	273,239		(273,200)	Salaries and Wages savings to be transferred to Ryde Central Reserve
1211001	Finance Administration	Op Exp	20,000		10,000	Consultant fees for fixing TechOne issue
1211109	Finance Controlled Items	Op Exp	458,550		(396,476)	Reallocate Performance Review Budget
1211463	Finance - Financial Accounting - Administration	Op Exp	239,450	156,420	3,200	Reallocate Performance Review Budget
1211463	Finance - Financial Accounting - Administration	Op Exp		2,433	1,750	Reallocate Performance Review Budget
1211464	Finance - Management Accounting - Administration	Op Exp	395,440	336,590	5,309	Reallocate Performance Review Budget
1211464	Finance - Management Accounting - Administration	Op Exp		1,803	1,750	Reallocate Performance Review Budget
1311001	Rates & Revenue Administration	Op Exp		2,238	5,000	Reallocate Performance Review Budget
1411001	Payroll Administration	Op Exp	209,570	171,843	2,655	Reallocate Performance Review Budget
1511001	Accounts Payable Administration	Op Exp	316,940	213,820	1,892	Reallocate Performance Review Budget
2111001	Human Resources Administration	Op Exp	479,690	432,680	9,321	Reallocate Performance Review Budget
2111001	Human Resources Administration	Op Exp		1,799	1,750	Reallocate Performance Review Budget
2311001	WHS Development and Management	Op Exp	105,650	80,396	2,400	Reallocate Performance Review Budget
2311519	Workers Compensation and Injury Management	Op Exp	105,650	87,246	2,400	Reallocate Performance Review Budget
2411015	Autodesk (AEC Systems)	Op Exp	15,700	24,671	11,300	Increase budget due to additional licences required by business
2411015	Autodesk (AEC Systems)	Op Exp	43,300	58,730	16,700	Increase budget due to additional licences and maintenance required by business
2411046	CHRIS 21	Op Exp	25,770	55,672	32,230	Budget re-allocation from Renewal Project for software upgrade licensing
2411242	Telecommunications - Mobile Phones	Op Exp	108,000	83,710	(6,000)	Full budget will not be expended so funds have been re-allocated
2411346	Telecommunications - Wifi internal	Op Exp	33,050	96	(26,050)	Full budget will not be expended so funds have been re-allocated

City of Ryde - 2018/2019 Quarterly Changes Report

Attachment 2

			<i>Approved Budget 2018/2019</i>	<i>Actual 2018/2019</i>	<i>Proposed Changes 2018/2019</i>	<i>Comments</i>
2411560	IT Corporate Application Administration	Op Exp	629,290	503,323	6,366	Reallocate Performance Review Budget
2411560	IT Corporate Application Administration	Op Exp		1,288	1,250	Reallocate Performance Review Budget
2411561	IT Infrastructure Administration	Op Exp	749,350	581,060	2,400	Reallocate Performance Review Budget
2411561	IT Infrastructure Administration	Op Exp		1,803	1,750	Reallocate Performance Review Budget
2511001	Records Management Administration	Op Exp	921,890	610,472	4,000	Reallocate Performance Review Budget
2611001	Land Information Systems Administration	Op Exp		1,288	1,250	Reallocate Performance Review Budget
2711001	Environment & Planning Administration	Op Exp		11,144	20,000	Increase the budget to reflect the actuals
4310001	Public Works Unit Management	Op Exp		1,288	1,250	Reallocate Performance Review Budget
4610001	Operations Unit Management	Op Exp	43,500	11,935	(30,000)	Transfer the funding to Operating Budget in Store
4610001	Operations Unit Management	Op Exp	460,120	437,120	152,890	Realign Salaries and Wages budget from Building Services Unit Management to Operations Unit Management
4611546	Operations Technical & Scheduling Support	Op Exp	98,840	79,805	2,909	Reallocate Performance Review Budget
5710001	Fleet Services Unit Management OPEX	Op Exp	157,744	133,146	2,909	Reallocate Performance Review Budget
5710412	Mechanics Workshop OPEX	Op Exp	112,050	94,040	2,400	Reallocate Performance Review Budget
5790001	Plant Suspense Control	Op Exp	515,500	374,905	3,342	Reallocate Performance Review Budget
5790001	Plant Suspense Control	Op Exp		4,893	4,750	Reallocate Performance Review Budget
5790001	Plant Suspense Control	Op Exp	277,090		(137,090)	Reduction in line with the recent estimated FBT liabilities.
8610001	Business Improvements	Op Exp	326,980	229,989	2,230	Reallocate Performance Review Budget
8610001	Business Improvements	Op Exp		2,060	2,000	Reallocate Performance Review Budget
8810001	Project Development Management	Op Exp	487,020	1,169,204	500,000	Increase Budget to reflect additional expenditure
8810001	Project Development Management	Op Exp	3,077,730	2,844,593	17,528	Reallocate Performance Review Budget
8810001	Project Development Management	Op Exp		10,853	10,500	Reallocate Performance Review Budget
8810001	Project Development Management	Op Exp	(5,602,880)	(6,657,410)	(528,028)	Increase Budget to reflect actual PM Fees charged
1130675	Fit For The Future Action Plan Implementation	NCP Exp	60,000		(50,000)	Funding to be transferred to Best Value Review - Civil Infrastructure & Integration Project
2430794	CiscoTelephony	NCP Exp			70,000	Re-allocation of budget to PABX Upgrade Project

City of Ryde - 2018/2019 Quarterly Changes Report

Attachment 2

			<i>Approved Budget 2018/2019</i>	<i>Actual 2018/2019</i>	<i>Proposed Changes 2018/2019</i>	<i>Comments</i>
2443084	Toshiba MFD & Desktop printers	Cap Exp			302,100	Budget for purchasing the photocopiers
50020	IT Applications - Renewal	Cap Exp	1,228,255	551,545	(89,000)	Re-allocation of budget to PABX Upgrade Project
50020	IT Applications - Renewal	From Res	(1,228,255)		89,000	Re-allocation of budget to PABX Upgrade Project
51020	IT Applications - Expansions	Cap Exp	100,000	32,246	9,700	Re-allocation of budget to Rail Shutdown costs
51020	IT Applications - Expansions	From Res	(100,000)		(9,700)	Re-allocation of budget to Rail Shutdown costs
5143045	Asset Management Software	Cap Exp			30,000	Budget for the engagement of a Project Manager, as per the ET endorsement dated 6 February 2019
5720413	Plant & Fleet Purchases	Cap Exp	3,200,000		(100,000)	Adjustment reflects reconfiguration of mowing crew plant
5720413	Plant & Fleet Purchases	From Res	(3,200,000)		100,000	Adjustment reflects reconfiguration of mowing crew plant
1130675	Fit For The Future Action Plan Implementation	From Res	(60,000)		50,000	Funding to be transferred to Best Value Review - Civil Infrastructure & Integration Project
2430794	CiscoTelephony	From Res			(70,000)	Re-allocation of budget to PABX Upgrade Project
2443084	Toshiba MFD & Desktop printers	From Res			(302,100)	Budget for purchasing the photocopiers
5143045	Asset Management Software	From Res			(30,000)	Budget for the engagement of a Project Manager, as per the ET endorsement dated 6 February 2019
5710001	Fleet Services Unit Management OPEX	From Res	(196,194)		(2,909)	Reallocate Performance Review Budget
5710412	Mechanics Workshop OPEX	From Res	(138,520)		(2,400)	Reallocate Performance Review Budget
1111109	CS - Finance Controlled Items	To Res			273,200	Salaries and Wages savings to be transferred to Ryde Central Reserve
1211109	Finance Controlled Items	To Res	4,874,000		137,500	Salaries Wages savings and additional income to be transferred to Ryde Central Reserves
1211142	Investment Income	To Res	1,803,380		590,000	Increased Restriction to Section 7.11 Contributions from additional Interest on Investment income received from Q3
5790001	Plant Suspense Control	To Res	1,758,960		128,998	Reduction in line with the recent estimated FBT liabilities
Total Internal Corporate Services program					(306,238)	

City of Ryde - 2018/2019 Quarterly Changes Report

Attachment 2

			<i>Approved Budget 2018/2019</i>	<i>Actual 2018/2019</i>	<i>Proposed Changes 2018/2019</i>	<i>Comments</i>
--	--	--	--	-----------------------------	---	-----------------

Governance and Civic program

1811001	Civic Services Administration	Op Exp		49,713	50,000	Budget for NSROC annual membership fee
1811001	Civic Services Administration	Op Exp	442,002	303,928	8,612	Reallocate Performance Review Budget
1811525	Governance Framework Administration	Op Exp	260,252	229,277	4,292	Reallocate Performance Review Budget
Total Governance and Civic program					62,904	

Land Use Planning program

4111001	Strategic Planning Administration	Op Exp	960,088	833,453	6,342	Reallocate Performance Review Budget
4111001	Strategic Planning Administration	Op Exp		1,542	1,500	Reallocate Performance Review Budget
4111521	Developer Contributions OPEX	Op Exp	139,610	134,323	14,140	Increase the budget to reflect the actuals
4111221	Section 7.11 Capital Income-Roads	Cap Inc	(2,674,430)	(3,755,055)	(1,000,000)	Increase the budget to reflect the actuals
4111221	Section 7.11 Capital Income-Roads	Cap Inc	(5,967,140)	(7,461,061)	(1,000,000)	Increase the budget to reflect the actuals
4111221	Section 7.11 Capital Income-Roads	Cap Inc	(1,217,750)	(1,331,701)	(100,000)	Increase the budget to reflect the actuals
4111221	Section 7.11 Capital Income-Roads	Cap Inc	(18,450,630)	(23,748,499)	(1,300,000)	Increase the budget to reflect the actuals
4111221	Section 7.11 Capital Income-Roads	Cap Inc	(150,050)	(167,578)	(15,000)	Increase the budget to reflect the actuals
4111521	Developer Contributions OPEX	From Res	(195,960)		(14,140)	Increase the budget to reflect the actuals
4111221	Section 7.11 Capital Income-Roads	To Res	5,967,140		1,000,000	Transfer additional contribution to Reserves
4111221	Section 7.11 Capital Income-Roads	To Res	18,450,630		1,300,000	Transfer additional contribution to Reserves
4111221	Section 7.11 Capital Income-Roads	To Res	2,674,430		1,000,000	Transfer additional contribution to Reserves
4111221	Section 7.11 Capital Income-Roads	To Res	1,217,750		100,000	Transfer additional contribution to Reserves
4111221	Section 7.11 Capital Income-Roads	To Res	150,050		15,000	Transfer additional contribution to Reserves
Total Land Use Planning program					7,842	

City of Ryde - 2018/2019 Quarterly Changes Report

Attachment 2

		<i>Approved Budget 2018/2019</i>	<i>Actual 2018/2019</i>	<i>Proposed Changes 2018/2019</i>	<i>Comments</i>
--	--	--	-----------------------------	---	-----------------

Regulatory program

2811081	Development Assessments	Op Inc	(1,700,280)	(1,901,377)	(300,000)	DA fees are currently higher than expected
2811236	Subdivisions	Op Inc	(24,630)	(59,294)	(40,000)	Fees are significantly higher than expected
3011134	Information Services	Op Inc	(49,360)	(62,082)	(10,000)	Fees are significantly higher than expected
3411042	Certification	Op Inc	(12,030)	(704)	10,000	Reduce the budget due to development market softening and unlikely to make budget
3411062	Construction	Op Inc	(37,890)	(7,209)	25,000	Reduce the budget due to development market softening and unlikely to make budget
3411184	PCA Appointment	Op Inc	(11,340)	(990)	10,000	Reduce the budget due to development market softening and unlikely to make budget
3411184	PCA Appointment	Op Inc	(42,210)	(5,785)	30,000	Reduce the budget due to development market softening and unlikely to make budget
3511001	Building & Land Use Enforcement Administration	Op Inc	(1,327,400)	(1,252,788)	100,000	Reduce the budget due to development market softening and Lag in new building approvals and building commencements
3711213	Routine Inspections	Op Inc	(93,690)	(52,661)	20,000	Critical staff shortage and temporary staff recruited in Q4 to catch up and unlikely to make numbers and budget
3711213	Routine Inspections	Op Inc	(44,370)		24,370	Change in legislation from 1 July 2019. Delays in transition and Council is no longer required to undertake tower inspections
3711213	Routine Inspections	Op Inc	(317,240)	(143,090)	50,000	Critical staff shortage and temporary staff recruited in Q4 to catch up and unlikely to make numbers and budget
3711507	Swimming Pool Inspection Program	Op Inc	(60,660)	(48,620)	(14,000)	Temporary agency staff recruited in Q4 to focus on pool inspections. Revenue from increased inspection activity
3911177	On Street Parking	Op Inc	(3,414,260)	(2,564,283)	(60,000)	Additional enforcement income received
4211191	Prelodgement	Op Inc	(24,630)	(71,662)	(50,000)	Fees are higher than expected
4211250	Urban Design Review Panel	Op Inc	(12,370)	(58,860)	(48,000)	Fees are higher than expected
2811081	Development Assessments	Op Exp	1,995,800	1,666,409	16,013	Reallocate Performance Review Budget
2811081	Development Assessments	Op Exp		966	1,250	Reallocate Performance Review Budget
2811236	Subdivisions	Op Exp	147,683	101,571	(17,000)	Salaries and Wages savings
2911008	Appeals	Op Exp	47,505	15,352	(16,000)	Salaries and Wages saving due to vacant positions
3011134	Information Services	Op Exp	93,362	51,420	(16,000)	Salaries and Wages saving due to vacant positions

City of Ryde - 2018/2019 Quarterly Changes Report

Attachment 2

		<i>Approved Budget 2018/2019</i>	<i>Actual 2018/2019</i>	<i>Proposed Changes 2018/2019</i>	<i>Comments</i>	
3411042	Certification	Op Exp	10,000		14,000	Increase budget to fund swimming pool temporary officer to catch up backlog and cost match by increased revenue and salary savings.
3411062	Construction	Op Exp	96,670	38,630	(28,000)	Salaries and Wages savings due to vacant positions
3511249	Unauthorised Activity Control	Op Exp	443,990	241,534	(21,770)	Saving to be offset by additional agency staff budget in various programs
3511249	Unauthorised Activity Control	Op Exp		322	1,250	Reallocate Performance Review Budget
3711001	Environmental Health & Safety Enforcement Administration	Op Exp	335,680	242,084	5,837	Reallocate Performance Review Budget
3711001	Environmental Health & Safety Enforcement Administration	Op Exp		837	2,250	Reallocate Performance Review Budget
3711141	Investigations	Op Exp	373,620	271,146	4,460	Reallocate Performance Review Budget
3711141	Investigations	Op Exp		1,929	3,500	Reallocate Performance Review Budget
3711213	Routine Inspections	Op Exp	30,000	10,789	15,000	Increase budget to fund agency staff offset by salary savings
3811007	Regulatory Control	Op Exp	258,280	193,230	3,783	Reallocate Performance Review Budget
3911001	Parking Control Administration	Op Exp	786,320	633,324	8,274	Reallocate Performance Review Budget
3911001	Parking Control Administration	Op Exp		2,318	3,500	Reallocate Performance Review Budget
3911181	Parking Control	Op Exp		80,273	39,000	Increase the budget to reflect the actuals
4211035	Case Management	Op Exp	58,450	31,476	(4,000)	Salaries and Wages savings due to vacant positions
4211191	Prelodgement	Op Exp	233,340	105,482	5,565	Reallocate Performance Review Budget
3930757	School Zone Parking Officers	NCP Inc	(126,000)	(70,000)	36,000	Reduce the budget as project started in November
3930757	School Zone Parking Officers	NCP Exp	126,000		(36,000)	Reduce the budget as project started in November
Total Regulatory program					(231,718)	

City of Ryde - 2018/2019 Quarterly Changes Report

Attachment 2

<i>Approved Budget 2018/2019</i>	<i>Actual 2018/2019</i>	<i>Proposed Changes 2018/2019</i>	<i>Comments</i>
--	-----------------------------	---	-----------------

Economic Development program

4111088	ED Information & Promotion	Op Exp		1,288	1,250	Reallocate Performance Review Budget
Total Economic Development program					1,250	

Catchment program

5111477	Developers Funded - Stormwater Drainage Works - OPEX	Op Inc		(12,593)	(5,000)	Additional funding for private works to be undertaken
5111477	Developers Funded - Stormwater Drainage Works - OPEX	Op Inc			(30,000)	Additional funding for private works to be undertaken
8510001	Stormwater & Asset Integration Unit Management	Op Inc	(6,130)	(68,372)	(59,309)	Additional budget to match the actual income received from flood modelling provided by Council
2411305	Drains	Op Exp	2,050	6,137	7,000	Increase budget due to purchase of additional license for stormwater program
53119	Oper - Road Drainage (P & C & SS)	Op Exp	2,529,240	879,372	2,000	Reallocate Performance Review Budget
54119	Maint - Road Drainage (P & C & SS)	Op Exp	746,120	371,713	3,445	Reallocate Performance Review Budget
8510001	Stormwater & Asset Integration Unit Management	Op Exp		1,288	1,250	Reallocate Performance Review Budget
Total Catchment program					(80,614)	

Environmental program

3211067	Corporate Program	Op Exp	28,780	(62)	(22,000)	Salaries and Wages saving due to vacant positions
8311001	Environmental Administration	Op Exp	412,600	341,316	7,370	Reallocate Performance Review Budget
8442691	West Ryde Community Centre Solar Project	Cap Exp	32,000		18,000	Additional funding for West Ryde Community Centre Safety Project (Roof Anchors) and funded by Assets Replacement Reserves
8442691	West Ryde Community Centre Solar Project	From Res	(32,000)		(18,000)	Additional funding for West Ryde Community Centre Safety Project (Roof Anchors) and funded by Assets Replacement Reserves
Total Environmental program					(14,630)	

City of Ryde - 2018/2019 Quarterly Changes Report

Attachment 2

			<i>Approved Budget 2018/2019</i>	<i>Actual 2018/2019</i>	<i>Proposed Changes 2018/2019</i>	<i>Comments</i>
--	--	--	--	-----------------------------	---	-----------------

Traffic & Transport program

4710226	Development Management OPEX	Op Exp	736,653	588,147	2,910	Reallocate Performance Review Budget
4910001	Traffic & Transport Section Management	Op Exp		203,092	95,430	Additional resources required to address a backlog of traffic/transport requests
4910001	Traffic & Transport Section Management	Op Exp	915,650	456,119	(68,600)	Salaries and Wages savings due to vacant positions
4910001	Traffic & Transport Section Management	Op Exp		3,090	3,000	Reallocate Performance Review Budget
54005	Maint - Traffic Facilities	Op Exp	221,740	186,536	1,372	Reallocate Performance Review Budget
4930732	Eastwood Traffic & Parking Study	NCP Exp	227,718		(60,000)	Expenditure was lower than expected
4940004	Traffic Calming Devices	Cap Inc	(45,133)	925	45,133	Reduce the budget due to RMS grant no longer available
4942891	Cambridge St Gladesville - Traffic Mgnt Devices	Cap Inc	(35,000)		(22,000)	Additional RMS grant received
4940004	Traffic Calming Devices	Cap Exp	699,467		(45,133)	Expense reduced due to removal of RMS grant
4942839	See Street Traffic Facilities Expansion	Cap Exp	25,000		(25,000)	Project deferred until completion of Meadowbank Education Precinct study
4942891	Cambridge St Gladesville - Traffic Mgnt Devices	Cap Exp	35,000		22,000	Increase budget due to additional scope of work identified
4930732	Eastwood Traffic & Parking Study	From Res	(227,718)		60,000	Expenditure was lower than expected
4942839	See Street Traffic Facilities Expansion	From Res	(25,000)		25,000	Project deferred until completion of Meadowbank Education Precinct study
Total Traffic & Transport program					34,112	

City of Ryde - 2018/2019 Quarterly Changes Report

Attachment 2

			<i>Approved Budget 2018/2019</i>	<i>Actual 2018/2019</i>	<i>Proposed Changes 2018/2019</i>	<i>Comments</i>
--	--	--	--	-----------------------------	---	-----------------

Waste and Recycling program

5810403	DWM Disposal OPEX	Op Inc	(100,000)	(31,738)	20,000	Income reduction due to contract dispute with contractor
5811086	DWM Income	Op Inc		(315,653)	(316,000)	Income adjustment to reflect actuals
6010409	Construction Recycling OPEX	Op Inc	(760,670)	(647,910)	(175,000)	Budget adjustment for additional crushing services
5810001	DWM Unit Management	Op Exp	554,945	432,873	2,910	Reallocate Performance Review Budget
5810001	DWM Unit Management	Op Exp		899	1,250	Reallocate Performance Review Budget
5810403	DWM Disposal OPEX	Op Exp		103,346	181,818	Budget Increase due to contract dispute with contractor
5810403	DWM Disposal OPEX	Op Exp	4,600,000	2,538,492	(201,747)	Carbon tax refund from prior years
5810404	DWM Waste Billing OPEX	Op Exp	263,324	227,798	2,909	Reallocate Performance Review Budget
5810408	DWM Landfill OPEX	Op Exp	459,940	302,145	2,909	Reallocate Performance Review Budget
5810408	DWM Landfill OPEX	Op Exp		1,030	1,000	Reallocate Performance Review Budget
5910407	Commercial Waste OPEX	Op Exp	67,350	40,194	(8,000)	Salaries and Wages savings due to vacant positions
6010409	Construction Recycling OPEX	Op Exp	359,010	248,703	375,000	Salaries and Wages savings due to vacant positions
6010416	Construction Disposal Venm	Op Exp	181,220		(176,220)	Adjustment required to correct the budget
6130740	Eastwood Litter Prevention Campaign	NCP Inc	(43,000)		43,000	Budget adjustment is required doe to project budgeted twice
6130740	Eastwood Litter Prevention Campaign	NCP Exp	152,654		(43,000)	Budget adjustment is required doe to project budgeted twice
5810001	DWM Unit Management	From Res	(666,945)		(4,160)	Reallocate Performance Review Budget
5810403	DWM Disposal OPEX	From Res	(7,738,290)		(71)	Carbon tax refund from prior years
5810404	DWM Waste Billing OPEX	From Res	(339,654)		(2,909)	Reallocate Performance Review Budget
5810408	DWM Landfill OPEX	From Res	(599,310)		(3,909)	Reallocate Performance Review Budget
5811086	DWM Income	To Res	20,943,600		316,000	Income adjustment to reflect actuals
Total Waste and Recycling program					15,780	

City of Ryde - 2018/2019 Quarterly Changes Report

Attachment 2

			<i>Approved Budget 2018/2019</i>	<i>Actual 2018/2019</i>	<i>Proposed Changes 2018/2019</i>	<i>Comments</i>
Property Portfolio program						
5510001	Building Services Unit Management	Op Exp	1,058,620	473,277	(148,108)	Realign salaries and wages budget from Building Services Unit Management to Operations-Unit Management
5510001	Building Services Unit Management	Op Exp		5,150	5,000	Reallocate Performance Review Budget
5610502	Property Portfolio Management OPEX	Op Exp	418,039	351,477	3,187	Reallocate Performance Review Budget
1830731	Ryde Central	NCP Exp	584,238		20,000	Additional consultant fees for revising the project scope
1830731	Ryde Central	From Res	(584,238)		(20,000)	Additional consultant fees for revising the project scope
Total Property Portfolio program					(139,921)	
Roads program						
4710227	Restoration Management OPEX	Op Inc	(1,216,100)	(746,019)	76,100	Restoration income correction based on work underway and planned work for the remainder of the Financial Year
4710001	Road Services Unit Management	Op Exp		1,285	2,250	Reallocate Performance Review Budget
4710227	Restoration Management OPEX	Op Exp		1,288	1,250	Reallocate Performance Review
4711568	Infrastructure Programs	Op Exp	386,180	248,187	3,200	Reallocate Performance Review Budget
4711568	Infrastructure Programs	Op Exp		1,803	1,750	Reallocate Performance Review Budget
4711569	Civil Infrastructure	Op Exp	481,308	389,649	7,566	Reallocate Performance Review Budget
54002	Maint - Roads	Op Exp	376,290	292,738	1,286	Reallocate Performance Review Budget
54115	Maint - Street Furniture, Signs & Gaffiti	Op Exp	486,600	471,768	3,572	Reallocate Performance Review Budget
Total Roads program					96,974	
Foreshore program						
4830759	Kissing Point Boat Ramp Repairs	NCP Inc	(15,000)		(4,220)	Additional grants received due to extra costs for survey, signs, public notice and permits
4830759	Kissing Point Boat Ramp Repairs	NCP Exp	15,000		23,440	Increase the budget due to additional costs for survey, signs, public notice and permits partially funded by additional grant received
Total Foreshore program					19,220	

		<i>Approved Budget 2018/2019</i>	<i>Actual 2018/2019</i>	<i>Proposed Changes 2018/2019</i>	<i>Comments</i>
--	--	--	-----------------------------	---	-----------------

Paths and Cycleways program

53003	Oper - Footpaths & Nature Strips	Op Exp	1,114,020	636,009	5,715	Reallocate Performance Review Budget
54001	Maint - Cycleways	Op Exp	114,540	103,695	1,286	Reallocate Performance Review Budget
54003	Maint - Footpaths & Nature Strips	Op Exp	798,630	440,574	24,160	Reallocate Performance Review Budget
Total Paths and Cycleways program					31,161	

GRAND TOTAL						
--------------------	--	--	--	--	--	--

Consolidated Income & Expenditure Estimates 2018/2019

Includes all Special Rates & Levies

PROJECTED OPERATING RESULT	<i>Original Budget 2018/2019 \$'000</i>	<i>C/Over Budget 2018/2019 \$'000</i>	TOTAL Original Budget 2018/2019 \$'000	<i>Sep Changes 2018/2019 \$'000</i>	<i>Dec Changes 2018/2019 \$'000</i>	<i>Mar Changes 2018/2019 \$'000</i>	<i>Jun Carryovers 2018/2019 \$'000</i>	<i>Jun Changes 2018/2019 \$'000</i>	<i>PROPOSED Budget 2018/2019 \$'000</i>	<i>ACTUAL YTD 2018/2019 \$'000</i>	<i>APPROVED Budget 2018/2019 \$'000</i>	<i>VARIANCE TO ACTUAL 2018/2019 \$'000</i>
OPERATING REVENUE												
Rates & Annual Charges	87,949		87,949	(357)	1,265	399			89,257	89,918	88,857	(661)
User Charges & Fees	17,863		17,863	86	70	202			18,221	15,231	18,019	2,990
Interest	4,574		4,574	688		800			6,062	5,973	5,262	89
Other Operating Revenue	12,538		12,538	(49)	461	378			13,328	8,447	12,950	4,881
Operating Grants & Contributions	7,360	35	7,395	(1,646)	263	(136)			5,875	5,725	6,012	151
TOTAL OPERATING REVENUE	130,284	35	130,319	(1,278)	2,059	1,642			132,742	125,293	131,100	7,449
OPERATING EXPENSES												
Employee Costs	49,974		49,974	194	25	(938)			49,254	36,522	50,192	12,732
Materials & Contracts	34,329	981	35,310	128	925	1,160			37,523	24,706	36,363	12,817
Borrowing Costs	133		133						133	77	133	56
Other Operating Expenses	18,124		18,124	114	13	170			18,421	15,491	18,250	2,930
TOTAL OPERATING EXPENSES	102,559	981	103,541	436	963	392			105,331	76,796	104,939	28,534
Operating Result Before Capital Amounts	27,725	(947)	26,778	(1,714)	1,096	1,250			27,411	48,497	26,161	(21,086)
Capital Grants & Contributions	20,780	55	20,835	4,191	8,480	3,397			36,902	39,474	33,505	(2,572)
In-kind Contributions												
Net Gain / (Loss) on Disposal of Assets										381		(381)
Total Capital Income	20,780	55	20,835	4,191	8,480	3,397			36,902	39,855	33,505	(2,953)
Operating Result Before Depreciation	48,505	(891)	47,613	2,477	9,576	4,647			64,313	88,352	59,666	(24,039)
Depreciation & Impairment	19,416		19,416						19,416	1,036	19,416	18,381
Operating Result	29,088	(891)	28,197	2,477	9,576	4,647			44,897	87,316	40,250	(42,419)

Consolidated Income & Expenditure Estimates 2018/2019

Includes all Special Rates & Levies

PROJECTED FUNDING	<i>Original Budget</i>	<i>C/Over Budget</i>	TOTAL Original Budget	<i>Sep Changes</i>	<i>Dec Changes</i>	<i>Mar Changes</i>	<i>Jun Carryovers</i>	<i>Jun Changes</i>	PROPOSED Budget	ACTUAL YTD	APPROVED Budget	VARIANCE TO ACTUAL
OPERATING RESULT	29,088	(891)	28,197	2,477	9,576	4,647			44,897	87,316	40,250	(42,419)
Funding												
ADD (Non-Cash) - Depreciation	19,416		19,416						19,416	1,036	19,416	18,381
ADD (Non-Cash) - ELE Accruals										0		(0)
ADD (Non-Cash) - Interest on Security Deposits - Accruals												
ADD Book Value of Assets Disposed	1,200		1,200						1,200	764	1,200	436
Cash Available to Fund Capital Expenditure	49,705	(891)	48,813	2,477	9,576	4,647			65,513	89,116	60,866	(23,603)
CAPITAL EXPENDITURE												
City Planning and Development	6,589	3,094	9,684	4	225	48			9,960	6,105	9,912	3,856
City Works and Infrastructure	32,975	11,346	44,321	3,523	203	4,911			52,959	28,712	48,048	24,247
Customer and Community Services	2,576	174	2,750	44	6	6			2,806	822	2,800	1,983
Corporate and Organisational Support Services	2,498	564	3,062	550		223			3,835	1,374	3,612	2,460
TOTAL CAPITAL EXPENDITURE	44,639	15,178	59,817	4,121	434	5,188			69,560	37,013	64,372	32,546
Cash Flow to Fund	5,066	(16,070)	(11,004)	(1,644)	9,142	(541)			(4,047)	52,103	(3,506)	(56,149)
Financed by:												
Opening Working Capital	4,608	397	5,005						5,005	5,005	5,005	
Borrowings												
New Borrowings	700		700						700		700	700
Less: Loan Repayments	(951)		(951)						(951)	(874)	(951)	(77)
Net Loan Funds (Payments/Receipts)	(251)		(251)						(251)	(874)	(251)	623
Reserves	(4,815)	16,070	11,255	1,644	(9,142)	541			4,298	50	3,757	4,248
Closing Working Capital	4,608	397	5,005	0	0	0			5,005	56,283	5,005	(51,278)