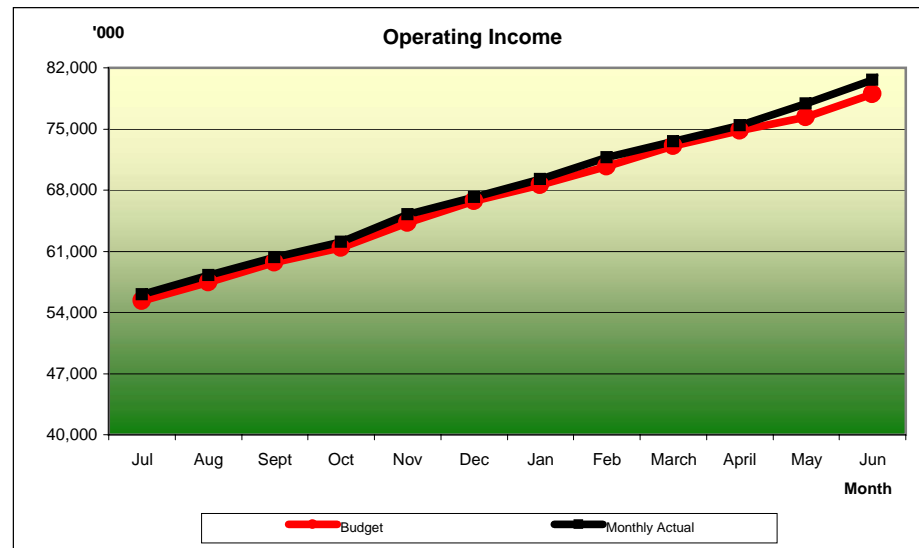
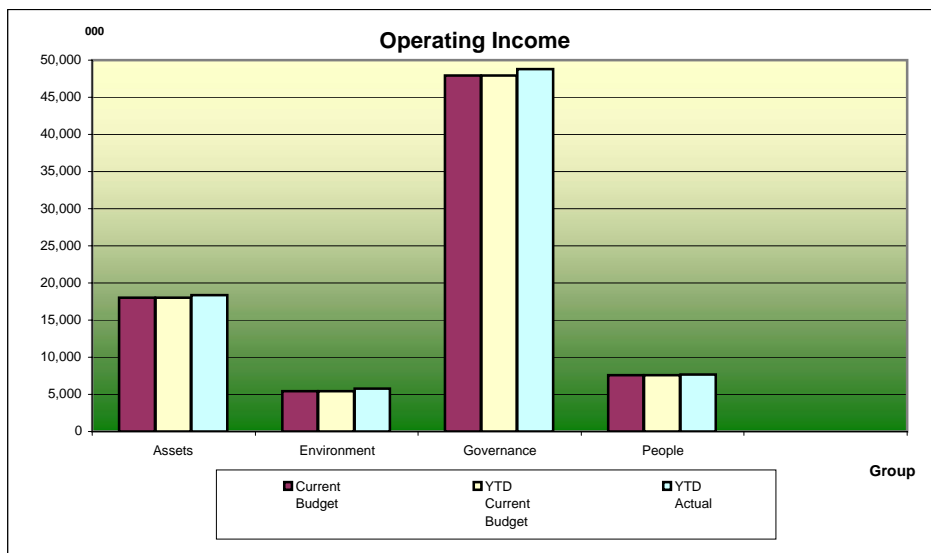


Quarterly Report
 June 2010
 Annexure 2

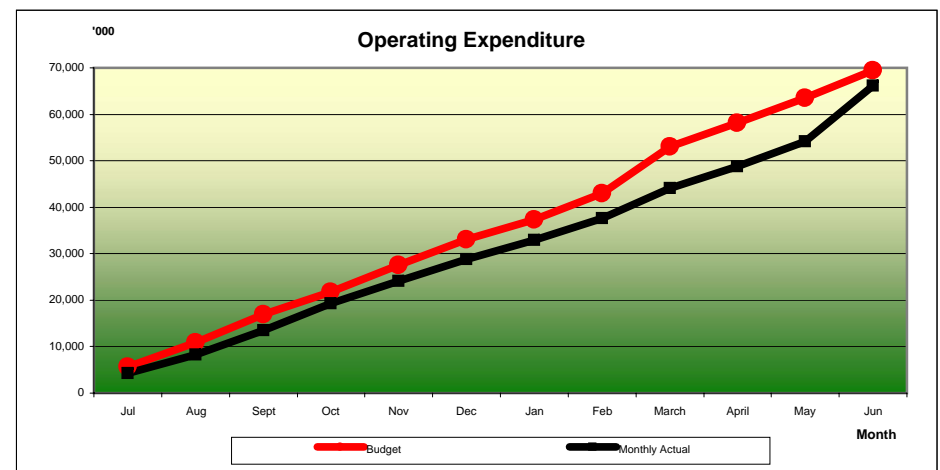
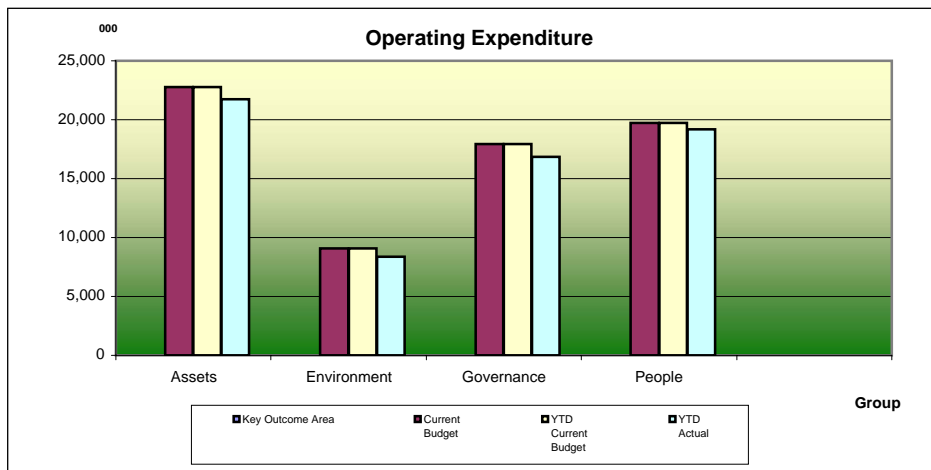
City of Ryde 2009/2010 Financial Management Summary Report
 Total Operating Income for the Period ended - June 2010

Key Outcome Area	Original Budget	Current Budget	YTD	YTD Actual	YTD Variance	YTD %Var
			Current Budget			
Assets	17,475,915	17,996,286	17,996,286	18,337,306	341,020	2%
Environment	6,647,570	5,441,822	5,441,822	5,756,438	314,616	6%
Governance	47,302,600	47,922,772	47,922,772	48,829,898	907,126	2%
People	7,782,525	7,623,659	7,623,659	7,710,205	86,546	1%
Total CoR - Operating Income	79,208,610	78,984,539	78,984,539	80,633,847	1,649,308	2%



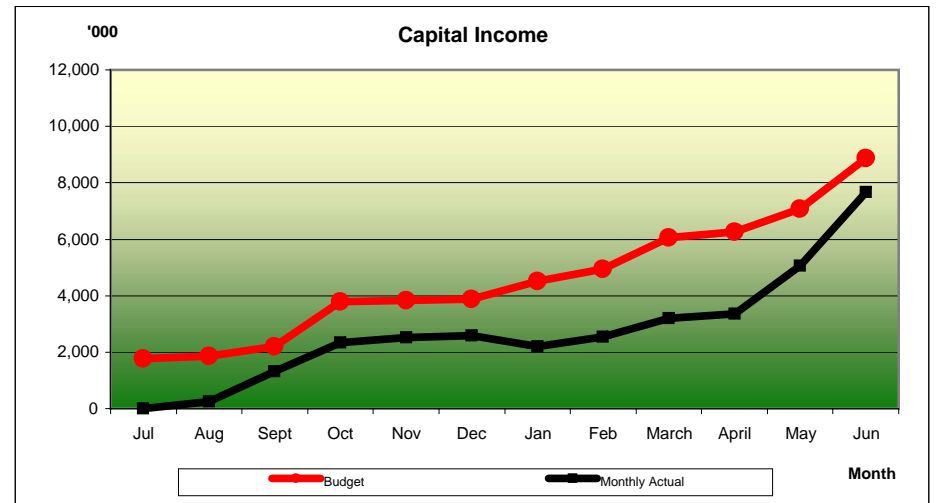
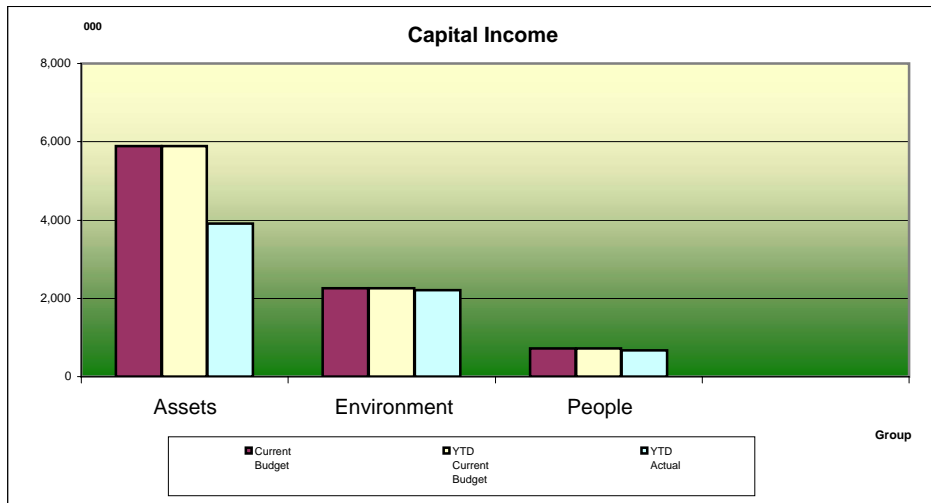
City of Ryde 2009/2010 Financial Management Summary Report
Total Operating Expenditure for the Period ended - June 2010

Key Outcome Area	Original Budget	Current Budget	YTD	YTD Actual	YTD Variance	YTD %Var
			Current Budget			
Assets	22,645,926	22,770,558	22,770,558	21,737,452	(1,033,106)	(5%)
Environment	9,307,775	9,067,391	9,067,391	8,364,843	(702,548)	(8%)
Governance	13,356,119	17,921,793	17,921,793	16,820,974	(1,100,819)	(6%)
People	19,697,958	19,739,363	19,739,363	19,199,095	(540,267)	(3%)
Total CoR - Operating Expenditure	65,007,778	69,499,105	69,499,105	66,122,364	(3,376,741)	(5%)



City of Ryde 2009/2010 Financial Management Summary Report
 Total Capital Income for the Period ended - June 2010

Key Outcome Area	Original Budget	Current Budget	YTD	YTD Actual	YTD Variance	YTD %Var
			Current Budget			
Assets	4,749,183	5,889,420	5,889,420	3,918,089	(1,971,331)	(33%)
Environment	5,000,000	2,250,000	2,250,000	2,212,289	(37,711)	(2%)
People	102,167	726,042	726,042	674,214	(51,828)	(7%)
Total CoR - Operating Income	9,851,350	8,865,462	8,865,462	6,804,592	(2,060,870)	(23%)



City of Ryde 2009/2010 Financial Management Summary Report
 Total Capital Expenditure for the Period ended - June 2010

Key Outcome Area	Original Budget	Current Budget	YTD	YTD Actual	YTD Variance	YTD %Var
			Current Budget			
Assets	29,746,053	24,655,794	24,655,794	19,712,025	(4,943,769)	(20%)
Environment	0	0	0	0	0	
Governance	410,000	410,000	410,000	434,157	24,157	6%
People	6,432,877	5,976,041	5,976,041	4,646,729	(1,329,312)	(22%)
Total CoR - Operating Expenditure	36,588,930	31,041,835	31,041,835	24,792,911	(6,248,924)	(20%)

