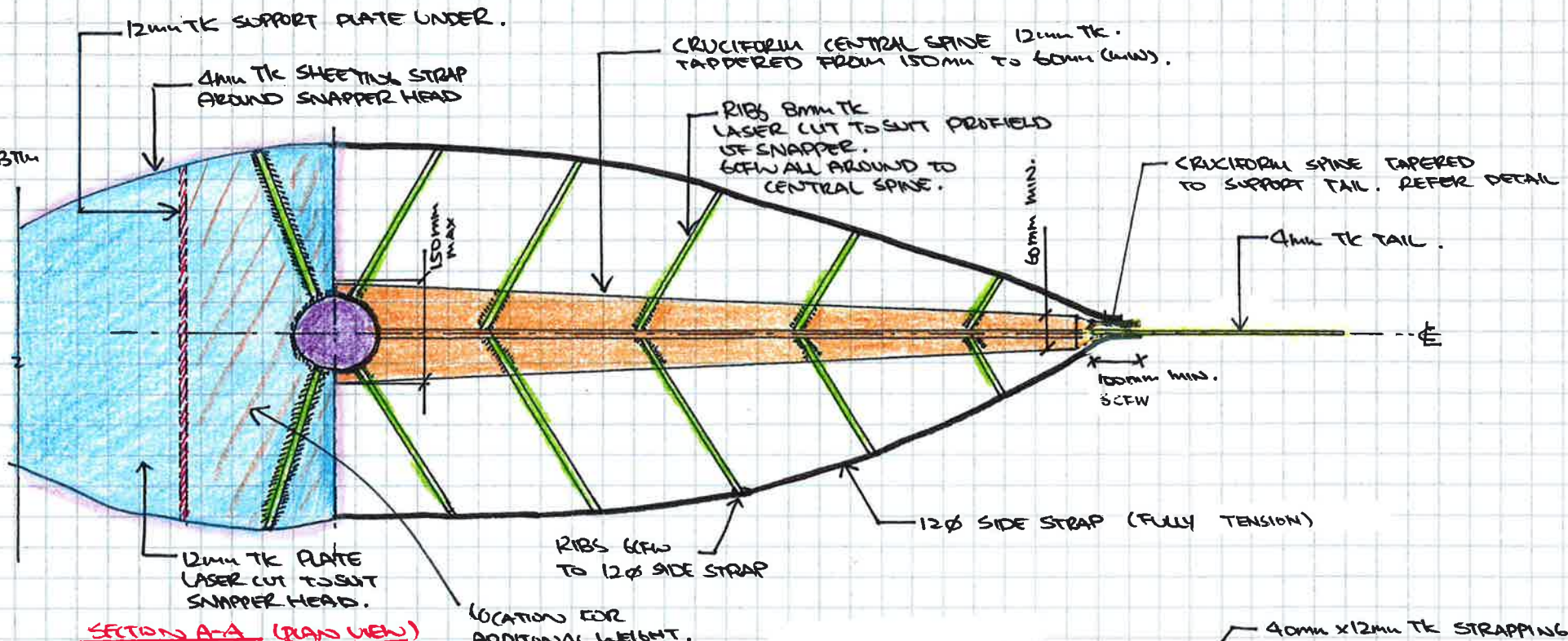


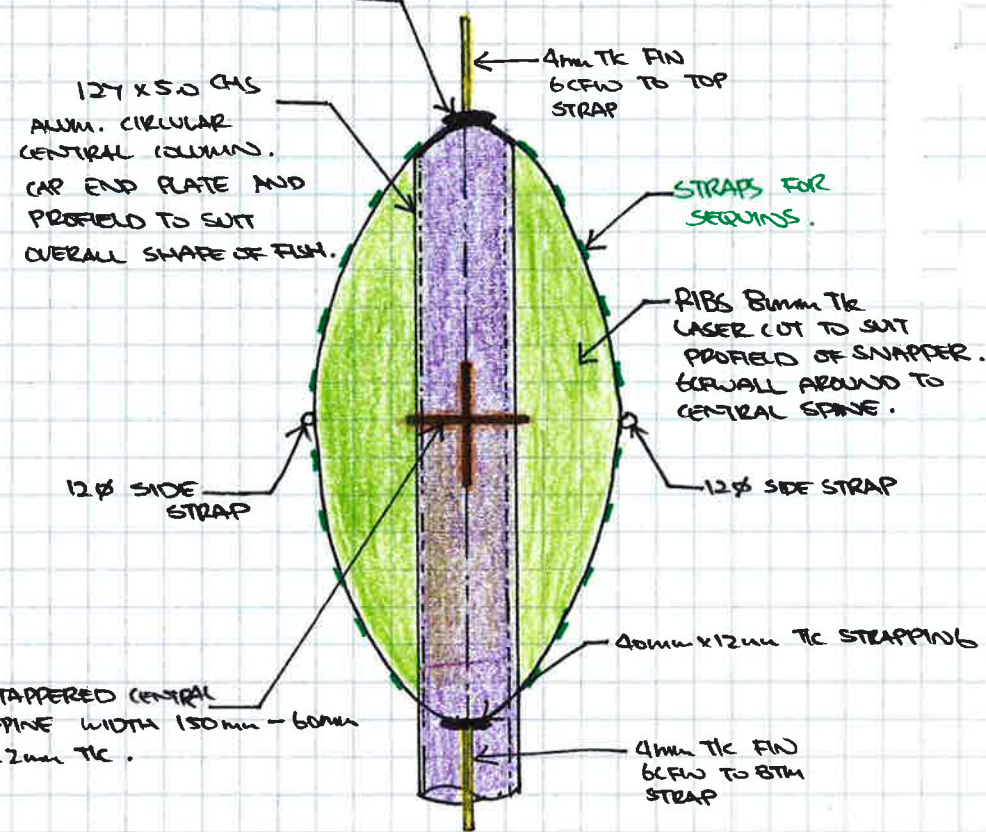
TYPICAL ELEVATION

SUPPORT COLUMNS REFER TO DRAWING 2010.292 - SK02.

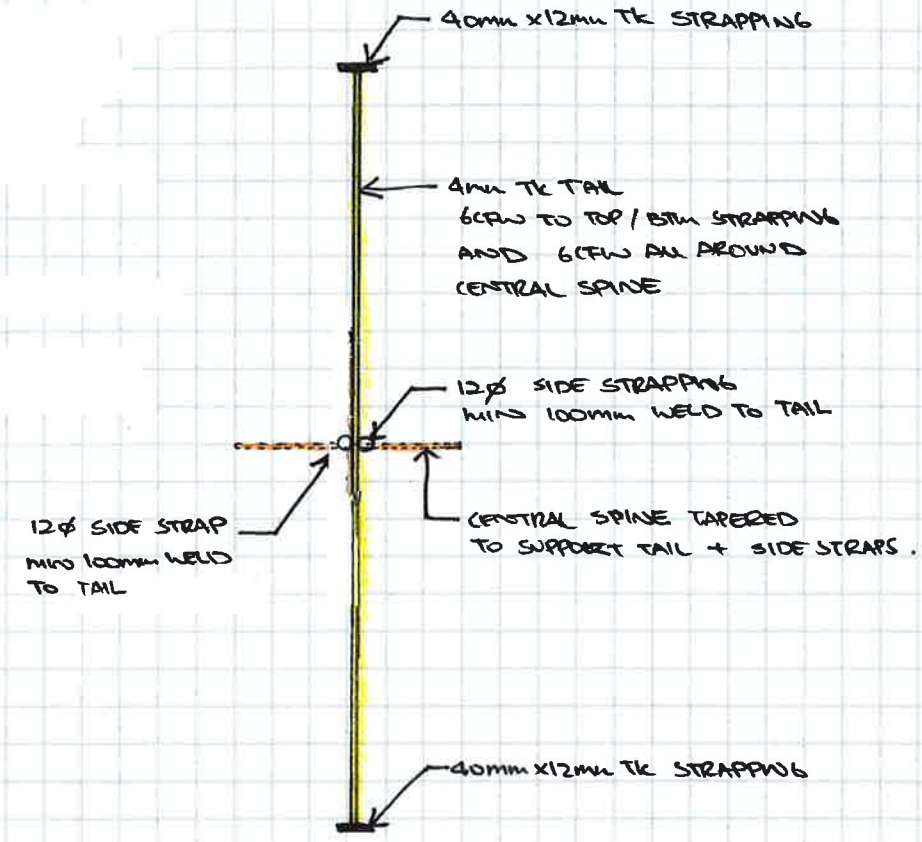
	SMALL SNAPPER	MEDIUM SNAPPER	LARGE SNAPPER.
CENTRAL SPINE	TAPERED FROM 150mm - 60mm 10mm TK.	TAPERED FROM 150mm - 60mm 12mm TK	TAPERED FROM 150mm - 60mm 12mm TK
RIBS	6mm TK	8mm TK.	8mm TK
FIN/TAIL	4mm TK	4mm TK	4mm TK
TOP/ BTH STRAP	40x12mm TK	40x12mm TK	40x12mm TK.
SIDE STRAP	12Ø	12Ø	12Ø
PLATE IN SNAPPER HEAD	10mm TK	12mm TK	12mm TK
WEIGHT ON SNAPPER HEAD	32 kg	40 kg	46 kg.



SECTION A-A (PLAN VIEW)



SECTION B-B (CROSS-SECTION)



SECTION C-C (TAIL TO CENTRAL SPINE DETAIL)

* DIMENSIONS REFER TO ARTIST DETAILS / PLANS.

<p>BLIGH TANNER CONSULTING ENGINEERS LEVEL 9, 289 WICKHAM STREET, PO BOX 612 FORTITUDE VALLEY QLD 4006 AUSTRALIA T 07 3251 8555 F 07 3251 8599</p>	REV	DATE	DESCRIPTION	DRAWN	DESIGN	APPROVED	PROJECT	DRAWING TITLE	SCALES
				22/11	B.H.		SNAPPER BENNELOG PARK	STRUCTURAL DETAILS.	N.T.S
	CHECKED				CHECKED		LOCATION	ARTIST	JOB NO
							BENNELOG PARK	MILNE & STONEHOUSE	2010.292
				DATE	DATE	DATE	CLIENT	ASSOCIATE CONSULTANT	DRAWING NO REVISION
									101122 - SK01



BLIGH TANNER
CONSULTING ENGINEERS

LEVEL 9, 269 WICKHAM STREET, PO BOX 812
FORTITUDE VALLEY QLD 4006 AUSTRALIA
T 07 3251 8555 F 07 3251 8599

PROJECT

SNAPPER RENOVATING PARK

PROJECT NUMBER

2010.292.

SHEET NUMBER

2 / 2.

ITEM

STRUCTURAL DETAILS.

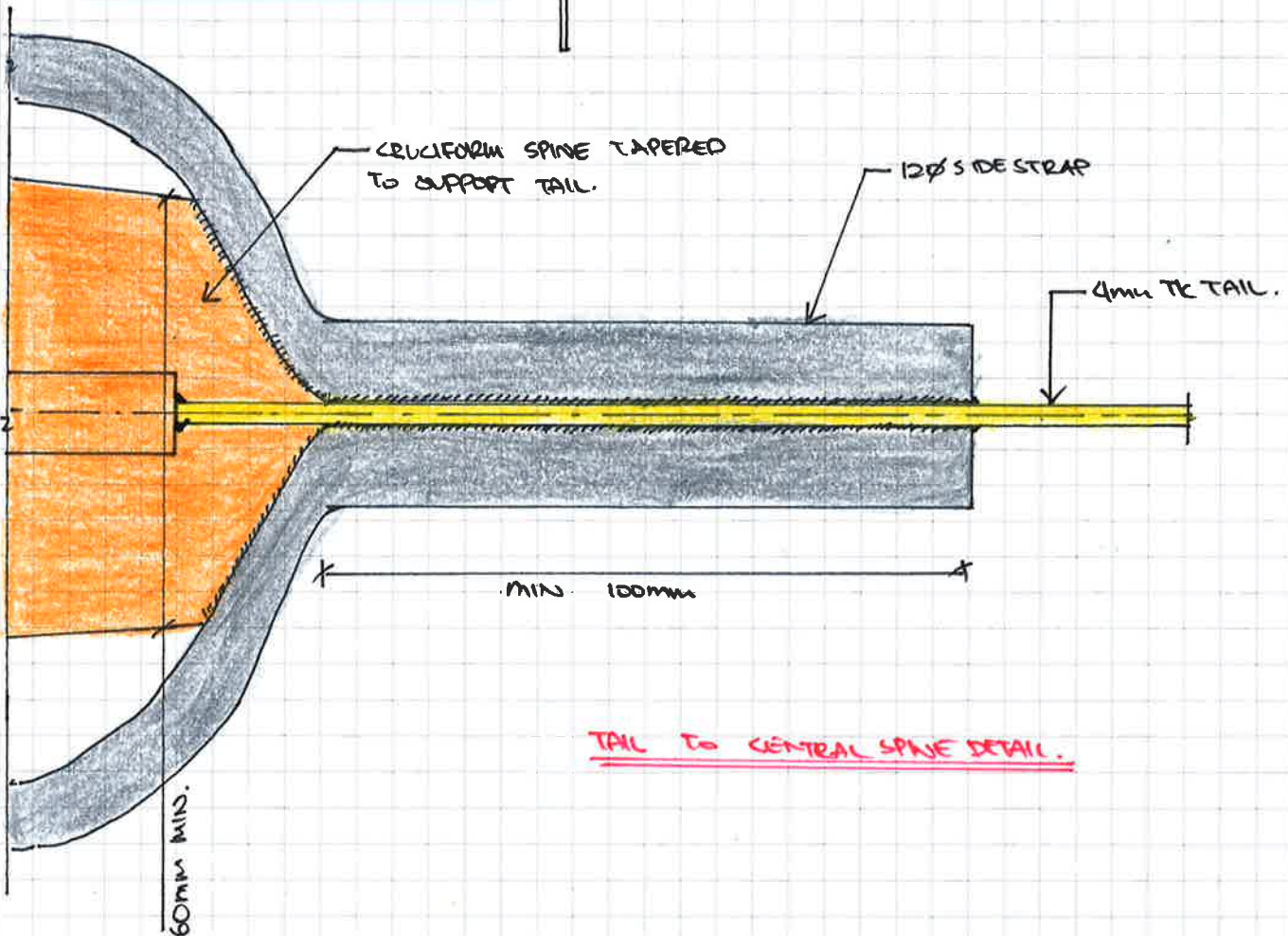
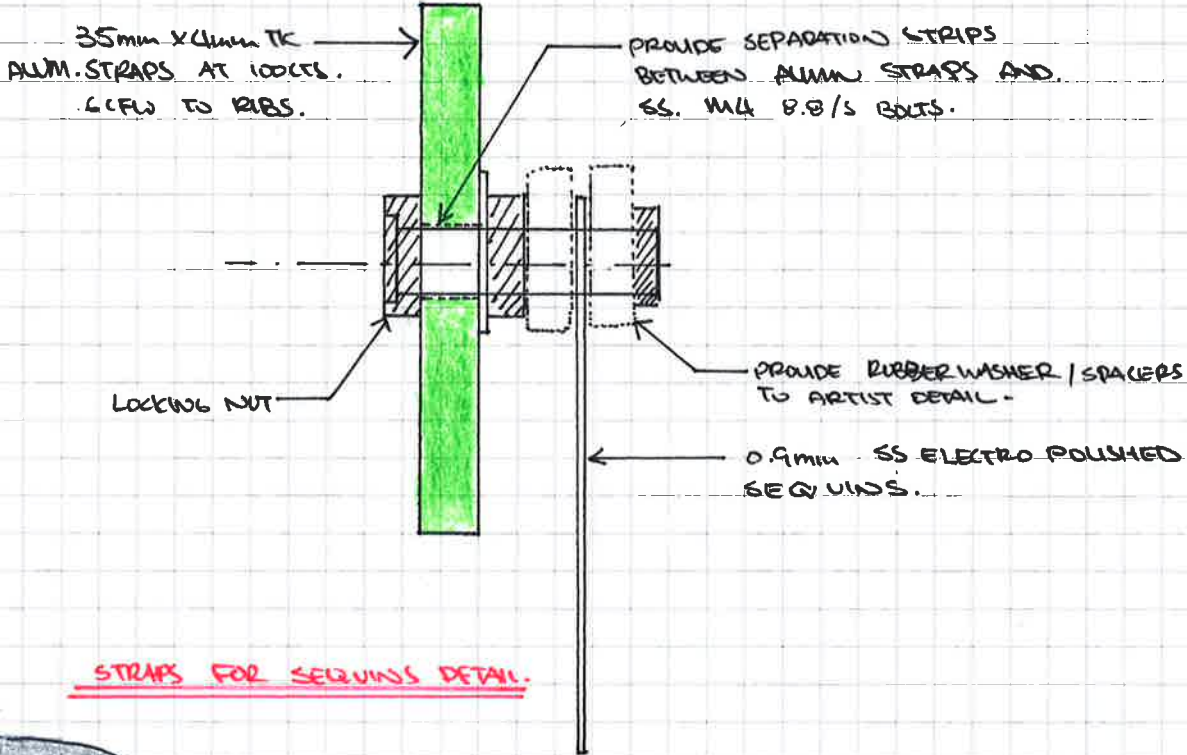
MADE BY


BH

SCALE

—

101122 SCOZ





* ALL MEMBERS SHOWN INDICATIVELY
REFER TO DRAWING SPEC FOR ALL MEMBER SIZES.

<p>BLIGH TANNER CONSULTING ENGINEERS</p> <p>LEVEL 9, 289 WICKHAM STREET, PO BOX 812 FORTITUDE VALLEY QLD 4008 AUSTRALIA T 07 3251 8555 F 07 3251 8599</p>	REV	DATE	DESCRIPTION	DRAWN	DESIGN	APPROVED	PROJECT	DRAWING TITLE	SCALES	
				22/11	BM.		SNAPPER BENDELONG PARK	ISOMETRIC VIEW.	—	
				CHECKED	CHECKED	R.P.E.Q	LOCATION	ARCHITECT/ARTIST	JOB NO	
			DATE	DATE	DATE	CLIENT	WILDE & STANFORD	2010. 292	DRAWING NO	REVISION
							ASSOCIATE CONSULTANT	10122-503		