

**Meeting Date:** Tuesday 9 February 2021  
**Location:** Online Audio Visual Meeting  
**Time:** 6.45pm

*Committee Meetings will be recorded on audio tape for minute-taking purposes as authorised by the Local Government Act 1993. Committee Meetings will also be webcast.*

### **NOTICE OF BUSINESS**

<b>Item</b>	<b>Page</b>
1 CONFIRMATION OF MINUTES - Finance and Governance Committee Meeting held on 10 November 2020 .....	1
2 ITEMS PUT WITHOUT DEBATE .....	5
3 INVESTMENT REPORT AS AT 30 NOVEMBER 2020.....	6
4 INVESTMENT REPORT AS AT 31 DECEMBER 2020.....	14
5 2021 AUSTRALIAN LOCAL GOVERNMENT WOMEN'S ASSOCIATION (ALGWA) NSW ANNUAL CONFERENCE - 18 to 20 MARCH 2021 .....	22

**1 CONFIRMATION OF MINUTES - Finance and Governance Committee  
Meeting held on 10 November 2020**

---

**Report prepared by:** Civic Services Manager  
**File No.:** CLM/20/1/4/2 - BP20/1242

---

**REPORT SUMMARY**

In accordance with Council's Code of Meeting Practice, a motion or discussion with respect to such minutes shall not be in order except with regard to their accuracy as a true record of the proceedings.

**RECOMMENDATION:**

That the Minutes of the Finance and Governance Committee 4/20, held on 10 November 2020, be confirmed.

**ATTACHMENTS**

- 1 MINUTES - Finance and Governance Committee Meeting - 10 November 2020**

**ITEM 1 (continued)**

**ATTACHMENT 1**

Finance and Governance Committee Meeting  
**MINUTES OF MEETING NO. 4/20**

**Meeting Date:** Tuesday 10 November 2020  
**Location:** Online Audio Visual Meeting  
**Time:** 7.02pm

**Councillors Present:** Councillors Clifton (Chairperson), Brown, Gordon, Kim, Pedersen and Purcell.

**Apologies:** Councillor Maggio.

**Staff Present:** General Manager, Director – Customer and Community Services, Director – Corporate Services, Director – City Planning and Environment, Director – City Works, Manager – Urban Strategy, IT Applications Support Officer, Civic Services Manager and Civic Support Officer.

**DISCLOSURES OF INTEREST**

There were no disclosures of interest.

**1 CONFIRMATION OF MINUTES - Finance and Governance Committee  
Meeting held on 13 October 2020**

**RECOMMENDATION:** (Moved by Councillors Purcell and Gordon)

That the Minutes of the Finance and Governance Committee 3/20, held on 13 October 2020, be confirmed.

**Record of the Voting:**

For the Motion: Councillors Brown, Clifton, Gordon, Pedersen and Purcell

Against the Motion: Councillor Kim

**Note:** This matter will be dealt with at the Council Meeting to be held on **24 November 2020** as dissenting votes were recorded.

**ITEM 1 (continued)**

**ATTACHMENT 1**

**2 ITEMS PUT WITHOUT DEBATE**

**RESOLUTION:** (Moved by Councillors Gordon and Pedersen)

That the Committee determine all Items on the Agenda.

**Record of the Voting:**

For the Motion: Councillors Brown, Clifton, Gordon, Pedersen and Purcell

Against the Motion: Councillor Kim

**3 NEW FEES FOR AMENDMENTS TO RYDE LOCAL ENVIRONMENTAL PLAN**

**RESOLUTION:** (Moved by Councillors Pedersen and Gordon)

- (a) That Council seek community feedback and comment for 28 days on the following proposed fees and charges for amendments to Ryde Local Environmental Plan 2014:
  - i. \$10,000 for Administrative (low impact) changes to the planning controls
  - ii. \$30,000 for Minor (low to medium impact) changes to the planning controls
  - iii. \$70,000 for Major (high impact) changes to the planning controls
  - iv. \$100,000 for Complex (high impact) changes to the planning controls
- (b) That community feedback to the proposed changes to the fees is reported to Council as soon as practicable after the conclusion of the exhibition.
- (c) In the event that no objections are received to the exhibition, the General Manager be delegated to amend Council fees and charges as proposed.

**Record of the Voting:**

For the Motion: Unanimous

Note: This is now a resolution of Council in accordance with the Committee's delegated powers.

**ITEM 1 (continued)**

**ATTACHMENT 1**

**4 INVESTMENT REPORT AS AT 31 OCTOBER 2020**

**RECOMMENDATION:** (Moved by Councillors Purcell and Pedersen)

That Council endorse the Investment Report as at 31 October 2020.

On being put to the meeting, Councillor Kim abstained from voting and accordingly his vote was recorded against the Motion.

**Record of the Voting:**

For the Motion: Councillors Brown, Clifton, Gordon, Pedersen and Purcell

Against the Motion: Councillor Kim

Note: This matter will be dealt with at the Council Meeting to be held on **24 November 2020** as dissenting votes were recorded.

**5 NEW NOMINATIONS FOR THE ECONOMIC DEVELOPMENT ADVISORY COMMITTEE**

**RESOLUTION:** (Moved by Councillors Purcell and Pedersen)

That Council endorses the following nominations for positions on the Economic Development Advisory Committee until the expiry of the current term in September 2021:-

- Sarah Reyes
- Jimmy (Jong Hoon) Park
- Victor Tagg

**Record of the Voting:**

For the Motion: Unanimous

Note: This is now a resolution of Council in accordance with the Committee's delegated powers.

The meeting closed at 7.25pm.

CONFIRMED THIS 9TH DAY OF FEBRUARY 2021

Chairperson

## **2 ITEMS PUT WITHOUT DEBATE**

---

**Report prepared by:** Civic Services Manager

**File No.:** CLM/20/1/4/2 - BP20/1243

---

### **REPORT SUMMARY**

In accordance with Council's Code of Meeting Practice, the Committee can determine those matters on the Agenda that can be adopted without the need for any discussion.

### **RECOMMENDATION:**

That the Committee determine the Items on the Agenda that will be adopted without any debate.

OR

That the Committee determine all Items on the Agenda.

---

### **3 INVESTMENT REPORT AS AT 30 NOVEMBER 2020**

---

**Report prepared by:** Chief Financial Officer  
**File No.:** GRP/21/8 - BP21/5

---

#### **REPORT SUMMARY**

This report details Council's performance of its investment portfolio as at 30 November 2020 and compares it against key benchmarks. The report includes the estimated market valuation of Council's investment portfolio and loan liabilities.

Council's return for the reporting period is 1.87%, which is 1.78% above the benchmark figure of 0.09%.

Income from interest on investments and proceeds from sale of investments totals \$1,699K for the financial year to date, which is \$157K above the 2020/21 year-to-date adopted budget of \$1,542K.

#### **RECOMMENDATION:**

That Council endorse the Investment Report as at 30 November 2020.

#### **ATTACHMENTS**

There are no attachments for this report.

Report Prepared By:

**Pav Kuzmanovski**  
**Chief Financial Officer**

Report Approved By:

**Marnie Mitchell**  
**Acting Director - Corporate Services**

### ITEM 3 (continued)

#### Discussion

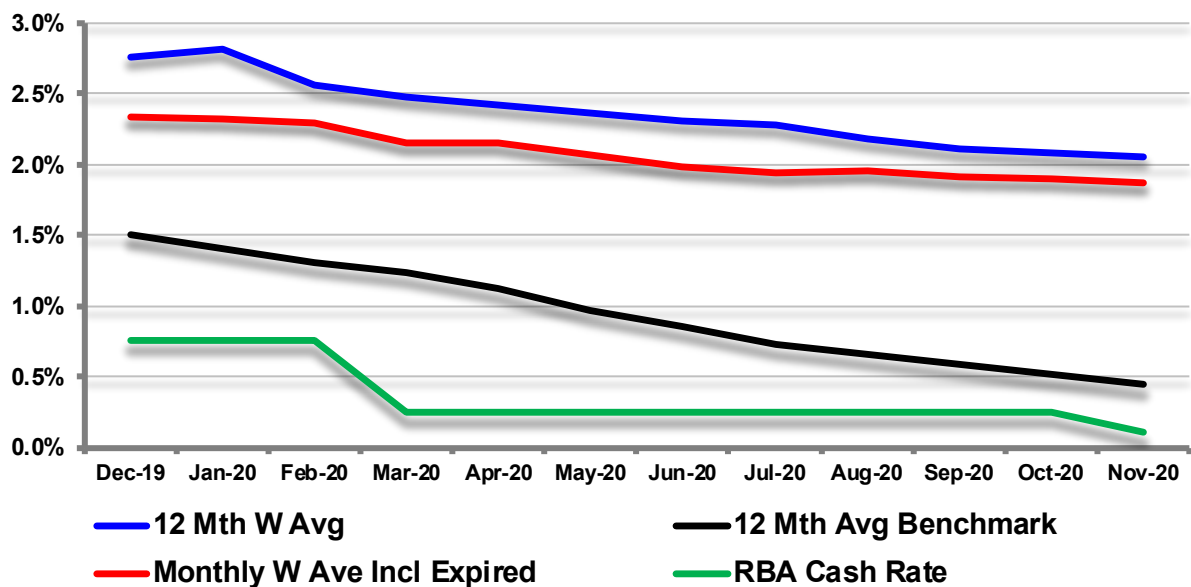
Council's Responsible Accounting Officer is required to report monthly on Council's Investment Portfolio and certify that the Investments are held in accordance with Council's Investment Policy and Section 625 of the Local Government Act.

#### Investment Performance Commentary

Council's performance against the benchmark for returns of its investment portfolio for November 2020 and the past 12 months are as follows:

	November	12 Mth	FYTD
<b>Council Return</b>	<b>1.87</b>	<b>2.05</b>	<b>1.90</b>
<b>Benchmark</b>	0.09	0.44	0.10
<b>Variance</b>	<b>1.78</b>	<b>1.61</b>	<b>1.80</b>

#### Performance - All Investments



Council's investment portfolio as at 30 November 2020 was as follows:

Cash/Term Deposits	\$120.0M	57.6%
Floating Rate Notes	\$39.5M	19.0%
Fixed Bonds	\$48.6M	23.4%
<b>Total Investments</b>	<b>\$208.2M</b>	



**ITEM 3 (continued)**

Council continues to utilise the Federal Government's current guarantee (\$250K) investing in Term Deposits with a range of Authorised Deposit Taking Institutions (ADI's) on short to medium term investments (generally 30 days to 180 days maturity) where more competitive rates are available.

Whilst Council has moved some of its investment portfolio out to longer terms to lock in future returns, it should be noted that there is approximately \$100.8 million of Council's funds held in Internal Reserves (as at 30 June 2020).

Council's income from investments continues to exceed budgeted expectations, primarily due to Council's cash reserves balances being higher than anticipated.

**Loan Liability**

Council's loan liability as at 30 November was \$1.3 million which represents the balance of two loans which were established under the Local Infrastructure Renewal Scheme (LIRS). Council receives a 3% interest subsidy payment from the OLG twice a year.

1. A \$1.5M 10 year loan drawn down 31 January 2014 at 180 day BBSW +175 basis points for the Children's Play Implementation Plan, which was approved for an LIRS subsidy in Round 2. The interest rate for this loan is reset every six months;
2. A \$1.5M 10 year loan drawn down 1 September 2014 at 4.95% for Phase 2 of the Children's Play Implementation Plan, which was approved for an LIRS subsidy in Round 3.

## ITEM 3 (continued)

### INVESTMENT SUMMARY AS AT 30 NOVEMBER 2020

Issuer	Investment Name	Investment Rating	Fossil Fuel	Invested at 30-Nov-20 \$000's	Annualised Period Return (%)	12 Month Average Return on Current Investments	Return since 01 July 2020	% of Total Invested	Maturity	Tenor
Bank of Queensland	1. Bank of Queensland Floating Rate Note	AAA	Y	1,200	1.14	1.16	1.16	0.58	14/05/2025	1826
National Australia Bank	2. NAB Fixed Bond (Covered)	AAA	Y	3,744	3.10	3.09	3.07	1.80	16/03/2023	1826
Suncorp-Metway	3. Suncorp-Metway Floating Rate Note	AAA	N	4,000	1.20	1.55	1.20	1.92	22/06/2021	1826
Australia and New Zealand Banking Group	4. ANZ Fixed Bond	AA-	Y	1,499	3.15	3.13	3.16	0.72	18/01/2023	1826
Australia and New Zealand Banking Group	5. ANZ Fixed Bond	AA-	Y	1,999	1.56	1.55	1.56	0.96	29/08/2024	1827
Australia and New Zealand Banking Group	6. ANZ Fixed Bond	AA-	Y	1,992	1.67	1.66	1.67	0.96	29/08/2024	1805
Australia and New Zealand Banking Group	7. ANZ Fixed Bond	AA-	Y	1,997	1.70	1.70	1.70	0.96	16/01/2025	1827
Australia and New Zealand Banking Group	8. ANZ Fixed Bond	AA-	Y	2,975	1.80	1.79	1.78	1.43	29/08/2024	1612
Australia and New Zealand Banking Group	9. ANZ Floating Rate Note	AA-	Y	4,000	1.27	1.60	1.29	1.92	7/04/2021	1826
Australia and New Zealand Banking Group	10. ANZ Floating Rate Note	AA-	Y	1,500	0.85	1.18	0.87	0.72	18/01/2023	1826
Australia and New Zealand Banking Group	11. ANZ Floating Rate Note	AA-	Y	2,000	0.95	1.37	0.99	0.96	9/05/2023	1826
Australia and New Zealand Banking Group	12. ANZ Floating Rate Note	AA-	Y	2,999	3.14	3.11	3.15	1.44	8/02/2024	1826
Australia and New Zealand Banking Group	13. ANZ Term Deposit	AA-	Y	4,000	1.55	1.97	1.60	1.92	10/11/2022	2557
Australia and New Zealand Banking Group	14. ANZ Term Deposit	AA-	Y	4,000	1.55	1.92	1.55	1.92	15/12/2022	2557
Commonwealth Bank of Australia	15. CBA At Call Account	AA-	Y	12,546	0.27	0.37	0.25	6.03		
Commonwealth Bank of Australia	16. CBA Fixed Bond	AA-	Y	3,989	3.41	3.39	3.41	1.92	25/04/2023	1916
Commonwealth Bank of Australia	17. CBA Fixed Bond	AA-	Y	3,496	3.27	3.26	3.29	1.68	16/08/2023	1826
Commonwealth Bank of Australia	18. CBA Fixed Bond	AA-	Y	3,481	3.23	3.20	3.24	1.67	11/01/2024	1826
National Australia Bank	19. NAB Fixed Bond	AA-	Y	2,999	3.00	3.15	3.13	1.44	12/05/2021	1826
National Australia Bank	20. NAB Fixed Bond	AA-	Y	3,996	3.08	3.09	3.09	1.92	10/02/2023	1918
National Australia Bank	21. NAB Fixed Bond	AA-	Y	2,997	2.95	2.94	2.96	1.44	26/02/2024	1826
National Australia Bank	22. NAB Floating Rate Note	AA-	Y	4,000	0.96	1.37	0.99	1.92	16/05/2023	1826
National Australia Bank	23. NAB Floating Rate Note	AA-	Y	2,000	1.01	1.41	1.02	0.96	19/06/2024	1827
National Australia Bank	24. NAB Term Deposit	AA-	Y	4,000	0.98	1.21	0.98	1.92	18/02/2021	265
National Australia Bank	25. NAB Term Deposit	AA-	Y	2,500	1.43	1.43	1.43	1.20	29/01/2021	336
National Australia Bank	26. NAB Term Deposit	AA-	Y	4,000	0.65	1.27	0.93	1.92	25/03/2021	189
National Australia Bank	27. NAB Term Deposit	AA-	Y	4,000	0.98	1.21	0.98	1.92	16/02/2021	263
National Australia Bank	28. NAB Term Deposit	AA-	Y	4,000	0.90	1.31	0.90	1.92	18/03/2021	268
National Australia Bank	29. NAB Term Deposit	AA-	Y	4,000	0.60	1.26	1.11	1.92	16/10/2021	365
National Australia Bank	30. NAB Term Deposit	AA-	Y	4,000	1.43	1.43	1.43	1.92	19/01/2021	326
National Australia Bank	31. NAB Term Deposit	AA-	Y	4,000	3.35	3.35	3.35	1.92	18/09/2023	1827
Westpac Banking Corporation	32. Westpac At Call Account	AA-	Y	13	0.05	0.06	0.05	0.01		
Westpac Banking Corporation	33. Westpac Floating Rate Note	AA-	Y	2,484	3.25	3.25	3.25	1.19	24/04/2024	1917
Westpac Banking Corporation	34. Westpac Term Deposit	AA-	Y	2,000	0.70	1.42	1.08	0.96	21/09/2021	364
Westpac Banking Corporation	35. Westpac Term Deposit	AA-	Y	4,000	3.55	3.55	3.55	1.92	22/02/2022	1825
Westpac Banking Corporation	36. Westpac Term Deposit	AA-	Y	4,000	3.32	3.32	3.32	1.92	9/08/2022	1813
Westpac Banking Corporation	37. Westpac Term Deposit	AA-	Y	2,000	3.38	3.38	3.38	0.96	18/08/2022	1815
Westpac Banking Corporation	38. Westpac Term Deposit	AA-	Y	4,000	1.27	1.68	1.30	1.92	17/02/2022	1826
Westpac Banking Corporation	39. Westpac Term Deposit	AA-	Y	4,000	3.15	3.14	3.14	1.92	2/11/2021	1461
Macquarie Bank	40. Macquarie Bank Fixed Bond	A+	Y	3,999	1.71	1.71	1.72	1.92	12/02/2025	1827
Macquarie Bank	41. Macquarie Bank Term Deposit	A+	Y	2,000	1.70	1.72	1.70	0.96	1/04/2021	364
Suncorp-Metway	42. Suncorp-Metway Floating Rate Note (Covered)	A+	N	1,000	1.04	1.45	1.07	0.48	16/08/2022	1826
Suncorp-Metway	43. Suncorp-Metway Floating Rate Note	A+	N	1,200	1.22	1.23	1.23	0.58	24/04/2025	1823
Bank of Queensland	44. Bank of Queensland Fixed Bond	BBB+	Y	1,994	3.46	3.42	3.42	0.96	16/11/2021	1267
Bank of Queensland	45. Bank of Queensland Term Deposit	BBB+	Y	2,000	2.55	2.55	2.55	0.96	13/06/2024	1827
Bank of Queensland	46. Bank of Queensland Term Deposit	BBB+	Y	4,000	3.10	3.10	3.10	1.92	16/09/2021	273
Bank of Queensland	47. Bank of Queensland Term Deposit	BBB+	Y	2,000	0.50	3.30	2.94	0.96	13/05/2021	182
Bank of Queensland	48. Bank of Queensland Term Deposit	BBB+	Y	2,000	3.75	3.75	3.75	0.96	9/12/2021	1823
Bank of Queensland	49. Bank of Queensland Term Deposit	BBB+	Y	4,000	3.50	3.50	3.50	1.92	15/11/2022	1804

### ITEM 3 (continued)

Issuer	Investment Name	Investment Rating	Fossil Fuel	Invested at 30-Nov-20 \$000's	Annualised Period Return (%)	12 Month Average Return on Current Investments	Return since 01 July 2020	% of Total Invested	Maturity	Tenor
Bendigo and Adelaide Bank	50. Bendigo and Adelaide Bank Fixed Bond	BBB+	N	2,000	3.53	3.51	3.55	0.96	25/01/2023	1826
Bendigo and Adelaide Bank	51. Bendigo and Adelaide Bank Floating Rate Note	BBB+	N	1,998	1.16	1.52	1.20	0.96	25/01/2023	1532
Heritage Bank	52. Heritage Bank Floating Rate Note	BBB+	N	1,400	1.33	1.69	1.34	0.67	29/03/2021	1096
Heritage Bank	53. Heritage Bank Floating Rate Note	BBB+	N	2,001	0.85	1.27	0.89	0.96	12/08/2022	1085
MyState Bank	54. MyState Bank Term Deposit	BBB+	N	2,000	1.65	1.65	1.65	0.96	2/01/2021	291
AMP	55. AMP At Call Account	BBB	Y	395	0.54	0.78	0.60	0.19		
AMP	56. AMP Floating Rate Note	BBB	Y	1,999	1.22	1.57	1.22	0.96	10/09/2021	729
AMP	57. AMP Floating Rate Note	BBB	Y	996	1.49	1.85	1.50	0.48	30/03/2022	917
AMP	58. AMP Term Deposit	BBB	Y	1,000	0.80	1.65	0.80	0.48	30/07/2021	365
Australian Unity Bank	59. Australian Unity Bank Term Deposit	BBB	?	2,000	1.70	1.70	1.70	0.96	11/02/2021	364
Bank Australia	60. Bank Australia Floating Rate Note	BBB	N	1,000	1.39	1.78	1.40	0.48	30/08/2021	1096
Bank Australia	61. Bank Australia Floating Rate Note	BBB	N	2,000	0.99	1.32	0.99	0.96	2/12/2022	1096
Credit Union Australia	62. CUA Floating Rate Note	BBB	N	1,000	1.19	1.54	1.22	0.48	24/10/2024	1827
Credit Union Australia	63. CUA Term Deposit	BBB	N	2,000	3.00	3.00	3.00	0.96	3/12/2020	728
Defence Bank	64. Defence Bank Term Deposit	BBB	N	2,000	1.65	1.65	1.65	0.96	9/02/2021	349
ME Bank	65. ME Bank At Call Account	BBB	N	5,535	0.72	0.77	0.75	2.66		
ME Bank	66. ME Bank Floating Rate Note	BBB	N	1,600	1.36	1.68	1.38	0.77	16/04/2021	1095
Newcastle Permanent Building Society	67. Newcastle Permanent Building Society Term Deposit	BBB	N	2,000	3.05	3.05	3.05	0.96	27/01/2022	1092
Newcastle Permanent Building Society	68. Newcastle Permanent Building Society Term Deposit	BBB	N	2,000	3.05	3.05	3.05	0.96	10/02/2022	1095
Police & Nurses Limited	69. P&N Bank Term Deposit	BBB	N	1,000	3.50	3.50	3.50	0.48	2/11/2023	1821
Teachers Mutual Bank	70. Teachers Mutual Bank Floating Rate Note	BBB	N	1,400	1.47	1.80	1.48	0.67	2/07/2021	1096
Auswide Bank	71. Auswide Bank Floating Rate Note	BBB-	N	1,500	1.15	1.33	1.15	0.72	17/03/2023	1095
Auswide Bank	72. Auswide Bank Term Deposit	BBB-	N	2,000	1.69	1.69	1.69	0.96	15/02/2022	715
Auswide Bank	73. Auswide Bank Term Deposit	BBB-	N	2,000	0.80	0.80	0.80	0.96	11/02/2021	174
QPCU	74. QBank Floating Rate Note	BBB-	N	1,000	1.50	1.86	1.51	0.48	22/03/2021	1098
QPCU	75. QBank Floating Rate Note	BBB-	N	750	1.60	1.97	1.60	0.36	14/12/2021	1096
QPCU	76. QBank Term Deposit	BBB-	N	1,000	1.70	1.70	1.70	0.48	15/12/2021	372
QPCU	77. QBank Term Deposit	BBB-	N	1,000	1.65	2.03	1.65	0.48	6/05/2021	364
QPCU	78. QBank Term Deposit	BBB-	N	1,000	1.65	1.65	1.65	0.48	1/10/2021	365
WAW Credit Union Co-operative Limited	79. WAW CU Term Deposit	NA	N	2,000	1.80	1.80	1.80	0.96	15/12/2021	372
Coastline Credit Union	80. Coastline CU Term Deposit	NR	?	1,000	1.80	1.80	1.80	0.48	16/12/2021	371
Police Credit Union	81. Police CU (SA) Term Deposit	NR	?	1,000	0.86	1.52	1.33	0.48	13/04/2021	187
Queensland Country Bank	82. Queensland Country Bank Term Deposit	NR	?	1,000	1.60	1.89	1.60	0.48	16/03/2021	371
Warwick Credit Union	83. Warwick CU Term Deposit	NR	?	1,000	1.90	1.90	1.90	0.48	11/03/2021	91
				208,173	1.87	2.09	1.93	100		

\*Monthly returns when annualised can appear to exaggerate performance

\*\*Market valuations are indicative prices only, and do not necessarily reflect the price at which a transaction could be entered into.

#### Return including Matured/Traded Investments

#### Weighted Average Return

#### Benchmark Return: AusBond Bank Bill Index (%)

#### Variance From Benchmark (%)

	Nov	12 Mth	FYTD
Weighted Average Return	1.87	2.05	1.90
Benchmark Return: AusBond Bank Bill Index (%)	0.09	0.44	0.10
Variance From Benchmark (%)	1.78	1.61	1.80

#### Investment Income

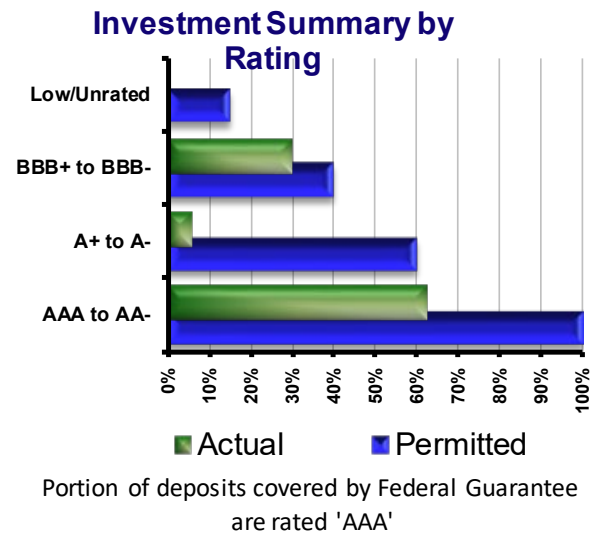
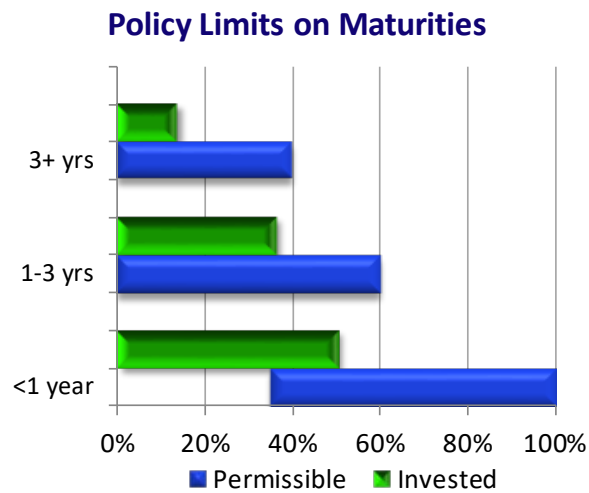
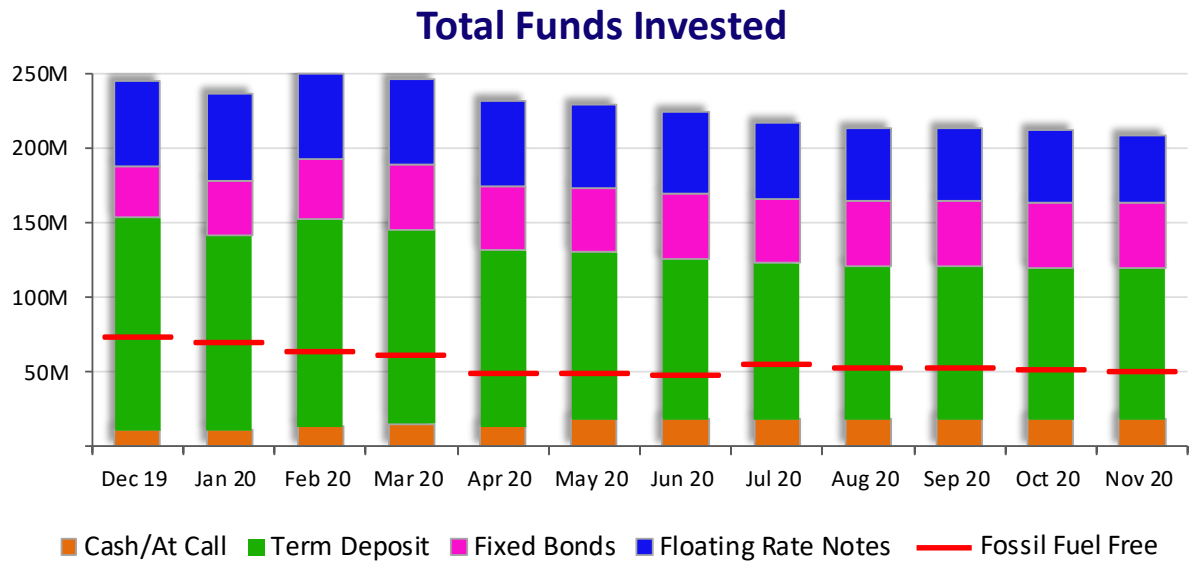
	\$000's
This Period	318
Financial Year To Date	1,699
Budget Profile	1,542
Variance from Budget - \$	157

#### Fossil Fuel Free (000's)

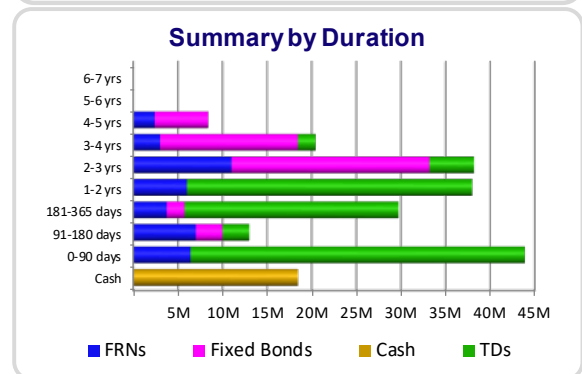
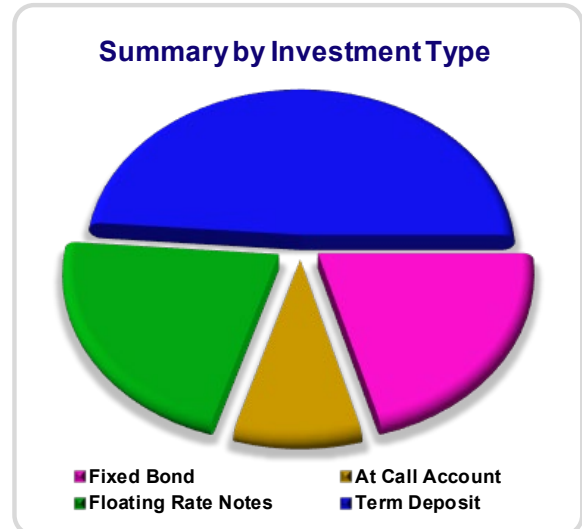
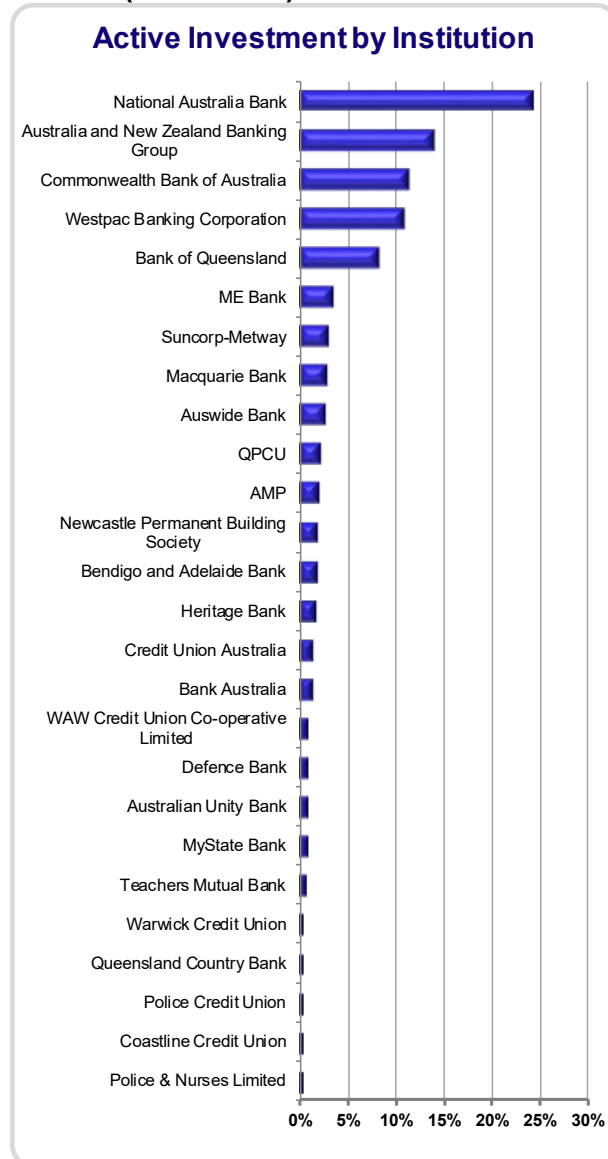
Yes	49,384
No	152,789
Unknown	6,000

### ITEM 3 (continued)

#### Analysis of investments



### ITEM 3 (continued)



	<365 days	>365 days
Cash/TDs	\$75.0M	\$45.0M
FRNs	\$16.4M	\$23.1M
Fixed Bonds	\$5.0M	\$43.6M
	<b>\$96.4M</b>	<b>\$111.8M</b>

### Divestment of Fossil Fuel Aligned Financial Institutions

As at 30 November 2020, Council had a total amount of \$49.3 million invested in non-fossil fuel aligned financial institutions. A further \$6 million was invested in unrated financial institutions where their 'alignment status' is unclear/undetermined. It is almost certain all of these unrated financial institutions are non-fossil fuel aligned institutions as their lending profiles are almost identical to other unrated institutions. If it is assumed those institutions are non-fossil fuel aligned financial institutions, then the total amount is \$55.3 million (26.6% of Council's total investment portfolio).

By way of comparison, Council had \$50.5 million (24.5% of its total investment portfolio) invested in non-fossil fuel aligned financial institutions, as at policy inception on 31 January 2018.

**ITEM 3 (continued)****Financial Implications**

Council's return for the reporting period is 1.87%, which is 1.78% above the benchmark figure of 0.09%. Income from interest on investments and proceeds from sales of investments totals \$1,699K for the period ending 30 November 2020 and is \$157K above the 2020/21 year-to-date adopted budget of \$1,542K.

**Summary**

Council's investment portfolio continues to perform well with returns well above benchmark. The recommendation in this report is consistent with Section 625 of the Local Government Act, which deals with the investment of surplus funds by Councils.

**Certificate of the Chief Financial Officer (Responsible Accounting Officer)**

I certify that as at the date of this report, the investments listed have been made and are held in compliance with Council's Investment Policy and applicable legislation.

Pav Kuzmanovski  
Chief Financial Officer

**4 INVESTMENT REPORT AS AT 31 DECEMBER 2020**

---

**Report prepared by:** Chief Financial Officer  
**File No.:** GRP/21/8 - BP21/6

---

**REPORT SUMMARY**

This report details Council's performance of its investment portfolio as at 31 December 2020 and compares it against key benchmarks. The report includes the estimated market valuation of Council's investment portfolio and loan liabilities.

Council's return for the reporting period is 1.66%, which is 1.63% above the benchmark figure of 0.03%.

Income from interest on investments and proceeds from sale of investments totals \$1,992K for the financial year to date, which is \$142K above the 2020/21 year-to-date adopted budget of \$1,850K.

**RECOMMENDATION:**

That Council endorse the Investment Report as at 31 December 2020.

**ATTACHMENTS**

There are no attachments for this report.

Report Prepared By:

**Pav Kuzmanovski**  
**Chief Financial Officer**

Report Approved By:

**Marnie Mitchell**  
**Acting Director - Corporate Services**

## ITEM 4 (continued)

### Discussion

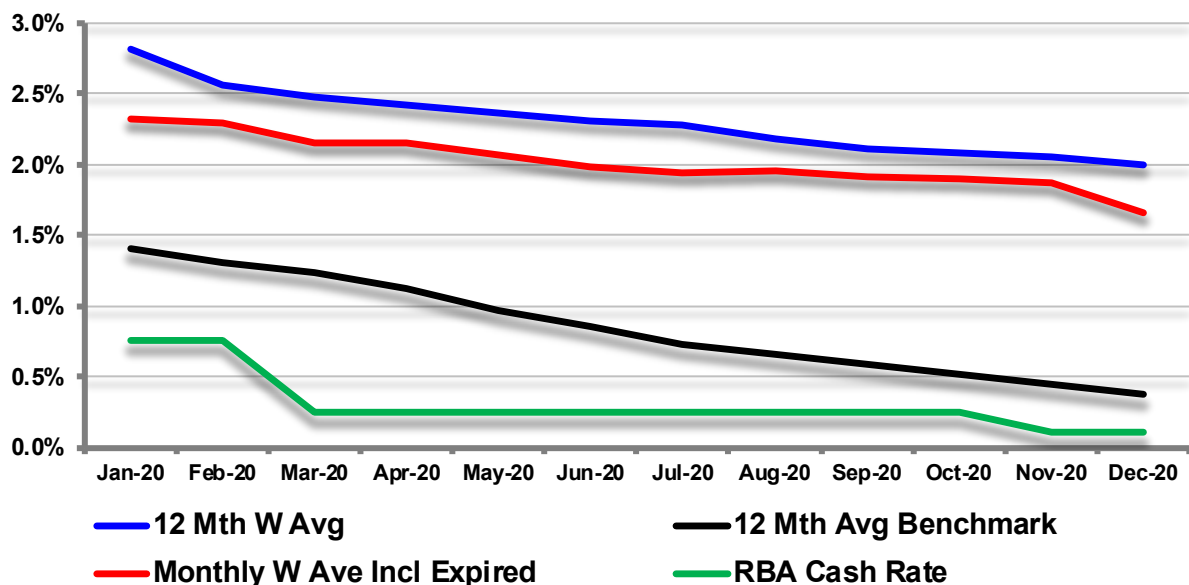
Council's Responsible Accounting Officer is required to report monthly on Council's Investment Portfolio and certify that the Investments are held in accordance with Council's Investment Policy and Section 625 of the Local Government Act.

### Investment Performance Commentary

Council's performance against the benchmark for returns of its investment portfolio for December 2020 and the past 12 months are as follows:

	December	12 Mth	FYTD
<b>Council Return</b>	<b>1.66</b>	<b>1.99</b>	<b>1.85</b>
<b>Benchmark</b>	0.03	<b>0.37</b>	0.09
<b>Variance</b>	<b>1.63</b>	<b>1.62</b>	<b>1.76</b>

### Performance - All Investments



Council's investment portfolio as at 31 December 2020 was as follows:

Cash/Term Deposits	\$120.0M	57.6%
Floating Rate Notes	\$39.5M	19.0%
Fixed Bonds	\$48.6M	23.4%
<b>Total Investments</b>	<b>\$208.2M</b>	



**ITEM 4 (continued)**

Council continues to utilise the Federal Government's current guarantee (\$250K) investing in Term Deposits with a range of Authorised Deposit Taking Institutions (ADI's) on short to medium term investments (generally 30 days to 180 days maturity) where more competitive rates are available.

Whilst Council has moved some of its investment portfolio out to longer terms to lock in future returns, it should be noted that there is approximately \$100.8 million of Council's funds held in Internal Reserves (as at 30 June 2020).

Council's income from investments continues to exceed budgeted expectations, primarily due to Council's cash reserves balances being higher than anticipated.

**Loan Liability**

Council's loan liability as at 31 December was \$1.3 million which represents the balance of two loans which were established under the Local Infrastructure Renewal Scheme (LIRS). Council receives a 3% interest subsidy payment from the OLG twice a year.

1. A \$1.5M 10 year loan drawn down 31 January 2014 at 180 day BBSW +175 basis points for the Children's Play Implementation Plan, which was approved for an LIRS subsidy in Round 2. The interest rate for this loan is reset every six months;
2. A \$1.5M 10 year loan drawn down 1 September 2014 at 4.95% for Phase 2 of the Children's Play Implementation Plan, which was approved for an LIRS subsidy in Round 3.

## ITEM 4 (continued)

### INVESTMENT SUMMARY AS AT 31 DECEMBER 2020

Issuer	Investment Name	Investment Rating	Fossil Fuel	Invested at 31-Dec-20 \$000's	Annualised Period Return (%)	12 Month Average Return on Current Investments	Return since 01 July 2020	% of Total Invested	Maturity	Tenor
Bank of Queensland	1. Bank of Queensland Floating Rate Note	AAA	Y	1,200	1.10	1.16	1.15	0.58	14/05/2025	1826
National Australia Bank	2. NAB Fixed Bond (Covered)	AAA	Y	3,745	3.10	3.09	3.07	1.80	16/03/2023	1826
Suncorp-Metway	3. Suncorp-Metway Floating Rate Note	AAA	N	4,000	1.17	1.48	1.20	1.92	22/06/2021	1826
Australia and New Zealand Banking Group	4. ANZ Fixed Bond	AA-	Y	1,499	3.16	3.13	3.16	0.72	18/01/2023	1826
Australia and New Zealand Banking Group	5. ANZ Fixed Bond	AA-	Y	1,999	1.56	1.55	1.56	0.96	29/08/2024	1827
Australia and New Zealand Banking Group	6. ANZ Fixed Bond	AA-	Y	1,992	1.67	1.66	1.67	0.96	29/08/2024	1805
Australia and New Zealand Banking Group	7. ANZ Fixed Bond	AA-	Y	1,997	1.69	1.70	1.70	0.96	16/01/2025	1827
Australia and New Zealand Banking Group	8. ANZ Fixed Bond	AA-	Y	2,976	1.80	1.79	1.79	1.43	29/08/2024	1612
Australia and New Zealand Banking Group	9. ANZ Floating Rate Note	AA-	Y	4,000	1.27	1.53	1.28	1.92	7/04/2021	1826
Australia and New Zealand Banking Group	10. ANZ Floating Rate Note	AA-	Y	1,500	0.85	1.11	0.87	0.72	18/01/2023	1826
Australia and New Zealand Banking Group	11. ANZ Floating Rate Note	AA-	Y	2,000	0.93	1.29	0.98	0.96	9/05/2023	1826
Australia and New Zealand Banking Group	12. ANZ Floating Rate Note	AA-	Y	2,999	3.13	3.11	3.14	1.44	8/02/2024	1826
Australia and New Zealand Banking Group	13. ANZ Term Deposit	AA-	Y	4,000	1.53	1.90	1.59	1.92	10/11/2022	2557
Australia and New Zealand Banking Group	14. ANZ Term Deposit	AA-	Y	4,000	1.52	1.84	1.55	1.92	15/12/2022	2557
Commonwealth Bank of Australia	15. CBA At Call Account	AA-	Y	12,526	-1.51	0.19	-0.04	6.02		
Commonwealth Bank of Australia	16. CBA Fixed Bond	AA-	Y	3,989	3.41	3.39	3.42	1.92	25/04/2023	1916
Commonwealth Bank of Australia	17. CBA Fixed Bond	AA-	Y	3,496	3.28	3.26	3.29	1.68	16/08/2023	1826
Commonwealth Bank of Australia	18. CBA Fixed Bond	AA-	Y	3,482	3.23	3.20	3.24	1.67	11/01/2024	1826
National Australia Bank	19. NAB Fixed Bond	AA-	Y	2,999	3.16	3.15	3.13	1.44	12/05/2021	1826
National Australia Bank	20. NAB Fixed Bond	AA-	Y	3,996	3.08	3.09	3.09	1.92	10/02/2023	1918
National Australia Bank	21. NAB Fixed Bond	AA-	Y	2,997	2.95	2.94	2.96	1.44	26/02/2024	1826
National Australia Bank	22. NAB Floating Rate Note	AA-	Y	4,000	0.92	1.30	0.98	1.92	16/02/2021	1826
National Australia Bank	23. NAB Floating Rate Note	AA-	Y	2,000	0.98	1.33	1.02	0.96	19/06/2024	1827
National Australia Bank	24. NAB Term Deposit	AA-	Y	4,000	0.98	1.16	0.98	1.92	18/02/2021	265
National Australia Bank	25. NAB Term Deposit	AA-	Y	2,500	1.43	1.43	1.43	1.20	29/01/2021	336
National Australia Bank	26. NAB Term Deposit	AA-	Y	4,000	0.65	1.18	0.88	1.92	25/03/2021	189
National Australia Bank	27. NAB Term Deposit	AA-	Y	4,000	0.98	1.16	0.98	1.92	16/02/2021	263
National Australia Bank	28. NAB Term Deposit	AA-	Y	4,000	0.90	1.24	0.90	1.92	18/03/2021	268
National Australia Bank	29. NAB Term Deposit	AA-	Y	4,000	0.60	1.20	1.03	1.92	16/10/2021	365
National Australia Bank	30. NAB Term Deposit	AA-	Y	4,000	1.43	1.43	1.43	1.92	19/01/2021	326
National Australia Bank	31. NAB Term Deposit	AA-	Y	4,000	3.35	3.35	3.35	1.92	18/09/2023	1827
National Australia Bank	32. NAB Term Deposit	AA-	Y	2,000	0.50	0.50	0.50	0.96	2/12/2021	364
Westpac Banking Corporation	33. Westpac At Call Account	AA-	Y	13	0.05	0.06	0.05	0.01		
Westpac Banking Corporation	34. Westpac Floating Rate Note	AA-	Y	2,484	3.25	3.23	3.21	1.19	24/04/2024	1917
Westpac Banking Corporation	35. Westpac Term Deposit	AA-	Y	2,000	0.70	1.34	1.02	0.96	21/09/2021	364
Westpac Banking Corporation	36. Westpac Term Deposit	AA-	Y	4,000	3.55	3.55	3.55	1.92	22/02/2022	1825
Westpac Banking Corporation	37. Westpac Term Deposit	AA-	Y	4,000	3.32	3.32	3.32	1.92	9/08/2022	1813
Westpac Banking Corporation	38. Westpac Term Deposit	AA-	Y	2,000	3.38	3.38	3.38	0.96	18/08/2022	1815
Westpac Banking Corporation	39. Westpac Term Deposit	AA-	Y	4,000	1.23	1.60	1.29	1.92	17/02/2022	1826
Westpac Banking Corporation	40. Westpac Term Deposit	AA-	Y	4,000	3.14	3.14	3.14	1.92	2/11/2021	1461
Macquarie Bank	41. Macquarie Bank Fixed Bond	A+	Y	3,999	1.71	1.71	1.72	1.92	12/02/2025	1827
Macquarie Bank	42. Macquarie Bank Term Deposit	A+	Y	2,000	1.70	1.72	1.70	0.96	1/04/2021	364
Suncorp-Metway	43. Suncorp-Metway Floating Rate Note (Covered)	A+	N	1,000	0.99	1.37	1.06	0.48	16/08/2022	1826
Suncorp-Metway	44. Suncorp-Metway Floating Rate Note	A+	N	1,200	1.23	1.23	1.23	0.58	24/04/2025	1823
Bank of Queensland	45. Bank of Queensland Fixed Bond	BBB+	Y	1,994	3.41	3.42	3.42	0.96	16/11/2021	1267
Bank of Queensland	46. Bank of Queensland Term Deposit	BBB+	Y	2,000	2.55	2.55	2.55	0.96	13/06/2024	1827
Bank of Queensland	47. Bank of Queensland Term Deposit	BBB+	Y	4,000	0.50	2.88	2.67	1.92	16/09/2021	273
Bank of Queensland	48. Bank of Queensland Term Deposit	BBB+	Y	2,000	0.50	3.04	2.53	0.96	13/05/2021	182
Bank of Queensland	49. Bank of Queensland Term Deposit	BBB+	Y	2,000	3.75	3.75	3.75	0.96	9/12/2021	1823

## ITEM 4 (continued)

INVESTMENT SUMMARY AS AT 31 DECEMBER 2020

Issuer	Investment Name	Investment Rating	Fossil Fuel	Invested at 31-Dec-20 \$000's	Annualised Period Return (%)	12 Month Average Return on Current Investments	Return since 01 July 2020	% of Total Invested	Maturity	Tenor
Bank of Queensland	50. Bank of Queensland Term Deposit	BBB+	Y	4,000	3.50	3.50	3.50	1.92	15/11/2022	1804
Bendigo and Adelaide Bank	51. Bendigo and Adelaide Bank Fixed Bond	BBB+	N	2,000	3.54	3.51	3.55	0.96	25/01/2023	1826
Bendigo and Adelaide Bank	52. Bendigo and Adelaide Bank Floating Rate Note	BBB+	N	1,998	1.16	1.46	1.19	0.96	25/01/2023	1532
Heritage Bank	53. Heritage Bank Floating Rate Note	BBB+	N	1,400	1.33	1.62	1.34	0.67	29/03/2021	1096
Heritage Bank	54. Heritage Bank Floating Rate Note	BBB+	N	2,001	0.83	1.19	0.88	0.96	12/08/2022	1085
MyState Bank	55. MyState Bank Term Deposit	BBB+	N	2,000	1.65	1.65	1.65	0.96	2/01/2021	291
AMP	56. AMP At Call Account	BBB	Y	396	0.51	0.73	0.58	0.19		
AMP	57. AMP Floating Rate Note	BBB	Y	1,999	1.17	1.49	1.22	0.96	10/09/2021	729
AMP	58. AMP Floating Rate Note	BBB	Y	996	1.48	1.78	1.49	0.48	30/03/2022	917
AMP	59. AMP Term Deposit	BBB	Y	1,000	0.80	1.53	0.80	0.48	30/07/2021	365
Australian Unity Bank	60. Australian Unity Bank Term Deposit	BBB	?	2,000	1.70	1.70	1.70	0.96	11/02/2021	364
Bank Australia	61. Bank Australia Floating Rate Note	BBB	N	1,000	1.40	1.71	1.40	0.48	30/08/2021	1096
Bank Australia	62. Bank Australia Floating Rate Note	BBB	N	2,000	0.92	1.25	0.98	0.96	2/12/2022	1096
Credit Union Australia	63. CUA Floating Rate Note	BBB	N	1,000	1.18	1.47	1.21	0.48	24/10/2024	1827
Defence Bank	64. Defence Bank Term Deposit	BBB	N	2,000	1.65	1.65	1.65	0.96	9/02/2021	349
ME Bank	65. ME Bank At Call Account	BBB	N	5,538	0.70	0.76	0.74	2.66		
ME Bank	66. ME Bank Floating Rate Note	BBB	N	1,600	1.36	1.62	1.38	0.77	16/04/2021	1095
Newcastle Permanent Building Society	67. Newcastle Permanent Building Society Term Deposit	BBB	N	2,000	3.05	3.05	3.05	0.96	27/01/2022	1092
Newcastle Permanent Building Society	68. Newcastle Permanent Building Society Term Deposit	BBB	N	2,000	3.05	3.05	3.05	0.96	10/02/2022	1095
Police & Nurses Limited	69. P&N Bank Term Deposit	BBB	N	1,000	3.50	3.50	3.50	0.48	2/11/2023	1821
Teachers Mutual Bank	70. Teachers Mutual Bank Floating Rate Note	BBB	N	1,400	1.47	1.74	1.48	0.67	2/07/2021	1096
Auswide Bank	71. Auswide Bank Floating Rate Note	BBB-	N	1,500	1.11	1.30	1.15	0.72	17/03/2023	1095
Auswide Bank	72. Auswide Bank Term Deposit	BBB-	N	2,000	1.69	1.69	1.69	0.96	15/02/2022	715
Auswide Bank	73. Auswide Bank Term Deposit	BBB-	N	2,000	0.80	0.80	0.80	0.96	11/02/2021	174
QPCU	74. QBank Floating Rate Note	BBB-	N	1,000	1.48	1.79	1.51	0.48	22/03/2021	1098
QPCU	75. QBank Floating Rate Note	BBB-	N	750	1.56	1.89	1.60	0.36	14/12/2021	1096
QPCU	76. QBank Term Deposit	BBB-	N	1,000	0.50	1.60	1.50	0.48	15/12/2021	372
QPCU	77. QBank Term Deposit	BBB-	N	1,000	1.65	1.95	1.65	0.48	6/05/2021	364
QPCU	78. QBank Term Deposit	BBB-	N	1,000	1.65	1.65	1.65	0.48	1/10/2021	365
WAW Credit Union Co-operative Limited	79. WAW CU Term Deposit	NA	N	2,000	0.80	1.72	1.63	0.96	15/12/2021	372
Coastline Credit Union	80. Coastline CU Term Deposit	NR	?	1,000	0.55	1.70	1.59	0.48	16/12/2021	371
Police Credit Union	81. Police CU (SA) Term Deposit	NR	?	1,000	0.86	1.45	1.26	0.48	13/04/2021	187
Queensland Country Bank	82. Queensland Country Bank Term Deposit	NR	?	1,000	1.60	1.79	1.60	0.48	16/03/2021	371
Warwick Credit Union	83. Warwick CU Term Deposit	NR	?	1,000	0.70	1.80	1.70	0.48	11/03/2021	91
				208,160	1.66	2.01	1.86	100		

\*Monthly returns when annualised can appear to exaggerate performance

\*\*Market valuations are indicative prices only, and do not necessarily reflect the price at which a transaction could be entered into.

Return including Matured/Traded Investments

Weighted Average Return

Benchmark Return: AusBond Bank Bill Index (%)

Variance From Benchmark (%)

	Dec	12 Mth	FYTD
Weighted Average Return	1.66	1.99	1.85
Benchmark Return: AusBond Bank Bill Index (%)	0.03	0.37	0.09
Variance From Benchmark (%)	1.63	1.62	1.76

### Investment Income

	\$000's
This Period	294
Financial Year To Date	1,992
Budget Profile	1,850
Variance from Budget - \$	142

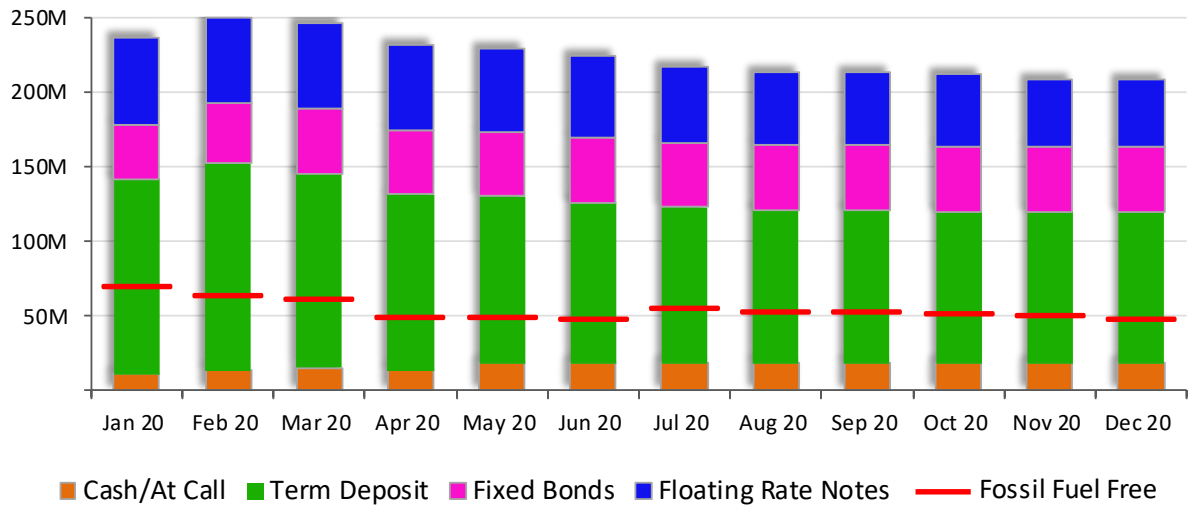
### Fossil Fuel Free (000's)

Yes	47,387
No	154,773
Unknown	6,000

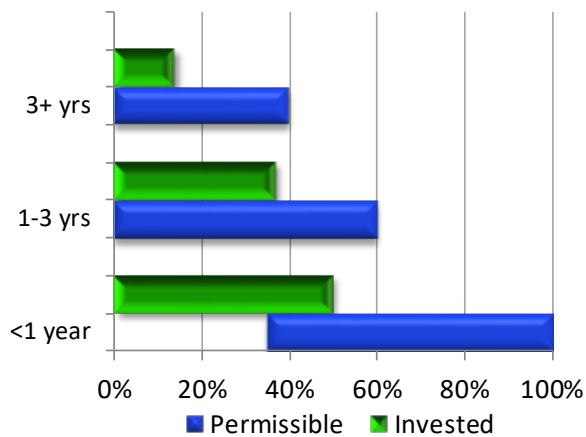
## ITEM 4 (continued)

### Analysis of investments

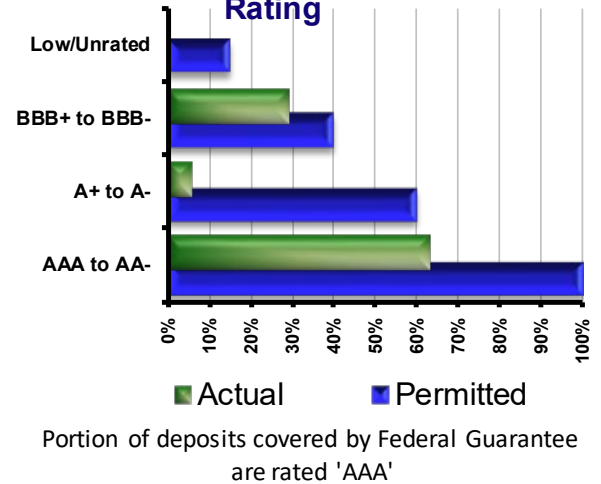
#### Total Funds Invested



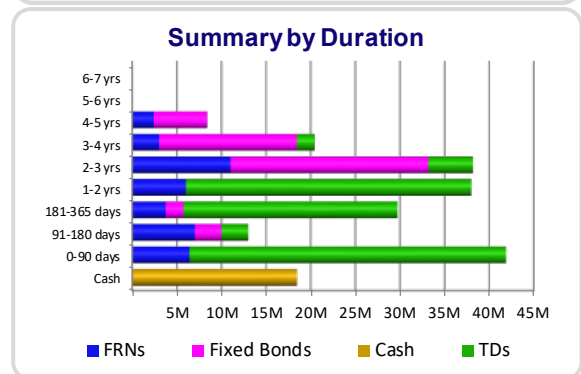
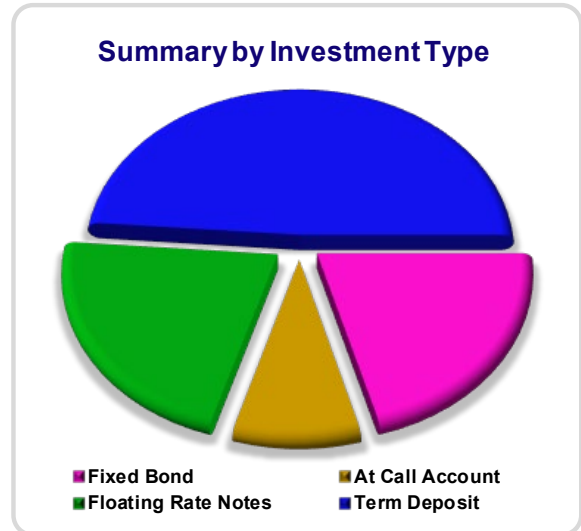
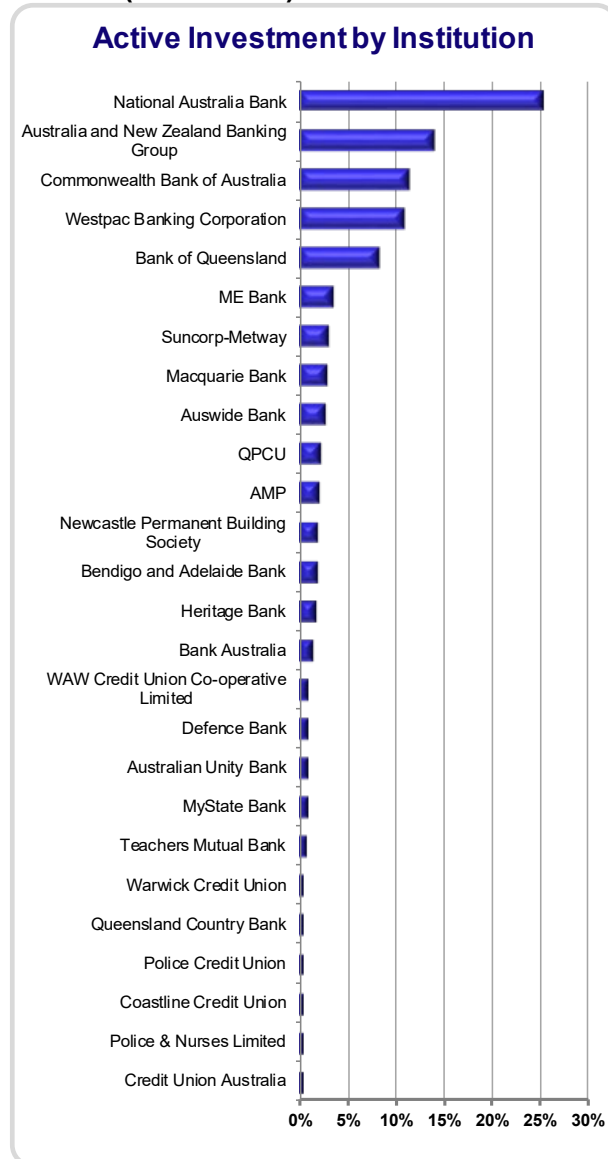
#### Policy Limits on Maturities



#### Investment Summary by Rating



#### ITEM 4 (continued)



	<365 days	>365 days
Cash/TDs	\$81.0M	\$39.0M
FRNs	\$17.1M	\$22.4M
Fixed Bonds	\$5.0M	\$43.7M
	<b>\$103.1M</b>	<b>\$105.0M</b>

#### Divestment of Fossil Fuel Aligned Financial Institutions

As at 31 December 2020, Council had a total amount of \$47.3 million invested in non-fossil fuel aligned financial institutions. A further \$6 million was invested in unrated financial institutions where their 'alignment status' is unclear/undetermined. It is almost certain all of these unrated financial institutions are non-fossil fuel aligned institutions as their lending profiles are almost identical to other unrated institutions. If it is assumed those institutions are non-fossil fuel aligned financial institutions, then the total amount is \$53.3 million (25.6% of Council's total investment portfolio).

By way of comparison, Council had \$50.5 million (24.5% of its total investment portfolio) invested in non-fossil fuel aligned financial institutions, as at policy inception on 31 January 2018.

**ITEM 4 (continued)****Financial Implications**

Council's return for the reporting period is 1.66%, which is 1.63% above the benchmark figure of 0.03%. Income from interest on investments and proceeds from sales of investments totals \$1,850K for the period ending 31 December 2020 and is \$142K above the 2020/21 year-to-date adopted budget of \$1,850K.

**Summary**

Council's investment portfolio continues to perform well with returns well above benchmark. The recommendation in this report is consistent with Section 625 of the Local Government Act, which deals with the investment of surplus funds by Councils.

**Certificate of the Chief Financial Officer (Responsible Accounting Officer)**

I certify that as at the date of this report, the investments listed have been made and are held in compliance with Council's Investment Policy and applicable legislation.

Pav Kuzmanovski  
Chief Financial Officer

**5      2021 AUSTRALIAN LOCAL GOVERNMENT WOMEN'S ASSOCIATION  
(ALGWA) NSW ANNUAL CONFERENCE - 18 to 20 MARCH 2021**

---

**Report prepared by:** Civic Support Officer  
**File No.:** CLR/20/240/1 - BP20/1304

---

**REPORT SUMMARY**

This report is presented to Council for its consideration of Councillor attendance at the 2021 Australian Local Government Women's Association (ALGWA) NSW Annual Conference, to be held at the Shellharbour Civic Centre in Shellharbour City Centre on Thursday, 18 March 2020 to Saturday, 20 March 2021.

**RECOMMENDATION:**

- (a) That Council consider Councillor Pedersen's request to attend the 2021 Australian Local Government Women's Association (ALGWA) NSW Annual Conference, including attendance fees, travel and other associated expenses.
- (b) That Council determine whether other Councillors are to attend, and if so, who are to be the nominated participants.

**ATTACHMENTS**

- 1 Draft Program - March 2021

Report Prepared By:

**Kathryn Fleming**  
**Civic Support Officer**

Report Approved By:

**John Schanz**  
**Manager - Corporate Governance**

**Marnie Mitchell**  
**Acting Director - Corporate Services**

**ITEM 5 (continued)****Discussion****Conference**

The 2021 Australian Local Government Women's Association (ALGWA) NSW Annual Conference will be held on 18 – 20 March 2021 at the Shellharbour Civic Centre, 76 Cygnet Avenue, Shellharbour City Centre and is hosted by Shellharbour City Council. A draft copy of the Conference Program is attached (**ATTACHMENT 1**).

The Australian Local Government Women's Association NSW Branch (ALGWA) supports and promotes women in Local Government through advocacy, advice and action. The NSW Annual Conference is an opportunity for men and women in Local Government to come together and hear from engaging speakers, participate in workshops and engage in networking.

A notice was placed in the Councillor Information Bulletin dated 27 October 2020 inviting Councillors to indicate their interest to attend the Conference by 20 November 2020. As a result, an expression of interest was received from Councillor Pedersen in relation to attending the Conference.

**Financial Implications**

The following is a summary of costs that would be incurred per person for attendance to the Conference:-

- Registration: \$480.00 (on-line)

The total cost for Councillor Pedersen to attend this Conference is \$480.00.

In the 2020/2021 Budget there is an allocation of \$20,470.00 for the Mayor and Councillors to attend conferences. There is currently a balance of \$10,240.00 remaining and is subject to Council's resolution on the number of Councillors participating in this Conference.

**Policy Implications**

There is no policy implication through adoption of the recommendation. The Policy on the Expenses and Facilities for the Mayor and Other Councillors sets out the entitlements for Councillors attending such Conferences.



**ITEM 5 (continued)**

**ATTACHMENT 1**

**DRAFT**

Please note the program below is subject to change. The final program will be confirmed in early 2021

Thursday 18 March 2021	
4.00-6.00pm	Registration
6.00-8.00pm	Networking Cocktail Function

Day 1 - Friday 19 March 2021	
7.00-8.00am	Yoga
9.00-9.20am	<i>Welcome, Marianne Saliba (Shellharbour Mayor / ALGWA NSW President)</i>
9.20-9.30am	<i>Welcome, Carey McIntyre (General Manager, Shellharbour City Council)</i>
9.30-10.40am	Keynote: <i>Kemi Nekvapli, 'The Gift of Asking'</i>
10.40-11.10am	<i>Shannon Platt, 'Intellectual Property'</i>
11.10-11.30am	Morning Tea
11.30am-12.15pm	<i>Jean Kittson</i>
12.15-1.00pm	<i>Ruth McGowan, 'How to boost your political savvy as an influential networker'</i>
1.00-2.00pm	Lunch
2.00-3.00pm	Concurrent workshops <ul style="list-style-type: none"> <li>• <i>Nichole Sullivan, 'The psychology of critical conversations'</i></li> <li>• <i>Neryl East, 'Communicating boldly in a noisy world'</i></li> </ul>
3.00-3.15pm	Coffee Break
3.15-4.15pm	Discussion panel
4.15-4.30pm	<i>Sandie Morthen, 'USU helping women grow'</i>
4.30pm	Close

**ITEM 5 (continued)**

**ATTACHMENT 1**

**DRAFT**

Please note the program below is subject to change. The final program will be confirmed in early 2021

Day 2 - Saturday 19 March 2021	
7.00-8.00am	Beach walk
9.00-9.05am	Welcome
9.05-10.00am	<i>Michelle Heyman</i> , 'Playing in a male dominated field'
10.00-11.30am	Voting
10.00-11.00am	<i>Professor Alison Jones, MD</i> , 'Women's health and looking after yourself'
11.00-11.30am	Morning Tea
11.30am-12.00pm	<i>Macinley Brown</i>
12.00-12.30pm	Conference bids and voting
12.30-1.30pm	ALGWA Hotspots & Wrap up
1.30-2.00pm	Lunch
2.00-3.00pm	ALGWA NSW General Meeting
3.00pm	Close / Executive Meeting
7.00-11.00pm	Gala Dinner