



City of Ryde

## Quarterly Report against the Management Plan 2010–2014

**Quarter One**  
**July – September 2010**

## Contents

General Manager's Overview	3
Financial Management	4
Corporate Performance	6
People Operational Indicators	9
People Financial	11
Assets Operational Indicators	13
Assets Financial	15
Environment Operational Indicators	17
Environment Financial	19
Governance Operational Indicators	21
Governance Financial	23

## Appendix

- A Capital and Non-Capital projects quarterly status reports
- B Base Budget quarterly status reports
- C Reserve Listing report
- D 2010/2011 Quarterly Changes report

## General Manager's Overview



This quarterly report examines Council's budget review and performance for Quarter 1 of 2010/2011 (July to September 2010) against the Management Plan 2010–2014. This is a new format for the quarterly report with all supporting detail attached in the appendices.

As a result of the review Council's available Working Capital is projected to increase by \$0.77 million to approximately \$3.78 million. This is an improvement to the projected Working Capital in the 2010–2014 Management Plan of \$3.3 million due to the better than expected result in the 2009/2010 financial year.

In order to monitor the organisation's progress on its key outcome areas for the community, activities have been allocated to programs. In each quarterly report, we will be giving an update on Council's progress towards delivering these programs.

Council has 69 projects outlined in the Management Plan 2010–14 that are to run over the 2010/2011 year. The first quarter has been focused on establishing projects and setting detailed plans. Of the projects in the Management Plan 84% have begun with 6% completed. Seven

(or 12%) of the projects are running behind schedule, however new staff appointments and changes to schedules will still enable these projects to be delivered this year.

Detailed progress against the key outcome areas of People, Assets, Environment and Governance can be found under the relevant sections of this report.

Of great importance to me, the organisation completed its first culture survey in over 5 years. The results have provided great insight into the organisation and the priority areas for staff development and performance improvement. The Executive Management Team is now in the process of developing action plans to improve the organisation culture. The culture survey will be repeated in two years to monitor progress.

Progress on our corporate key performance indicators suggests we are on track to meet our annual targets. The continued focus on our customer service has resulted in improvement in our response to customer requests from previous quarters to 89%, 1% below the target this quarter. There is still some work to be done to meet our targets in our responsiveness to correspondence.

We have finalised three Internal Audits in the quarter, including audits of the development assessment process, payroll and recruitment processes and a compliance review of the RTA Drives system. We are currently auditing our procurement procedures.

There were two items referred to the ICAC under section 11 of the ICAC Act. These matters involved alleged misuse of Council resources (arising from a protected disclosure) as well as an investigation into the construction of private driveways. Both matters were referred back to Council to conduct an internal investigation which resulted

in disciplinary action being taken against several employees for breaches of Council's Code of Conduct. These investigations have been finalised and reported back to the ICAC, with Council receiving notification that the matters are now complete.

During this quarter there were six Code of Conduct complaints made against Councillors and referred to the General Manager. Of these complaints none were referred to a Code of Conduct reviewer.

Council has been recognised for its achievements in Environmental Sustainability, receiving the Sustainability Award for our environmental initiative 'Our Waters'. The award recognised our efforts in water management ranging from reducing our usage through to water sensitive urban design. This award is a reflection on how integrated effort and teamwork across the organisation can gain state wide recognition.

A handwritten signature in black ink, appearing to read 'John Neish', written over a faint, circular official stamp.

John Neish  
General Manager



# Financial Management

## Overview

Following the first quarter budget review, Council's financial position is favourable at 9.4% above the year to date budgeted amount (excluding reserve movements). Whilst favourable, this is exceeding the +/- 2% performance indicator.

Operating Revenue (Base Budget and Non-Capital & Capital Income) is projected to increase by \$0.94 million (0.71%) and Operating Expenditure is projected to increase by \$0.11 (0.16%), resulting in a net increase in Operating Surplus of \$0.82 million (1.32%). This is a positive result given the tight revenue base from which we are operating.

Council's improved position includes an extra \$1.18 million from additional RTA grants received, \$0.97 million in proceeds from the sale of property that is to be transferred to reserves, \$0.30 million in proceeds from the sale of an investment that is to be transferred to reserves, \$0.50 million in additional investment income, a reduction in Financial Assistance Grants of \$0.68 million as it was paid in advance in June 2010 and a reduction of other grants by \$1.20 million.

Available Working Capital is projected to increase by \$0.77 million to approximately \$3.78 million.

Council had budgeted to undertake \$68.54 million of capital works, plus had approved a total of \$4.03 million in capital works to be carried over from 2009/10. This is projected to increase by another \$2.96 million, the bulk of which will be funded by either new grants or transfers from reserves. This will give a total capital works budget of \$75.53 million for 2010/2011.

## Base Budget

Base Budget Income is projected to decrease by a minor amount to \$80.99 million, while Base Budget Expenditure is projected to decrease by \$0.16 million to \$67.84 million, resulting in a net projected increase in the Base Budget of \$0.16 million (1.51%).

## Non-Capital Budget

Non-Capital Expenditure is projected to increase by \$0.27 million to \$1.21 million, with no movement in income, resulting in a net projected increase in Non-Capital Deficit of \$0.27 million (39.6%).

## Capital Budget

Capital Income is projected to increase by \$0.94 million to \$51.14 million, while Capital Expenditure is projected to increase by \$2.96 million to \$75.53 million, resulting in a net projected increase Capital Deficit of \$2.03 million (9.05%).

## Reserve Movements

The net movement of Reserves was budgeted to be \$8.58 million from reserves for works carried over plus funding other works. This is projected to have a net increase of \$2.21 million to a total of \$10.79 million from reserves.

Note: Where an item is referred to as a minor amount it is less than \$10 thousand, when rounded.

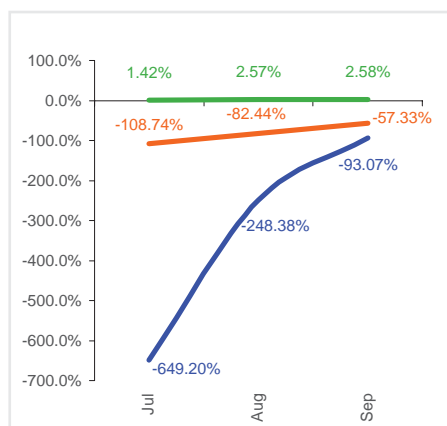


Figure 1: Income % variance to budget trend YTD

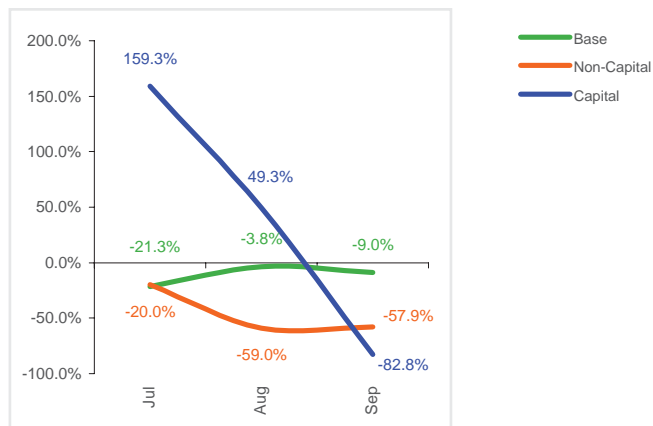


Figure 2: Expenditure % variance to budget trend YTD

Table 1: Summary of overall budget results

	Original Budget 2010/2011 (\$'000)	Previously Approved Changes	Revised Budget 2010/2011	Proposed Changes 2010/2011	Projected Budget 2010/2011	Actual YTD 2010/2011	Budget YTD 2010/2011	Variance
<b>Base</b>								
Income	-81,001	-	-81,001	3	-80,998	-63,402	-61,806	-1,597
Expenditure	68,002	-	68,002	-159	67,843	16,443	18,069	-1,626
Net	-12,999	-	-12,999	-156	-13,155	-46,959	-43,737	-3,222
<b>Non-Capital</b>								
Income	-258	-	-258	-	-258	-29	-68	39
Expenditure	937	-	937	269	1,206	95	227	-131
Net	679	-	679	269	948	66	158	-92
<b>Capital</b>								
Income	-50,201	-	-50,201	-937	-51,138	-1,341	-19,349	18,008
Expenditure	72,573	-	72,573	2,962	75,534	3,856	22,376	-18,519
Net	22,371	-	22,371	2,025	24,396	2,516	3,027	-511
Reserve Movement	-8,580	-	-8,580	-2,214	-10,794	-	-7,657	7,657
Total	1,472	-	1,472	-77	1,395	-44,377	-48,209	3,831

# Corporate Performance













	Total Projects	Projects Started	Project Status (of those started)
People	14	14	13  1 
Assets	16	12	1  11 
Environment	14	12	10  2 
Governance	25	20	3  12  5 
<b>Total</b>	<b>69</b>	<b>58</b>	 Complete  On Track  Off Track

Table 2: Summary of project performance

The corporate performance measures identified in the Management Plan 2010-2014 provide a snapshot of our approach to customer service, project management, regulatory compliance and financial management. This report contains progress indicators on those measures with a quarterly result. Additional annual measures will be reported on in the fourth quarter report.

Progress on our corporate key performance indicators suggests we are on track to meet our annual targets in five of the six measures.

Continued focus on our customer service has resulted in improvements in our response to customer requests.

We are now within 1% of the target this quarter. There is still some work to be done in our responsiveness to correspondence and training in the Records Management systems is being carried out to ensure all staff complete correspondence actions within the agreed timeframes. This indicator is expected to improve over the year.

Our performance in delivering on our outcome areas is being measured by our ability to meet our project milestones. The table above (Table 2) gives a snapshot of our overall project progress to date. Fifty-eight (84%) of the projects in the Management Plan have begun. Seven (12%) of these projects are running behind schedule, however new staff appointments and changes to schedules will enable these projects to be delivered this year.

One project, the implementation of the Enterprise Risk Management Plan, is being deferred for implementation in 2011/2012 to enable other organisational changes to be embedded prior to this implementation.

Four (6%) of our projects were completed in the quarter. The Biodiesel trial on selected Council trucks and plant was conducted; the preferred option for IT Disaster Recovery site and systems has been approved; Council has reviewed the Investment Policy, in line with the new Guidelines issued by the Department of Local Government; and the Corporate Governance system has been established to manage all registers and report on all legislative deadlines across the organisation to ensure compliance.

Please refer to the following pages for more information on our projects.

Figure 3: Quarterly trend of Customer Requests performance measure

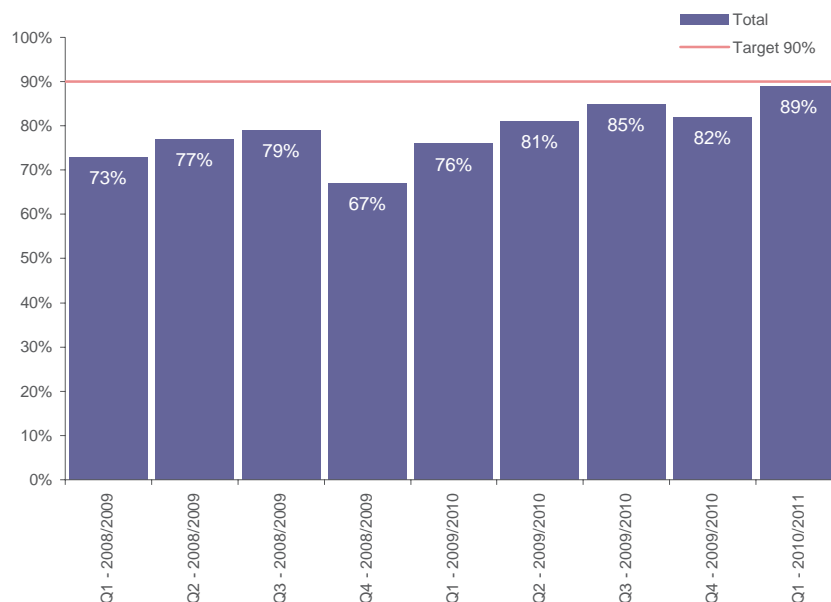


Table 3: Corporate performance measures

Legend: ⬢ On Track ✗ Off Track

Measure	Annual Target	YTD Progress	Status	Comments
% of project milestones completed within planned timesframes	90%	93%	⬢	
% of agreed internal audit recommendations are implemented	100%	100%	⬢	
% of all Customer Requests are acknowledged within ten working days and actioned in line with service level agreements	90%	89%	✗	Although just below target, the positive trend is continuing and it is expected we will meet this measure in Q2.
% change in net result between original budget and end of year result	+ or - 2%	9.4%	✗	Refer to the Financial Management section for explanations of this variance.
% of inward correspondence actions responded within ten working days of receipt	90%	87%	✗	This is a new measure and reflects some process issues with closing correspondence actions. Training is being conducted to address this.
Number of known breaches of statutory/council policy requirements	0	2	✗	Two matters were investigated and referred to ICAC and disciplinary action taken.

# People

## The City of Ryde is committed to maintaining a socially sustainable City through community participation in our products and services.

There are 10 program areas focused on delivering this outcome area, with fourteen projects scheduled in the Management Plan this year. It has been a busy quarter for Council's Community Life group, the unit responsible for delivering this outcome, with all 14 projects underway.

As the table below indicates, 13 of these projects are tracking to plan, however one project has been delayed. The City of Ryde is undertaking the development of a corporate branding strategy that will create a consistent look and feel for all communications


and marketing material for the City. We have delayed the launch of the new brand to ensure that there is alignment with the outcomes identified through the Ryde 2021 Community Strategic Plan.

### Coming up

Over the next few months teams working to deliver this outcome will be focused on many projects, including the following:

A new City of Ryde website is under construction that will improve service to our customers, provide better access to services and be easier to navigate. The new site will meet our requirements for keeping records and allow us to continually improve it. The new site is being built in stages with the first stage scheduled for completion by quarter four 2010/2011.

**City of Ryde is proud to be hosting the 2010 National Australian Local Government Women's Association Conference on the 25th to 27th November 2010.**



The new facility in ELS Hall Park to be completed in 2011.

The theme is 'Women Going Places - Ticket To Ryde'. The audience will be around 200 women councillors and women senior staff from local government around Australia. The Conference is the grand finale event for the Year of Women in Local Government, and is expected to be a 'sell out'.

The development of the City's newest indoor sporting facility at ELS Hall Park is well underway. The Ryde Community and Sports Centre building will be complete early in 2011 and Council is currently investigating suitable operating models for the centre, with an expression of interest to be issued in October 2010.

Council is also preparing to undertake the 'Best Value Review' of the sporting policies and procedures and maintenance arrangements for all community sporting facilities. Completion of this review will help us ensure that the allocation, management and maintenance of sportsgrounds is responsive to the needs of community sport within the City of Ryde.

Refer to the deliverable status reports in Appendix A and B for more information on the projects underway in this area.

Program area	Total Projects	On Track	Off Track	Complete	Not started
Arts & Culture	2	2			
Community Development	1	1			
Community Facilities	1	1			
Economic Development	1	1			
Environment	1	1			
Leisure	1	1			
Libraries	2	2			
Marketing and Communication	2	1	1		
Sports & Recreation	2	2			
Trees and Tree Management	1	1			
<b>Total</b>	<b>14</b>	<b>13</b>	<b>1</b>	<b>0</b>	<b>0</b>



## Operational Indicators

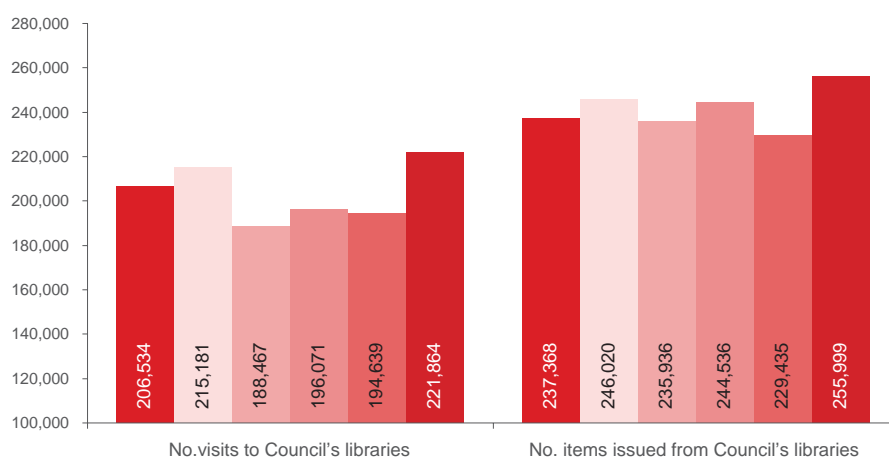


Figure 4: Quarterly trend of library visitors and items issued

Legend: 🟢 On Track ✖ Off Track

Measure	Annual Target	YTD Progress	Status	Comments
Number of City of Ryde specific Road and Safety projects completed	6	2	🟢	Further community and road safety projects will be rolled out over the year.
Number of visits to Council's libraries	840,000	221,864	🟢	Quarterly performance is on track to meet annual target.
Number of items issued from Council's libraries	1,000,000	255,999	🟢	Quarterly performance is on track to meet annual target.
Number of CoR residents who are library members	40,000	39,494	🟢	Quarterly performance is on track to meet annual target.
Total number of library members	58,000	60,040	🟢	
Size of collection across all five libraries	200,000	211,192	🟢	
% of library collection under 10 years old	90%	78%	✖	Progress towards annual target is steady.
Size of non-English collection at all five libraries	14,000	15,632	🟢	Significant collection maintenance underway.
% of average occupancy level in learn to swim program	87%	87.5%	🟢	
Number of visitors to Ryde Aquatic Leisure Centre	780,000	141,174	✖	Results are behind same period last year. Review of marketing and Swim School operations will generate improvements
Average number of parties guests each week	96	62	✖	Winter period is always quieter for parties. Result will improve over the summer.
Reduce reliance on mains water for use in pools (less than 5kl per day)	5	2	🟢	
Compliance with pool water bacteriological criteria for swimming pools and spas	100%	100%	🟢	
People attending key events and programs conducted by City of Ryde	100,000	420	🟢	Quarterly performance is on track to meet annual target with most events scheduled over the spring and summer months.
Number of private Tree Preservation Order appeals referred to Council	3	3	🟢	It is expected that there will be more private Tree Preservation Order appeals throughout the year, following the implementation of the new Development Control Plan..
Number of Bushcare Volunteers	140	145	🟢	The increase in bushcare volunteers is a great result and reflects the growing profile of this area.

## Financial

### Overview

The net budget for the People Outcome area is projected to increase by \$0.17 million to \$14.49 million (1.17%). A more detailed explanation of each area of the budget is set out below.

### Base Budget

Base Budget Expenditure is projected to decrease by \$0.05 million to \$20.12 million, with no change to Budget Base Income, resulting in a net projected decrease of \$0.05 to \$12.17 million (0.37%).

### Non-Capital Budget

Non-Capital Expenditure is projected to increase by \$0.05 million to \$0.30 million, with no change in Non-Capital Income, resulting in a net projected increase of \$0.05 million to \$0.18 million (37.59%).

### Capital Budget

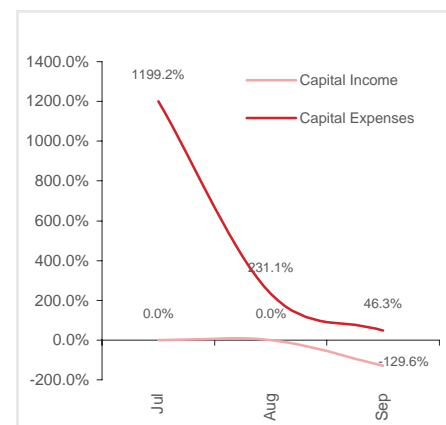
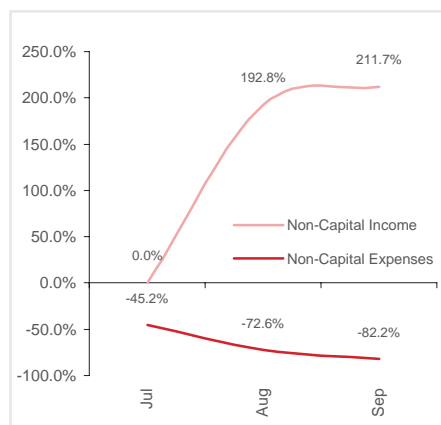
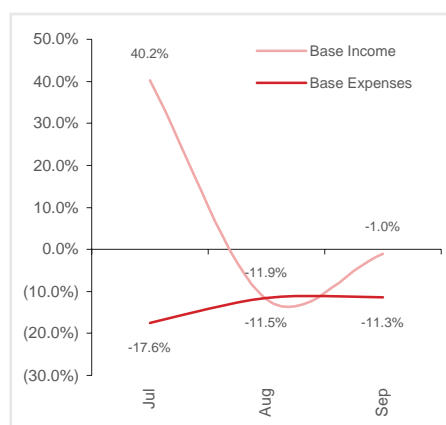
Capital Income is projected to decrease by \$0.2 million to \$4.61 million, while Capital Expenditure is projected to decrease by \$0.12 million to \$13.13 million, resulting in a net projected decrease of \$0.10 million to \$8.52 million (1.17%).

This includes the following change:

- \$0.13 million transferred from the CoR Centre fitout to the IT budget.

### Reserve Movements

The net movement of Reserves was budgeted to be \$6.30 million from reserves for works carried over plus other works. This is projected to have a net decrease of \$0.08 million (1.21%) to a total of \$6.38 million to reserves.



Figures 5–7: People YTD budget % variance trends (Left to right): Base, Non-Capital and Capital

	Original Budget 2010/2011 (\$'000)	Previously Approved Changes	Revised Budget 2010/2011	Proposed Changes 2010/2011	Projected Budget 2010/2011	Actual YTD 2010/2011	Budget YTD 2010/2011	Variance
<b>Base</b>								
Income	-7,947	0	-7,947	0	-7,947	-2,425	-2,449	25
Expenditure	20,161	0	20,161	-45	20,116	4,392	4,954	-562
Net	12,213	-	12,213	-45	12,168	1,968	2,505	-537
<b>Non-Capital</b>								
Income	-116	0	-116	0	-116	-34	-11	-23
Expenditure	248	0	248	50	298	9	48	-39
Net	133	-	133	50	183	-26	37	-63
<b>Capital</b>								
Income	-4,628	0	-4,628	15	-4,613	18	-62	81
Expenditure	13,247	0	13,247	-116	13,131	1,371	937	434
Net	8,619	-	8,619	-101	8,518	1,389	874	515
Reserve Movement	-6,299	-	-6,299	-76	-6,375	-	-6,090	6,090
Total Net	14,666	-	14,666	-172	14,494	3,331	-2,674	6,005

# Assets

## The City of Ryde is committed to the delivery and maintenance of high quality public infrastructure and facilities.

The Management Plan outlines 12 program areas that contribute to the Assets outcome area, including 16 projects needed to support the delivery of this outcome.

As indicated in the table below 12 of the 16 projects are underway and are progressing according to plan.

The first quarter saw the City of Ryde complete the six-month Biodiesel trial on selected Council diesel trucks and plant at the Operations Centre and Porters Creek. The results of this trial are being assessed and the initial results seem extremely positive.

There have been no adverse issues with plant fuel filters or loss of performance.

The reduction in Green House Gasses, airborne toxins and CO2 levels is positive for the environment and the Council.

The following works have also been completed in the quarter:

- A new car park in East Parade , Eastwood;
- Strangers Creek, East Ryde rehabilitation & bio-retention project;
- The Heatley Reserve upgrade involved installation of a new safety fence, as well as new kids play equipment and seating;
- Establishment of a new park on the corner of Devlin St and Blaxland Rd, Ryde.

Two projects are currently off track in this area. They are reviews of Service Level Agreements in the Public Works groups that cover Cycleway, Footpaths, Roads, Bridges and Seawalls; and the Catchments and Parks Assets programs.



These projects were scheduled for quarter one however were delayed while awaiting the appointment of a new Group Manager Public Works.

### Coming up

Over the coming quarter the priorities for the Public Works team charged with delivering this outcome area will be on progressing Council's extensive building and maintenance projects.

Council will continue the construction of the new four storey Community Centre at Anthony Road, West Ryde. Works commenced on the 30th June, excavation has begun and installation of concrete footings to support the building's floors, walls and columns has commenced. Over the next few months the structure will begin to take shape and rise above ground level.

Refer to the Assets deliverable status reports in Appendix A and B for more information on the projects underway in this area.

Program area	Total Projects	On Track	Off Track	Complete	Not started
Buildings & Property	2	1			1
Catchment Management	2	2			
Community Facilities	1	1			
Economic Development	1	1			
Fleet	2	1		1	
Maintenance	1	1			
Operational Maintenance	1	1			
Parks	1				1
Roads	2	1			1
Sports & Recreation	1	1			
Town Centres	1				1
Waste	1	1			
<b>Total</b>	<b>16</b>	<b>11</b>	<b>0</b>	<b>1</b>	<b>4</b>

## Operational Indicators



Opposite: Construction underway at West Ryde  
Above: Artistic impression of the proposed West Ryde Community Centre

Legend: 🟢 On Track ✖ Off Track

Measure	Annual Target	YTD Progress	Status	Comments
% of tonnes of waste stream to landfill	53%	54.8%	🟢	Reductions in waste to landfill on track to meet end of year target.
Re-use of Council construction and demolition waste (tonnes per annum)	12,000t	1183t	✖	Tonnages lower than expected due to reduction in Capital expenditure and delay in start to some works.
% to be 4 cylinder or Hybrid vehicles	80%	77%	🟢	Quarterly performance is on track to meet annual target.
Number of audit inspections per year of Local Roads to ascertain public road deficiencies	6	0	🟢	Inspections scheduled to begin in Q2.
Tonnes of Gross pollutants captured by Stormwater Quality Improvement Devices (SQIDs)	265t	33t	🟢	Quarterly performance is on track to meet annual target
% of maintenance programs completed for Access, Catchments and Parks	90%	25%	🟢	Quarterly performance is on track to meet annual target



## Financial

### Overview

The net budget for the Assets Outcome area is projected to increase by \$0.6 million to \$15.07 million (0.36%). A more detailed explanation of each area of the budget is set out below.

### Base Budget

Base Budget Income is projected to decrease by \$0.30 million to \$18.13 million, while Base Budget Expenditure is projected to decrease by \$0.15 million to \$24.50 million, resulting in a net projected decrease of \$0.15 million to \$6.38 million (2.36%).

This is due to projects not receiving grant funding that was budgeted and therefore the project will not proceed. Some of the projects affected are:

- Buffalo & Kitty's Creek Floodplain Risk Management Study;
- Parramatta River Catchments Floodplain Risk Management Study & Plan.

### Capital Budget

Capital Income is projected to increase by \$0.95 million to \$43.28 million, while Capital Expenditure is projected to increase by \$2.90 million to \$61.20 million, resulting in a net projected increase of \$1.95 million (12.19%).

This includes the following changes:

- \$1.18 million from the RTA for Cycleways;
- \$0.97 million from the sale of property, which is being transferred to reserves;
- \$1.20 million in grant funding that was budgeted for Ryde Community & Sports Centre, this has been offset by carryover works funding;
- \$1.63 million in expenditure for Ryde Community & Sports Centre, which was not carried forward.

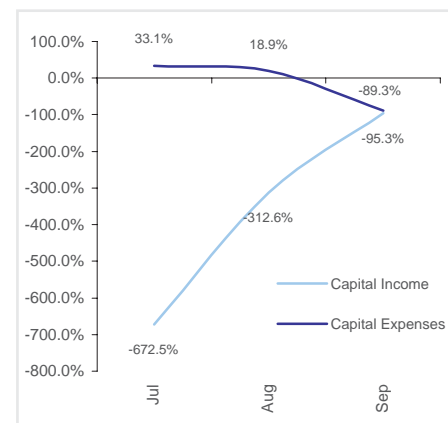
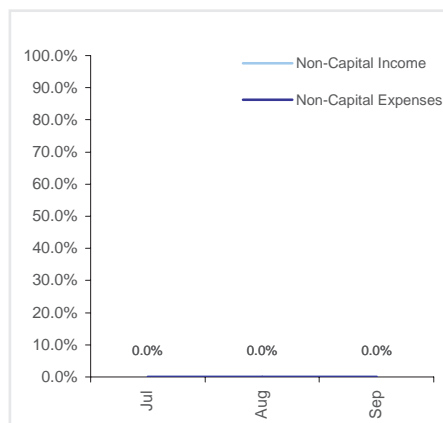
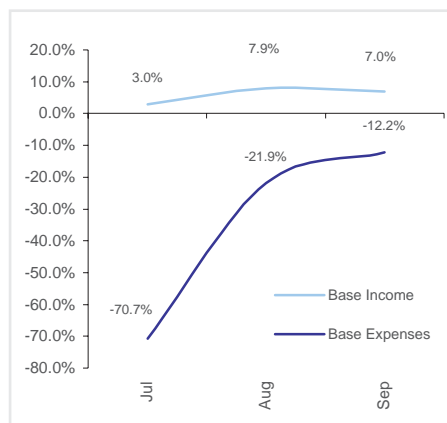
### Reserve Movements

The net movement of Reserves was budgeted to be \$7.20 million from reserves for works carried over plus funding other works. This is projected to have a net increase of \$2.04 million (28.38%) to a total of \$9.24 million from reserves.

Inclusive of the following changes:

- \$1.44 million from carryover works reserve for Ryde Community & Sports Centre;
- \$1.39 million from unexpended grants for Ryde Community & Sports Centre;
- \$0.97 million to Property Investment Reserve from the sale of property.

## Financial



Figures 8–10: Assets budget % variance trends (Left to right): Base, Non-Capital and Capital

	Original Budget 2010/2011 (\$'000)	Previously Approved Changes	Revised Budget 2010/2011	Proposed Changes 2010/2011	Projected Budget 2010/2011	Actual YTD 2010/2011	Budget YTD 2010/2011	Variance
<b>Base</b>								
Income	-18,423	0	-18,423	297	-18,126	-14,542	-13,594	-947
Expenditure	24,654	0	24,654	-150	24,504	4,275	4,867	-592
Net	6,231	-	6,231	147	6,378	-10,267	-8,728	-1,540
<b>Non-Capital</b>								
Income	0	0	0	0	0	0	0	0
Expenditure	0	0	0	0	0	0	0	0
Net	-	-	-	-	-	-	-	-
<b>Capital</b>								
Income	-42,323	0	-42,323	-952	-43,275	-911	-19,287	18,376
Expenditure	58,301	0	58,301	2,901	61,202	2,272	21,242	-18,970
Net	15,978	-	15,978	1,949	17,927	1,360	1,955	-595
Reserve Movement	-7,196	-	-7,196	-2,042	-9,238	-	-6,819	6,819
Total Net	15,012	-	15,012	55	15,067	-8,907	-13,592	4,685

# Environment

## The City of Ryde is committed to maintaining an ecologically sustainable City through the management of our City's natural and physical environment.

The Management Plan outlines nine program areas, made up of 14 projects focused on the delivery of this outcome. As indicated in the summary table below, 12 of these 14 projects are underway and 10 of these projects are proceeding according to plan.

The development of a City wide land use plan has begun. This is the City of Ryde's response to the State Government's actions, directions and targets for the City of Ryde. The outcomes of this approach will inform the preparation of the Comprehensive Local Environment Plan (DLEP 2011). This plan has involved studies in

the Small Centres, Employment and Heritage areas. The Centre and Corridors, Housing, Environment, Open Space and Transport studies were reported to Council in August 2010 for targeted consultation which was held during August and September 2010. These studies and the outcomes from the consultation are behind schedule however will be reported to Council in November 2010.

The implementation of the campaign to promote the services and products of the Building and Development Advisory Service is also underway. Web material has been updated and two information sessions held with members of the community. However the scheduled update to information sheets will now be updated "as required" over the remainder of the year.

Our project to implement the priority actions within the Economic Development Plan will be delayed. The recently appointed Economic Development Manager, will now develop an implementation plan by June 2011 which may defer the implementation of all five priority projects within the Economic Development Plan.



### Coming up

Council is focusing on a controversial issue in the community, the regulation of Boarding Houses. We have employed two dedicated staff to implement the Boarding House Enforcement Project which aims to reduce the number of unauthorised boarding houses in our City. Council is working closely with Macquarie University and will focus on meeting with other key stakeholders to discuss the issues associated with unauthorised boarding houses over the next few months.

Continuing with our commitment to environmental sustainability Council is implementing a Sustainable Business Water, Energy and Waste Audit project. To date the project has identified almost 37,000 litres in potential water savings, representing total savings of over \$33,300 for participating businesses. A diverse range of businesses are engaged in the program, including nursing homes, Hotels and RSL Clubs, pharmaceutical and office based businesses. We will continue to work with small to medium businesses based in Ryde to achieve further savings in water use over the year.

Refer to the Environment deliverable status reports in Appendix A and B for more information on the projects underway in this area.

Program area	Total Projects	On Track	Off Track	Complete	Not started
Biodiversity	1	1			
Catchment Management	1	1			
Climate Change	1	1			
Customer Service	1		1		
Development Assessment	1	1			
Development Compliance	2	2			
Economic Development	1				1
Strategic Planning	3	1	1		1
Water and Energy Conservation	3	3			
<b>Total</b>	<b>14</b>	<b>10</b>	<b>2</b>	<b>0</b>	<b>2</b>

## Operational Indicators

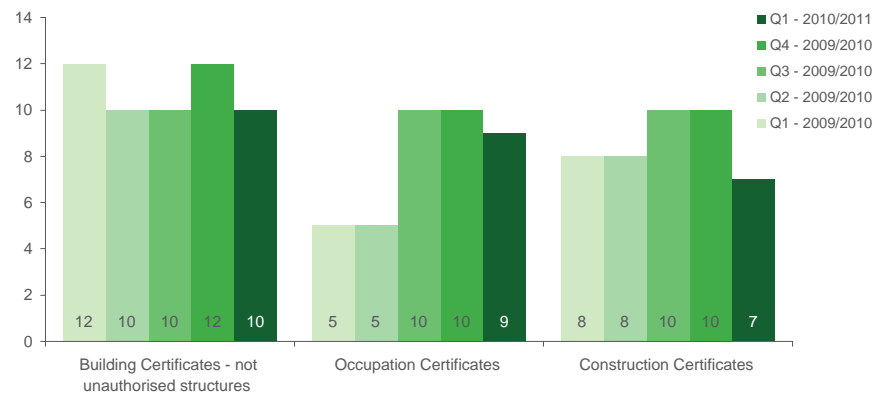
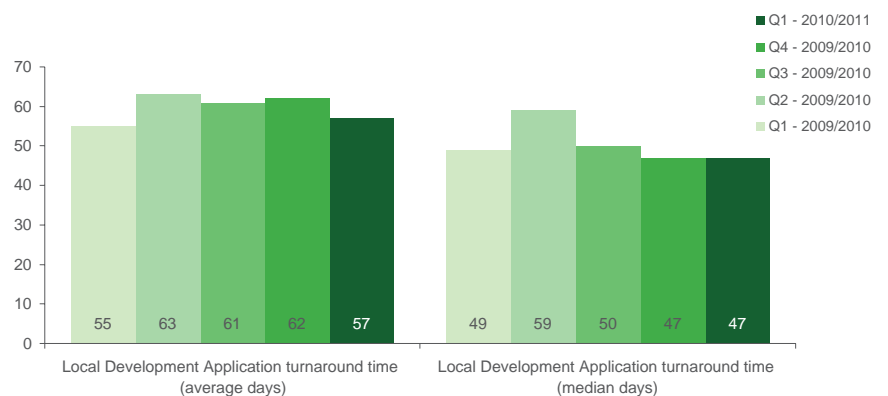


Image opposite: New plantings around the Strangers Creek catchment area will help prevent weeds and erosion.

Figure 11 and 12 (top to bottom): Number of days turnaround to process certificates and development applications



Legend: ⬆ On Track ✖ Off Track

Measure	Annual Target	YTD Progress	Status	Comments
Number of Companion Animals within the City of Ryde that are identified/registered	15,000	15,486	⬆	
% of non-chipped Impounded Companion Animals Microchipped	90%	100%	⬆	
Construction Certificates Assessment times (calendar days)	9 days	7 days	⬆	
Occupation Certificates Assessment times (calendar days)	9 days	9 days	⬆	
Building Certificates Assessment times (calendar days) — not unauthorised structures	10 days	10 days	⬆	
Local Development Application turnaround time (median days)	50 days	47 days	⬆	
Local Development Application turnaround time (average days)	70 days	57 days	⬆	
Number of outstanding applications (quarterly)	<200	202	✖	Minor variation only (2 applications). Manager Assessment to track compliance during next quarter.
Number of pre-lodgement meetings held per quarter	15	22	⬆	
Production of documentation and information sheets to inform and assist people through the Development Application process	6	4	⬆	Quarterly performance is on track to meet annual target.
Information Sessions held per year regarding development controls and processes	6	2	⬆	Quarterly performance is on track to meet annual target.

## Financial

### Overview

The net budget for the Environment Outcome area is projected to decrease by minor amount to \$3.02 million (0.79%). A more detailed explanation of each area of the budget is set out below.

### Base Budget

Base Budget Income is projected to increase by a minor amount to \$5.93 million, while Base Budget Expenditure is projected to increase by a minor amount to \$8.87 million, resulting in a net projected decrease of a minor amount to \$2.94 million (0.83%).

### Non-Capital Budget

Non-Capital Expenditure is projected to increase by \$0.16 million to \$0.67 million, with no movement in Non-Capital Income, resulting in a net projected increase of \$0.16 million to \$0.52 million (43.80%).

This includes the following change:

- \$0.16 million for Catchment Connections, this is the completion of the works and is funded out of the unexpended grant.

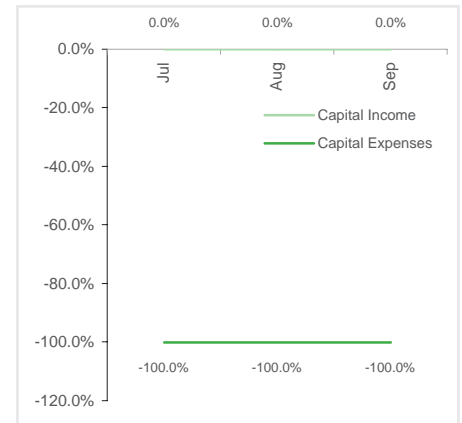
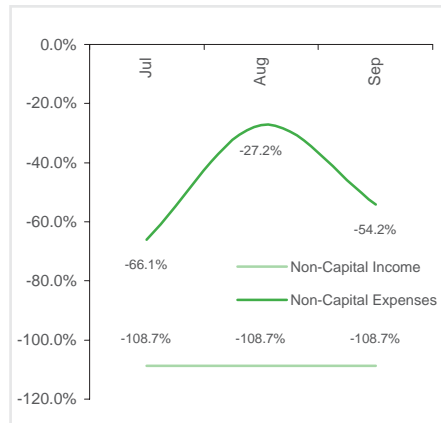
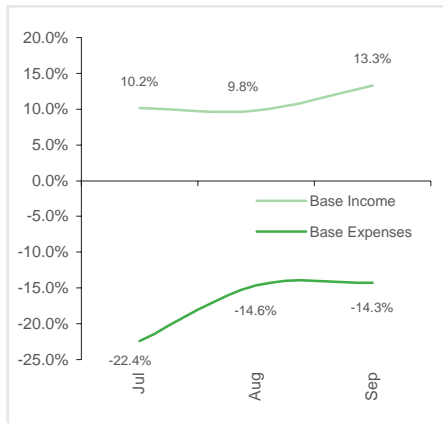
### Reserve Movements

The net movement of Reserves was budgeted to be \$2.88 million to reserves for works carried over plus contributions. This is projected to have a net decrease of \$0.16 million (5.53%) to a total of \$2.72 million from reserves.

This includes the following change:

- \$0.16 million in unexpended grants transferred from reserve to cover the expenditure of the grant funds.





Figures 13–15: Environment budget % variance trends (Left to right): Base, Non-Capital and Capital

(\$'000)	Original Budget 2010/2011	Previously Approved Changes	Revised Budget 2010/2011	Proposed Changes 2010/2011	Projected Budget 2010/2011	Actual YTD 2010/2011	Budget YTD 2010/2011	Variance
<b>Base</b>								
Income	-5,900	0	-5,900	-26	-5,926	-1,633	-1,442	-191
Expenditure	8,823	0	8,823	2	8,825	1,940	2,262	-322
Net	2,923	-	2,923	-24	2,898	306	820	-514
<b>Non-Capital</b>								
Income	-143	0	-143	0	-143	5	-57	62
Expenditure	505	0	505	159	665	45	99	-53
Net	363	-	363	159	522	50	42	9
<b>Capital</b>								
Income	-3,250	0	-3,250	0	-3,250	-448	0	-448
Expenditure	95	0	95	0	95	0	24	-24
Net	-3,155	-	-3,155	-	-3,155	-448	24	-472
Reserve Movement	2,875	-	2,875	-159	2,716	-	3,078	-3,078
Total Net	3,006	-	3,006	-24	2,981	-91	3,963	-4,054

# Governance

## The City of Ryde is committed to effective decision making processes that ensure transparency and involvement of its community.

There are 11 program areas focused on delivering this outcome area, with 25 projects scheduled in the Management Plan 2010–2014. As indicated in the table below, 20 of the 25 projects have begun, three have been completed and five projects in this outcome area are currently off track.

Council's commitment to demonstrating openness and accountability in its operations has been enhanced by completing a revision of several policies and procedures, the development of systems for accurately recording information and the provision of training for staff and Councillors to

ensure Council is compliant with legislation. In addition, we have added a Charter of Respect to Council's Code of Conduct that guides how Councillors and staff will work together.

Council is implementing a corporate wide approach to training. Some additional work is underway to identify future training opportunities. The completion of this project is expected in quarter two.

The City of Ryde Workforce Plan is being developed to support the outcomes of the Ryde 2021 Community Strategic Plan. The strategic directions and priorities for the organisation will be confirmed early in 2011, therefore the Workforce Plan will be completed in April 2011, one month behind schedule.

Council's review of the Best Value Framework methodology has been delayed and will be completed in quarter three.

Although work has commenced on the review of Council's existing procurement framework, some elements have been delayed pending the appointment of a new General Counsel. A number of other components are being progressed to ensure this review will be delivered this year.

Council had planned to implement the Enterprise Risk Management strategy this year, however in view of the number of organisation change programs being implemented this year, this has been deferred until 2011/2012.

Results of the Staff Culture Survey that was completed in quarter one will now be analysed. Management teams will be developing action plans to respond to these results to be implemented over the next two years.

Program area	Total Projects	On Track	Off Track	Complete	Not started
Community Engagement	1	1			
Customer Service	3	1			2
Financial Management	2	1		1	
Governance	4	2		1	1
Human Resources	3	2	1		
Information Management	3	1		1	1
Internal Audit	1	1			
Organisational Development	1	1			
Procurement	1		1		
Risk Management	2	1	1		
Strategic Planning	4	1	2		1
<b>Total</b>	<b>25</b>	<b>12</b>	<b>5</b>	<b>3</b>	<b>5</b>

## Operational Indicators

### Coming up

Over the next few months the priorities for the Council in delivering this outcome area will be focused on continuing our commitment to the development of our managers and supervisors. Leadership training for 45 Supervisor/Manager positions has begun with staff participating in Diplomas of Management and Project Management. Training for budget, contract and procurement management are scheduled to begin in the coming months.

Refer to the Governance deliverable status reports in Appendix A and B for more information on the projects underway in this area.



Above: Staff take part in the "Have Your Say" day to facilitate completion of the Culture Survey.

Legend: ⬢ On Track ✗ Off Track

Measure	Annual Target	YTD Progress	Status	Comments
% of telephone calls resolved at first point of contact	85%	N/A		Currently unable to retrieve data due to technical issues with call centre phone software - awaiting resolution from IT
% of applications, certificates and payments processed on day of receipt	100%	100%	⬢	
% of statutory deadlines are met	100%	100%	⬢	
Quarterly reviews submitted to Council within 2 months after close of quarter	100%	100%	⬢	
% of solutions provided to users via IT Help Service desk requests	85%	85%	⬢	
% of core network uptime availability	90%	98%	⬢	
% Completion of the endorsed Internal Audit plan 2010/2011	80%	80%	⬢	
% of minutes of meeting posted to website by Close of Business Thursday	95%	93%	⬢	This represents one instance of minutes not being provided with the agreed timeframe.
% of minutes recorded are accurate	90%	90%	⬢	
% of staff turnover as a percent of total staff	14%	12%	⬢	
Number of average sick and carers leave taken per employee (days)	8.0	9.6	✗	There has been an increase in the number of average days taken per employee of sick and carer's leave. This normally trends upwards at this time due to the higher incidences of cold and flu's during the winter months. City of Ryde provides annual flu shots for staff to staff in an effort to reduce the instances of sick/carer's leave.

## Financial

### Overview

The net budget for the Governance Outcome area is projected to increase by \$0.03 million to \$31.19 million (0.08%). A more detailed explanation of each area of the budget is set out below.

### Base Budget

Base Budget Income is projected to increase by \$0.27 million to \$49.00 million, while Base Budget Expenditure is projected to decrease by a minor amount to \$14.36 million, resulting in a net projected increase of \$0.27 million to \$34.64 million (0.79%).

This includes the following changes:

- \$0.50 million increase in Investment Income;
- \$0.30 million proceeds from sale of an Investment, which is being transferred to the Financial Security Reserve;
- \$0.48 million decrease in Financial Assistance Grant, which was paid in advance in June 2010; this is offset by a Transfer from Reserves;
- \$0.04 million decrease in Section 611 charges (charges for use in public places such as pipes); this was duplicated within the Financial Unit and the Property & Buildings Unit.

### Non-Capital Budget

Non-Capital Expenditure is projected to increase by \$0.6 million to \$0.24 million, with no change in Non-Capital Income, resulting in a net projected increase of \$0.06 million to \$0.24 million (32.78%).

### Capital Budget

Capital Expenditure is projected to increase by \$0.18 million to \$1.11 million, with no change in Capital Income, resulting in a net projected increase of \$0.18 million to \$1.11 million (19.03%).

This includes the following changes:

- \$0.05 million for Chris21 Kiosk (Human Resources system) installation, funded from reserves;
- \$0.13 million for the New Library computer fitout. Transferred from another area of the budget.

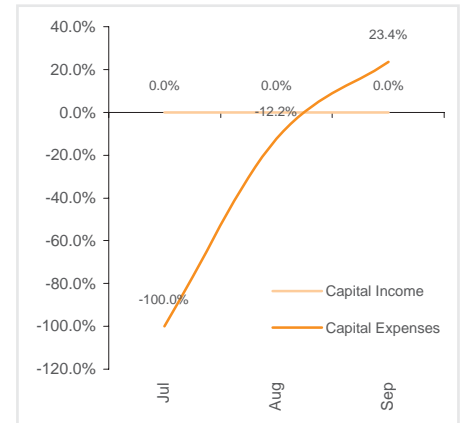
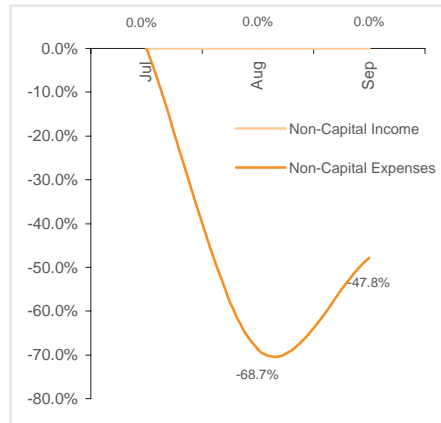
### Reserve Movements

The net movement of Reserves was budgeted to be \$2.04 million to reserves for works carried over plus other special rates. This is projected to have a net decrease of \$0.06 million (3.09%) to a total of \$2.10 million to reserves.

This includes the following changes:

- \$0.05 million from reserve to cover the installation of the Chris21 Kiosk (Human Resources system);
- \$0.48 million transfer of prepaid Financial Assistance Grant;
- \$0.30 million transfer to reserve of the proceeds from the sale of an Investment.

## Financial



Figures 16–18: Governance budget % variance trends (Left to right): Base, Non-Capital and Capital

(\$'000)	Original Budget 2010/2011	Previously Approved Changes	Revised Budget 2010/2011	Proposed Changes 2010/2011	Projected Budget 2010/2011	Actual YTD 2010/2011	Budget YTD 2010/2011	Variance
<b>Base</b>								
Income	-48,730	0	-48,730	-268	-48,998	-44,803	-44,320	-482
Expenditure	14,364	0	14,364	34	14,398	5,837	5,986	-149
Net	-34,365	-	-34,365	-234	-34,600	-38,966	-38,335	-632
<b>Non-Capital</b>								
Income	0	0	0	0	0	0	0	0
Expenditure	183	0	183	60	243	42	80	-38
Net	183	-	183	60	243	42	80	-38
<b>Capital</b>								
Income	0	0	0	0	0	0	0	0
Expenditure	930	0	930	177	1,107	214	173	41
Net	930	-	930	177	1,107	214	173	41
Reserve Movement	2,040	-	2,040	63	2,103	-	2,175	-2,175
<b>Total</b>	<b>-31,212</b>	<b>-</b>	<b>-31,212</b>	<b>65</b>	<b>-31,147</b>	<b>-38,711</b>	<b>-35,906</b>	<b>-2,804</b>








## Appendix

- A Capital and Non-Capital projects quarterly status reports
- B Base Budget quarterly status reports
- C Reserve Listing report
- D 2010/2011 Quarterly Changes report

## Capital and Non-Capital Quarterly Status Report Period Ended September 2010

### Status Legend

-  On track  
 Action required  
 Complete


	10/11 Current Budget	Sept Revised Budget	YTD Budget	10/11 YTD Actual	YTD Variance	No. Milestones Scheduled YTD	No. Milestones met YTD	% project complete	Status	September 2010 Comments
--	----------------------------	---------------------------	------------	---------------------	-----------------	---------------------------------------	------------------------------	-----------------------	--------	-------------------------


## Capital Projects

### Outcome Area: People

Finalise new Top Ryde community library relocation plan ensuring new stock and IT requirements are in place for fitout

Due Date: Feb-11


<b>Libraries</b> 55.20029 - City of Ryde (COR) Centre - Design & Fitout	4,444,235	4,317,676	350,000	1,058,424	708,424	2	2	25%		Request for Tender scheduled to be issued in October 2010
<b>Total Libraries</b>	<b>4,444,235</b>	<b>4,317,676</b>	<b>350,000</b>	<b>1,058,424</b>	<b>708,424</b>	<b>2</b>	<b>2</b>			

<b>Total Deliverable</b>	<b>4,444,235</b>	<b>4,317,676</b>	<b>350,000</b>	<b>1,058,424</b>	<b>708,424</b>	<b>2</b>	<b>2</b>			<b>The City of Ryde Centre project is progressing well</b>
--------------------------	------------------	------------------	----------------	------------------	----------------	----------	----------	--	---	--

To deliver on Capital Works projects as outlined in the 2010-2011 Capital Works Program (with 90% completion, 100% commencement & 100% compliance)

Due Date: Jun-11

70.11148 - Library Local Priority Grant	18,472	18,472	18,472	5,358	(13,114)					
72.11031 - Capital Expenditure	497,919	497,919	124,479	36,114	(88,365)					
<b>Total</b>	<b>516,391</b>	<b>516,391</b>	<b>142,951</b>	<b>41,473</b>	<b>(101,478)</b>	<b>0</b>	<b>0</b>			

<b>Natural Areas, Links &amp; Trails</b> 54.22013 - Enhance Bushland adjoining National Parks (POT)	80,000	80,000	0	7,154	7,154	0	0	0%		
<b>Total Natural Areas, Links &amp; Trails</b>	<b>80,000</b>	<b>80,000</b>	<b>0</b>	<b>7,154</b>	<b>7,154</b>	<b>0</b>	<b>0</b>			

# Capital and Non-Capital Quarterly Status Report Period Ended September 2010

## Status Legend



On track



Action required



Complete

	10/11 Current Budget	Sept Revised Budget	YTD Budget	10/11 YTD Actual	YTD Variance	No. Milestones Scheduled YTD	No. Milestones met YTD	% project complete	Status	September 2010 Comments
<b>Passive/Unstructured Open Space</b>										
54.22044 - Pidding Park Upgrade	200,000	200,000	0	2,967	2,967	5	1	20%	🟢	All briefs complete, consultation ready
54.22043 - New Park in Putney on Royal Rehabilitation Site	4,429,000	4,429,000	0	0	0	3	3	100%	🟡	All design stages have been reviewed
54.22045 - Jim Walsh Park Upgrade	200,000	200,000	0	210	210	6	1	17%	🟢	All briefs complete, awaiting survey, consultation ready
<b>Total Passive/Unstructured Open Space</b>	<b>4,829,000</b>	<b>4,829,000</b>	<b>0</b>	<b>3,177</b>	<b>3,177</b>	<b>14</b>	<b>5</b>			

<b>Playground and Small Parks</b>										
54.22020 - Teenage/Young Adult Playgrounds (POT p.64)	150,000	150,000	40,000	0	(40,000)	5	2	40%	🟢	All briefs complete, all surveys and consultation complete
54.22018 - Small Park Upgrades & Linkages (POT p.64)	200,000	200,000	20,000	16,323	(3,677)	5	2	40%	🟢	All briefs complete, all surveys and consultation complete
54.22021 - Playground Upgrades/Shade and Fencing (POT p.61)	200,000	150,000	20,000	57,456	37,456	5	2	40%	🟢	All briefs complete, all surveys and consultation complete
54.22017 - Infrastructure Replacement (Tables/Seats/Fencing/Shade) (POT)	100,000	100,000	10,000	30,037	20,037	5	2	40%	🟢	All briefs complete, all surveys and consultation complete
<b>Total Playground and Small Parks</b>	<b>650,000</b>	<b>600,000</b>	<b>90,000</b>	<b>103,816</b>	<b>13,816</b>	<b>20</b>	<b>8</b>			

<b>Ryde Aquatic Leisure Centre</b>										
55.23034 - Wireless PC Tablet for use with CLASS	10,000	10,000	0	0	0	0	0	0%	🟢	One to be ordered as a trial prior to full expenditure
55.23037 - Water Stands for LTS	5,000	5,000	5,000	0	(5,000)	0	0	0%	🔴	
55.23030 - Water Features	80,000	80,000	0	0	0	0	0	0%	🟢	
55.23029 - Stadium floor resurfacing	40,000	40,000	0	0	0	0	0	0%	🟢	Order approved and placed in October 2010. Tender submissions under review
55.23021 - RALCPumps - Small Pools & Features	65,905	65,905	16,476	0	(16,476)	0	0	0%	🟢	
55.23015 - RALC Security Cameras	10,000	10,000	10,000	0	(10,000)	0	0	0%	🔴	
55.23004 - RALC Air Handling Units (Leisure Pool)	492,200	492,200	123,050	0	(123,050)	0	0	0%	🔴	
55.23024 - RALC - Ladies Leisure Pool Change Rooms	45,345	45,345	11,336	44,187	32,851	0	0	0%	🟡	
55.23028 - Pool Guttering & Tiling	150,000	150,000	0	0	0	0	0	0%	🟢	
55.23026 - Pool Filters	20,000	20,000	0	0	0	0	0	0%	🟢	
55.23035 - Personal Floatation Devices for LTS	5,000	5,000	5,000	2,746	(2,254)	0	0	0%	🟡	
55.23032 - Opening Windows on top level of leisure pool	30,000	30,000	0	0	0	0	0	0%	🟢	
55.23036 - Mobile EFTOS Terminal	5,000	5,000	0	0	0	0	0	0%	🟢	

### Capital and Non-Capital Quarterly Status Report Period Ended September 2010

#### Status Legend



On track



Action required



Complete

	10/11 Current Budget	Sept Revised Budget	YTD Budget	10/11 YTD Actual	YTD Variance	No. Milestones Scheduled YTD	No. Milestones met YTD	% project complete	Status	September 2010 Comments
55.23033 - Lane Ropes	15,000	15,000	0	0	0	0	0	0%	On track	
55.23031 - Flow Rider Investigations	10,000	10,000	0	0	0	0	0	0%	On track	
55.23027 - Café Furniture	15,000	15,000	0	0	0	0	0	0%	On track	
55.23025 - Air Supply & Exhaust Fans & Drainage System	20,000	20,000	0	0	0	0	0	0%	On track	
<b>Total Ryde Aquatic Leisure Centre</b>	<b>1,018,450</b>	<b>1,018,450</b>	<b>170,862</b>	<b>46,933</b>	<b>(123,930)</b>	<b>0</b>	<b>0</b>			

<b>Sporting Facilities</b>										
54.22008 - Playing Fields Remediation (POT p.60)	100,000	125,500	0	0	0	4	3	75%	On track	Construction commenced
54.22007 - Playing Fields Remediation - Subsidence on Old Landfill Site	190,000	190,000	0	0	0	4	3	75%	On track	Construction commenced
54.22007 - Playing Fields Remediation - Subsidence on Old Landfill Site	190,000	190,000	0	0	0	4	3	75%	On track	Construction commenced
54.22046 - NSROC Regional Sporting Plan	10,000	10,000	0	0	0	0	0	0%	On track	
54.22041 - 4 Netball Courts at Meadowbank Park	147,000	147,000	36,750	0	(36,750)	3	2	67%	On track	Construction as per programme - completion due December 2010.
<b>Total Sporting Facilities</b>	<b>637,000</b>	<b>662,500</b>	<b>36,750</b>	<b>0</b>	<b>(36,750)</b>	<b>15</b>	<b>11</b>			

<b>Trees &amp; Planning</b>										
54.22024 - Street Tree Planting Program (POT p.65)	50,000	50,000	50,000	33,506	(16,494)	4	3	75%	On track	Construction as per programme - completion due June 2011.
54.22049 - Skate park Cost \$200K -\$500K per site - preliminary plans	50,000	50,000	0	0	0	0	0	0%	On track	
54.22023 - Parks Tree Planting Program (POT p.65)	20,000	20,000	0	0	0	2	0	0%	On track	Brief complete. Works commencing October 2010.
54.22047 - Open Space Masterplans	50,000	50,000	0	0	0	0	0	0%	On track	
54.22048 - Integrated Open Space MasterPlan	90,000	90,000	0	0	0	0	0	0%	On track	
<b>Total Trees &amp; Planning</b>	<b>260,000</b>	<b>260,000</b>	<b>50,000</b>	<b>33,506</b>	<b>(16,494)</b>	<b>6</b>	<b>3</b>			

<b>Trees &amp; Planning</b>										
54.22025 - Plans of Management	6,000	6,000	1,500	0	(1,500)					
<b>Total Trees &amp; Planning</b>	<b>6,000</b>	<b>6,000</b>	<b>1,500</b>	<b>0</b>	<b>(1,500)</b>	<b>0</b>	<b>0</b>			

## Capital and Non-Capital Quarterly Status Report Period Ended September 2010

### Status Legend



On track



Action required






Complete

	10/11 Current Budget	Sept Revised Budget	YTD Budget	10/11 YTD Actual	YTD Variance	No. Milestones Scheduled YTD	No. Milestones met YTD	% project complete	Status	September 2010 Comments
<b>Natural Areas, Links &amp; Trails</b>										
54.22015 - Shrimptions Creek Trail (POT p.59 & 63)	100,000	100,000	0	890	890	4	1	25%	🟢	Brief complete, survey complete - completion due March 2011
54.22014 - Ryde Parramatta River Walk (POT p.43/57)	340,787	340,787	0	0	0	11	1	9%	🟢	Awaiting confirmation from Dept of Planning for transfer of grant from Glades Bay Park.
<b>Total Natural Areas, Links &amp; Trails</b>	<b>440,787</b>	<b>440,787</b>	<b>0</b>	<b>890</b>	<b>890</b>	<b>15</b>	<b>2</b>			
<b>Passive/Unstructured Open Space</b>										
54.22002 - Ryde Park	0	0	0	10,260	10,260	6	6	100%	🟡	Job complete and opened in September 2009
54.22038 - New Open Space Cnr Devlin & Park Sts	76,433	76,433	19,108	53,183	34,075	4	4	100%	🟡	Construction completed. Maintenance establishment underway.
54.22005 - Kissing Point & Benelong Parks (POT p.63)	195,990	195,990	48,998	0	(48,998)	6	2	33%	🟢	Initial draft of signage and initial consultation complete
54.22001 - Eastwood Park	25,952	25,952	6,488	0	(6,488)	5	5	100%	🟡	Job complete and opened in November 2009
<b>Total Passive/Unstructured Open Space</b>	<b>298,375</b>	<b>298,375</b>	<b>74,594</b>	<b>63,442</b>	<b>(11,152)</b>	<b>21</b>	<b>17</b>			
<b>Sporting Facilities</b>										
54.22010 - Playing Field Lighting Upgrade (ESD, POT p.58)	256,688	291,688	20,000	11,893	(8,107)	9	1	11%	🟢	Preparation of RFQ and RFT docs for construction in January, 2011 - meadowbank, pidding and blenheim
<b>Total Sporting Facilities</b>	<b>256,688</b>	<b>291,688</b>	<b>20,000</b>	<b>11,893</b>	<b>(8,107)</b>	<b>9</b>	<b>1</b>			
<b>Total Deliverable</b>	<b>8,992,691</b>	<b>9,003,191</b>	<b>586,657</b>	<b>312,284</b>	<b>(274,373)</b>	<b>100</b>	<b>47</b>		🟢	The majority of capital works projects are tracking to plan



## Capital and Non-Capital Quarterly Status Report Period Ended September 2010

### Status Legend


-  On track  
 Action required  
 Complete


	10/11 Current Budget	Sept Revised Budget	YTD Budget	10/11 YTD Actual	YTD Variance	No. Milestones Scheduled YTD	No. Milestones met YTD	% project complete	Status	September 2010 Comments
--	----------------------------	---------------------------	------------	---------------------	-----------------	---------------------------------------	------------------------------	-----------------------	--------	-------------------------

## Non - Capital Projects


### Outcome Area: People


Deliver and co-ordinate the Australian Local Government Women's Association National Conference      Due Date:      Nov-10

62.11370 - ALGWA Conference	50,000	50,000	0	8,500	8,500	2	2	4%		
<b>Total</b>	<b>50,000</b>	<b>50,000</b>	<b>0</b>	<b>8,500</b>	<b>8,500</b>	<b>2</b>	<b>2</b>			

<b>Total Deliverable</b>	<b>50,000</b>	<b>50,000</b>	<b>0</b>	<b>8,500</b>	<b>8,500</b>	<b>2</b>	<b>2</b>			The conference preparations are progressing well
--------------------------	---------------	---------------	----------	--------------	--------------	----------	----------	--	---	--




To complete a 'Best Value Review' of the Sporting policies and procedures and maintenance arrangements for all community sporting facilities to ensure equitable/affordable access for users to sporting facilities      Due Date:      Mar-11






<b>Corporate Sustainability</b> 77.11373 - Sportfields - Best Value Review	60,000	60,000	0	0	0	1	1	10%		
<b>Total Corporate Sustainability</b>	<b>60,000</b>	<b>60,000</b>	<b>0</b>	<b>0</b>	<b>0</b>	<b>1</b>	<b>1</b>			

<b>Total Deliverable</b>	<b>60,000</b>	<b>60,000</b>	<b>0</b>	<b>0</b>	<b>0</b>	<b>1</b>	<b>1</b>			Preparations underway for this review. A challenge committee has been formed.
--------------------------	---------------	---------------	----------	----------	----------	----------	----------	--	---	---

## Capital and Non-Capital Quarterly Status Report Period Ended September 2010




### Status Legend

-  On track
-  Action required
-  Complete

	10/11 Current Budget	Sept Revised Budget	YTD Budget	10/11 YTD Actual	YTD Variance	No. Milestones Scheduled YTD	No. Milestones met YTD	% project complete	Status	September 2010 Comments
<b>To redesign the City of Ryde website to improve interactivity and user friendliness</b> Due Date: Nov-10										
66.11427 - Website Upgrade	0	50,001	0	0	0	4	4	70%		Web project is now scheduled for completion early 2012.
<b>Total</b>	<b>0</b>	<b>50,001</b>	<b>0</b>	<b>0</b>	<b>0</b>	<b>4</b>	<b>4</b>			
<b>Total Deliverable</b>	<b>0</b>	<b>50,001</b>	<b>0</b>	<b>0</b>	<b>0</b>	<b>4</b>	<b>4</b>			<b>The website review is progressing well. The delivery date has been extended to quarter four.</b>
<b>To deliver on Capital Works projects as outlined in the 2010-2011 Capital Works Program (with 90% completion, 100% commencement &amp; 100% compliance)</b> Due Date: Jun-11										
69.11360 - Multicultural Community Development - Grand funded	88,189	88,189	22,873	0	(22,873)	1	1	0%		A grant application has been submitted
69.11281 - Brush Farm House Business Plan	50,000	50,000	24,999	0	(24,999)	2	2	40%		This is a project managed by Properties Unit. Budget to be re-profiled for later in the year.
<b>Total</b>	<b>138,189</b>	<b>138,189</b>	<b>47,872</b>	<b>0</b>	<b>(47,872)</b>	<b>3</b>	<b>3</b>			
<b>Total Deliverable</b>	<b>138,189</b>	<b>138,189</b>	<b>47,872</b>	<b>0</b>	<b>(47,872)</b>	<b>3</b>	<b>3</b>			<b>The majority of capital works projects are tracking to plan</b>

## Capital and Non-Capital Quarterly Status Report Period Ended September 2010

### Status Legend

-  On track  
 Action required  
 Complete



	10/11 Current Budget	Sept Revised Budget	YTD Budget	10/11 YTD Actual	YTD Variance	No. Milestones Scheduled YTD	No. Milestones met YTD	% project complete	Status	September 2010 Comments
--	----------------------------	---------------------------	------------	---------------------	-----------------	---------------------------------------	------------------------------	-----------------------	--------	-------------------------


## Capital Projects

### Outcome Area: Assets

To completion of Stage 1- Establishment and Stage 2 -Planning & Assessment of options phases of Civic Precinct Project


Due Date: Jun-11


<b>New Facilities</b>										
56.20008 - Ryde Civic Precinct - Design	1,080,000	1,080,000	180,000	22,924	(157,076)	0	0	0%		Development Director expected to be appointed in November 2010
56.20036 - CoR Centre (Stratum Land & Building)	18,375,000	18,375,000	18,375,000	0	(18,375,000)	0	0	0%		In kind contribution, awaiting transfer of title
<b>Total New Facilities</b>	<b>19,455,000</b>	<b>19,455,000</b>	<b>18,555,000</b>	<b>22,924</b>	<b>(18,532,076)</b>	<b>0</b>	<b>0</b>			

<b>Total Deliverable</b>	<b>19,455,000</b>	<b>19,455,000</b>	<b>18,555,000</b>	<b>22,924</b>	<b>(18,532,076)</b>	<b>0</b>	<b>0</b>			<b>On track to begin in quarter two</b>
--------------------------	-------------------	-------------------	-------------------	---------------	---------------------	----------	----------	--	---	---

To undertake construction of Ryde Community and Sports Centre at ELS Hall Park




Due Date: Mar-11



<b>Sporting Facilities</b>										
56.20017 - Ryde Community & Sport Centre - ELS Hall Park	2,270,000	3,898,220	1,089,234	908,591	(180,643)	1	1	71%		Project is tracking approximately 2 months behind schedule due to delay in materials supply and inclement weather
<b>Total Sporting Facilities</b>	<b>2,270,000</b>	<b>3,898,220</b>	<b>1,089,234</b>	<b>908,591</b>	<b>(180,643)</b>	<b>1</b>	<b>1</b>			

<b>Total Deliverable</b>	<b>2,270,000</b>	<b>3,898,220</b>	<b>1,089,234</b>	<b>908,591</b>	<b>(180,643)</b>	<b>1</b>	<b>1</b>			<b>Project has been rescheduled following delays and will now be delivered early in 2011.</b>
--------------------------	------------------	------------------	------------------	----------------	------------------	----------	----------	--	---	---

## Capital and Non-Capital Quarterly Status Report Period Ended September 2010




### Status Legend

-  On track  
 Action required  
 Complete

	10/11 Current Budget	Sept Revised Budget	YTD Budget	10/11 YTD Actual	YTD Variance	No. Milestones Scheduled YTD	No. Milestones met YTD	% project complete	Status	September 2010 Comments
<b>To complete construction of a 3,500 square metre Community Centre at Anthony Road, West Ryde</b>										
Due Date: Jun-11										
<b>New Facilities</b>										
56.20014 - West Ryde Community Facility - Project Management	620,273	620,273	155,067	13,463	(141,604)	3	3	19%		West Ryde Community Centre basement excavation commenced
56.20035 - West Ryde Community Centre (Building Only)	16,926,000	16,926,000	0	0	0	0	0	0%		In kind contribution for handover in 3rd quarter
<b>Total New Facilities</b>	<b>17,546,273</b>	<b>17,546,273</b>	<b>155,067</b>	<b>13,463</b>	<b>(141,604)</b>	<b>3</b>	<b>3</b>			
<b>Total Deliverable</b>	<b>17,546,273</b>	<b>17,546,273</b>	<b>155,067</b>	<b>13,463</b>	<b>(141,604)</b>	<b>3</b>	<b>3</b>		<b>-</b>	<b>0</b>




To develop and establish a facilities management program of all assets to ensure risk, compliance, statutory items are addressed in a timely manner

Due Date: Jun-11

<b>Building Compliance &amp; Environmental Measures</b>										
55.20005 - Disability Access Improvement Program	10,000	10,000	5,000	4,619	(381)	1	1	75%		Project on track
55.20024 - Compliance Measures (Building Code of Australia)	60,000	60,000	0	0	0	0	0	0%		Scheduled to commence in November 2010
<b>Total Building Compliance &amp; Environmental Measures</b>	<b>70,000</b>	<b>70,000</b>	<b>5,000</b>	<b>4,619</b>	<b>(381)</b>	<b>1</b>	<b>1</b>			
<b>Total Deliverable</b>	<b>70,000</b>	<b>70,000</b>	<b>5,000</b>	<b>4,619</b>	<b>(381)</b>	<b>1</b>	<b>1</b>		<b></b>	<b>Project is progressing well</b>




To deliver on Capital Works projects as outlined in the 2010-2011 Capital Works Program (with 90% completion, 100% commencement & 100% compliance)












Due Date: Jun-11

<b>Asset Replacement</b>										
51.21003 - Replacement of Pits in Poor Condition	150,000	150,000	37,500	0	(37,500)	0	0	5%		Works programmed to commence in 2nd quarter
51.21003 - Replacement of Pits in Poor Condition	150,000	150,000	37,500	0	(37,500)	0	0	5%		Works programmed to commence in 2nd quarter
51.21002 - Replacement of Pipes in Poor Condition	970,000	970,000	242,499	55,077	(187,422)	2	2	20%		
<b>Total Asset Replacement</b>	<b>1,270,000</b>	<b>1,270,000</b>	<b>317,499</b>	<b>55,077</b>	<b>(262,422)</b>	<b>2</b>	<b>2</b>			

## Capital and Non-Capital Quarterly Status Report Period Ended September 2010




### Status Legend












-  On track  
 Action required  
 Complete

	10/11 Current Budget	Sept Revised Budget	YTD Budget	10/11 YTD Actual	YTD Variance	No. Milestones Scheduled YTD	No. Milestones met YTD	% project complete	Status	September 2010 Comments
<b>Building Maintenance/Replacement</b>										
55.20004 - Community Hall, Childcare & Facilities Upgrades	100,000	100,000	22,000	12,475	(9,525)	4	4	60%		Project on track
55.20031 - 4 Cuttler Pde - Modifications	150,000	150,000	10,000	45,428	35,428	1	1	75%		Stage 1 handed over ahead of time
55.20033 - - Gannon Park Amenities Building	70,000	70,000	0	0	0	1	1	25%		Quotations being called
55.20032 - - Dunbar Park Amenities Building	80,000	80,000	0	0	0	1	1	25%		Quotation documents being prepared
<b>Total Building Maintenance/Replacement</b>	<b>400,000</b>	<b>400,000</b>	<b>32,000</b>	<b>57,903</b>	<b>25,903</b>	<b>7</b>	<b>7</b>			
<b>New Facilities</b>										
55.20013 - Security Cameras on Buildings	15,000	15,000	0	0	0	1	1	50%		Quotations being called
55.20034 - - Eastwood Library Toilet Block	200,000	200,000	1,180	14,947	13,767	3	3	60%		New bus shelter installed, new toilet block tender to be considered by Council in November 2010
<b>Total New Facilities</b>	<b>215,000</b>	<b>215,000</b>	<b>1,180</b>	<b>14,947</b>	<b>13,767</b>	<b>4</b>	<b>4</b>			
<b>Catchment Management</b>										
53.21028 - Eastwood & Terry's Creek Floodplain Mgt Plan	200,000	240,000	0	0	0	0	0	0%		Works programmed to commence in 3rd quarter
51.21009 - Drainage through Parks (Developer Funding)	64,627	64,627	16,157	51,186	35,029	1	3	80%		Additional income received from developers
51.21008 - Completion of Missing Links	135,000	135,000	33,750	38,769	5,019	0	0	35%		
53.21027 - Ann Thorn Park - Constitution Road Reconstruction & Drainage	1,400,000	1,400,000	0	264	264	0	0	0%		Design commenced, investigations ongoing
53.21006 - Ann Thorn Catchment - Design	57,971	57,971	14,493	0	(14,493)	1	1	5%		Design commenced
<b>Total Catchment Management</b>	<b>1,857,598</b>	<b>1,897,598</b>	<b>64,400</b>	<b>90,219</b>	<b>25,819</b>	<b>2</b>	<b>4</b>			

# Capital and Non-Capital Quarterly Status Report Period Ended September 2010

## Status Legend




-  On track  
 Action required  
 Complete






















	10/11 Current Budget	Sept Revised Budget	YTD Budget	10/11 YTD Actual	YTD Variance	No. Milestones Scheduled YTD	No. Milestones met YTD	% project complete	Status	September 2010 Comments
<b>Cycleways</b>										
47.24270 - The John Whitton Bridge (Lighting)	15,000	15,000	0	0	0	1	0	0%		In planning phase, brief to be finalised by asset manager
47.24271 - SUP Lane Cove Road (between Epping Road and Paul Street)	67,000	67,000	0	0	0	1	1	100%		In planning phase
47.24278 - North Ryde to MQ University Bicycle&Pedestrian shared Path	0	1,000,000	0	0	0					
47.24207 - Morrison Bay Park Cycleway (Teemer St to Morrison Rd)	0	0	0	6,185	6,185	0	0	100%		Project complete
47.24272 - Minor Route Augmentation (Behavioural Signage/Line Marking).	18,000	18,000	0	534	534	8	2	25%		In planning phase
47.24277 - Epping Rd-Stage 3 (No. 110 Epping Rd To Lane Cove Rd)	0	144,000	0	0	0					
47.24276 - Epping Rd-Stage 2 (No. 84 - No. 110 Epping Rd)	0	160,000	0	0	0					
47.24275 - Epping Rd-Stage 1 (Wicks Rd to No. 84 Epping Rd)	0	164,000	0	0	0					
47.24195 - Delange Road Cycleway	7,223	7,223	1,806	15,644	13,838	0	0	100%		Project complete
47.24279 - Cycleways/Blaxland Rd at Anzac Ave-Mid Block Traffic Control	0	20,000	0	0	0					
47.24199 - Bike Route- RR01 Lighting on the northern end of John Whitto	4,086	4,086	1,022	4,179	3,157	5	2	40%		Project delayed by RailCorp works - completion due in October 2010
47.24196 - Bike Route- LR06 Cycle overbridge ramp transition to Paul St	10,017	10,017	2,504	3,598	1,094	5	5	100%		Project complete
47.24197 - Bike Route- LR06 Cycle overbridge ramp transition to Paul St	9,354	9,354	2,338	3,051	713	5	5	100%		Project complete
47.24198 - Bike Route- LL12 Epping Rd – Shrimptons Creek to Lyon Park R	123,080	123,080	30,770	24,784	(5,986)	5	5	100%		Project complete
47.24273 - Bike Route - RR05 Pittwater Road	200,000	0	0	0	0	0	0	10000%		Project deferred following review of Cycleway Capital Works Program 2010/2011 - Review of List of Priorities (Item 7) at COW on 21 September 2010
47.24269 - Bike Locker Structure - Eastwood station	55,000	0	0	0	0	0	0	100%		Project deferred following review of Cycleway Capital Works Program 2010/2011 - Review of List of Priorities (Item 7) at COW on 21 September 2010
<b>Total Cycleways</b>	<b>508,760</b>	<b>1,741,760</b>	<b>38,440</b>	<b>57,975</b>	<b>19,535</b>	<b>30</b>	<b>20</b>			



### Capital and Non-Capital Quarterly Status Report Period Ended September 2010




**Status Legend**






-  On track  
 Action required  
 Complete








	10/11 Current Budget	Sept Revised Budget	YTD Budget	10/11 YTD Actual	YTD Variance	No. Milestones Scheduled YTD	No. Milestones met YTD	% project complete	Status	September 2010 Comments
<b>Footpath Construction</b>										
47.24227 - Stewart St (SS Coronation - Shaftsbury)	22,000	22,000	0	0	0	1	1	20%		In design phase
47.24226 - Sherbrooke Road (SS Station St - Mons Ave)	33,000	33,000	0	0	0	1	1	20%		In design phase
47.24151 - Read St (ES Warrowong St - Clanwilliam St)	0	0	0	340	340	5	5	100%		Project completed in 2009/10
47.24225 - Pickford Avenue (WS Welby Street - Lovell Road)	26,000	26,000	0	472	472	5	5	100%		Project complete
47.24224 - Park Ave (SS Anthony - Chatham)	28,000	28,000	0	0	0	1	1	20%		In design phase
47.24223 - Oakes Ave (ES Wishart - Milham)	32,000	32,000	0	133	133	1	1	20%		In design phase
47.24222 - Mons Ave (WS Bennett St - Rex St)	33,000	33,000	0	266	266	5	5	100%		Project complete
47.24221 - Mimos St (SS Moira- Shaftsbury)	23,000	23,000	0	743	743	5	5	100%		Project complete
47.24220 - Meriton St (WS Shackel - Amiens)	51,000	51,000	0	399	399	1	1	20%		In design phase
47.24219 - Marsden Rd (NS Rutledge St - No133) (in AC)	10,000	10,000	0	469	469	1	1	20%		In design phase
47.24218 - Jones St (WS No14 - Quarry Rd)	54,000	54,000	0	5,155	5,155	1	1	20%		In design phase
47.24217 - Holly Ave (SS Cressy Rd to Bus Depot)	16,000	16,000	0	532	532	1	1	20%		In design phase
47.24216 - Grove Street (ES Lovell Road - Norma Avenue)	77,000	77,000	0	8,436	8,436	5	4	80%		Construction commenced
47.24029 - Footpath Reconstruction (Replacement)	75,000	75,000	0	9,818	9,818	1	1	100%		In planning phase
47.24215 - Constitution Rd (NS Grand -Mons)	60,000	60,000	0	893	893	5	4	80%		Construction commenced
47.24214 - College St (SS no 18 - Frank)	44,000	44,000	0	1,063	1,063	1	1	20%		In design phase
47.24213 - Chisholm Street (ES Morshead - Wicks)	35,000	35,000	0	930	930	3	3	25%		On Hold pending community survey results
47.24212 - Chauvel St (SS Coxes- Cutler)	61,000	61,000	0	4,863	4,863	1	1	20%		In design phase
47.24211 - Brush Rd (WS Hermoyne-Warrawong)	35,000	35,000	0	0	0	1	1	20%		In design phase
47.24210 - Betty Hendry Pde (NS Wicks - Rowell)	33,000	33,000	0	1,286	1,286	5	5	100%		Project complete
47.24209 - Adelaide Street (ES Bennett Street - Constitution Road)	97,000	97,000	0	5,355	5,355	1	1	15%		In design phase
<b>Total Footpath Construction</b>	<b>845,000</b>	<b>845,000</b>	<b>0</b>	<b>41,153</b>	<b>41,153</b>	<b>51</b>	<b>49</b>			

### Capital and Non-Capital Quarterly Status Report Period Ended September 2010

**Status Legend**




-  On track  
 Action required  
 Complete











	10/11 Current Budget	Sept Revised Budget	YTD Budget	10/11 YTD Actual	YTD Variance	No. Milestones Scheduled YTD	No. Milestones met YTD	% project complete	Status	September 2010 Comments
58.10419 - Waste & Recycle Bins - Town Centres	195,000	195,000	48,750	88,139	39,389	3	3	100%		Project on track
58.10420 - Porters Creek Old Landfill Protection Works	800,000	800,000	105,000	0	(105,000)	4	4	100%		Earthworks portion of Project on hold due to Dept Planning negotiations transfer of lots - New GPT on track
57.10414 - Fleet Purchases-Plant	600,000	600,000	110,000	29,500	(80,500)	3	1	33%		Purchases delayed but on track
57.10413 - Fleet Purchases-Motor Vehicle	1,500,000	1,500,000	200,000	83,399	(116,601)	5	3	60%		Purchases delayed but on track
57.10415 - Fleet Purchases-Light Commercial	200,000	200,000	30,000	57,196	27,196	2	2	100%		Purchases on track
<b>Total</b>	<b>3,295,000</b>	<b>3,295,000</b>	<b>493,750</b>	<b>258,234</b>	<b>(235,516)</b>	<b>17</b>	<b>13</b>			









<b>Other Capital Expenditure</b>										
47.24203 - Sea walls/ Retaining walls	50,000	50,000	0	1,018	1,018	1	1	33%		Preliminary works completed, construction scheduled for 2nd quarter
47.24274 - New Bridge over Devlin St (North)	2,000,000	2,000,000	0	0	0	2	2	66%		Defects awaiting completion
47.24089 - Heavy Patching	40,000	40,000	0	0	0	0	0	0%		Programmed for 3rd quarter
47.24084 - Gutterbridge Construction (Driveways)	150,000	150,000	37,500	61,635	24,135	0	0	41%		Gutterbridge replaced as identified/requested
47.24086 - Darvall Road Slippage	50,000	50,000	12,500	52,009	39,509	5	5	100%		Project complete
47.24201 - Carpark - East Parade, Eastwood	166,445	166,445	0	88,868	88,868	5	5	100%		Project complete
47.24202 - Bridge Upgrades/ Refurbishment	50,000	50,000	0	0	0	0	0	0%		Programmed for commencement in 4th quarter
<b>Total Other Capital Expenditure</b>	<b>2,506,445</b>	<b>2,506,445</b>	<b>50,000</b>	<b>203,531</b>	<b>153,531</b>	<b>13</b>	<b>13</b>			

### Capital and Non-Capital Quarterly Status Report Period Ended September 2010

**Status Legend**




-  On track  
 Action required  
 Complete


















	10/11 Current Budget	Sept Revised Budget	YTD Budget	10/11 YTD Actual	YTD Variance	No. Milestones Scheduled YTD	No. Milestones met YTD	% project complete	Status	September 2010 Comments
<b>Road Rehabilitation/Reconstruction</b>										
47.24234 - Trevitt Road (Milroy Street - Parklands Road)	160,000	160,000	0	0	0	1	1	33%		NSROC tender for materials and works accepted by Council. Engagement of contractors proceeding.
47.24233 - Pittwater Road (Coxs to Carramar Stage 2 and High St - No.	497,000	497,000	0	7,419	7,419	0	0	33%		NSROC tender for materials and works accepted by Council. Engagement of contractors proceeding.
47.24163 - Pittwater Road (Coxs - Carramar )	320,463	320,463	80,116	0	(80,116)	1	1	12%		NSROC tender for materials and works accepted by Council. Engagement of contractors proceeding.
47.24235 - Pavement testing & design for 2011/12 program	45,000	45,000	0	0	0	0	0	0%		Programmed for 4th quarter
47.24232 - Osgathorpe Road (Tennyson Rd - Towns St)	270,000	270,000	0	6,397	6,397	1	1	33%		NSROC tender for materials and works accepted by Council. Engagement of contractors proceeding.
47.24231 - Mirrool Street (Shaftsbury Rd - Morvan St)	100,000	100,000	0	0	0	1	1	33%		NSROC tender for materials and works accepted by Council. Engagement of contractors proceeding.
47.24230 - Ida Street (Outside No 2 only)	20,000	20,000	0	7,568	7,568	1	1	100%		Project complete
47.24228 - Herring Road (Windsor Dr - Ivanhoe Place)	182,000	182,000	0	0	0	1	0	0%		NSROC tender for materials and works accepted by Council. Engagement of contractors proceeding.
47.24229 - Herring Road (Talavera - Waterloo)	136,000	136,000	0	0	0	1	0	0%		NSROC tender for materials and works accepted by Council. Engagement of contractors proceeding.
47.24161 - Cox's Road (Shaw Street - Cressy Road)	1,500	1,500	375	1,269	894	1	0	0%		NSROC tender for materials and works accepted by Council. Engagement of contractors proceeding.
<b>Total Road Rehabilitation/Reconstruction</b>	<b>1,731,963</b>	<b>1,731,963</b>	<b>80,491</b>	<b>22,652</b>	<b>(57,839)</b>	<b>8</b>	<b>5</b>			

<b>Road Resurfacing</b>										
47.24260 - Waterloo Road - Both Sides (Herring R - Byfield St)	349,000	349,000	0	889	889	0	0	0%		NSROC tender for materials and works accepted by Council. Engagement of contractors proceeding.
47.24259 - Wandoo Avenue (No.24/26 - Gladstone Avenue)	19,000	19,000	0	0	0	0	1	33%		NSROC tender for materials and works accepted by Council. Engagement of contractors proceeding.
47.24258 - Quarry Road (Lane Cove Road - Arthur Street)	167,000	167,000	0	0	0	0	0	0%		NSROC tender for materials and works accepted by Council. Engagement of contractors proceeding.
47.24257 - Quarry Road (Arthur Street - Aeolus Avenue)	146,000	146,000	0	0	0	0	0	0%		NSROC tender for materials and works accepted by Council. Engagement of contractors proceeding.
47.24256 - Paul Street (Lane Cove Road - Cul De Sac)	69,000	69,000	0	0	0	0	1	33%		NSROC tender for materials and works accepted by Council. Engagement of contractors proceeding.
47.24255 - Morshead Street (Truscott St - Berryman St)	51,000	51,000	0	0	0	0	1	33%		NSROC tender for materials and works accepted by Council. Engagement of contractors proceeding.
47.24253 - Morrison Road (Tennyson Road - Kemp Street)	39,000	39,000	0	0	0	0	0	0%		NSROC tender for materials and works accepted by Council. Engagement of contractors proceeding.
47.24254 - Morrison Road (Champion Rd - Tennyson Rd)	100,000	100,000	0	0	0	0	0	0%		NSROC tender for materials and works accepted by Council. Engagement of contractors proceeding.

### Capital and Non-Capital Quarterly Status Report Period Ended September 2010




**Status Legend**




-  On track  
 Action required  
 Complete


	10/11 Current Budget	Sept Revised Budget	YTD Budget	10/11 YTD Actual	YTD Variance	No. Milestones Scheduled YTD	No. Milestones met YTD	% project complete	Status	September 2010 Comments
47.24252 - Mimos Street (Moirs Avenue - Shaftsbury Road)	30,000	30,000	0	0	0	0	0	0%		NSROC tender for materials and works accepted by Council. Engagement of contractors proceeding.
47.24251 - Lorna Avenue (Lane Cove Road - Folkard Street)	25,000	25,000	0	0	0	0	1	33%		NSROC tender for materials and works accepted by Council. Engagement of contractors proceeding.
47.24250 - Hunts Avenue (O'Keefe Cres - Threlfall Street)	47,000	47,000	0	0	0	0	0	0%		NSROC tender for materials and works accepted by Council. Engagement of contractors proceeding.
47.24249 - Hollis Avenue (Karnak Street - Lovell Road)	136,000	136,000	0	0	0	0	1	33%		NSROC tender for materials and works accepted by Council. Engagement of contractors proceeding.
47.24248 - Higginbotham Road (Nelson St - Monash Rd)	70,000	70,000	0	0	0	0	0	0%		NSROC tender for materials and works accepted by Council. Engagement of contractors proceeding.
47.24247 - Herring Road (Kent Road - Agincourt Road)	96,000	96,000	0	0	0	0	0	0%		NSROC tender for materials and works accepted by Council. Engagement of contractors proceeding.
47.24246 - Greene Avenue (Bambi St - Buffalo Rd)	91,000	91,000	0	0	0	0	1	33%		NSROC tender for materials and works accepted by Council. Engagement of contractors proceeding.
47.24245 - Forsyth Street (Parkes Street - Griffith Lane)	55,000	55,000	0	0	0	0	1	33%		NSROC tender for materials and works accepted by Council. Engagement of contractors proceeding.
47.24244 - Cressy Road (Pidding Road - Higginbotham Road)	30,000	30,000	0	0	0	0	0	0%		NSROC tender for materials and works accepted by Council. Engagement of contractors proceeding.
47.24243 - Cressy Road (Higginbotham Rd - Buffalo Road)	100,000	100,000	0	0	0	0	0	0%		NSROC tender for materials and works accepted by Council. Engagement of contractors proceeding.
47.24242 - Cox's Road (Blamey Street - Chauvel Street)	19,000	19,000	0	0	0	0	0	0%		NSROC tender for materials and works accepted by Council. Engagement of contractors proceeding.
47.24241 - Cobham Avenue (Parer Street - Andrew Street)	47,000	47,000	0	0	0	0	1	33%		NSROC tender for materials and works accepted by Council. Engagement of contractors proceeding.
47.24240 - Chatham Road (Clan Alpine Street - Buena Vista)	80,000	80,000	0	0	0	0	0	0%		NSROC tender for materials and works accepted by Council. Engagement of contractors proceeding.
47.24239 - Biara Close (Zanco Road - Cul De Sac)	16,000	16,000	0	0	0	0	1	33%		NSROC tender for materials and works accepted by Council. Engagement of contractors proceeding.
47.24238 - Batten Avenue (Cul De Sac - Cobham Avenue)	26,000	26,000	0	0	0	0	1	33%		NSROC tender for materials and works accepted by Council. Engagement of contractors proceeding.
47.24237 - Bank Street (Cul De Sac - Union Street)	51,000	51,000	0	0	0	0	1	33%		NSROC tender for materials and works accepted by Council. Engagement of contractors proceeding.
47.24236 - Acacia Street (North Road - Waratah Street)	62,000	62,000	0	0	0	0	0	0%		NSROC tender for materials and works accepted by Council. Engagement of contractors proceeding.
<b>Total Road Resurfacing</b>	<b>1,921,000</b>	<b>1,921,000</b>	<b>0</b>	<b>889</b>	<b>889</b>	<b>0</b>	<b>11</b>			










## Capital and Non-Capital Quarterly Status Report Period Ended September 2010

### Status Legend

-  On track  
 Action required  
 Complete




	10/11 Current Budget	Sept Revised Budget	YTD Budget	10/11 YTD Actual	YTD Variance	No. Milestones Scheduled YTD	No. Milestones met YTD	% project complete	Status	September 2010 Comments
<b>Town Centres</b>										
47.24267 - - Waterloo/ Khartoum traffic signal design	50,000	50,000	0	0	0	0	0	0%		Design brief being prepared
47.24265 - - Waterloo Rd (SS Coolinga - Khartoum) granite paving incl c	500,000	500,000	0	0	0	0	0	0%		Design in progress
47.24266 - - Lane Cove Rd (WS Epping - Waterloo) missing links	240,000	240,000	0	6,560	6,560	0	0	0%		Waiting for RTA to finish before commencing. Tender/quote process underway.
<b>Total Town Centres</b>	<b>790,000</b>	<b>790,000</b>	<b>0</b>	<b>6,560</b>	<b>6,560</b>	<b>0</b>	<b>0</b>			







<b>Town Centre Upgrades</b>										
47.24076 - Macquarie Park - Public Domain	593,143	593,143	148,286	25,359	(122,927)	0	0	0%		Work programmed for 2nd quarter
<b>Total Town Centre Upgrades</b>	<b>593,143</b>	<b>593,143</b>	<b>148,286</b>	<b>25,359</b>	<b>(122,927)</b>	<b>0</b>	<b>0</b>			



<b>Traffic Facilities Construction</b>										
47.24191 - Wombat crossing Morrison/ Linsley	47,434	47,434	11,858	45,950	34,092	0	0	100%		Project complete
47.24190 - Traffic Calming devices (RTA - Lane Cove Tunnel)	42,071	42,071	10,518	(922)	(11,440)	0	0	100%		Project complete (one deferred location TBC)
47.24262 - Shaftsbury/ Glen Roundabout	95,000	95,000	0	4,772	4,772	4	4	4%		Design in progress
47.24192 - Raised crossing Brush Rd outside Marsden High School	18,203	18,203	4,551	1,649	(2,902)	0	0	100%		Project complete
47.24187 - Pittwater Rd/Field for Mars Roundabout (RTA)	224,710	224,710	56,178	4,687	(51,491)	5	5	5%		Construction is in progress
47.24264 - Pedestrian Refuge Islands	30,000	30,000	0	0	0	1	1	100%		In design phase
47.24261 - North & Willow Roundabout	150,000	150,000	0	35,971	35,971	4	4	4%		90% Works complete
47.24193 - Kerb Ramps	60,000	60,000	0	58,902	58,902	5	5	100%		Project complete
47.24263 - Curzon Street / Smith Street Pedestrian Raised Threshold	35,000	35,000	0	0	0	1	1	100%		Progressing to detailed design
<b>Total Traffic Facilities Construction</b>	<b>702,418</b>	<b>702,418</b>	<b>83,105</b>	<b>151,010</b>	<b>67,905</b>	<b>20</b>	<b>20</b>			


### Capital and Non-Capital Quarterly Status Report Period Ended September 2010


**Status Legend**

-  On track  
 Action required  
 Complete

	10/11 Current Budget	Sept Revised Budget	YTD Budget	10/11 YTD Actual	YTD Variance	No. Milestones Scheduled YTD	No. Milestones met YTD	% project complete	Status	September 2010 Comments
<b>Water Quality Improvement</b>										
52.21012 - Water Reuse in Meadowbank Park (Meadowbank Park Upgrade)	37,082	37,082	9,270	753	(8,517)	3	3	95%		Project requires additional works for commissioning
52.21033 - Terrys Creek Rehabilitation - Yarramar Reserve (Design)	20,000	20,000	0	0	0	0	0	0%		Tender documents being prepared
52.21030 - Olympic Park - Gross Pollutant Traps	130,000	130,000	32,499	1,679	(30,820)	2	2	30%		Tender submissions being assessed
52.21031 - Kittys Creek Reserve - Gross Pollutant Trap	130,000	130,000	32,499	0	(32,499)	1	1	5%		In planning phase
52.21032 - Kittys & Martins Creek Wetland - Kittys Creek Reserve (Plann	50,000	50,000	0	0	0	0	0	0%		In planning phase
52.21029 - Eastwood Town Centre - Gross Pollutant & Litter Traps	130,000	130,000	32,499	0	(32,499)	1	1	5%		Undertaking feasibility study
<b>Total Water Quality Improvement</b>	<b>497,082</b>	<b>497,082</b>	<b>106,767</b>	<b>2,432</b>	<b>(104,335)</b>	<b>7</b>	<b>7</b>			

<b>Other Capital Expenditure</b>										
47.24087 - Implement Integrated Transport Strategy	89,151	89,151	22,288	93,144	70,856	5	5	100%		Project complete
47.24083 - Bus Shelter Construction	78,450	78,450	0	53,372	53,372	1	1	50%		Construction substantially complete
<b>Total Other Capital Expenditure</b>	<b>167,601</b>	<b>167,601</b>	<b>22,288</b>	<b>146,516</b>	<b>124,228</b>	<b>6</b>	<b>6</b>			




<b>Town Centre Upgrades</b>										
47.24101 - Ryde Town Centre - Public Domain-Adjacent to Top Ryde Shoppi	1,660,000	1,660,000	0	713	713					
47.24074 - Eastwood Town Centre	29,000	29,000	7,250	441	(6,809)	0	0	90%		Awaiting finalisation of contract payment
<b>Total Town Centre Upgrades</b>	<b>1,689,000</b>	<b>1,689,000</b>	<b>7,250</b>	<b>1,153</b>	<b>(6,097)</b>	<b>0</b>	<b>0</b>			

<b>Traffic Facilities Construction</b>										
47.24073 - West Parade/Hillview Road Roundabout	8,956	8,956	2,239	68,826	66,587	4	4	4%		Project complete
<b>Total Traffic Facilities Construction</b>	<b>8,956</b>	<b>8,956</b>	<b>2,239</b>	<b>68,826</b>	<b>66,587</b>	<b>4</b>	<b>4</b>			



### Capital and Non-Capital Quarterly Status Report Period Ended September 2010

**Status Legend**

-  On track  
 Action required  
 Complete

	10/11 Current Budget	Sept Revised Budget	YTD Budget	10/11 YTD Actual	YTD Variance	No. Milestones Scheduled YTD	No. Milestones met YTD	% project complete	Status	September 2010 Comments
<b>Water Quality Improvement</b>										
51.21020 - Strangers Creek - Restoration/Remediation	110,470	110,470	27,618	106,401	78,783	0	0	0%	✓	Project completed in 2009/10
51.21018 - Santa Rosa Park - Shrimptons Creek Remedition	0	0	0	11,373	11,373	0	0	100%	✓	Project complete
<b>Total Water Quality Improvement</b>	<b>110,470</b>	<b>110,470</b>	<b>27,618</b>	<b>117,774</b>	<b>90,156</b>	<b>0</b>	<b>0</b>			
<b>Total Deliverable</b>	<b>19,109,436</b>	<b>20,382,436</b>	<b>1,475,313</b>	<b>1,322,209</b>	<b>(153,104)</b>	<b>171</b>	<b>165</b>		🟢	The majority of capital works projects are tracking to plan

## Capital and Non-Capital Quarterly Status Report Period Ended September 2010

### Status Legend



On track



Action required



Complete

	10/11 Current Budget	Sept Revised Budget	YTD Budget	10/11 YTD Actual	YTD Variance	No. Milestones Scheduled YTD	No. Milestones met YTD	% project complete	Status	September 2010 Comments
--	----------------------------	---------------------------	------------	---------------------	-----------------	---------------------------------------	------------------------------	-----------------------	--------	-------------------------

## Capital Projects

### Outcome Area: Environment

Implement a campaign to promote the services and products of the Building and Development Advisory Service      Due Date:      Jun-11

<b>Town Centres</b> 41.11420 - Macquarie Park Marketing Strategy	95,000	95,000	23,750	0	(23,750)	1	1	5%		Revised scope completed following discussion with Executive Team. Project will recommence in early December 2010 when Economic Development Manager commences
<b>Total Town Centres</b>	<b>95,000</b>	<b>95,000</b>	<b>23,750</b>	<b>0</b>	<b>(23,750)</b>	<b>1</b>	<b>1</b>			
<b>Total Deliverable</b>	<b>95,000</b>	<b>95,000</b>	<b>23,750</b>	<b>0</b>	<b>(23,750)</b>	<b>1</b>	<b>1</b>			<b>Project delayed pending appointment of Economic Development Manager</b>

## Capital and Non-Capital Quarterly Status Report Period Ended September 2010

### Status Legend



On track



Action required



Complete

	10/11 Current Budget	Sept Revised Budget	YTD Budget	10/11 YTD Actual	YTD Variance	No. Milestones Scheduled YTD	No. Milestones met YTD	% project complete	Status	September 2010 Comments
--	----------------------------	---------------------------	------------	---------------------	-----------------	---------------------------------------	------------------------------	-----------------------	--------	-------------------------

## Non - Capital Projects

### Outcome Area: Environment

Complete final year community engagement actions of Grant Funded Catchment Connections Project involving 5 catchments through 6 community workshops, 12 bushwalks, 150 home visits advisory services and bush regeneration activities to satisfy grant requirements and produce final report

Due Date: Jun-11

Urban Sustainability Catchment Connections 84.11036 - Catchment Connections Project	63,325	222,679	15,989	9,278	(6,711)	4	4	66%	On track	Grant funded project due to end 28 February 2011. Awaiting extension from Department of Environment, Climate Change and Water (DECCW) to complete 30 June 2011
<b>Total Urban Sustainability Catchment Connections</b>	<b>63,325</b>	<b>222,679</b>	<b>15,989</b>	<b>9,278</b>	<b>(6,711)</b>	<b>4</b>	<b>4</b>			

<b>Total Deliverable</b>	<b>63,325</b>	<b>222,679</b>	<b>15,989</b>	<b>9,278</b>	<b>(6,711)</b>	<b>4</b>	<b>4</b>		On track	<b>Project is progressing well</b>
--------------------------	---------------	----------------	---------------	--------------	----------------	----------	----------	--	----------	------------------------------------

Deliver Stage 1 of DECCW Grant Funded 'River to River - Reconnecting 2 key Sydney wildlife corridors' Project with partners SMCMA and Hunters Hill Council through targeted field surveys and strategic corridor planting to create new habitat and promote biodiversity

Due Date: Jun-11

Urban Sustainability Catchment Connections 84.11358 - River to River Corridors Project	118,039	118,039	17,141	8,463	(8,678)	3	3	15%	On track	This is a grant funded three year project that commenced in July 2010
<b>Total Urban Sustainability Catchment Connections</b>	<b>118,039</b>	<b>118,039</b>	<b>17,141</b>	<b>8,463</b>	<b>(8,678)</b>	<b>3</b>	<b>3</b>			

<b>Total Deliverable</b>	<b>118,039</b>	<b>118,039</b>	<b>17,141</b>	<b>8,463</b>	<b>(8,678)</b>	<b>3</b>	<b>3</b>		On track	<b>Project is progressing well</b>
--------------------------	----------------	----------------	---------------	--------------	----------------	----------	----------	--	----------	------------------------------------

## Capital and Non-Capital Quarterly Status Report Period Ended September 2010

### Status Legend



On track



Action required



Complete

	10/11 Current Budget	Sept Revised Budget	YTD Budget	10/11 YTD Actual	YTD Variance	No. Milestones Scheduled YTD	No. Milestones met YTD	% project complete	Status	September 2010 Comments
Implement a Sustainable Business Water, Energy and Waste Audit Project by targeting 50 local Small and Medium Enterprises over 3 years to promote sustainable business operations	Due Date:	Jun-11								
84.11338 - Business Audit Program	65,452	65,452	17,233	12,319	(4,914)	2	2	33%	🟢	This is a grant funded 3 year project that commenced October 2009. The target is 25 audits by 30 June 2011, 50 by project end
<b>Total</b>	<b>65,452</b>	<b>65,452</b>	<b>17,233</b>	<b>12,319</b>	<b>(4,914)</b>	<b>2</b>	<b>2</b>			

<b>Total Deliverable</b>	<b>65,452</b>	<b>65,452</b>	<b>17,233</b>	<b>12,319</b>	<b>(4,914)</b>	<b>2</b>	<b>2</b>		🟢	<b>Project is progressing well</b>
--------------------------	---------------	---------------	---------------	---------------	----------------	----------	----------	--	---	------------------------------------

To develop the City wide land use planning strategy to support the development of the Comprehensive Local Environmental Plan (DLEP 2011), this will include background studies in:

Due Date: Jun-11

- Centre and Corridors
- Housing
- Employment
- Parks (Open Space)
- Community & Culture
- Environment
- Transport
- Heritage

Consolidated LEP for Ryde 41.11061 - Consolidated LEP for Ryde	41,555	41,555	4,139	0	(4,139)	8	4	20%	✖	Four deliverables not met this quarter due to Executive Team resolving in August that DLEP be presented to Council with outcomes of targeted consultation undertaken for Local Strategy studies. The DLEP to be reported to Council on 2 November 2010
<b>Total Consolidated LEP for Ryde</b>	<b>41,555</b>	<b>41,555</b>	<b>4,139</b>	<b>0</b>	<b>(4,139)</b>	<b>8</b>	<b>4</b>			

## Capital and Non-Capital Quarterly Status Report Period Ended September 2010

### Status Legend



On track



Action required



Complete

	10/11 Current Budget	Sept Revised Budget	YTD Budget	10/11 YTD Actual	YTD Variance	No. Milestones Scheduled YTD	No. Milestones met YTD	% project complete	Status	September 2010 Comments
<b>Town Centres</b>										
41.11087 - Eastwood Master Plan	50,000	50,000	12,500	0	(12,500)	0	0	0%	On track	Project to commence next quarter
<b>Total Town Centres</b>	<b>50,000</b>	<b>50,000</b>	<b>12,500</b>	<b>0</b>	<b>(12,500)</b>	<b>0</b>	<b>0</b>			

<b>Town Centre Upgrades</b>										
41.11267 - West Ryde Master Plan	52,952	52,952	13,238	1,804	(11,434)	1	1	20%	Action required	The annual deliverables for this project will be reviewed for the next quarter
<b>Total Town Centre Upgrades</b>	<b>52,952</b>	<b>52,952</b>	<b>13,238</b>	<b>1,804</b>	<b>(11,434)</b>	<b>1</b>	<b>1</b>			

<b>Total Deliverable</b>	<b>144,507</b>	<b>144,507</b>	<b>29,877</b>	<b>1,804</b>	<b>(28,073)</b>	<b>9</b>	<b>5</b>		Action required	A number of studies have been completed and consultation is underway however completion of the DLEP is behind schedule.
--------------------------	----------------	----------------	---------------	--------------	-----------------	----------	----------	--	-----------------	---

To develop the Citywide Comprehensive Local Environmental Plan that supports the community outcomes in Ryde 2030 Community Strategic Plan




Due Date: Jun-11



41.11374 - Aboriginal Heritage Office Partnership	34,000	34,000	8,500	13,400	4,900	2	2	20%	On track	Five year partnership with Aboriginal Heritage Office commenced in March 2010. Five deliverables for the first year. This quarter, four of five deliverables were achieved
<b>Total</b>	<b>34,000</b>	<b>34,000</b>	<b>8,500</b>	<b>13,400</b>	<b>4,900</b>	<b>2</b>	<b>2</b>			

<b>Total Deliverable</b>	<b>34,000</b>	<b>34,000</b>	<b>8,500</b>	<b>13,400</b>	<b>4,900</b>	<b>2</b>	<b>2</b>		On track	Project is progressing well
--------------------------	---------------	---------------	--------------	---------------	--------------	----------	----------	--	----------	-----------------------------

## Capital and Non-Capital Quarterly Status Report Period Ended September 2010

### Status Legend

-  On track  
 Action required  
 Complete

	10/11 Current Budget	Sept Revised Budget	YTD Budget	10/11 YTD Actual	YTD Variance	No. Milestones Scheduled YTD	No. Milestones met YTD	% project complete	Status	September 2010 Comments
Undertake a Best Value Review of Development Assessment process to review assessment process, developers levy and fee processes and make recommendations for improvements to the development control plans and development processes to enable faster assessment Due Date: Jun-11										
<b>Corporate Sustainability</b> 28.11373 - Assessment - Best Value Review	80,000	80,000	10,000	0	(10,000)	0	0	0%		Project commenced with expenditure anticipated in second quarter
<b>Total Corporate Sustainability</b>	<b>80,000</b>	<b>80,000</b>	<b>10,000</b>	<b>0</b>	<b>(10,000)</b>	<b>0</b>	<b>0</b>			
<b>Total Deliverable</b>	<b>80,000</b>	<b>80,000</b>	<b>10,000</b>	<b>0</b>	<b>(10,000)</b>	<b>0</b>	<b>0</b>			<b>Project is progressing well</b>



## Capital and Non-Capital Quarterly Status Report Period Ended September 2010

### Status Legend



On track



Action required



Complete

	10/11 Current Budget	Sept Revised Budget	YTD Budget	10/11 YTD Actual	YTD Variance	No. Milestones Scheduled YTD	No. Milestones met YTD	% project complete	Status	September 2010 Comments
--	----------------------------	---------------------------	------------	---------------------	-----------------	---------------------------------------	------------------------------	-----------------------	--------	-------------------------

## Capital Projects

### Outcome Area: Governance

To gain approval for preferred option for IT Disaster Recovery site and systems      Due Date:      Sep-10

<b>Information Management</b> 24.11419 - Disaster Recovery Site	157,800	157,800	39,450	75,691	36,241	1	1	80%	🟢	Approval obtained for Disaster Recovery (DR) operations and Corporate Storage Network (SAN) expanded further to support DR operations with capacity for next 3 years.
<b>Total Information Management</b>	<b>157,800</b>	<b>157,800</b>	<b>39,450</b>	<b>75,691</b>	<b>36,241</b>	<b>1</b>	<b>1</b>			

<b>Total Deliverable</b>	<b>157,800</b>	<b>157,800</b>	<b>39,450</b>	<b>75,691</b>	<b>36,241</b>	<b>1</b>	<b>1</b>		🟢	<b>Project is progressing well</b>
--------------------------	----------------	----------------	---------------	---------------	---------------	----------	----------	--	---	------------------------------------




To implement all IT capital projects as approved in the 2010/2011 Capital Works Program      Due Date:      Jun-11

<b>Information Management</b> 24.11414 - Upgrade PC/Security-IRM Storage area	10,000	10,000	0	0	0	0	0	0%	🟢	Scheduled for May 2011.
24.11410 - PC Hardware Replacement	35,000	35,000	8,751	14,344	5,593	0	0	0%	🟢	For replacement of unusable existing PCs and therefore is a 'maintenance budget item' relating to capital. There are no milestone events.
24.11412 - O/Head Projectors Replacement	10,000	10,000	10,000	4,130	(5,870)	2	2	100%	🟡	
24.11415 - Network Software Administration	33,200	33,200	0	0	0	0	0	0%	🟢	Scheduled for March 2011.
24.11413 - Mobile Car Printers for Inspection (H&B)	5,000	5,000	0	0	0	0	0	10%	🟢	Scheduled for April 2011.
24.11407 - Library-Public Access PCs (CoR Centre)	30,000	156,559	0	880	880	0	0	1%	🟢	Scheduled for January 2011.
24.11418 - Implement Thin Client Technology	380,000	380,000	0	1,678	1,678	3	3	30%	🟢	Design phase: now at server hardware acquisition and proof-of-concept testing.
24.11409 - High Speed Scanner/OCR matching software	44,000	44,000	0	0	0	0	0	0%	🟢	Scheduled for May 2011.
24.11416 - Expansion of Memory- Storage	45,000	45,000	45,000	43,989	(1,011)	3	3	100%	🟡	
24.11411 - Call Centre Display Boards/headsets	35,000	35,000	0	2,362	2,362	2	1	50%	🟢	Display-board in analysis phase.
24.11408 - AO Scanner/Printer/Plan Copier (PW)	70,000	70,000	70,000	70,700	700	1	1	100%	🟡	
<b>Total Information Management</b>	<b>697,200</b>	<b>823,759</b>	<b>133,751</b>	<b>138,083</b>	<b>4,332</b>	<b>11</b>	<b>10</b>			

<b>Total Deliverable</b>	<b>697,200</b>	<b>823,759</b>	<b>133,751</b>	<b>138,083</b>	<b>4,332</b>	<b>11</b>	<b>10</b>		🟢	<b>Project is progressing well</b>
--------------------------	----------------	----------------	----------------	----------------	--------------	-----------	-----------	--	---	------------------------------------

## Capital and Non-Capital Quarterly Status Report Period Ended September 2010


### Status Legend


-  On track  
 Action required  
 Complete

	10/11 Current Budget	Sept Revised Budget	YTD Budget	10/11 YTD Actual	YTD Variance	No. Milestones Scheduled YTD	No. Milestones met YTD	% project complete	Status	September 2010 Comments
--	----------------------------	---------------------------	------------	---------------------	-----------------	---------------------------------------	------------------------------	-----------------------	--------	-------------------------

To provide an expanded ebusiness capability to enable internal and external customers to conduct business with Council and access information electronically:  
 - Implement S149/603 Certificates with online payment  
 - Implement Online Inquiry  
 - Improve DA Online Application Process

Due Date: Jun-11


Information Management 24.11417 - Lodgement of DAs, Payment options etc	75,000	75,000	0	0	0	0	0	0%		In analysis/planning phase - quote received for Online DA Process.
<b>Total Information Management</b>	<b>75,000</b>	<b>75,000</b>	<b>0</b>	<b>0</b>	<b>0</b>	<b>0</b>	<b>0</b>			

<b>Total Deliverable</b>	<b>75,000</b>	<b>75,000</b>	<b>0</b>	<b>0</b>	<b>0</b>	<b>0</b>	<b>0</b>			<b>Project is in analysis / planning phase.</b>
--------------------------	---------------	---------------	----------	----------	----------	----------	----------	--	---	---

### Other Deliverables

Due Date:

24.11045 - CHRIS 21 Upgrade	0	50,000	0	0	0					
<b>Total</b>	<b>0</b>	<b>50,000</b>	<b>0</b>	<b>0</b>	<b>0</b>	<b>0</b>	<b>0</b>			

<b>Total Deliverable</b>	<b>0</b>	<b>50,000</b>	<b>0</b>	<b>0</b>	<b>0</b>	<b>0</b>	<b>0</b>			
--------------------------	----------	---------------	----------	----------	----------	----------	----------	--	---	--

## Capital and Non-Capital Quarterly Status Report Period Ended September 2010

### Status Legend



On track



Action required



Complete

	10/11 Current Budget	Sept Revised Budget	YTD Budget	10/11 YTD Actual	YTD Variance	No. Milestones Scheduled YTD	No. Milestones met YTD	% project complete	Status	September 2010 Comments
--	----------------------------	---------------------------	------------	---------------------	-----------------	---------------------------------------	------------------------------	-----------------------	--------	-------------------------

## Non - Capital Projects

### Outcome Area: Governance

To develop the Ryde 2030 Community Strategic Plan involving broad engagement to develop a strategic vision for the City which reflects the community vision for the City by June 2011

Due Date: Jun-11

10.11311 - Ryde 2030 Community Strategic Plan	89,985	89,985	0	0	0	1	1	20%	🟢	Extensive staff consultation undertaken to develop Ryde 2021 draft outcomes. Consultation with external stakeholders will occur in quarter two.
<b>Total</b>	<b>89,985</b>	<b>89,985</b>	<b>0</b>	<b>0</b>	<b>0</b>	<b>1</b>	<b>1</b>			

<b>Total Deliverable</b>	<b>89,985</b>	<b>89,985</b>	<b>0</b>	<b>0</b>	<b>0</b>	<b>1</b>	<b>1</b>		🟢	<b>Project is progressing well</b>
--------------------------	---------------	---------------	----------	----------	----------	----------	----------	--	---	------------------------------------

To undertake a Staff Culture Survey for the organisation that provides current state of organisation, areas for future development and appropriate tools for the measurement of values and behaviours




Due Date: Feb-11



<b>Corporate Sustainability</b> 22.11371 - Corporate Training & Development Survey	80,000	80,000	80,000	41,728	(38,272)	1	1	85%	🟢	Cultural survey completed as expected in Quarter One and further analysis of results and actions to be implemented will follow.
<b>Total Corporate Sustainability</b>	<b>80,000</b>	<b>80,000</b>	<b>80,000</b>	<b>41,728</b>	<b>(38,272)</b>	<b>1</b>	<b>1</b>			

<b>Total Deliverable</b>	<b>80,000</b>	<b>80,000</b>	<b>80,000</b>	<b>41,728</b>	<b>(38,272)</b>	<b>1</b>	<b>1</b>		🟢	<b>Project is progressing well</b>
--------------------------	---------------	---------------	---------------	---------------	-----------------	----------	----------	--	---	------------------------------------

### Capital and Non-Capital Quarterly Status Report Period Ended September 2010




**Status Legend**

-  On track  
 Action required  
 Complete

		10/11 Current Budget	Sept Revised Budget	YTD Budget	10/11 YTD Actual	YTD Variance	No. Milestones Scheduled YTD	No. Milestones met YTD	% project complete	Status	September 2010 Comments
Other Deliverables		Due Date:									
<b>Administration</b>											
18.11372 - Advisory Committees Admin support		13,500	13,500	0	0	0	0	0	28%		
<b>Total Administration</b>		<b>13,500</b>	<b>13,500</b>	<b>0</b>	<b>0</b>	<b>0</b>	<b>0</b>	<b>0</b>			
18.11424 - Country Council Partnership		0	10,000	0	0	0					
22.11426 - Contract Administration Training		0	49,500	0	0	0					
<b>Total</b>		<b>0</b>	<b>59,500</b>	<b>0</b>	<b>0</b>	<b>0</b>	<b>0</b>	<b>0</b>			
<b>Total Deliverable</b>		<b>13,500</b>	<b>73,000</b>	<b>0</b>	<b>0</b>	<b>0</b>	<b>0</b>	<b>0</b>			

### Base Budget Quarterly Status Report Period Ended September 2010




#### Status Legend













-  On track  
 Action required  
 Complete

People Project Deliverables	Program	Due Date	Service Unit	No. Milestone Scheduled YTD	No. Milestone met YTD	% project complete	Status	September 2010 Comments
To develop the Community Facilities plan to identify specific types of facilities for specific locations including indicative costings for inclusion in the 10 year financial plan	Community Facilities	Jun-11	Community & Culture	1	1	100%		Consulted project participants. Three community facilities identified for research. Consultation with other Councils. Brief finalised. Facility Models researched.
To develop a Cultural Facilities Plan to identify an appropriate location, type of facility and indicative costings	Arts & Culture	Dec-10	Community & Culture	1	1	100%		Requests for quotations received October 2010. Requests for Quotations review panel convened for October 2010.
To review the operations of the Community and Culture Service Unit to identify how the unit complements the Ryde 2030 Outcomes Model	Community Development	Jun-11	Community & Culture	1	1	100%		Stage one (Team workshops and SWOT) and Stage Two (Team development) complete. Research commenced for Stage 3 (Community development model research) and Stage Four (Operating model research).
To develop alternative business models for Brush Farm House	Arts & Culture	Dec-10	Group Manager Community Life	2	2	40%		The project is on track.
Investigate operating models for ELS Hall	Sports & Recreation	Dec-10	Group Manager Community Life	2	2	33%		Expression of Interest to be advertised starting 16 October 2010 seeking management options. Advertised in Sydney Morning Herald, Northern District Times, TWT & City View
Develop a Library Technology Plan that outlines the potential for emerging technologies	Libraries	Jun-11	Library	0	0	0%		Underway and on track. Assessment of current technology due in November 2010. No deliverables due in 1st quarter.
To implement the Bushland Plan of Management undertaking regeneration of 20 identified sites	Environment	Jun-11	Open Space	20	20	25%		All park contracts have been prepared following Councillor workshop.
To complete a 'Best Value Review' of the Sporting policies and procedures and maintenance arrangements for all community sporting facilities to ensure equitable/affordable access for users to sporting facilities	Sports & Recreation	Mar-11	Open Space	1	1	10%		Challenge Committee has been formed and project brief finalised for approval to distribute.
To review current Tree Management processes and procedures to comply with the requirements of the LEP/DCP 2008	Trees and Tree Management	Dec-10	Open Space	2	2	10%		Tree management approval process adheres to the new Development Control Plan (DCP). Applications forms are now being modified.
Investigate the feasibility of a 'Wave Rider' for the Ryde Aquatic Leisure Centre	Leisure	Jun-11	Ryde Aquatic Leisure Centre	1	1	10%		Preliminary discussion conducted with Parks Asset team, Works team for indicative costs. Viability of survey to be conducted
To develop a corporate branding strategy for the City of Ryde to promote dialogue with residents and partners to improve the visibility of Council services	Marketing & Communications	Sep-10	Community Relations	8	6	50%		Two deliverables returned to consultant for further development to increase alignment with the 2021 Community Strategic Plan. Expected completion in quarter two.

### Base Budget Quarterly Status Report Period Ended September 2010




#### Status Legend










-  On track  
 Action required  
 Complete

Assets Project Deliverables	Program	Due Date	Service Unit	No. Milestone Scheduled YTD	No. Milestone met YTD	% project complete	Status	September 2010 Comments
To finalise Council's Public Domain Standard Technical Specifications and Drawings Document to guide Town Centre renewal program	Town Centres	Mar-11	Access	0	0	5%		Programmed to start in Quarter Two
To review the Road Hierarchy MasterPlan to bring the document and traffic data up-to-date	Roads	Jun-11	Access	0	0	10%		Report due for Council November 2010
To review Service Level agreements for the delivery of Cycleway, Footpath, Roads, Bridges & Seawalls programs	Roads	Sep-10	Access	0	0	5%		Programmed for review scheduled to commence in quarter two once new Group Manager starts.
To complete the Macquarie Park Floodplain Management Plan for adoption by Council	Catchment Management	Jun-11	Catchments & Assets	5	5	90%		Draft report finalised
To undertake a review of the Catchment Management Strategy to bring the document and action plan up-to-date	Catchment Management	Jun-11	Catchments & Assets	0	0	0%		Current document under review
To review Service Level agreements for the delivery of Catchment and Parks Assets programs	Parks	Sep-10	Catchments & Assets	0	0	10%		Program to continue in quarter two once new Group Manager starts
To develop a Service Level Agreement for Fleet and Mechanical Workshop including internal customer service guarantee	Fleet	Jun-11	Waste & Fleet	2	2	100%		Drafts being completed
To undertake a Biodiesel trial on selected Council trucks and plant to determine if it is beneficial to extend over the whole heavy vehicle fleet	Fleet	Dec-10	Waste & Fleet	2	2	100%		Biodiesel Trial completed
To review Council's waste strategy including investigation of alternate waste technologies	Waste	Dec-10	Waste & Fleet	1	1	100%		Review and workshop with Councillors on hold until further information from Dept Environment Climate Change and Water re: suitable Alternative Waste Technology processes are available.
To develop and establish a facilities management program of all assets to ensure risk, compliance, statutory items are addressed in a timely manner	Buildings & Property	Jun-11	Buildings	0	0	0%		Documentation scheduled to commence in Quarter Three
To develop a staff accommodation plan to inform how to best provide Council's civic and operational functions in the mid to long term	Buildings & Property	Jun-11	Buildings	0	0	0%		Awaiting appointment of Development Director - aligns with Civic Precinct Development
To deliver the yearly maintenance program for Access, Catchments, Parks and Buildings within budget and in accordance with Service Level Agreements	Operations	Jun-11	Operations	1	1	25%		Maintenance program is progressing in accordance with Service Level Agreements.

### Base Budget Quarterly Status Report Period Ended September 2010




#### Status Legend














-  On track  
 Action required  
 Complete

Environment Project Deliverables	Program	Due Date	Service Unit	No. Milestone Scheduled YTD	No. Milestone met YTD	% project complete	Status	September 2010 Comments
Undertake a Best Value Review of Development Assessment process to review assessment process, developers levy and fee processes and make recommendations for improvements to the development control plans and development processes to enable faster assessment	Development Assessment	Jun-11	Assessment	0	0	0%		Project commenced with expenditure anticipated in second quarter.
Implement a campaign to promote the services and products of the Building and Development Advisory Service	Customer Service	Jun-11	Urban Planning	3	2	20%		No deliverables have been set for this item. Web material updated and 2 information sessions held. No information sheet prepared.
Implement priority actions within the Economic Development Strategy to deliver actions and services to support local businesses and assist in creating a strong local economy	Economic Development	Jun-11	Urban Planning	0	0	0%		No deliverables have been set for this item. This program will be starting with the employment of the Economic Development Manager in late November 2010.
Key sections of Development Control Plan 2010 including the sections on the parking controls and dwelling houses are reviewed, publicly exhibited and reported to Council for consideration	Strategic Planning	Jun-11	Urban Planning	0	0	0%		The review of the DCP elements will commence in October 2010
To implement Boarding House Enforcement Project to reduce the number of unauthorised boarding houses	Development Compliance	Mar-11	Environmental Health	4	4	40%		Community engagement and training has commenced
To implement the Brothel investigation project to ensure compliance with development control plans	Development Compliance	Jun-11	Environmental Health	5	3	60%		Closure of three known brothels. Legal action commenced on two others.
Renew the Ryde Greenhouse Gas Mitigation Plan to meet or exceed local mitigation targets and develop adaptation strategies to manage the local risks and impacts of climate change	Climate Change	Jun-11	Environment	2	2	25%		The project is on track.
Complete Ryde Energy Saving Action Plan for the RALC targeting a reduction of at least 10% in energy consumption from the base-year 2003/04 by 2011/12	Water and Energy Conservation	Jun-11	Environment	1	1	25%		The project is on track.
Implement 5 Star Every Drop Counts action plan for organisation to reduce water consumption by 15% below 2003/04 baseline year by improving metering, monitoring and control systems	Water and Energy Conservation	Jun-11	Environment	4	4	25%		The project is on track.

## Base Budget Quarterly Status Report Period Ended September 2010

### Status Legend




-  On track  
 Action required  
 Complete








Governance Project Deliverables	Program	Due Date	Service Unit	No. Milestone Scheduled YTD	No. Milestone met YTD	% project complete	Status	September 2010 Comments
To develop a suite of Strategic and Corporate Key Performance Indicators across the organisation aligned to the Ryde 2030 Community Strategic Plan Outcomes and support Council's internal and external reporting needs	Governance	May-11	Strategy & Projects	0	0	0%		Project planned to commence in quarter two.
To develop in consultation with Group Managers and Service Units Managers a relevant set of delegations and accountabilities	Governance	Jun-11	Strategy & Projects	0	0	0%		Service and corporate accountabilities drafted. Delegations on hold until the structural definitions of staff are confirmed.
To develop and adopt an Outcomes Framework across the organisation that aligns to Ryde 2030 Community Strategic Plan	Organisational Development	Nov-10	Strategy & Projects	0	0	0%		Outcomes Framework being drafted.
To develop a Four Year Delivery Program that reflects the outcomes of the Ryde 2030 Community Strategic Plan with appropriate internal and external consultation	Strategic Planning	Jun-11	Strategy & Projects	0	0	0%		Four Year Delivery program to commence in quarter two, after Ryde 2021 outcomes, goals and strategies are finalised.
To review the Best Value Framework methodology and train Service Unit Managers undertaking a Best Value Review and identify the 2011/2012 program in consultation with the audit plan	Strategic Planning	Dec-10	Strategy & Projects	1	0	40%		Met and reviewed project plans for current Best Value Reviews planned for this year. Delay on reviewing methodology due to prioritisation of Ryde 2021 and Annual Report.
To review current customer service delivery and develop a new Customer Service Strategy, policies, accountabilities, procedures and report types for improvement to Council's customer contact	Customer Service	Dec-10	Customer Service	0	0	0%		Project Manager will be the Manager Customer Services - commencing November 2010
To develop and implement customer satisfaction feedback mechanisms focused on customer services and service requests	Customer Service	Mar-11	Customer Service	0	0	0%		Project Manager will be the Manager Customer Services - commencing November 2010
To establish the self service customer service function at the new City of Ryde Library and Customer Service centre	Customer Service	May-11	Customer Service	3	3	100%		Estimated opening date of the Planning & Business Centre has been delayed until April 2011. Operational and design requirements for the Unit have been detailed.
To undertake a review of Council's Investment Policy, in line with the new Guidelines issued by the Department of Local Government	Financial Management	Oct-10	Finance	1	1	100%		Adopted by Council at September Council meeting.
To update and realign Council's Long Term Financial Plan that supports Council's Resourcing Strategy for the Ryde 2030 Community Strategic Plan	Financial Management	Jun-11	Finance	4	1	25%		New Long Term Financial Plan software purchased as interim measure. On track for first draft by November 2010
To develop support systems to ensure a consistent standard of secretarial support is provided for all Council Advisory Committees	Community Engagement	Jun-11	Governance	3	0	28%		The project is on track.
To establish Corporate Governance system to manage all registers and report on all legislative deadlines across the organisation to ensure compliance	Governance	Aug-10	Governance	4	1	100%		A system has been developed and is being implemented across the organisation
To re-design the Council report format in consultation with Executive Team, staff and Councillors and co-ordinate relevant training to key users on the report format and report writing techniques	Governance	Dec-10	Governance	2	0	33%		The project is on track.



### Base Budget Quarterly Status Report Period Ended September 2010

#### Status Legend

-  On track  
 Action required  
 Complete

Governance Project Deliverables		Program	Due Date	Service Unit	No. Milestone Scheduled YTD	No. Milestone met YTD	% project complete	Status	September 2010 Comments
To implement an appropriate corporate wide approach to training that includes refresher training, mentoring program and a women's development program		Human Resources	Sep-10	Human Resources	1	0	70%		Corporate Wide approach is in place, budget centralised in HR and all organisation wide training identified scoped and planned (including sourcing and costs). Women's development opportunities are available however plan for future and further opportunities are still to be formulated. Approach will be articulated in December 2010.
To develop a leadership training plan for all managers/supervisors. Plan to include Managing for Performance, Project Management, Budget Management and Contract/Procurement		Human Resources	Oct-10	Human Resources	1	1	70%		The Leadership Training program forms part of corporate wide approach above. This year 45 staff in positions of supervision/Manager are enrolled and participating in Diplomas of Management and Project Management. Training for budget, contract and procurement management are scheduled.
To develop the City of Ryde's Workforce Plan that reflects the outcomes of the Ryde 2030 Community Strategic Plan with appropriate internal and external consultation		Strategic Planning	Mar-11	Human Resources	1	0	25%		The Workforce Plan cannot be developed until the strategic directions and priorities have been confirmed. This is expected early in 2011. The Workforce plan will therefore be developed during February, March 2011. Completion expected April 2011.
To deliver the Internal Audit plan and report to Audit Committee		Internal Audit	Jun-11	Risk & Audit	1	1	20%		First quarter progress reported to Audit Committee on 18 Oct 2010. Plan delivery generally on target
To review and revise Council's existing procurement framework and establish (where required) new procedural documents and processes		Procurement	Jun-11	Risk & Audit	1	0	0%		Preliminary work commenced - identifying specific procurement requirements and issues for the organisation.
To implement the Enterprise Risk Management strategy including 50% rollout throughout the organisation		Risk Management	Jun-11	Risk & Audit	0	0	0%		Rollout deferred until 2011/2012 to allow for other organisational change programs to be embedded.
To develop a claims database for the recording of insurance claims and incidents		Risk Management	Jun-11	Risk & Audit	1	1	90%		Database operational and in use, need to link in to visual (mapping) database.

Natural Account	Description	10/11 Opening Balance	Budget To Reserve	Budget From Reserve	10/11 Budget Result	Review To Reserve	Review From Reserve	10/11 Review Result
<b>93001 - Internally Restricted Revenues</b>								
8302	Voluntary Planning Agreement Reserve	138,777.27	1,250,000.00	-1,400,000.00	-11,222.73			-11,222.73
8304	Asset Replacement Reserve	1,420,949.98	1,050,000.00	-1,895,000.00	575,949.98	300,000.00	-50,000.00	825,949.98
8305	Plant Replacement Reserve	615,126.60		-208,575.54	406,551.06			406,551.06
8306	Ryde Aquatic Leisure Centre Reserve	3,066,413.52	3,775,419.87	-3,976,385.74	2,865,447.65			2,865,447.65
8307	Financial Security Reserve	140,343.41			140,343.41	301,000.00		441,343.41
8309	Council Election Reserve	435,284.70			435,284.70			435,284.70
8311	Investment Property Reserve	17,320,369.43			17,320,369.43	973,751.00		18,294,120.43
8312	Civic Precinct Redevelopment Reserve	7,978,582.23		-4,240,000.00	3,738,582.23			3,738,582.23
8314	Carryover Works Reserve	7,617,918.50		-3,441,744.00	4,176,174.50		-1,417,127.00	2,759,047.50
8318	Porters Creek Reserve	199,348.89			199,348.89			199,348.89
8319	Insurance Fluctuation Reserve	150,000.00			150,000.00			150,000.00
<b>Total Internally Restricted Revenues</b>		<b>39,083,114.53</b>	<b>6,075,419.87</b>	<b>-15,161,705.28</b>	<b>29,996,829.12</b>	<b>1,574,751.00</b>	<b>-1,467,127.00</b>	<b>30,104,453.12</b>
<b>93002 - Internally Restricted Liabilities</b>								
8326	West Ryde Child Care Centre Reserve	202,745.17	9,249.00		211,994.17			211,994.17
8327	Employee Leave Entitlements Reserve	2,221,900.01	60,000.00		2,281,900.01			2,281,900.01
8328	Refundable Deposits Reserves	7,502,552.55	20,000.00		7,522,552.55			7,522,552.55
<b>Total Internally Restricted Liabilities</b>		<b>9,927,197.73</b>	<b>89,249.00</b>		<b>10,016,446.73</b>			<b>10,016,446.73</b>
<b>93003 - Section 94 Contribution Reserves</b>								
8351	Community & Cultural Facilities Reserve	18,454.02	323,000.00	-1,050,000.00	-708,545.98			-708,545.98
8352	Open Space & Recreation Facilities Reserve	-3,664,059.37	1,402,000.00	-650,000.00	-2,912,059.37			-2,912,059.37
8353	Roads & Traffic Management Facilities Reserve	-900,443.90	159,000.00		-741,443.90			-741,443.90
8354	Stormwater Management Facilities Reserve	5,677,508.09	168,900.00	-54,000.00	5,792,408.09			5,792,408.09
8355	Section 94 Plan Administration Reserve	432,822.81	16,000.00	-10,000.00	438,822.81			438,822.81
<b>Total Section 94 Contribution Reserves</b>		<b>1,564,281.65</b>	<b>2,068,900.00</b>	<b>-1,764,000.00</b>	<b>1,869,181.65</b>			<b>1,869,181.65</b>
<b>93004 - Other External Restrictions</b>								
8376	Domestic Waste Management Reserve	3,337,890.01	12,895,370.00	-12,452,604.20	3,780,655.81			3,780,655.81
8377	External Drainage Works Contribution Reserve	124,534.42	24,000.00	-64,627.00	83,907.42			83,907.42
8378	Macquarie Park Corridor Special Rate Reserve	412,693.47	1,176,800.00	-1,020,000.00	569,493.47			569,493.47
8379	Stormwater Management Service Charge Reserve	14,449.82	965,600.00	-970,000.00	10,049.82			10,049.82
<b>Total Other External Restrictions</b>		<b>3,889,567.72</b>	<b>15,061,770.00</b>	<b>-14,507,231.20</b>	<b>4,444,106.52</b>			<b>4,444,106.52</b>
<b>93005 - Unexpended Grants Reserves</b>								
8401	U/Exp Grant - Home Modification & Maintenance	179,365.22			179,365.22			179,365.22
8402	U/Exp Grant - Youth Council	2,500.00			2,500.00			2,500.00
8403	U/Exp Grant - Volunteer Referral Agency	10,727.68			10,727.68			10,727.68
8404	U/Exp Grant - Library Local Priority	18,472.00		-18,472.00				
8405	U/Exp Grant - Literacy Links							
8406	U/Exp Grant - Catchments Connections Administration	193,404.00		-8,775.00	184,629.00		-184,629.00	
8407	U/Exp Grant - Dunbar Park Wetland - Plan of Management	770.00		-770.00				
8408	U/Exp Grant - Urban Sustain Program - Looking Glass Bay	49,563.00			49,563.00			49,563.00
8409	U/Exp Grant - Consolidated LEP for Ryde	24,654.55		-16,554.55	8,100.00			8,100.00
8410	U/Exp Grant - Santa Rosa Park - Creek Rehabilitation	127,273.00			127,273.00			127,273.00
8411	U/Exp Grant - Firebreaks							
8412	U/Exp Grant - Booth Reserve - 2008							
8413	U/Exp Grant - Sydney North/SydneyWest Tussock Paspalum	8,907.95			8,907.95			8,907.95
8414	U/Exp Grant - Ryde Community & Sport Centre - ELS Hall Par	1,436,220.00			1,436,220.00		-1,436,220.00	
8415	U/Exp Grant - Buffalo Creek - (SQID)	18,778.31			18,778.31			18,778.31
8416	U/Exp Grant - Financial Assistance Grants	488,034.00			488,034.00		-488,034.00	
8417	U/Exp Grant - Road Services Unit Management	187,462.00			187,462.00		-187,462.00	
8418	U/Exp Grant - Macquarie Park Master Plan	11,000.00			11,000.00			11,000.00
8419	U/Exp Grant - Sydney Water Business Audit Program	72,689.72			72,689.72			72,689.72
8420	U/Exp Grant - Booth Reserve - 2009	9,306.77			9,306.77			9,306.77
8421	U/Exp Grant - Garden Competition	1,825.08			1,825.08			1,825.08
8422	U/Exp Grant - Bus Shelter Contribution	53,450.00		-53,450.00				
8423	U/Exp Grant - Netball Courts	147,000.00		-147,000.00				
8424	U/Exp Grant - Library Books	90,000.00		-90,000.00				
8425	U/Exp Grant - RTA - Pittwater Road	37,463.00		-37,463.00				
8426	U/Exp Grant - Noxious Weeds Management	12,617.00		-12,617.00				
8427	U/Exp Grant - Rivers to Rivers Corridor	57,189.00		-57,189.00				
8428	U/Exp Grant - Cutler Parade	604.85			604.85			604.85
8429	U/Exp Grant - NSW Sport Regrading & Levelling	25,500.00			25,500.00		-25,500.00	
8431	U/Exp Grant - RTA Andrew St Slow points	5,100.00			5,100.00			5,100.00
8432	U/Exp Grant - Eastwood Floodplain Risk	18,158.88			18,158.88			18,158.88
8433	U/Exp Grant - Liberty Swing Dunbar Park	7,848.13			7,848.13			7,848.13
8434	U/Exp Grant - Sport Development Program	542.76			542.76			542.76
<b>Total Unexpended Grants Reserves</b>		<b>3,296,426.90</b>		<b>-442,290.55</b>	<b>2,854,136.35</b>		<b>-2,321,845.00</b>	<b>532,291.35</b>
<b>TOTAL RESERVES</b>		<b>57,760,588.53</b>	<b>23,295,338.87</b>	<b>-31,875,227.03</b>	<b>49,180,700.37</b>	<b>1,574,751.00</b>	<b>-3,788,972.00</b>	<b>46,966,479.37</b>

# City of Ryde - 2010/2011 Quarterly Changes Report

				Approved Budget 2010/2011 (\$'000)	Actual 2010/2011 (\$'000)	Proposed Changes 2010/2011 (\$'000)	Comments
--	--	--	--	---	---------------------------------	--	----------

## Assets

### 942 - Buildings & Property

5611218	Sale of Assets	Cap Inc		(973,751)	(973,751)	Proceeds from Sale of Scout Hall - 91-93 Wharf Road
5620017	Ryde Community & Sport Centre - ELS Hall Park	Cap Inc	(1,200,000)		1,200,000	Grants received in 2009/2010, none to be received this year
5620017	Ryde Community & Sport Centre - ELS Hall Park	Cap Exp	2,270,000		1,628,220	Bringing forward the remaining amount of project unspent in prior years
5620017	Ryde Community & Sport Centre - ELS Hall Park	From Res			(1,392,000)	Carryover funds allowed for works to be completed in 2010/2011
5620017	Ryde Community & Sport Centre - ELS Hall Park	From Res			(1,436,220)	The balance of the unexpended grants for the project
5611218	Sale of Assets	To Res			973,751	Transfer to Reserves- Proceeds from Sale of Scout Hall - 91-93 Wharf Road
Total 942 - Buildings & Property						

### 943 - Access

4710001	Road Services Unit Management	Op Inc	(770,000)	(150,290)	187,462	Reduction of Financial Assistance Grant, due to prepayment made in June 2010, offset by transfer from unexpended grant.
4724271	SUP Lane Cove Road (between Epping Road and Paul Street)	Cap Inc			(34,000)	Additional grant funding from RTA (\$34,000)
4724273	Bike Route - RR05 Pittwater Road	Cap Inc	(100,000)		100,000	Grant application unsuccessful, removal of grant from budget.
4724275	Epping Rd-Stage 1 (Wicks Rd to No. 84 Epping Rd)	Cap Inc			(82,000)	Additional grant funding from RTA (\$82,000)
4724276	Epping Rd-Stage 2 (No. 84 - No. 110 Epping Rd)	Cap Inc			(80,000)	Additional grant funding from RTA (\$80,000)
4724277	Epping Rd-Stage 3 (No. 110 Epping Rd To Lane Cove Rd)	Cap Inc			(72,000)	Additional grant funding from RTA (\$72,000)
4724278	North Ryde to MQ University Bicycle&Pedestrian shared Path	Cap Inc			(1,000,000)	Additional grant funding from RTA (\$1,000,000)
4724279	Cycleways/Blaxland Rd at Anzac Ave-Mid Block Traffic Control	Cap Inc			(10,000)	Additional grant funding from RTA (\$5,000)
4724269	Bike Locker Structure - Eastwood station	Cap Exp	55,000		(55,000)	Deferred as per COW resolution 21Sept 10 to accommodate new Epping Rd Cycleway projects

APPENDIX D

## City of Ryde - 2010/2011 Quarterly Changes Report

			Approved Budget 2010/2011 (\$'000)	Actual 2010/2011 (\$'000)	Proposed Changes 2010/2011 (\$'000)	Comments
4724273	Bike Route - RR05 Pittwater Road	Cap Exp	200,000		(200,000)	Deferred as per COW resolution 21Sept 10 to accommodate new Epping Rd Cycleway projects
4724275	Epping Rd-Stage 1 (Wicks Rd to No. 84 Epping Rd)	Cap Exp			164,000	50:50 funding, Council with RTA as per COW report (21Sept 10) on new Epping Rd Cycleway projects
4724276	Epping Rd-Stage 2 (No. 84 - No. 110 Epping Rd)	Cap Exp			160,000	50:50 funding, Council with RTA as per COW report (21Sept 10) on new Epping Rd Cycleway projects
4724277	Epping Rd-Stage 3 (No. 110 Epping Rd To Lane Cove Rd)	Cap Exp			144,000	50:50 funding, Council with RTA as per COW report (21Sept 10) on new Epping Rd Cycleway projects
4724278	North Ryde to MQ University Bicycle&Pedestrian shared Path	Cap Exp			1,000,000	Additional grant funding from RTA (\$1,000,000) as per COW report (21Sept 10) on new Epping Rd Cycleway projects
4724279	Cycleways/Blaxland Rd at Anzac Ave-Mid Block Traffic Control	Cap Exp			20,000	50:50 funding, Council with RTA as per COW report (21Sept 10) on new Epping Rd Cycleway projects
4710001	Road Services Unit Management	From Res			(187,462)	Transfer of unexpended Financial Assistance Grant funds received in advance.
Total 943 - Access					55,000	

### 944 - Stormwater and Park Assets Unit

5310309	Buffalo & Kitty's Creek Floodplain Risk Management Study & P	Op Inc	(80,000)		80,000	Grant application unsuccessful, removal of grant from budget.
5310310	Parramatta River Catchments Floodplain Risk Management Study	Op Inc	(80,000)		30,000	Grant application unsuccessful, removal of grant from budget.
5310309	Buffalo & Kitty's Creek Floodplain Risk Management Study & P	Op Exp	120,000		(120,000)	Grant application unsuccessful, removal of works from budget, General Revenue saving reallocated to Eastwood & Terry's Creek Floodplain Management Plan
5310310	Parramatta River Catchments Floodplain Risk Management Study	Op Exp	120,000		(30,000)	Expenditure budget reduced to Council funds only, grant application not approved.
5321028	Eastwood & Terry's Creek Floodplain Mgt Plan	Cap Exp	200,000		40,000	Reallocation of General Revenue funds from unsuccessful grant application for Buffalo & Kitty's Creeek.
Total 944 - Stormwater and Park Assets Unit						
Total Assets					55,000	

# City of Ryde - 2010/2011 Quarterly Changes Report

			<i>Approved Budget 2010/2011 (\$'000)</i>	<i>Actual 2010/2011 (\$'000)</i>	<i>Proposed Changes 2010/2011 (\$'000)</i>	<i>Comments</i>
--	--	--	---	--	--	-----------------

## Environment

### 931 - Health & Building

3511001	Building & Land Use Enforcement Administration	Op Inc	(20,000)	(30,500)	(20,000)	Additional revenue from greater enforcement
3511123	Health & Buidling Administration	Op Exp		1,555	2,000	Conference costs missed from original budget
Total 931 - Health & Building					(18,000)	

### 932 - Regulation

3911156	Macquarie Park Parking Scheme	Op Inc	(2,000)	(8,317)	(6,317)	Additional revenue from additional permits
Total 932 - Regulation					(6,317)	

### 935 - Environment

8411036	Catchment Connections Project	NCP Exp	25,000	1,360	135,854	Completion of works relating to the unexpended grant, covered by a transfer from reserve
8411036	Catchment Connections Project	NCP Exp	3,000		6,000	Completion of works relating to the unexpended grant, covered by a transfer from reserve
8411036	Catchment Connections Project	NCP Exp	2,000	1,350	16,000	Completion of works relating to the unexpended grant, covered by a transfer from reserve
8411036	Catchment Connections Project	NCP Exp	250		1,500	Completion of works relating to the unexpended grant, covered by a transfer from reserve
8411036	Catchment Connections Project	From Res	(8,775)		(159,354)	Transfer of unexpended grant from reserve for completion of the works.
Total 935 - Environment						

Total Environment					(24,317)	
-------------------	--	--	--	--	----------	--

APPENDIX D

# City of Ryde - 2010/2011 Quarterly Changes Report

			Approved Budget 2010/2011 (\$'000)	Actual 2010/2011 (\$'000)	Proposed Changes 2010/2011 (\$'000)	Comments
--	--	--	---	---------------------------------	--	----------

## Governance

### 911 - Strategy & Projects

1011234	Strategic Unit	Op Exp	512,240	92,493	(199,239)	Transfer of the Costs for Legal Counsel from General Manager's Office to the Group Manager Corporate Services.
Total 911 - Strategy & Projects					(199,239)	

### 920 - Corporate Services

1011390	Boarding House Project	Op Exp		6,364	40,000	Additional Legal Costs - Legal Boarding
1111001	Corporate Services Administration	Op Exp	540,291	89,165	40,689	Net affect of the transfer in of the costs for the Legal Counsel from General Manager's Office and the transfer out of the Manager Compliance to the Information Technology Service Unit.
Total 920 - Corporate Services					80,689	

### 921 - Human Resources

2211426	Contract Administration Training	NCP Exp			49,500	Move the budget for Contract Administration Training from Risk & Audit to HR as part of the centralised budget.
2211426	Contract Administration Training	From Res			(49,500)	Transfer from the carryover works reserve, that covers the additional training costs for Contract Administration.
Total 921 - Human Resources						

### 923 - Councillor Support

1811001	Council / Councillor Services Administration	Op Exp	70,000	3,361	(10,000)	Savings transferred to Mayoral Events Budget provision
1811162	Mayor & Councillors	Op Exp		1,158	1,000	Cost of couriering of Council Business Papers
1811162	Mayor & Councillors	Op Exp	35,000	11,184	(10,000)	Savings transferred to Mayoral Events Budget provision
1811162	Mayor & Councillors	Op Exp	4,000	2,431	(1,000)	Savings identified to cover the costs of couriering Council Business Papers
1811425	Mayoral Events	Op Exp			20,000	Savings identified within Service Unit for Mayoral Events.

APPENDIX D

# City of Ryde - 2010/2011 Quarterly Changes Report

			Approved Budget 2010/2011 (\$'000)	Actual 2010/2011 (\$'000)	Proposed Changes 2010/2011 (\$'000)	Comments
1811424	Country Council Partnership	NCP Exp			10,000	Council Resolution 10/8/10 - non-capital project
Total 923 - Councillor Support					10,000	

## 925 - Risk & Audit

1611135	Insurance Premiums	Op Exp	40,000		(40,000)	Correct budget allocation within Service Unit
1611135	Insurance Premiums	Op Exp	429,500	332,500	(54,500)	Transfer cost of training for Contract Administration to HR as a centralised cost, funds were carried over from 2009/10.
1611211	Risk Management	Op Exp		2,958	40,000	Correct budget allocation within Service Unit
1611211	Risk Management	Op Exp		3,218	5,000	Correct budget allocation within Service Unit
1611135	Insurance Premiums	From Res	(49,500)		49,500	Transfer cost of training for Contract Administration to HR as a centralised cost, funds were carried over from 2009/10.
Total 925 - Risk & Audit						

## 926 - Financial Services

1211142	Investment Income	Op Inc	(68,900)	(294,102)	(500,105)	Additional investment income
1211142	Investment Income	Op Inc		(301,000)	(301,000)	Proceeds of the sale of Flinders CDO Investment, to be transferred to Financial Security Reserve
1311110	Financial Assistance Grant	Op Inc	(1,977,000)	(390,329)	488,034	Reduction of Financial Assistance Grant, due to prepayment made in June 2010, offset by transfer from unexpended grant.
1311217	S611 Annual Charges	Op Inc	(44,700)		44,700	Section 611 (leases for pipe etc in public places) were duplicated in the original budget.
1211001	Finance Administration	Op Exp		1,000	1,000	Cost for purchasing Long Term Financial Plan modelling spreadsheets
1211001	Finance Administration	Op Exp		3,494	1,000	Additional costs associated with staff vacancies
1211001	Finance Administration	Op Exp	879,112	209,304	(12,000)	Savings on staff costs due to staff vacancies
1211001	Finance Administration	Op Exp	12,500	15,483	10,000	Additional costs associated with staff vacancies and the completion of the financial statements
1311110	Financial Assistance Grant	From Res			(488,034)	Transfer of unexpended Financial Assistance Grant funds received in advance.

APPENDIX D

## City of Ryde - 2010/2011 Quarterly Changes Report

			Approved Budget 2010/2011 (\$'000)	Actual 2010/2011 (\$'000)	Proposed Changes 2010/2011 (\$'000)	Comments
1211109	Finance Controlled Items	To Res	1,050,000		300,000	Transfer of additional investment income to the Asset Replacement Reserve
1211142	Investment Income	To Res			301,000	Transfer of the proceeds from the sale of the Flinders CDO Investment to the Financial Security Reserve.
Total 926 - Financial Services					(155,405)	

### 927 - Information Management

2411001	Information Technology Services Administration	Op Exp	772,201	214,036	158,550	Transfer in of the costs associated with the Manager of Compliance.
2411029	CadCorp	Op Exp	27,000	22,759	(4,000)	Savings due to licence reduction
2411051	CLASS	Op Exp	10,000	8,523	(1,400)	Savings due to licence reduction
2411119	GTMP	Op Exp	5,000	8,637	4,000	Licence volume to remain at 60, increased cost due to an other technical initiative (VPN via Optus)
2411157	MailMarshall	Op Exp	6,000	4,501	(1,000)	Savings due to licence reduction
2411166	Microsoft	Op Exp	295,000	267,806	(27,000)	Savings due to licence reduction
2411225	Smartsend	Op Exp	2,000	8,438	7,000	Licence enhancement to IGA 2.0 software replacing SmartSend by FujiXerox.
2411241	Telecommunications - Data Lines	Op Exp	393,800	60,162	13,000	ISP project delay resulted in contractual 60 days of dual ISP Verizon
2411293	MappInfo	Op Exp			750	New licence software for Public Works
2411367	Info Technology Svcs eBusiness External Support	Op Exp	6,000		300	New licence software for Public Works
2411406	InfoMaster	Op Exp			25,000	Costs for licensing missed during budget process
2411423	REN - SELECT	Op Exp		800	810	New licence subscription for Health & Building
2511001	Records Management Administration	Op Exp	40,000	14,806	26,000	Monthly average is \$5,000 and set to increase to \$5,000 as paper storage increases.
2411045	CHRIS 21 Upgrade	Cap Exp			50,000	Costs associated with the implementation of the Chris21 Kiosk (Human Resources software)
2411407	Library-Public Access PCs (CoR Centre)	Cap Exp	30,000		126,559	Transfer of funds from Top Ryde City project for Library fitout of computer equipment

APPENDIX D



City of Ryde - 2010/2011 Quarterly Changes Report

		Approved Budget 2010/2011 (\$'000)	Actual 2010/2011 (\$'000)	Proposed Changes 2010/2011 (\$'000)	Comments
2411045	CHRIS 21 Upgrade	From Res		(50,000)	Transfer from reserve to cover the costs associated with the implementation of Chris21 Kiosk.
Total 927 - Information Management				328,569	
Total Governance				64,614	

# City of Ryde - 2010/2011 Quarterly Changes Report

			<i>Approved Budget 2010/2011 (\$'000)</i>	<i>Actual 2010/2011 (\$'000)</i>	<i>Proposed Changes 2010/2011 (\$'000)</i>	<i>Comments</i>
--	--	--	---	--	--	-----------------

## People

### 941 - Operations

4510122	Natural Areas OPEX	Op Exp	50,000	774	(30,000)	Transfer of buget for Natural Areas from Operations to Open Space.
<b>Total 941 - Operations</b>					<b>(30,000)</b>	

### 942 - Buildings & Property

5520029	City of Ryde (COR) Centre - Design & Fitout	Cap Exp	4,444,235		(126,559)	Transfer of funds to Information Technology for Library fitout of computer equipment
<b>Total 942 - Buildings &amp; Property</b>					<b>(126,559)</b>	

### 951 - Parks

7411078	Denistone Park	Op Exp		2,438	5,000	Additional costs within Denistone Park, funded from savings at Glades Bay Park
7411115	Glades Bay Park	Op Exp	15,000		(5,000)	Savings identified to cover additional costs at Denistone Park.
7411401	Natural Areas Project - Transferred from PW (trees)	Op Exp			30,000	Transfer of budget for Natural Areas from Operations to Open Space
5422010	Playing Field Lighting Upgrade (ESD, POT p.58)	Cap Inc			(35,000)	Additional grant funding from NSW Sports & Recreation Facility Grant Program (\$35,000) for playing field lighting.
5422021	Playground Upgrades/Shade and Fencing (POT p.61)	Cap Inc	(50,000)		50,000	Grant application unsuccessful, removal of grant from budget.
5422008	Playing Fields Remediation (POT p.60)	Cap Exp	100,000		25,500	Additional grant funding from NSW Sport & Recreation 2008-09 Capital Assistance grant (\$25,500) for improvement work on
5422010	Playing Field Lighting Upgrade (ESD, POT p.58)	Cap Exp	256,688		35,000	Additional grant funding from NSW Sports & Recreation Facility Grant Program (\$35,000) for playing field lighting.
5422021	Playground Upgrades/Shade and Fencing (POT p.61)	Cap Exp	200,000		(50,000)	Grant application unsuccessful, removal of expenditure from budget.
5422008	Playing Fields Remediation (POT p.60)	From Res			(25,500)	Additional grant funding from NSW Sport & Recreation 2008-09 Capital Assistance grant (\$25,500) for improvement work on
7411185	Pembroke Park	From Res			(25,127)	Transfer from carryover works reserve, missed on original budget, expenditure is correct.

APPENDIX D

## City of Ryde - 2010/2011 Quarterly Changes Report

		Approved Budget 2010/2011 (\$'000)	Actual 2010/2011 (\$'000)	Proposed Changes 2010/2011 (\$'000)	Comments
7411185	Pembroke Park	From Res		(25,275)	Transfer balance of unexpended grant missed on original budget, expenditure is correct.
Total 951 - Parks				(20,402)	
954 - Library Services					
7010504	1 Devlin Street - Centenary Library	Op Exp	25,000	5,295	(2,500) Savings identified to cover additional costs for casuals at North Ryde Library, funded within Service Unit budget.
7010531	201 Cox's Road - North Ryde Library	Op Exp	20,000	11,527	2,500 Additional costs for casuals at North Ryde Library, funded within Service Unit budget.
7011150	Library Support Services	Op Exp	5,000	7,102	2,500 Additional costs, funded within Service Unit budget.
7011150	Library Support Services	Op Exp	10,000	(2,500)	Savings identified to cover additional costs, funded within Service Unit budget.
Total 954 - Library Services					
955 - Community Relations					
6411196	Promotions	Op Exp	5,000	5,000	As per Council recommendation for Road Safety campaign 3 August 2010, COW Item 7
6611001	Web Management Administration	Op Exp	50,000	(50,001)	Transfer costs from Web Administration to Website upgrade
6611427	Website Upgrade	NCP Exp		50,001	Transfer costs from Web Administration to Website upgrade
Total 955 - Community Relations				5,000	
Total People				(141,961)	

## City of Ryde - 2010/2011 Quarterly Changes Report

GRAND TOTAL				(76,664)	