



City of Ryde

Quarterly Review Report
Management Plan
2010–2014

**Quarter Four
April–June 2011**

Contents

General Manager's Overview	3
Financial Management	4
Corporate Performance	6
People Operational Indicators	8
People Financial	10
Assets Operational Indicators	12
Assets Financial	14
Environment Operational Indicators	16
Environment Financial	18
Governance Operational Indicators	20
Governance Financial	22

Appendix

A	Capital projects quarterly status reports	26
B	Non-Capital projects quarterly status reports	43
C	Base Budget quarterly status reports	55
D	Reserve Listing report	62
E	2010/2011 Quarterly Changes report	65
F	Consolidated Income and Expenditure Estimates 2010/11	69

General Manager's Overview



This final quarterly report for the 2010/2011 year provides an update as at June 2011. Please note that our final financial position will be completed with the auditors report in September.

This quarter's working capital position has improved by \$0.52 million to \$3.66 million against our original budget of \$3.14million. Additionally our operating result has improved by \$1.25 million due to additional contributions. and prepayment of grants.

Our net reserve position is \$57.37 million against our original budget of \$46.13 million. When adjusted for \$3.29 million of carry over of working capital, our reserve position at the end of the year is \$5.95 million improved against budget. This positive position is as a result of land sales, voluntary planning agreements and contributions.

Our reduction (adjusted in the March quarter) of contributed asset projects of \$23.35 million, is mainly the result of late delivery of Michael Lardelli Park and West Ryde Community Centre. Both projects will be delivered in the near future.

Our own project delivery rates remain high with 89% of capital project deliverables being completed or on track and 78% of non capital project deliverables being completed or on track (please refer to Appendix A and B). Whilst our delivery rates are lower than our high target of 90%, this is the first year that

Council has had visibility of non capital projects in its status report.

This year we expended \$22.97million on capital projects and carried over \$7.78 million on projects (of which \$3.18 million is from general revenue). I remain confident that a significant number of these carry over projects will be completed shortly. As previously advised, projects of :- \$2.1 million already have contracts signed, \$1.5 million were funded too late in the financial year to be completed, \$1.29 million were delayed because of wet weather and will be completed shortly and \$1.26million have been delayed by extended community consultation. Other carry over projects were started last year but are designed to run over two financial years.

In addition, approximately \$19.9 million of contributed assets were delivered this year which required significant effort and oversight by Council's project management staff.

The organisation continues to improve its project management capacity and we have recently established a project management office to independently monitor and report on our capital and non capital projects. This year, 12 staff completed a Diploma of Project Management and we have further refined our project management process (PMCOR) to support these initiatives.

The most significant projects completed this quarter include:-

1. The 'state of the art' Top Ryde library
2. The innovative Ryde Planning and Business Centre
3. Practical completion of the Ryde Community Sports Hall
4. The Ryde 2021 Community Strategic Plan

This significant delivery of major projects is a credit to our project management staff who delivered these results.

It is also pleasing to see that we have met, exceeded or are well on track to meet 85% of our performance targets. This year we reviewed our performance

indicators and have developed more of a focus on customer satisfaction for next year.

As result of our Top Ryde Library opening, we have increased the number of visits against the same period last year by 38,487visitors. The RALC however continues to show a minor decline in patronage by 2,545 visitors compared to the same quarter last year.

Significant improvements to building, occupation and construction certificate processing times against the same period last year is a good result and medium turn around times of development applications has reduced from 47 to 43 days from the comparative quarter last year. The best value review when completed will further improve these statistics.

Visitor satisfaction with the Ryde Business and Planning Centre has remained at 85% since opening and maximum waiting times have been reduced from one hour to five minutes. Customer satisfaction with our Customer Service centre is 83% which is 3% above target.

Our compliance with audit and risk recommendations throughout the year provides reassurance that audit identified risks are being managed. Of the 97 internal audit recommendations made, 98% have been implemented on time.

Staff turnover ended the year at 11.1% which is the lowest seen in the last five quarters. To improve our leadership capacity 38 staff undertook a Diploma of Management this year. Women's participation in managerial ranks has risen from 26% to 31% over the year and the number of internal promotions of female staff has increased from 44% to 47% over the year.

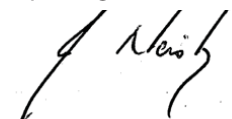
Continued on page 4

General Manager's Overview Continued...

Our customer request response times to service requests of 87% improved by 5% against the same quarter last year, but fell short of our target of 90%. We must also improve our response to inward correspondence within ten working days which was at 83% of all correspondence, compared to our target of 90%. We will focus on improving training, culture, and systems support to improve these figures. Our new position of complaints co-ordinator will further improve our customer management.

In recognition that Council's premises are run down, inefficiently designed requiring Council to spend \$12.5 million over five years, the Civic Precinct project has been significantly advanced this quarter. All financial and urban design modelling has been now been completed and is ready for extended public exhibition on its planning controls.

This is the last time a quarterly report will be presented to Council in this format. Our new reporting format will align to the seven outcomes and 21 programs contained in the newly adopted 4 Year Delivery Plan 2011-215 and One Year Operational Plan 2011/12 as required by state legislation. This was a major achievement this year requiring complex financial and performance coding and reporting and is a credit to all involved.



John Neish
General Manager

Financial Management

Overview

Following the fourth quarter budget review, Council's financial position, year to date (YTD), is within 9.03% favourable of the base budget expenditure. The overall budget result is distorted due to contributed assets that are yet to be recognised within the financial system.

Operating Income (Base Budget and Non-Capital & Capital Income) is projected to increase by \$0.07 million (0.06%) and Operating Expenses are projected to decrease by \$1.18 million (1.68%), a net increase in Operating Surplus of \$1.25 million, which is a reasonable result.

Available Working Capital is projected to increase by \$0.26 million to approximately \$3.66 million.

Council had budgeted to undertake \$53.57 million of capital works, including contributed assets of \$19.99 million. This is projected to decrease by \$9.56 million, the bulk of which is the carryover of incomplete works, which could not be completed by the 30th June 2011. This will reduce the total capital works budget to \$44.01 million.

Base Budget

Base Budget Income is projected to increase by \$1.75 million to \$84.23 million, while Base Budget Expenses are projected to decrease by \$0.43 million to \$67.61 million, giving a net projected increase in the Base Budget Surplus of \$2.17 million (15.02%) to \$16.62 million.

Non-Capital Budget

Non-Capital Income is projected to decrease by \$0.04 million to \$0.30 million, while Non-Capital Expenses are projected to decrease by \$0.75 million to \$1.27 million, giving a net projected decrease in Non-Capital Deficit of \$0.72 million (42.45%) to \$0.97 million.

Capital Budget

Capital Income is projected to decrease by \$1.64 million to \$27.46 million, while Capital Expenses are projected to decrease by \$9.56 million to \$44.01 million, giving a net projected decrease Capital Deficit of \$7.92 million (32.37%) to \$16.55 million.

Reserve Movements

The net movement of Reserves was budgeted to be a net transfer from reserves of \$10.94 million for works carried over plus funding other works. This is projected to have a net decrease of \$10.55 million from reserves to a total of \$0.39 million from reserves.

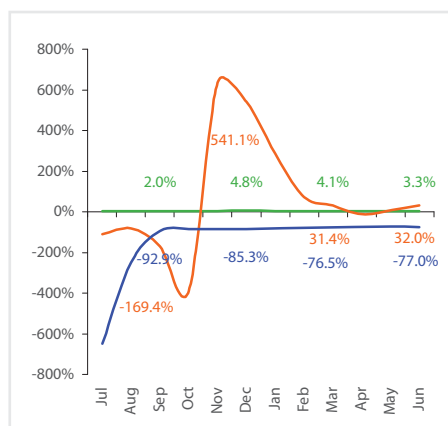


Figure 1: Income % variance to budget trend YTD

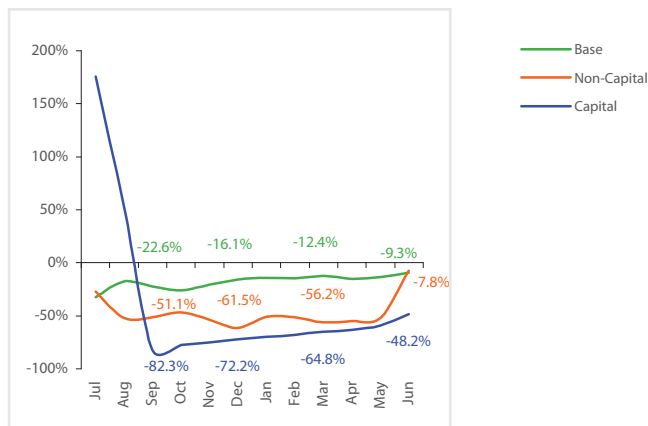


Figure 2: Expenditure % variance to budget trend YTD

Table 1: Summary of overall budget results

	Original Budget 2010/2011	Previously Approved Changes	Revised Budget 2010/2011	Proposed Changes 2010/2011	Projected Budget 2010/2011	Actual YTD 2010/2011	Budget YTD 2010/2011	Variance
Base								
Income	-80,741	-1,747	-82,487	-1,745	-84,232	-85,243	-82,487	-2,756
Expenditure	67,387	647	68,034	-426	67,609	61,521	67,833	-6,311
Net	-13,354	-1,099	-14,453	-2,171	-16,624	-23,722	-14,654	-9,068
Non-Capital								
Income	-518	187	-332	35	-296	-351	-266	-85
Expenditure	2,044	-22	2,021	-753	1,269	1,170	1,269	-98
Net	1,526	164	1,690	-717	972	819	1,002	-184
Capital								
Income	-50,201	21,101	-29,100	1,643	-27,457	-6,263	-27,204	20,941
Expenditure	72,277	-18,704	53,572	-9,565	44,008	22,793	43,990	-21,196
Net	22,075	2,397	24,472	-7,922	16,550	16,531	16,786	-255
Reserve Movement	-9,630	-1,311	-10,942	10,552	-390	-	-2,640	2,640
Total	998	151	1,148	-258	890	-5,944	875	-6,819

Corporate Performance

The corporate performance measures identified in the Management Plan 2010–2014 provide a snapshot of our approach to customer service, project management, regulatory compliance and financial management. This report provides our annual progress on those measures.

We are continuing our progress towards building a customer service focus across the organisation.

Our customer request measure continues to sit just below target at 87%. This is a slight 2% drop from the pervious quarter result. Although the target of 90% was not quite achieved a lot of positives can still be taken from this result and as a result we can see a shift in becoming a more customer centric organisation. We look to continue our improvement in this area in the coming year.

However, our result for timely response to inward correspondence has risen 2% this quarter and now sits at 83%. Although we are still coming in below target this result is a positive improvement to take into next year and build on further. Training in the Records Management system is continuing, with a focus on managing correspondence actions over holiday periods. Changes to our reporting systems have improved visibility of correspondence actions pending and managers are working closely with staff to improve this result further next year.

This year 97 recommendations for improvement or action have been identified through our internal audit



program. Of those recommendations 95 have been implemented within the agreed timeframe; however two items are outstanding at the end of quarter 4. As a result, this measure is now just below the target at 98%.

There have been no further breaches to Council’s policy or statutory requirements since quarter 1. This positive result is a reflection of training provided to staff in the Code of Conduct and the implementation of our updated policies. We also plan to introduce legislative compliance management software in 2011/12 to ensure our continued compliance with all statutory requirements.

Our performance in delivering on our outcome areas is being measured by our ability to meet our project milestones. The table below (Table 2) gives a snapshot of our overall project progress to date. Of the projects in the Management plan 57 (83%) are a completed project or on track project that spans longer than a year, seven (10%) are off track and five (7%) are not started and to be carried over into 2011/2012.

During the past year we have focused on staff training and development with 50 staff attending Diploma Courses, 38 staff completed a Diploma of Management and 12 staff completed a Diploma of Project Management. Women’s participation in managerial ranks has risen from 26% to 31% over the year and the number of internal promotions of female staff has increased from 44% to 47% over the year.

Please refer to the following pages for more detailed information on the progress of our projects.

Table 2: Summary of project performance

	Total Projects	Projects Started	Project Status (of those started)		
People	14	13	7	4	2
Assets	16	13	8	4	1
Environment	14	14	2	10	2
Governance	25	24	14	8	2
Total	69	64			

■ Complete
■ On Track
■ Off Track

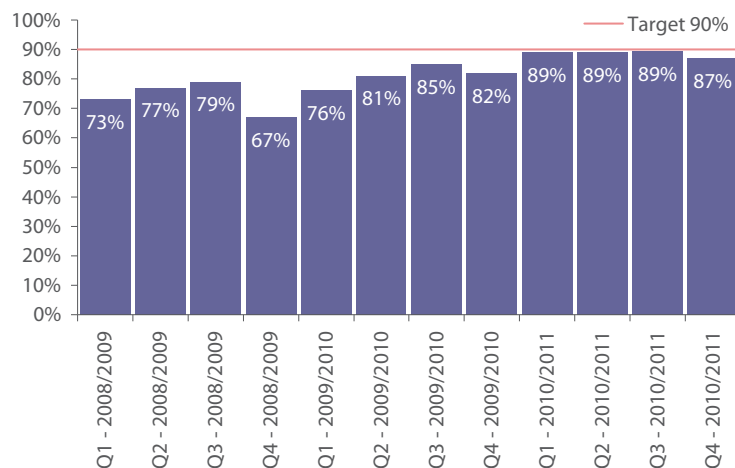


Figure 3: Quarterly trend of Customer Requests performance results.

Opposite: The 2011 Diploma of Management graduates.

Table 3: Corporate performance measures

Legend: ✓ Achieved 🟢 On Track (within a 5% tolerance) ✗ Off Track

Measure	Annual Target	YTD Progress	YTD Status	Comments
% of project milestones completed within planned timeframes	90%	91%	✓	
% of agreed internal audit recommendations are implemented	100%	98%	🟢	Two recommendations are pending implementation at the end of Quarter 4 however action plans are in place to ensure these will be implemented in quarter 1 and 2 next year.
% of all Customer Requests are acknowledged within ten working days and actioned in line with service level agreements	90%	87%	🟢	This result remains just below target again this quarter. Work continues on improving our prompt response to customer requests and this is expected to deliver further improvements in the coming year.
% change in net result between original budget and end of year result	+ or - 2%	-182.6%	✓	
% of inward correspondence actions responded to within ten working days of receipt	90%	83%	✗	Training for all staff is continuing with enhanced reporting functions developed to assist teams manage correspondence actions.
Number of known breaches of statutory/council policy requirements	0	2	🟢	The two ICAC referrals in Quarter 1 have been resolved. There were no further breaches reported in Quarter 4.

People

The City of Ryde is committed to maintaining a socially sustainable City through community participation in our products and services.

There are 10 program areas focused on delivering this outcome area, with 14 projects scheduled in the Management Plan this year.

As the table below indicates, seven of our 14 projects were completed, four projects are on track, two projects were off track and one project has been carried over to next year.

April 2011 saw the opening of the new Ryde Library in the recreational heart of Top Ryde City. Since opening, in only two months, we are close to our book loan targets of 1,000,000 and have enjoyed over 840,000 visits. Already we have hosted over 700 events with 23,000 members of our community participating.

The New Ryde Community Sports Centre cost \$6.3 million to construct and was co-funded by the Federal Government and the City of Ryde. The centre offers two state of the art indoor courts where residents and visitors can participate in Basketball, Netball, Badminton, Volleyball and Futsal; the official indoor soccer game of FIFA. Council is working in partnership with the YMCA of Sydney who will manage the new Centre. The Ryde Community Sports Centre will open in July 2011 (official opening in August) offering our community a new state of the art sports centre to encourage community participation as well as embracing a healthier lifestyle by offering sports and leisure facilities right at our community's doorstep.

As mentioned in the previous quarter we had planned to conduct a review of our Community Facilities to identify specific types of facilities for specific locations, this plan was expected to be prepared in this year, however, it has been placed on hold until 2011/12 to allow for a more comprehensive project to be undertaken.

Work on the corporate branding strategy is continuing. A draft corporate style guide for communications has been developed and will be coupled



with a style guide for look and feel of all our communications. This is currently in development and will incorporate the new vision and mission for Council launched in the Ryde 2021 Community Strategic Plan. This will be implemented across council reports, forms and documents in quarter 1 of 2011/12.

Coming up

The Corporate Branding Strategy will start to be implemented in the first quarter of next financial year, commencing with a refresh of the look and feel of our City View magazine, the Mayoral Column and newspaper ads.

Our Sports field Floodlighting Program will continue to be rolled out and in the first quarter, works will be commencing in Meadowbank Park to provide floodlighting for netball courts in partnership with Eastwood Ryde Netball Assn. Works will also commence in Pidding Park in partnership with Ryde Saints United and tenders will be finalised for Magdalla Park.

Refer to the People Deliverable Status reports in Appendix A and B for more information on the projects underway in this area.

Program area	Total Projects	On Track	Off Track	Complete	Not started
Arts & Culture	2		1	1	
Community Development	1	1			
Community Facilities	1				1
Economic Development	1			1	
Environment	1			1	
Leisure	1	1			
Libraries	2			2	
Marketing and Communication	2	1		1	
Sports & Recreation	2		1	1	
Trees and Tree Management	1	1			
Total	14	4	2	7	1



Operational Indicators

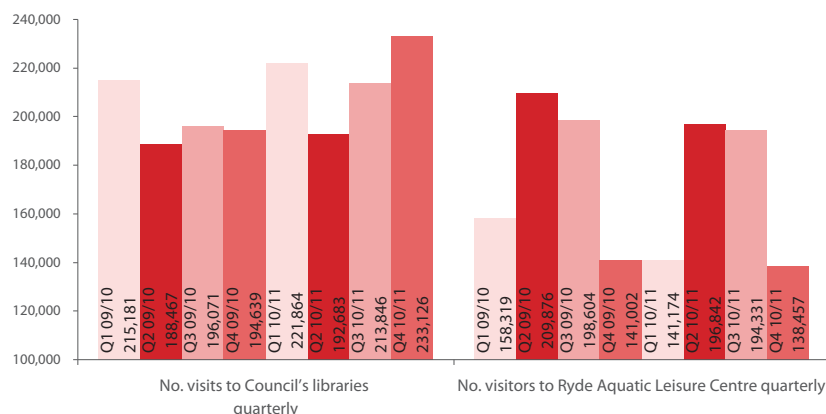


Figure 4: Quarterly trend of visitors to our libraries and to the Ryde Aquatic Leisure Centre.

Image opposite: New Ryde Community Sports Centre.

Image opposite below: New Ryde Library.

Legend: ✓ Achieved 🟡 On Track (within a 5% tolerance) ✗ Off Track

Measure	Annual Target	Annual Result	Status	Comments
% of service clients identifying as CALD	25%	42%	✓	
% of customer satisfaction with Vacation Care Service	90%	89%	🟡	The responses are reviewed at the end of each school holiday period to address any concerns. This will happen and next holiday period planning will seek to address issues identified.
Number of City of Ryde specific Road and Safety projects completed	6	6	✓	
% of customer satisfaction with immunisation services	90%	90%	✓	
Number of visits to Council's libraries	840,000	861,519	✓	
Number of items issued from Council's libraries	1,000,000	960,045	🟡	Good result though slightly under target. Significant growth in final quarter following opening of new Ryde Library.
Number of CoR residents who are library members	40,000	38,743	🟡	New memberships now growing strongly.
Total number of library members	58,000	58,895	✓	
Size of collection across all five libraries	200,000	197,080	🟡	New book arrivals are now significant, and collection is growing.
% library collection under 10 years old	90%	83%	✗	Significant progress has been made towards an aspirational target.
Size of non-English collection at all five libraries	14,000	14,288	✓	
% of average occupancy level in learn to swim program	87%	88%	✓	
Number of visitors to Ryde Aquatic Leisure Centre	780,000	670,804	✗	Casual visits to the centre decreased, 4th quarter result only 2% down compared to last year, but year to date 5% down overall. Swim school is 12% down in total enrolments compared to last year.
Average number of parties guests each week	96	91	🟡	Linked to lower attendance numbers in both Swim School and casual attendance - less core market group at the centre.
Reduce reliance on mains water for use in pools (less than 5kl per day)	5	2	✓	
Compliance with pool water bacteriological criteria for swimming pools and spas	100%	100%	✓	
Number of Ryde City View Newsletters produced annually	25	25	✓	
People attending key events and programs conducted by City of Ryde	100,000	108,700	✓	
Level of satisfaction with the City's open spaces	7.9	8.1	✓	
Number of Sportsground Hire and Allocation Policy completed and implemented each season	2	2	✓	
Number of private Tree Preservation Order appeals referred to Council	3	31	✗	Due to changes in DCP Part 9.6 Tree Preservation, continued high numbers of Notice of Determination's being taken to Council for inspection and consideration.
Number of Bushcare Volunteers	140	149	✓	

Financial

Overview

The net budget for the People Outcome area is projected to decrease by \$0.28 million to \$14.17 million (2.04%). A more detailed explanation of each area of the budget is set out below.

Base Budget

Base Budget Income is projected to have a minor change to \$7.49 million, while Base Budget Expenses are projected to decrease by \$0.09 million to \$19.43 million, a net projected decrease of \$0.11 million in budget deficit to \$11.94 million (0.88%).

This is due to the following changes:

- \$0.06 million in funding already approved by Council to be carried over to 2011/2012.
- \$0.05 million of unexpended funding to be carried over to 2011/2012, including Home Modification and other community services.

Non-Capital Budget

Non-Capital Income remains unchanged at \$0.05 million, while Non-Capital Expenses are projected to decrease by \$0.34 million to \$0.22 million, a net projected decrease of \$0.34 million in budget deficit to \$0.17 million (66.58%).

This is due to the following change:

- \$0.34 million in projects already approved by Council to carryover to 2011/2012.

Capital Budget

Capital Income is projected to decrease by \$1.05 million to \$0.38 million, while Capital Expenses are projected to decrease by \$3.31 million to \$6.07 million, a net projected decrease of \$2.26 million in budget deficit to \$5.69 million (28.46%).

This is due to the following changes:

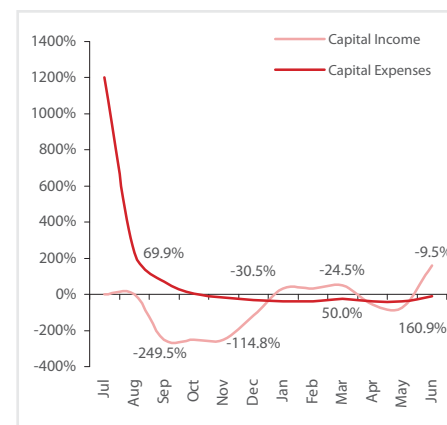
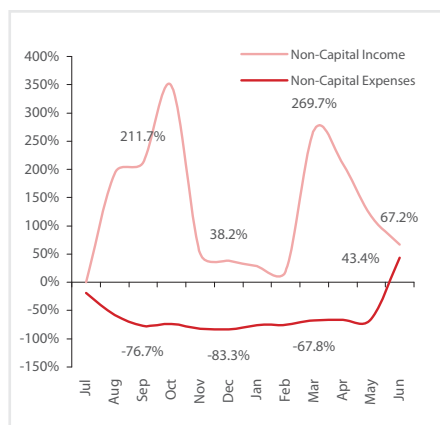
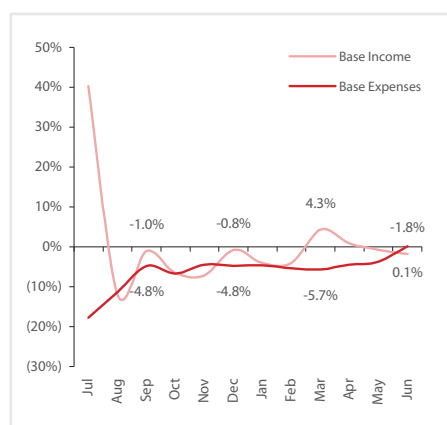
- \$0.20 million new grant for Yamble Reserve All Abilities Playground.
- \$1.25 million funding already approved by Council to be carried over to 2011/2012.
- \$3.31 million in works already approved by Council to be carried over to 2011/2012.

Reserve Movements

Transfers from Reserves are projected to decrease by \$0.49 million to \$9.47 million, while Transfers to Reserves are projected to increase by \$2.50 million to \$5.85 million, a net projected decrease of transfer from reserve of \$2.99 million to \$3.62 million (45.24%).

This is due to the following changes:

- \$2.46 million in works already approved by Council to be carried over to 2011/2012.
- \$0.20 million new grant for Yamble Reserve All Abilities Playground.
- \$0.05 million of unexpended funding to be carried over to 2011/2012, including Home Modification and other community services.



Figures 5–7: People YTD budget % variance trends (Left to right): Base, Non-Capital and Capital

	Original Budget 2010/2011	Previously Approved Changes	Revised Budget 2010/2011	Proposed Changes 2010/2011	Projected Budget 2010/2011	Actual YTD 2010/2011	Budget YTD 2010/2011	Variance
Base								
Income	-7,947	-	-7,947	461	-7,487	-6,185	-6,354	169
Expenditure	20,044	-473	19,571	-59	19,512	13,641	14,556	-915
Net	12,097	-473	11,624	401	12,025	7,456	8,202	-746
Non-Capital								
Income	-116	-	-116	66	-50	-104	-94	-10
Expenditure	595	54	650	-92	557	98	402	-304
Net	480	54	534	-27	507	-6	308	-314
Capital								
Income	-4,628	-1,085	-5,713	4,282	-1,431	-222	-172	-50
Expenditure	13,091	996	14,087	-4,703	9,384	3,992	5,731	-1,739
Net	8,463	-89	8,374	-421	7,953	3,770	5,559	-1,789
Reserve Movement	-6,323	-51	-6,374	-238	-6,611	-	-6,280	6,280
Total Net	14,716	-558	14,158	-284	13,874	11,220	7,788	3,431

Assets

The City of Ryde is committed to the delivery and maintenance of high quality public infrastructure and facilities.

The Management Plan 2010–2014 outlines 12 program areas that contribute to the Assets outcome. These programs are made up of 16 projects that will support the delivery of this outcome.

As indicated in the table below all 13 of the projects are currently underway and are progressing according to plan and eight projects have been completed.

The construction of the Ryde Community Sports Centre at ELS Hall Park is now complete. The centre offers all the amenities of a modern sporting arena, including; meeting rooms available for use by local groups; both internal and external changing rooms, and spaces and places for people to



meet and eat, offering a canteen and amenities that can be used by groups from the neighbouring sports fields at ELS Hall Park. A new spectator seating area has also been installed. Environmentally sustainable initiatives have been introduced, including louvers for natural ventilation and noise reduction and water holding tanks for toilet flushing.

We continued to deliver on the capital works program for the year, in this quarter the Public Domain upgrades were completed at Macquarie Park. The work on this project was completed on time and within budget.

Despite substantial wet weather experienced in the fourth quarter,

majority of the footpath & cycleway programs were completed. These results round off a successful year of achievement for the capital works program.

Coming up


Progress is continuing to be made in the construction of the West Ryde Community Centre at Anthony Road, West Ryde. Handover of the warm building shell is expected in late July 2011, with building fit out continuing over the coming year. The opening of the new centre is scheduled for early 2012.

Refer to the Assets Deliverable Status reports in Appendix A and B for more information on the projects underway in this area.

Program area	Total Projects	On Track	Off Track	Complete	Not started
Buildings & Property	2		1		1
Catchment Management	2			1	1
Community Facilities	1	1			
Economic Development	1	1			
Fleet	2			2	
Maintenance	1	1			
Operational Maintenance	1			1	
Parks	1				1
Roads	2	1		1	
Sports & Recreation	1			1	
Town Centres	1			1	
Waste	1			1	
Total	16	4	1	8	3



Operational Indicators



Before



After

Opposite: Inside the new Ryde Community Sports Centre.

Opposite below: New cycleway on Epping Road.

Above: Macquarie Park Public Domain upgrade before/after.

Legend: ✓ Achieved 🟢 On Track (within a 5% tolerance) ✗ Off Track

Measure	Annual Target	Annual Result	Status	Comments
% of tonnes of waste stream to landfill	53%	52.7%	🟢	
Re-use of Council construction and demolition waste (tonnes per annum)	12,000t	8,874	✗	Tonnages lower than expected due to reduction in Capex Works.
% to be 4 cylinder or Hybrid vehicles	80%	88%	✓	
% Net Total CO2 Emissions Saved Council's Vehicle Fleet Service	5%	12%	✓	
Number of audit inspections per year of Local Roads to ascertain public road deficiencies	6	0	✗	Continuing the first full network inspection. Staff resources not budgetted, insufficient capacity with work load of activities.
% of completed asset inspections of properties	100%	100%	✓	
Tonnes of Gross pollutants captured by Stormwater Quality Improvement Devices (SQIDs)	265t	181t	✗	Cleaning carried out as per schedule, less waste material entering capture devices.
Operational staff to be upskilled to undertake a broader range of projects and programs due to reduced budget levels	90%	97%	✓	
% of maintenance programs completed for Access, Catchments and Parks	90%	98%	✓	
% of capital works program completed on time and within budget	95%	87%	✗	Projects delays/deferred as outlined in Carry Over Report to Council.

Financial

Overview

The net budget deficit for the Assets Outcome area is projected to increase by \$0.43 million to \$15.66 million (2.84%). A more detailed explanation of each area of the budget is set out below.

Base Budget

Base Budget Income is projected to increase by \$0.21 million to \$18.76 million, while Base Budget Expenses is unchanged at \$26.60 million, a net projected decrease of \$0.21 million in budget deficit to \$7.84 million (2.56%).

This is due to the following change:

- \$0.21 million prepayment of the Financial Assistance Grant for 2011/2012.

Capital Budget

Capital Income is projected to decrease by \$0.59 million to \$23.89 million, while Capital Expenses are projected to decrease by \$5.91 million to \$36.70 million, a net projected decrease of \$5.32 million in budget deficit to \$12.81 million (29.33%).

This is due to the following changes:

- \$0.59 carryover of funding for capital works to 2011/2012.
- \$5.91 million in works carried over to 2011/2012.

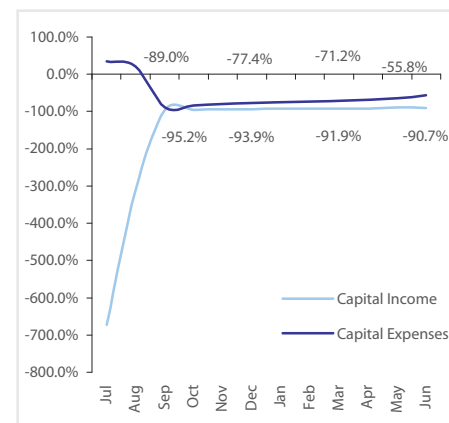
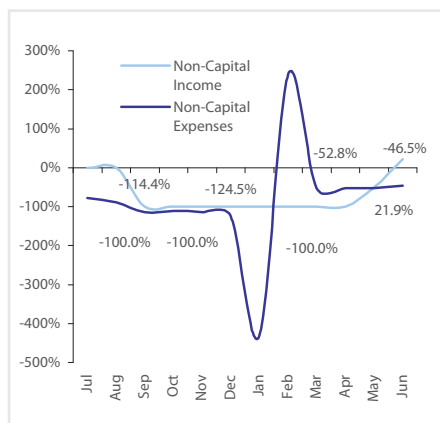
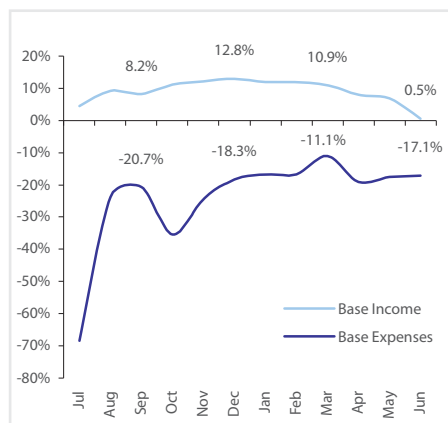
Reserve Movements

Transfers from Reserves are projected to decrease by \$0.38 million to \$26.40 million, while Transfers to Reserves are projected to increase by \$5.57 million to \$21.33 million, a net projected decrease in transfer from reserves of \$5.96 million to \$5.07 million (54.03%).

This is due to the following changes:

- \$0.21 million transfer to reserve of the prepayment of the Financial Assistance Grant.
- \$4.88 million of works carried over to 2011/2012.

Financial



Figures 8–10: Assets budget % variance trends
(Left to right): Base, Non-Capital and Capital

	Original Budget 2010/2011	Previously Approved Changes	Revised Budget 2010/2011	Proposed Changes 2010/2011	Projected Budget 2010/2011	Actual YTD 2010/2011	Budget YTD 2010/2011	Variance
Base								
Income	-18,203	-353	-18,556	-206	-18,761	-18,655	-18,556	-99
Expenditure	25,887	717	26,603	0	26,603	22,045	26,603	-4,558
Net	7,683	364	8,048	-206	7,842	3,390	8,048	-4,657
Non-Capital								
Income	-220	110	-110	-	-110	-134	-110	-24
Expenditure	330	-150	180	-	180	96	180	-84
Net	110	-40	70	-	70	-38	70	-108
Capital								
Income	-42,323	17,844	-24,479	594	-23,885	-2,216	-23,832	21,616
Expenditure	58,256	-15,644	42,611	-5,911	36,700	16,220	36,682	-20,462
Net	15,933	2,200	18,133	-5,318	12,815	14,004	12,850	1,154
Reserve Movement	-10,804	-219	-11,024	5,956	-5,068	-	-5,530	5,530
Total Net	12,922	2,305	15,227	432	15,659	17,357	15,438	1,919

Environment

The City of Ryde is committed to maintaining an ecologically sustainable City through the management of our City's natural and physical environment.

The Management Plan 2010-2014 outlines nine program areas, made up of 14 projects focused on the delivery of this outcome. As indicated in the summary table below, two of these projects were completed in 2010/11 and 10 are on-track. Two are running behind schedule.

Council has submitted the Draft Local Environment Plan (DLEP 2011) to the Department of Planning for approval to commence public exhibition. The department was expected to issue the Section 65 Certificate in the first quarter of 2011/12.

The Development Control Plan 2010 Review was completed this quarter and a draft plan for parking was reported to



Council and it was resolved that it be placed on public exhibition. The review of the Draft Development Controls Plan for Blenheim Road Centre and Lakeside Avenue Eastwood were also finalised by staff this quarter, and the review of the Dwelling House and Dual Occupancy Development Control Plan commenced.

Together, these plans provide a framework that will enhance the cultural, social, and economic character of the City by guiding land use as well as building height and density.

This quarter also saw Council record a 3.4% reduction (year to end result) in energy usage and a 21% reduction (year to end result) in water consumption for 2010/11 as compared to 2003/04 levels. Furthermore,

through direct actions designed to reduce carbon emissions, 2010/11 has seen Council reach a saving of 2380 equivalent tonnes of carbon emissions since 2004.

Coming up

The employment of the new Economic Development Manager has enabled further advancement of the Economic Development Strategy. A number of activities have already been scheduled to engage with the local business community. The Ryde CEO Luncheon is to be held in August 2011, and 10 Small Business Management Workshops are to be held in September 2011.

The Best Value Review of the Development Assessment Process is scheduled to submit a report for Council's consideration in late 2011. This report will propose a range of measures that will increase the efficiency and standard of Council's assessment process as well as provide a superior customer service. It will also propose measures to ensure continuous improvements to the assessment process through improved reporting and ongoing review.

Refer to the Environment Deliverable Status reports in Appendix A and B for more information on the projects underway in this area.

Program area	Total Projects	On Track	Off Track	Complete	Not started
Biodiversity	1	1			
Catchment Management	1	1			
Climate Change	1	1			
Customer Service	1	1			
Development Assessment	1	1			
Development Compliance	2			2	
Economic Development	1		1		
Strategic Planning	3	2	1		
Water and Energy Conservation	3	3			
Total	14	10	2	2	0

Operational Indicators

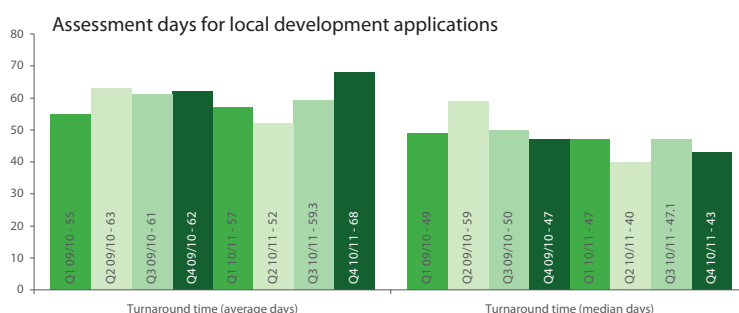
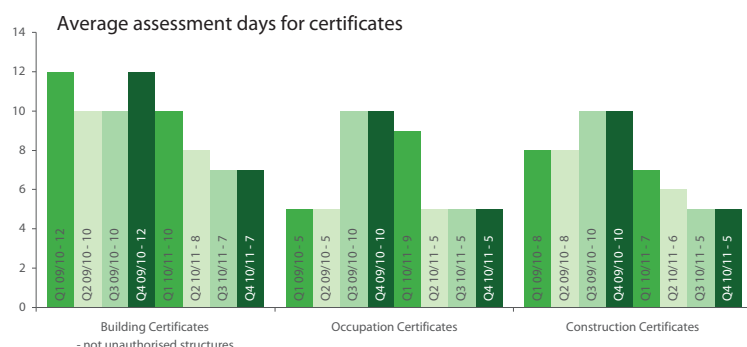


Figure 11 and 12 (top to bottom): Number of days turnaround to process certificates and development applications

Image opposite: Stairs to the new Ryde Planning and Business Centre .

Legend: ✓ Achieved ○ On Track (within a 5% tolerance) ✗ Off Track

Measure	Annual Target	Annual Result	Status	Comments
Number of Companion Animals within the City of Ryde that are identified/registered	15,000	17,567	✓	
% of non-chipped Impounded Companion Animals Microchipped	90%	100%	✓	
% increase in energy consumption across organisation from energy consumed during 2003/04 base year ^ (36,498GJ)	0%	-3%	✓	
% reduction in water consumption across organisation below water consumed during 2003/04 base year	15%	21%	✓	
Construction Certificates Assessment times (calendar days)	9 days	5	✓	
Occupation Certificates Assessment times (calendar days)	9 days	5	✓	
Building Certificates Assessment times (calendar days) - not unauthorised structures	10 days	7	✓	
Local Development Application turnaround time (median days)	50 days	43	✓	
Local Development Application turnaround time (average days)	70 days	68	✓	
Average number of DAs per staff member (annually)	>60	104	✓	
Number of planning appeals (annually)	<93	13	✓	
Number of outstanding applications (quarterly)	200	229	✗	Increase in development activity and income. Unprecedented lodgement of DAs March 2011 prior to state election.
Number of pre-lodgement meetings held per quarter	15	11	✗	The number of prelodgements held is much lower this quarter due to the opening of the RP+ BC and the introduction of the appointment program to provide planning advice.
Production of documentation and information sheets to inform and assist people through the Development Application process	10	8	✗	Information sheets were updated to reflect amendments to the City's planing controls.
Information Sessions held per year regarding development controls and processes	6	6	✓	

Financial

Overview

The net budget deficit for the Environment Outcome area is projected to increase by \$0.11 million to \$2.49 million (4.48%). A more detailed explanation of each area of the budget is set out below.

Base Budget

Base Budget Income remains unchanged at \$6.24 million, while Base Budget Expenses are projected to have a minor change to \$8.31 million, a net projected decrease of minor amount in budget deficit to \$2.07 million (0.36%).

There was only one minor adjustment this quarter, which was less than \$0.01 million.

Non-Capital Budget

Non-Capital Income is projected to decrease by \$0.04 million to \$0.14 million, while Non-Capital Expenses are projected to decrease by \$0.37 million to \$0.65 million, a net projected decrease of \$0.33 million in budget deficit to \$0.51 million (39.28%).

This is due to the following changes:

- \$0.04 million of funding carried over to 2011/2012.
- \$0.37 million of works carried over to 2011/2012.

Capital Budget

Capital Income remains unchanged at \$3.19 million, with no Capital Expenses; the budget surplus remains unchanged at \$3.19 million.

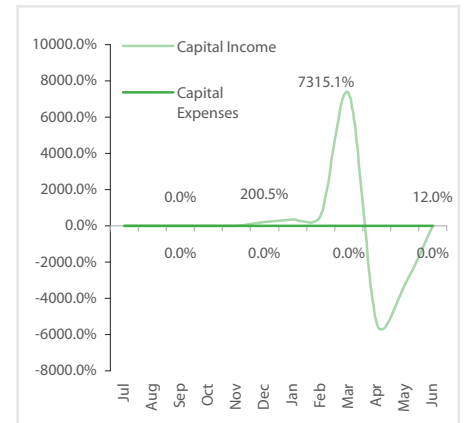
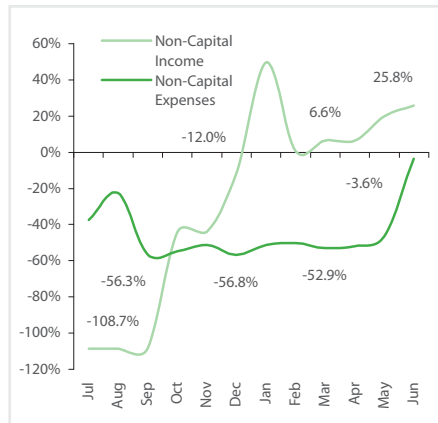
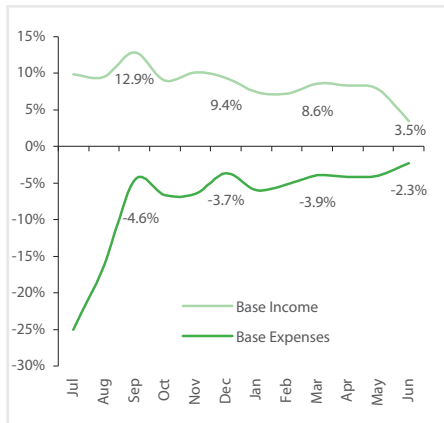
There are no changes for this quarter.

Reserve Movements

Transfers from Reserves are projected to decrease by \$0.08 million to \$0.46 million, while Transfers to Reserves are projected to increase by \$0.37 million to \$3.56 million, a net projected increase in transfer to reserves of \$0.45 million to \$3.10 million (16.72%).

This is due to the following change:s

- \$0.08 million carried over of funding to 2011/2012.
- \$0.37 million of works carried over to 2011/2012.



Figures 13–15: Environment budget % variance trends (Left to right): Base, Non-Capital and Capital

	Original Budget 2010/2011	Previously Approved Changes	Revised Budget 2010/2011	Proposed Changes 2010/2011	Projected Budget 2010/2011	Actual YTD 2010/2011	Budget YTD 2010/2011	Variance
Base								
Income	-5,860	-376	-6,236	0	-6,236	-6,452	-6,236	-216
Expenditure	8,522	-209	8,313	-8	8,306	8,113	8,306	-192
Net	2,662	-585	2,077	-8	2,070	1,661	2,070	-408
Non-Capital								
Income	-183	11	-172	35	-136	-134	-106	-27
Expenditure	948	63	1,012	-365	646	623	646	-23
Net	766	74	840	-330	510	489	540	-51
Capital								
Income	-3,250	60	-3,190	-	-3,190	-3,572	-3,190	-382
Expenditure	0	-	0	-	0	-	0	18
Net	-3,250	60	-3,190	-	-3,190	-3,572	-3,190	-382
Reserve Movement	2,875	-219	2,656	444	3,100	-	3,040	-3,040
Total Net	3,053	-670	2,383	107	2,489	-1,422	2,459	-3,881

Governance

The City of Ryde is committed to effective decision making processes that ensure transparency and involvement of its community.

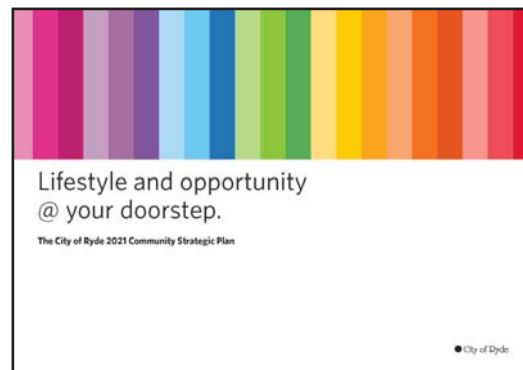
There are 11 programs that contribute to this outcome area, with 25 projects scheduled in the Management Plan 2010-2014 for this year. As indicated in the table below, 24 of the planned projects commenced in 2010/11. Of those 14 were completed, eight projects are on track, two projects in this outcome area are currently off track and one project is being deferred until 2011/12.

As a part of our commitment to improving customer service, the City of Ryde opened the Ryde Planning & Business Centre in quarter 4 to deal with all planning, development and business matters. The Centre provides services for residents, building

professionals, business operators and investors, with customers able to discuss their planning and business needs on a one-to-one basis with key professional staff. The centre also has Council's Economic Development Officer and the Ryde Business Forum working in partnership, to support and promote business development in the City of Ryde.

The new centre operates on an appointment basis either by telephone or online through a new booking service available on the City of Ryde website. This system ensures a personalised service is provided to every customer by having access to the appropriate staff and plenty of time to discuss their planning, development or business matters. Results to date have been very positive with waiting times being reduced from one hour to approximately five minutes and customer satisfaction levels being maintained at 85% since opening.

After considerable community consultation and review The Ryde 2021 Community Strategic Plan has been completed and has been adopted by council in quarter 4. This plan collates and articulates the hopes and concerns that the community has shared with us on the future of the city.



Along with the Community Strategic Plan, Council developed and adopted in quarter 4, its Four Year Delivery Plan 2011-2015 including a One Year Operational Plan 2011/12 that details the projects and programs that we will be working on over the next four years. These projects will contribute to achieving the outcomes identified in the Community Strategic Plan.

Coming up

In 2011-2012 the Council will be working on a new corporate plan. This involves developing a road map to achieve business and organisational change, increasing corporate capacity to deliver customer service and continuously drive improvement.

Throughout 2011/2012 there will also be a strong focus on strengthening our Community Engagement Framework, customer satisfaction surveys will be commenced together with implementing an effective Complaints Management process. Other key priority areas will be providing additional services and business transactions online for the convenience of our customers in addition to continuing the focus in strengthening Council's Governance framework.

Refer to the Governance Deliverable Status reports in Appendix A and B for more information on the projects underway in this area.

Program area	Total Projects	On Track	Off Track	Complete	Not started
Community Engagement	1			1	
Customer Service	3	2		1	
Financial Management	2		1	1	
Governance	4	1		3	
Human Resources	3	1		2	
Information Management	3	1		2	
Internal Audit	1	1			
Organisational Development	1			1	
Procurement	1	1			
Risk Management	2			1	1
Strategic Planning	4	1	1	2	
Total	25	8	2	14	1

Operational Indicators



Opposite: The new Community Strategic Plan.

Above: The new Ryde Planning and Business Centre opened May 2011.

Legend: ✓ Achieved ⚙ On Track (within a 5% tolerance) ✗ Off Track

Measure	Annual Target	Annual Result	Status	Comments
% level of customer satisfaction for services provided through the Customer Service Centre	80%	83%	✓	
% of telephone calls resolved at first point of contact	85%	N/A		Currently unable to retrieve data due to technical issues with call centre phone software - awaiting resolution from IT.
% of applications, certificates and payments processed on day of receipt	100%	100%	✓	
% of statutory deadlines are met	100%	95%	⚙	Expenses and Facilities policy required public exhibition. This has been arranged.
Quarterly reviews submitted to Council within 2 months after close of quarter	100%	100%	✓	
% Monthly financial reports distributed within 10 working days following month end	100%	100%	✓	
% of solutions provided to users via IT Help Service desk requests	85%	85%	✓	
% of core network uptime availability	90%	99%	✓	
% Completion of the endorsed Internal Audit plan 2010/2011	80%	70%	✗	Internal Auditor resignation and difficulties in recruiting a suitable replacement has resulted in progress being behind plan.
% of minutes of meeting posted to website by Close of Business Thursday	95%	100%	✓	
% of minutes recorded are accurate	90%	100%	⚙	
% of staff turnover as a percent of total staff	14%	11.10%	✓	
Number of average sick and carers leave taken per employee (days)	8.0	9.47	✗	This spike generally happens at this time of year.

Financial

Overview

The net budget for the Governance Outcome area is projected to decrease by \$0.58 million to \$30.16 million (1.87%). A more detailed explanation of each area of the budget is set out below.

Base Budget

Base Budget Income is projected to increase by \$1.53 million to \$51.74 million, while Base Budget Expenses are projected to decrease by \$0.32 million to \$13.27 million, a net projected increase in budget surplus of \$1.85 million to \$38.47 million surplus (5.06%).

This is due to the following changes:

- \$1.00 million in contribution for Paul Street North.
- \$0.53 million in prepayment of Financial Assistance Grant.
- \$0.12 million in savings in insurance premiums, transferred to reserve.
- \$0.07 million in project of Customer Engagement to be carried over to 2011/2012.
- \$0.14 million in projects already approved by Council carried over to 2011/2012.

Non-Capital Budget

With no Non-Capital Income; Non-Capital Expenses are projected to decrease by \$0.05 million to \$0.22 million, a net projected decrease of \$0.05 million in budget deficit to \$0.22 million (18.20%).

This is due to the following change:

- \$0.05 million in Contracts Training to be carried over to 2011/2012.

Capital Budget

With no Capital Income; Capital Expenses are projected to decrease by \$0.34 million to \$1.24 million, a net projected increase of \$0.34 million in budget deficit to \$1.24 million (21.60%).

This is due to the following change:

- \$0.34 million in works already approved by Council carried over to 2011/2012.

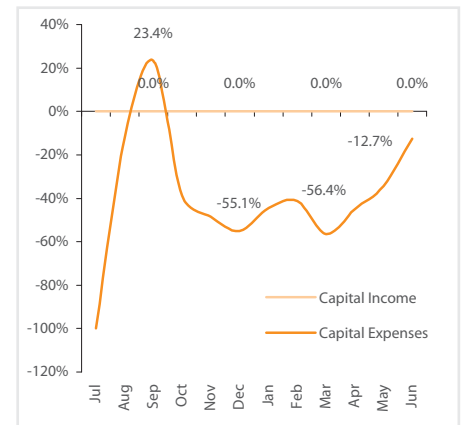
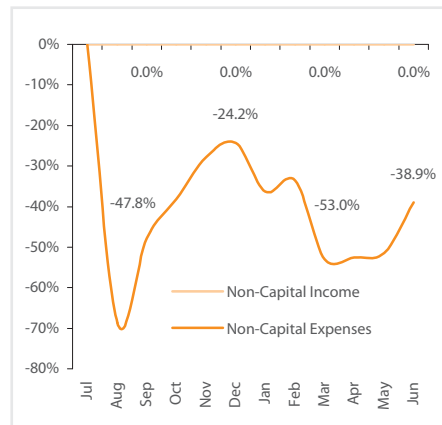
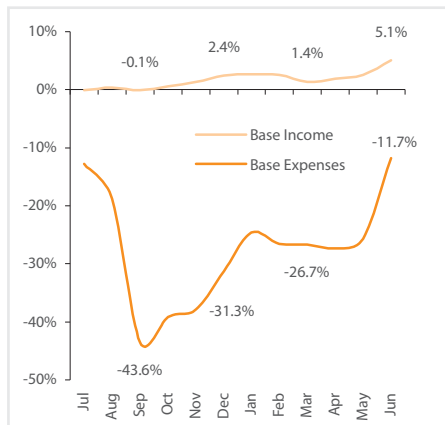
• Reserve Movements

Transfers from Reserves are projected to decrease by \$0.53 million to \$2.08 million, while Transfers to Reserves are projected to increase by \$2.29 million to \$8.94 million, a net projected increase of transfer to reserve of \$2.82 million to \$6.86 million (69.77%).

This is due to the following changes:

- \$1.00 million to new reserve for the contribution for Paul Street North.
- \$0.53 million transferred to reserve of the prepayment of the Financial Assistance Grant.
- \$0.57 million in approved carryovers to 2011/2012.

Financial



Figures 16–18: Governance budget % variance trends (Left to right): Base, Non-Capital and Capital

(\$'000)	Original Budget 2010/2011	Previously Approved Changes	Revised Budget 2010/2011	Proposed Changes 2010/2011	Projected Budget 2010/2011	Actual YTD 2010/2011	Budget YTD 2010/2011	Variance
Base								
Income	-48,730	-478	-49,208	-1,001	-50,208	-49,242	-47,637	-1,605
Expenditure	12,933	141	13,074	556	13,630	8,638	11,714	-3,077
Net	-35,796	-337	-36,133	-445	-36,579	-40,604	-35,923	-4,681
Non-Capital								
Income	-	-	-	-	-	-	-	-
Expenditure	170	90	259	13	272	72	141	-69
Net	170	90	259	13	272	72	141	-69
Capital								
Income	930	210	1,140	437	1,577	622	990	-368
Expenditure	930	210	1,140	437	1,577	622	990	-368
Net	4,622	395	5,017	-979	4,038	-	2,480	-2,480
Reserve Movement	-30,075	358	-29,717	-975	-30,692	-39,910	-32,311	-7,599
Total	-30,075	358	-29,717	-975	-30,692	-39,910	-32,311	-7,599

This page has been intentionally left blank

Appendix

- A Capital projects quarterly status reports
- B Non-Capital projects quarterly status reports
- C Base Budget quarterly status reports
- D Reserve Listing report
- E 2010/2011 Quarterly Changes report
- F Consolidated Income and Expenditure Estimates 2010/2011

Capital and Non-Capital Quarterly Status Report Period Ended June 2011

Status Legend

⬆️	On track
✖️	Action required
✔️	Complete
⊖	Not Started

	10/11 Current Budget	June Carry Overs	10/11 YTD Actual	Project Stage (as per PM_CoR)	Carry Over Project	% project / deliverable complete (life of project)	Status of Project	June 2011 Comments
--	----------------------------	---------------------	---------------------	----------------------------------	--------------------------	---	----------------------	--------------------

Capital Projects

Outcome Area: People

Finalise new Top Ryde community library relocation plan ensuring new stock and IT requirements are in place for fitout Due Date: Feb-11

Libraries 55.20029 - City of Ryde (COR) Centre - Design & Fitout	3,893,297		3,563,920	Completed	✔️	100%	✔️	Fitout of Library completed as scheduled. Library opened on 28 April 2011. Planning & Business Centre also completed as scheduled, opened on 4 May 2011.
Total Libraries	3,893,297	0	3,563,920					
Total Deliverable	3,893,297	0	3,563,920	Completed		100%	✔️	Fitout of Library completed as scheduled. Library opened on 28 April 2011. Planning & Business Centre also completed as scheduled, opened on 4 May 2011.

To deliver on Capital Works projects as outlined in the 2010-2011 Capital Works Program (with 90% completion, 100% commencement & 100% compliance) Due Date: Jun-11

Miscellaneous 55.23038 - Purchasing of Piano	8,000		0	Not Started		0%	⊖	Not required, made arrangements with Eisteddfod.
Total Miscellaneous	8,000	0	0					

70.11148 - Library Local Priority Grant	18,472	16,000	27,115	Implementation		50%	⬆️	Projects are underway and process for transfer of \$36,000 has been determined.
72.11031 - Capital Expenditure	650,419	120,000	411,572	Implementation		70%	⬆️	Many items now on order with delivery anticipated in coming months.
Total	668,891	136,000	438,687					

Capital and Non-Capital Quarterly Status Report Period Ended June 2011

Status Legend

⓪	On track
✗	Action required
✓	Complete
⊖	Not Started

	10/11 Current Budget	June Carry Overs	10/11 YTD Actual	Project Stage (as per PM_CoR)	Carry Over Project	% project / deliverable complete (life of project)	Status of Project	June 2011 Comments
--	----------------------------	---------------------	---------------------	----------------------------------	--------------------------	---	----------------------	--------------------

Capital Projects

Outcome Area: People

Natural Areas, Links & Trails								
54.22013 - Enhance Bushland adjoining National Parks (POT)	80,000	22,400	63,917	Implementation		100%	✓	Bollard installation works completed at Darvall Park.
Total Natural Areas, Links & Trails	80,000	22,400	63,917					

Passive/Unstructured Open Space								
54.22044 - Pidding Park Upgrade	200,000	196,100	3,907	Planning		40%	⓪	Design still being finalised. Project delayed due to lack of staff resources.
54.22045 - Jim Walsh Park Upgrade	200,000	188,500	11,516	Planning		0%	⊖	Survey and preliminary works completed. Project on hold due to flood mitigation study integration.
Total Passive/Unstructured Open Space	400,000	384,600	15,423					

Playground and Small Parks								
54.24285 - Yamble Reserve All Abilities Playground	147,000		0	Planning		40%	⓪	New two year project. Design of playground in progress. Community consultation undertaken.
54.22020 - Teenage/Young Adult Playgrounds (POT p.64)	150,000	109,000	5,380	Implementation		80%	⓪	Preparation works for Wondoo Reserve Playground have commenced and Midgee Reserve Playground to be installed during July. All other works completed.
54.22018 - Small Park Upgrades & Linkages (POT p.64)	200,000	137,000	99,247	Implementation		90%	⓪	All works completed apart from Wondoo and Midgee Reserves.
54.22021 - Playground Upgrades/Shade and Fencing (POT p.61)	150,000		227,198	Completed		80%	⓪	All works completed apart from Wondoo and Midgee Reserves.
54.22017 - Infrastructure Replacement (Tables/Seats/Fencing/Shade) (POT)	100,000		98,430	Completed		100%	✓	All works completed.
Total Playground and Small Parks	747,000	246,000	430,256					

Capital and Non-Capital Quarterly Status Report Period Ended June 2011

Status Legend

⓪	On track
✗	Action required
✓	Complete
⊖	Not Started

	10/11 Current Budget	June Carry Overs	10/11 YTD Actual	Project Stage (as per PM_CoR)	Carry Over Project	% project / deliverable complete (life of project)	Status of Project	June 2011 Comments
--	----------------------------	---------------------	---------------------	----------------------------------	--------------------------	---	----------------------	--------------------

Capital Projects

Outcome Area: People

Ryde Aquatic Leisure Centre								
55.23034 - Wireless PC Tablet for use with CLASS	10,000		0	Not Started		0%	⊖	Concept evaluated with Coordinator Services & cancelled
55.23037 - Water Stands for LTS	4,429		4,429	Completed		100%	✓	Complete.
55.23030 - Water Features	80,000	80,000	0	Implementation	✓	15%	⓪	Have met with two suppliers for concept ideas - waiting for return submissions.
55.23029 - Stadium floor resurfacing	36,725		36,725	Completed		100%	✓	Complete.
55.23015 - RALC Security Cameras	8,965		8,965	Completed		100%	✓	Complete.
55.23021 - RALC Pumps - Small Pools & Features	65,905	57,800	9,227	Implementation		10%	✗	Funds to be carried over - work ongoing.
55.23004 - RALC Air Handling Units (Leisure Pool)	450,000	492,200	0	Implementation		50%	✗	All tenders rejected - to be managed internally.
55.23024 - RALC - Ladies Leisure Pool Change Rooms	44,187		44,187	Completed	✓	100%	✓	Complete.
55.23028 - Pool Guttering & Tiling	60,000	60,000	21,171	Implementation		50%	✗	Competition pool complete - leisure pool to be done from funds carried forward.
55.23026 - Pool Filters	20,000		0	Implementation		10%	✗	Waiting for quotation on filtration upgrade to recycling plant.
55.23035 - Personal Floatation Devices for LTS	2,746		2,746	Completed	✓	100%	✓	Complete.
55.23032 - Opening Windows on top level of leisure pool	30,000	30,000	0	Not Started		0%	⊖	To be reviewed after AHU system for Leisure Pool installed.
55.23036 - Mobile EFTOS Terminal	5,000		0	Completed		100%	✓	Fixed line terminal preferred to mobile option. Quote being sourced.
55.23033 - Lane Ropes	15,000	8,900	6,097	Completed		100%	✓	Complete.
55.23031 - Flow Rider Investigations	10,000		2,023	Implementation		75%	⓪	Council report being prepared to go to meeting in August 2011.
55.23027 - Café Furniture	10,738		10,738	Completed	✓	100%	✓	Complete.
55.23025 - Air Supply & Exhaust Fans & Drainage System	20,000	20,000	0	Not Started		0%	⊖	Funds to be carried over - work ongoing.
Total Ryde Aquatic Leisure Centre	873,695	748,900	146,306					

Capital and Non-Capital Quarterly Status Report Period Ended June 2011

Status Legend

⓪	On track
✗	Action required
✓	Complete
⊖	Not Started

	10/11 Current Budget	June Carry Overs	10/11 YTD Actual	Project Stage (as per PM_CoR)	Carry Over Project	% project / deliverable complete (life of project)	Status of Project	June 2011 Comments
--	----------------------------	---------------------	---------------------	----------------------------------	--------------------------	---	----------------------	--------------------

Capital Projects

Outcome Area: People

Sporting Facilities								
54.22008 - Playing Fields Remediation (POT p.60)	125,500	19,600	107,050	Implementation		95%	✓	Majority of work completed, defects to be finalised.
54.22007 - Playing Fields Remediation - Subsidence on Old Landfill Site	190,000		48,412	Implementation		95%	✓	Majority of work completed, defects to be finalised.
54.22041 - 4 Netball Courts at Meadowbank Park	147,000		147,000	Completed		100%	✓	Project completed.
Total Sporting Facilities	462,500	19,600	302,462					

Trees & Planning								
54.22024 - Street Tree Planting Program (POT p.65)	50,000		47,967	Closure		100%	✓	Tree Planting Program completed and Maintenance Program now in place.
54.22049 - Skate park Cost \$200K -\$500K per site - preliminary plans	50,000	35,000	6,250	Planning		70%	⓪	Feasibility Study completed and submitted. Review of document in progress but deliberately delayed due to other works including development of IOSP and Yamble Reserve All Abilities. Playground.
54.22023 - Parks Tree Planting Program (POT p.65)	20,000		13,715	Completed		100%	✓	Tree Planting Program completed and Maintenance Program now in place.
Total Trees & Planning	120,000	35,000	67,932					

Total Deliverable	3,360,086	1,592,500	1,464,983	Implementation		86%	✗	
--------------------------	------------------	------------------	------------------	-----------------------	--	------------	----------	--

Capital and Non-Capital Quarterly Status Report Period Ended June 2011

Status Legend

⓪	On track
✗	Action required
✓	Complete
⊖	Not Started

	10/11 Current Budget	June Carry Overs	10/11 YTD Actual	Project Stage (as per PM_CoR)	Carry Over Project	% project / deliverable complete (life of project)	Status of Project	June 2011 Comments
--	----------------------------	---------------------	---------------------	----------------------------------	--------------------------	---	----------------------	--------------------

Capital Projects

Outcome Area: People

To deliver on Capital Works projects as outlined in the 2010-2011 Capital Works Program (with 90% completion, 100% commencement & 100% compliance) Due Date: Jun-11

Natural Areas, Links & Trails								
54.22015 - Shrimptons Creek Trail (POT p.59 & 63)	100,000		92,907	Completed		100%	✓	All works completed at Booth Reserve with new steps and access path installed.
54.22014 - Ryde Parramatta River Walk (POT p.43/57)	1,440,787	1,431,700	15,235	Planning	✓	20%	⓪	Project in planning stage (funding not received as of 30 June 2011).
Total Natural Areas, Links & Trails	1,540,787	1,431,700	108,143					

Passive/Unstructured Open Space								
54.22002 - Ryde Park	0		19,415	Completed		100%	✓	Project completed in 2009/10.
54.22038 - New Open Space Cnr Devlin & Park Sts	76,433		70,574	Completed	✓	100%	✓	Project completed.
54.22005 - Kissing Point & Bennelong Parks (POT p.63)	195,990	147,000	49,658	Implementation		65%	⓪	Fabrication stage in progress and installation of art work scheduled for October 2011.
54.22001 - Eastwood Park	25,952		24,703	Closure	✓	100%	✓	Softfall installation completed on Playground.
Total Passive/Unstructured Open Space	298,375	147,000	164,351					

Sporting Facilities								
54.22010 - Playing Field Lighting Upgrade (ESD, POT p.58)	291,688	141,700	125,302	Implementation	✓	40%	⓪	Multi year project. Installation and commissioning works completed at Blenheim Park with lighting now in operation. Tenders for Pidding and Meadowbank Park Lighting received and currently being finalised.
Total Sporting Facilities	291,688	141,700	125,302					

Total Deliverable	2,130,850	1,720,400	397,795	Implementation		78%	⓪	
--------------------------	------------------	------------------	----------------	-----------------------	--	------------	----------	--

Capital and Non-Capital Quarterly Status Report Period Ended June 2011

Status Legend

🟢	On track
✖	Action required
✔	Complete
⊖	Not Started

	10/11 Current Budget	June Carry Overs	10/11 YTD Actual	Project Stage (as per PM_CoR)	Carry Over Project	% project / deliverable complete (life of project)	Status of Project	June 2011 Comments
--	----------------------------	---------------------	---------------------	----------------------------------	--------------------------	---	----------------------	--------------------

Capital Projects

Outcome Area: Assets

To completion of Stage 1- Establishment and Stage 2 -Planning & Assessment of options phases of Civic Precinct Project Due Date: Jun-11

New Facilities								
56.20008 - Ryde Civic Precinct - Design	1,080,000	352,900	945,826	Planning		15%	🟢	Concept Design and Development in progress. Planning gateway.
56.20036 - CoR Centre (Stratum Land & Building)	18,375,000		0	Not Applicable		0%	⊖	Asset Valuation only.
Total New Facilities	19,455,000	352,900	945,826					

Total Deliverable	19,455,000	352,900	945,826	Planning		15%	🟢	
--------------------------	-------------------	----------------	----------------	-----------------	--	------------	----------	--

To undertake construction of Ryde Community and Sports Centre at ELS Hall Park Due Date: Mar-11

Sporting Facilities								
56.20017 - Ryde Community & Sport Centre - ELS Hall Park	4,057,720		4,076,211	Implementation	✔	100%	✔	Defects nearing completion. Commissioning in progress.
Total Sporting Facilities	4,057,720	0	4,076,211					

Total Deliverable	4,057,720	0	4,076,211	Completed		100%	✔	Project at practical completion, commissioning in progress.
--------------------------	------------------	----------	------------------	------------------	--	-------------	----------	--

To complete construction of a 3,500 square metre Community Centre at Anthony Road, West Ryde Due Date: Jun-11

New Facilities								
56.20014 - West Ryde Community Facility - Project Management	620,273	549,900	96,447	Implementation	✔	15%	🟢	Handover of WRCC warm shell expected 29 July 2011, carryover amount pending decision on fitout.
Total New Facilities	620,273	549,900	96,447					

Total Deliverable	620,273	549,900	96,447	Implementation		15%	🟢	Construction nearing completion. Handover of Community Centre expected in late July 2011.
--------------------------	----------------	----------------	---------------	-----------------------	--	------------	----------	--

Capital and Non-Capital Quarterly Status Report Period Ended June 2011

Status Legend

☑	On track
✗	Action required
✓	Complete
⊖	Not Started

	10/11 Current Budget	June Carry Overs	10/11 YTD Actual	Project Stage (as per PM_CoR)	Carry Over Project	% project / deliverable complete (life of project)	Status of Project	June 2011 Comments
--	----------------------------	---------------------	---------------------	----------------------------------	--------------------------	---	----------------------	--------------------

Capital Projects

Outcome Area: Assets

To develop and establish a facilities management program of all assets to ensure risk, compliance, statutory items are addressed in a timely manner

Due Date: Jun-11

Building Compliance & Environmental Measures								
55.20005 - Disability Access Improvement Program	10,000		7,257	Completed		100%	✓	Project completed.
55.20024 - Compliance Measures (Building Code of Australia)	60,000		0	Initiation		0%	✗	Program being established since restructure, ongoing additional resource being recruited.
Total Building Compliance & Environmental Measures	70,000	0	7,257					

Total Deliverable	70,000	0	7,257	Initiation		50%	✗	Project initiated since restructure of Public Works. Program continuing in 2011/12.
--------------------------	---------------	----------	--------------	-------------------	--	-----	---	--

To deliver on Capital Works projects as outlined in the 2010-2011 Capital Works Program (with 90% completion, 100% commencement & 100% compliance)

Due Date: Jun-11

Asset Replacement								
51.21003 - Replacement of Pits in Poor Condition	150,000	44,900	123,506	Completed		100%	✓	Program of works completed. Program increased, funding carried over to complete.
51.21002 - Replacement of Pipes in Poor Condition	1,062,500	312,500	561,105	Implementation		65%	☑	Scope and funding increased. Planned duration over two financial years. Funds carried over for this purpose.
Total Asset Replacement	1,212,500	357,400	684,611					

Building Maintenance/Replacement								
55.20004 - Community Hall, Childcare & Facilities Upgrades	100,000		64,861	Completed		100%	✓	Project completed.
55.20031 - 4 Cutler Pde - Modifications	150,000		126,078	Completed		100%	✓	Project completed.
55.20033 - Gannon Park Amenities Building	80,000		83,438	Completed		100%	✓	Project completed.
55.20032 - Dunbar Park Amenities Building	119,000		123,757	Completed		100%	✓	Project completed.
Total Building Maintenance/Replacement	449,000	0	398,134					

Capital and Non-Capital Quarterly Status Report Period Ended June 2011

Status Legend

🟢	On track
✖	Action required
🟡	Complete
⊖	Not Started

	10/11 Current Budget	June Carry Overs	10/11 YTD Actual	Project Stage (as per PM_CoR)	Carry Over Project	% project / deliverable complete (life of project)	Status of Project	June 2011 Comments
--	----------------------------	---------------------	---------------------	----------------------------------	--------------------------	---	----------------------	--------------------

Capital Projects

Outcome Area: Assets

New Facilities								
55.20013 - Security Cameras on Buildings	15,000		15,175	Completed		100%	🟡	Project completed.
55.20034 - - Eastwood Park Toilet Block near Library	232,000		220,723	Completed		100%	🟡	Project completed.
Total New Facilities	247,000	0	235,898					
Catchment Management								
53.21028 - Eastwood & Terry's Creek Floodplain Mgt Plan	100,000	100,000	0	Implementation		20%	🟢	Design and authority approvals completed. Tender advertised and contract awarded June 2011. Funding carried over to complete in 2011.
51.21009 - Drainage through Parks (Developer Funding)	64,627		82,151	Completed		100%	🟡	Additional income received from Developers to cover expenditure.
51.21008 - Completion of Missing Links	135,000		215,837	Completed		100%	🟡	Project completed.
53.21027 - Ann Thorn Park - Constitution Road Reconstruction & Drainage	1,400,000	1,399,400	0	Not Applicable		0%	⊖	Design commenced. Construction to commence when developer funds become available.
53.21006 - Ann Thorn Catchment - Design	57,971	10,000	38,833	Implementation	🟡	80%	🟢	Civil Design completed. Landscape plans underway. Funding carried over to complete in 2011. (Delays)
Total Catchment Management	1,757,598	1,509,400	336,822					
Cycleways								
47.24270 - The John Whitton Bridge (Lighting)	15,000	14,000	0	Implementation		5%	✖	Quotes obtained but exceed budget, extra funding in 2011/12 required.
47.24271 - SUP Lane Cove Road (between Epping Road and Paul Street)	67,000	37,000	38,366	Completed		100%	🟡	Project complete.
47.24278 - North Ryde to MQ University Bicycle&Pedestrian shared Path	1,000,000	300,000	540,176	Completed		100%	🟡	Project complete.
47.24272 - Minor Route Augmentation (Behavioural Signage/Line	28,000		16,768	Completed		100%	🟡	Project completed in 09/10.
47.24277 - Epping Rd-Stage 3 (No. 110 Epping Rd To Lane Cove Rd)	144,000	29,000	76,444	Completed		100%	🟡	Project complete.
47.24276 - Epping Rd-Stage 2 (No. 84 - No. 110 Epping Rd)	160,000	40,000	78,478	Completed		100%	🟡	Project complete.
47.24275 - Epping Rd-Stage 1 (Wicks Rd to No. 84 Epping Rd)	164,000	29,000	81,210	Completed		100%	🟡	Project complete.
47.24195 - Delange Road Cycleway	7,223		15,644	Completed		100%	🟡	Project complete.
47.24279 - Cycleways/Blaxland Rd at Anzac Ave-Mid Block Traffic Control	0		0	Completed		100%	🟡	RTA withdrew funding for the design (works will not go ahead).
47.24199 - Bike Route- RR01 Lighting on the northern end of John Whitto	4,086		6,718	Completed		100%	🟡	Project completed.
47.24196 - Bike Route- LR06 Cycle overbridge ramp transition to Paul St	10,017		11,952	Completed		100%	🟡	Project completed.
47.24197 - Bike Route- LR06 Cycle overbridge ramp transition to Paul St	9,354		8,228	Completed		100%	🟡	Project complete.
47.24198 - Bike Route- LL12 Epping Rd – Shrimptons Creek to Lyon Park	123,080		24,987	Completed		100%	🟡	Project complete.
47.24273 - Bike Route - RR05 Pittwater Road	0		0	Completed		100%	🟡	Project complete.
47.24269 - Bike Locker Structure - Eastwood station	0		0	Not Applicable			⊖	Project deferred by Council in Sept 2010.
Total Cycleways	1,731,760	449,000	898,972					

Capital and Non-Capital Quarterly Status Report Period Ended June 2011

Status Legend

⬆️	On track
✖️	Action required
⬆️	Complete
⊖	Not Started

	10/11 Current Budget	June Carry Overs	10/11 YTD Actual	Project Stage (as per PM_CoR)	Carry Over Project	% project / deliverable complete (life of project)	Status of Project	June 2011 Comments
--	----------------------------	---------------------	---------------------	----------------------------------	--------------------------	---	----------------------	--------------------

Capital Projects

Outcome Area: Assets

Footpath Construction								
47.24227 - Stewart St (SS Coronation - Shaftsbury)	22,000		14,517	Completed		100%	⬆️	Project completed.
47.24226 - Sherbrooke Road (SS Station St - Mons Ave)	33,000		17,155	Completed		100%	⬆️	Project completed.
47.24225 - Pickford Avenue (WS Welby Street - Lovell Road)	26,000		10,403	Completed		100%	⬆️	Project completed.
47.24224 - Park Ave (SS Anthony - Chatham)	28,000		15,537	Completed		100%	⬆️	Project completed.
47.24223 - Oakes Ave (ES Wishart - Milham)	32,000		38,457	Completed		100%	⬆️	Project completed.
47.24222 - Mons Ave (WS Bennett St - Rex St)	33,000		24,751	Completed		100%	⬆️	Project completed.
47.24221 - Mimos St (SS Moira- Shaftsbury)	23,000		17,723	Completed		100%	⬆️	Project completed.
47.24220 - Meriton St (WS Shackel - Amiens)	51,000	51,000	13,008	Completed		100%	⬆️	Project completed.
47.24219 - Marsden Rd (NS Rutledge St - No133) (in AC)	10,000	2,000	2,816	Implementation		50%	⬆️	Works commenced, will be complete July 2011.
47.24218 - Jones St (WS No14 - Quarry Rd)	38,000		29,614	Completed		100%	⬆️	Project completed.
47.24217 - Holly Ave (SS Cressy Rd to Bus Depot)	16,000		10,624	Completed		100%	⬆️	Project completed.
47.24216 - Grove Street (ES Lovell Road - Norma Avenue)	77,000		69,824	Completed		100%	⬆️	Project completed.
47.24029 - Footpath Reconstruction (Replacement)	75,000	15,000	67,580	Completed		100%	⬆️	Project completed.
47.24135 - Darvall Rd (Clanwilliam - no 76)	0		15	Completed		100%	⬆️	Completed in 2009/10.
47.24215 - Constitution Rd (NS Grand -Mons)	60,000		22,924	Completed		100%	⬆️	Project completed.
47.24214 - College St (SS no 18 - Frank)	44,000	20,000	29,966	Completed		100%	⬆️	Project completed.
47.24213 - Chisholm Street (ES Morshead - Wicks)	35,000		20,333	Completed		100%	⬆️	Project completed.
47.24212 - Chauvel St (SS Coxes- Cutler)	61,000		37,595	Completed		100%	⬆️	Project completed.
47.24211 - Brush Rd (WS Hermoyne-Warrawong)	18,000		18,176	Completed		100%	⬆️	Project completed.
47.24210 - Betty Hendry Pde (NS Wicks - Rowell)	33,000		18,337	Completed		100%	⬆️	Project completed.
47.24209 - Adelaide Street (ES Bennett Street - Constitution Road)	97,000	27,000	22,369	Completed		100%	⬆️	Project completed.
Total Footpath Construction	812,000	115,000	501,724					
58.10419 - Waste & Recycle Bins - Town Centres	195,000		176,946	Completed		100%	⬆️	Earthworks portion of project notified in Qtr 1 as on hold due to Dept of planning negotiations. GPT will be completed in July 2011. No Carry Over required.
58.10420 - Porters Creek Old Landfill Protection Works	800,000	680,000	139,237	Closure		100%	⬆️	
57.10414 - Fleet Purchases-Plant	600,000		533,859	Completed		100%	⬆️	
57.10413 - Fleet Purchases-Motor Vehicle	1,500,000		1,507,188	Completed		100%	⬆️	
57.10415 - Fleet Purchases-Light Commercial	200,000		319,162	Completed		100%	⬆️	
Total	3,295,000	680,000	2,676,391					

Capital and Non-Capital Quarterly Status Report Period Ended June 2011

Status Legend

⓪	On track
✗	Action required
✓	Complete
⊖	Not Started

	10/11 Current Budget	June Carry Overs	10/11 YTD Actual	Project Stage (as per PM_CoR)	Carry Over Project	% project / deliverable complete (life of project)	Status of Project	June 2011 Comments
--	----------------------------	---------------------	---------------------	----------------------------------	--------------------------	---	----------------------	--------------------

Capital Projects

Outcome Area: Assets

Other Capital Expenditure								
47.24203 - Sea walls/ Retaining walls	50,000		62,253	Completed		100%	✓	Project completed.
47.24274 - New Bridge over Devlin St (North)	0		0	Completed		100%	✓	Project completed (M&R by others).
47.24089 - Heavy Patching	40,000		39,736	Closure		100%	✓	Contractor engaged.
47.24084 - Gutterbridge Construction (Driveways)	150,000		193,489	Completed		100%	✓	Project completed.
47.24086 - Darvall Road Slippage	50,000		54,458	Completed		100%	✓	Project completed.
47.24201 - Carpark - East Parade, Eastwood	166,445		136,917	Completed		100%	✓	Project completed.
47.24202 - Bridge Upgrades/ Refurbishment	50,000	45,000	3,183	Planning		25%	✗	Testing completed, carried over to 2011/12.
Total Other Capital Expenditure	506,445	45,000	490,035					

Road Rehabilitation/Reconstruction								
47.24234 - Trevitt Road (Milroy Street - Parklands Road)	160,000		65,569	Closure		100%	✓	Project completed.
47.24280 - Ross Street Reconstruction	150,000		135,730	Completed		100%	✓	Project completed.
47.24164 - Richmond St (Jackson - Gallard)	0		1,972	Closure		100%	✓	Completed in 2009/10
47.24286 - Princes Street Kerb Extension	53,000		53,140	Completed		60%	✓	Project completed.
47.24233 - Pittwater Road (Coxs to Carramar Stage 2 and High St - No.	497,000	462,000	33,400	Implementation		50%	✗	Community consultation in progress. (Delay: environment)
47.24163 - Pittwater Road (Coxs - Carramar)	320,463	230,500	64,472	Implementation		50%	✗	Community consultation in progress. (Delay: environment)
47.24232 - Osgathorpe Road (Tennyson Rd - Towns St)	270,000		385,717	Closure		100%	✓	Project completed.
47.24162 - North Rd (Balaclava - Tallwood)	0		4,076	Closure		100%	✓	Completed in 2009/10
47.24231 - Mirool Street (Shaftsbury Rd - Morvan St)	100,000		66,268	Closure		100%	✓	Project completed.
47.24230 - Ida Street (Outside No 2 only)	20,000		7,568	Completed		100%	✓	Project completed.
47.24228 - Herring Road (Windsor Dr - Ivanhoe Place)	182,000		110,643	Closure		100%	✓	Project completed.
47.24229 - Herring Road (Talavera - Waterloo)	136,000	36,000	111,836	Closure		100%	✓	Project completed.
47.24161 - Cox's Road (Shaw Street - Cressy Road)	1,500		0	Closure		100%	✓	Completed in 2009/10.
Total Road Rehabilitation/Reconstruction	1,889,963	728,500	1,040,390					

Capital and Non-Capital Quarterly Status Report Period Ended June 2011

Status Legend

⬆️	On track
✖️	Action required
⬆️	Complete
⊖	Not Started

	10/11 Current Budget	June Carry Overs	10/11 YTD Actual	Project Stage (as per PM_CoR)	Carry Over Project	% project / deliverable complete (life of project)	Status of Project	June 2011 Comments
--	----------------------------	---------------------	---------------------	----------------------------------	--------------------------	---	----------------------	--------------------

Capital Projects

Outcome Area: Assets

Road Resurfacing								
47.24260 - Waterloo Road - Both Sides (Herring R - Byfield St)	349,000	349,000	3,689	Implementation		50%	✖️	Project scheduled, delayed by rain.
47.24259 - Wandoo Avenue (No.24/26 - Gladstone Avenue)	19,000		10,022	Completed		100%	⬆️	Project completed.
47.24258 - Quarry Road (Lane Cove Road - Arthur Street)	167,000		109,057	Completed		100%	⬆️	Project completed.
47.24257 - Quarry Road (Arthur Street - Aeolus Avenue)	146,000		81,007	Completed		100%	⬆️	Project completed.
47.24256 - Paul Street (Lane Cove Road - Cul De Sac)	69,000	9,000	55,085	Completed		100%	⬆️	Project completed.
47.24255 - Morshead Street (Truscott St - Berryman St)	51,000		40,258	Completed		100%	⬆️	Project completed.
47.24253 - Morrison Road (Tennyson Road - Kemp Street)	39,000		36,214	Completed		100%	⬆️	Project completed.
47.24254 - Morrison Road (Champion Rd - Tennyson Rd)	100,000		52,735	Completed		100%	⬆️	Project completed.
47.24252 - Mimos Street (Moirs Avenue - Shaftsbury Road)	30,000		27,840	Completed		100%	⬆️	Project completed.
47.24251 - Lorna Avenue (Lane Cove Road - Folkard Street)	25,000		3,844	Completed		100%	⬆️	Project completed.
47.24250 - Hunts Avenue (O'Keefe Cres - Threlfall Street)	47,000		39,678	Completed		100%	⬆️	Project completed.
47.24249 - Hollis Avenue (Karnak Street - Lovell Road)	136,000		59,881	Completed		100%	⬆️	Project completed.
47.24248 - Higginbotham Road (Nelson St - Monash Rd)	70,000		40,052	Completed		100%	⬆️	Project completed.
47.24247 - Herring Road (Kent Road - Agincourt Road)	96,000		163,212	Completed		100%	⬆️	Project completed.
47.24246 - Greene Avenue (Bambi St - Buffalo Rd)	91,000		55,980	Completed		100%	⬆️	Project completed.
47.24245 - Forsyth Street (Parkes Street - Griffith Lane)	55,000		30,448	Completed		100%	⬆️	Project completed.
47.24244 - Cressy Road (Pidding Road - Higginbotham Road)	30,000		70,555	Completed		100%	⬆️	Project completed.
47.24243 - Cressy Road (Higginbotham Rd - Buffalo Road)	100,000		89,470	Completed		100%	⬆️	Project completed.
47.24242 - Cox's Road (Blamey Street - Chauvel Street)	19,000	9,000	3,939	Implementation		30%	✖️	Kerb and Gutter completed.
47.24241 - Cobham Avenue (Parer Street - Andrew Street)	47,000		85,037	Completed		100%	⬆️	Project completed.
47.24240 - Chatham Road (Clan Alpine Street - Buena Vista)	80,000		82,799	Completed		100%	⬆️	Project completed.
47.24239 - Biara Close (Zanco Road - Cul De Sac)	16,000		14,341	Completed		100%	⬆️	Project completed.
47.24238 - Batten Avenue (Cul De Sac - Cobham Avenue)	26,000		16,390	Completed		100%	⬆️	Project completed.
47.24237 - Bank Street (Cul De Sac - Union Street)	51,000		34,735	Completed		100%	⬆️	Project completed.
47.24236 - Acacia Street (North Road - Waratah Street)	62,000		68,567	Completed		100%	⬆️	Project completed.
Total Road Resurfacing	1,921,000	367,000	1,274,835					

Capital and Non-Capital Quarterly Status Report Period Ended June 2011

Status Legend

⬆️	On track
✖️	Action required
✔️	Complete
⊖	Not Started

	10/11 Current Budget	June Carry Overs	10/11 YTD Actual	Project Stage (as per PM_CoR)	Carry Over Project	% project / deliverable complete (life of project)	Status of Project	June 2011 Comments
--	----------------------------	---------------------	---------------------	----------------------------------	--------------------------	---	----------------------	--------------------

Capital Projects

Outcome Area: Assets

Town Centres								
47.24267 - - Waterloo/ Khartoum traffic signal design	50,000	30,000	16,505	Implementation		30%	✖️	Signal designs require RTA approval. Council's consultant has prepared and submitted the design to the RTA.
47.24265 - - Waterloo Rd (SS Coolinga - Khartoum) granite paving incl c	500,000	465,000	31,618	Implementation		5%	✖️	Deferred awaiting confirmation of funding from TCA for various un-commenced projects in Macquarie Park associated with Railway Link wrap-up.
47.24266 - - Lane Cove Rd (WS Epping - Waterloo) missing links	240,000		143,408	Completed		100%	✔️	Project completed.
Total Town Centres	790,000	495,000	191,531					

Town Centre Upgrades								
47.24076 - Macquarie Park - Public Domain	593,143		549,833	Completed	✔️	100%	✔️	Project completed.
Total Town Centre Upgrades	593,143	0	549,833					

Traffic Facilities Construction								
47.24191 - Wombat crossing Morrison/ Linsley	47,434		46,850	Completed	✔️	100%	✔️	Project completed.
47.24190 - Traffic Calming devices (RTA - Lane Cove Tunnel)	42,071		33,743	Completed		100%	✔️	Project completed.
47.24262 - Shaftsbury/ Glen Roundabout	95,000	80,000	13,537	Planning		5%	⊖	Subject to resolutions of Council for deferment to resolve design options and deal with adjacent property owner issues.
47.24192 - Raised crossing Brush Rd outside Marsden High School	18,203		1,649	Completed	✔️	100%	✔️	Project completed.
47.24187 - Pittwater Rd/Field for Mars Roundabout (RTA)	224,710		264,140	Completed		100%	✔️	Project completed.
47.24264 - Pedestrian Refuge Islands	10,000		10,492	Completed		100%	✔️	Project completed.
47.24261 - North & Willow Roundabout	150,000		111,403	Completed		100%	✔️	Project completed.
47.24193 - Kerb Ramps	60,000		62,106	Completed	✔️	100%	✔️	Project completed.
47.24263 - Curzon Street / Smith Street Pedestrian Raised Threshold	35,000	32,000	9,253	Implementation		60%	✖️	Pending community consultation and Traffic Committee resolution, commencement was deferred, will be completed July 2011.
47.24185 - Andrew Street slow points (BLACKSPOT)	0		5,100	Not Applicable		100%	✔️	previous year project.
Total Traffic Facilities Construction	682,418	112,000	558,272					

Capital and Non-Capital Quarterly Status Report Period Ended June 2011

Status Legend

🟢	On track
✖	Action required
🟡	Complete
⊖	Not Started

	10/11 Current Budget	June Carry Overs	10/11 YTD Actual	Project Stage (as per PM_CoR)	Carry Over Project	% project / deliverable complete (life of project)	Status of Project	June 2011 Comments
--	----------------------------	---------------------	---------------------	----------------------------------	--------------------------	---	----------------------	--------------------

Capital Projects

Outcome Area: Assets

Water Quality Improvement								
52.21012 - Water Reuse in Meadowbank Park (Meadowbank Park Upgrade)	37,082	15,100	10,632	Closure	🟡	95%	🟢	Project requires additional works for commissioning. Funding carried over to complete in 2011.
52.21033 - Terrys Creek Rehabilitation - Yarramar Reserve (Design)	20,000		1,369	Completed		100%	🟡	Project completed.
52.21030 - Olympic Park - Gross Pollutant Traps	130,000		81,148	Completed		100%	🟡	Project completed.
52.21031 - Kittys Creek Reserve - Gross Pollutant Trap	130,000	130,000	0	Not Started		0%	⊖	Reporting error q3. Project deferred to coincide with road works in 2011/2012.
52.21032 - Kittys & Martins Creek Wetland - Kittys Creek Reserve (Plann	50,000		4,150	Completed		100%	🟡	Project completed.
52.21029 - Eastwood Town Centre - Gross Pollutant & Litter Traps	130,000		75,343	Not Started		0%	⊖	Funds diverted to complete Portius Park GPT. Savings will be used to complete in 2011/2012.
52.21015 - Eastwood (SQID)	0		3,886	Completed		100%	🟡	Project completed.
Total Water Quality Improvement	497,082	145,100	176,528					

Total Deliverable	16,384,909	5,003,400	10,013,977	Implementation		95%	🟢	Projects in various stages.
--------------------------	-------------------	------------------	-------------------	-----------------------	--	------------	----------	------------------------------------

To deliver on Capital Works projects as outlined in the 2010-2011 Capital Works Program (with 90% completion, 100% commencement & 100% compliance)

Due Date:

Jun-11

Other Capital Expenditure								
47.24087 - Implement Integrated Transport Strategy	89,151		97,064	Completed	🟡	100%	🟡	Project completed.
47.24083 - Bus Shelter Construction	78,450		71,119	Completed		100%	🟡	Project completed.
Total Other Capital Expenditure	167,601	0	168,183					

Capital and Non-Capital Quarterly Status Report Period Ended June 2011

Status Legend

☑	On track
✗	Action required
✓	Complete
⊖	Not Started

	10/11 Current Budget	June Carry Overs	10/11 YTD Actual	Project Stage (as per PM_CoR)	Carry Over Project	% project / deliverable complete (life of project)	Status of Project	June 2011 Comments
--	----------------------------	---------------------	---------------------	----------------------------------	--------------------------	---	----------------------	--------------------

Capital Projects

Outcome Area: Assets

Town Centre Upgrades								
47.24101 - Ryde Town Centre - Public Domain-Adjacent to Top Ryde Shoppi	1,660,000		713	Completed	✓	100%	✓	Assets Value under VPA. COR responsible.
47.24074 - Eastwood Town Centre	29,000	23,000	3,880	Implementation	✓	10%	✗	Protracted negotiations with Energy Australia to achieve acceptance of contractor's works.
Total Town Centre Upgrades	1,689,000	23,000	4,592					

Traffic Facilities Construction								
47.24073 - West Parade/Hillview Road Roundabout	8,956		69,989	Completed	✓	100%	✓	Project completed.
Total Traffic Facilities Construction	8,956	0	69,989					

Water Quality Improvement								
51.21020 - Strangers Creek - Restoration/Remediation	130,470		130,685	Completed	✓	100%	✓	Project completed.
51.21018 - Santa Rosa Park - Shrimptons Creek Remediation	25,000		29,933	Completed		100%	✓	Project completed.
51.21013 - Buffalo Creek - Restoration/Remediation	2,500		2,386	Completed		100%	✓	Project completed.
Total Water Quality Improvement	157,970	0	163,004					

Total Deliverable	2,023,527	23,000	405,769	Completed		92%	✓	Projects completed.
--------------------------	------------------	---------------	----------------	------------------	--	------------	---	----------------------------

Capital and Non-Capital Quarterly Status Report Period Ended June 2011

Status Legend

⬆️	On track
✖️	Action required
✓	Complete
⊖	Not Started

	10/11 Current Budget	June Carry Overs	10/11 YTD Actual	Project Stage (as per PM CoR)	Carry Over Project	% project / deliverable complete (life of project)	Status of Project	June 2011 Comments
--	----------------------------	---------------------	---------------------	----------------------------------	--------------------------	---	----------------------	--------------------

Capital Projects

Outcome Area: Governance

To gain approval for preferred option for IT Disaster Recovery site and systems Due Date: Sep-10

Information Management 24.11419 - Disaster Recovery Site	157,800	70,000	75,259	Completed		100%	✓	Completed on schedule.
Total Information Management	157,800	70,000	75,259					
Total Deliverable	157,800	70,000	75,259	Completed		100%	✓	Completed on schedule.

To implement all IT capital projects as approved in the 2010/2011 Capital Works Program Due Date: Jun-11

Information Management 24.11414 - Upgrade PC/Security-IRM Storage area	10,000	10,000	0	Not Started		0%	⊖	Insufficient resources to commence project - carried over to 2011-2012.
24.11410 - PC Hardware Replacement	35,000		44,110	Completed		100%	✓	All completed on schedule.
24.11412 - O/Head Projectors Replacement	10,000		9,950	Completed		100%	✓	All completed on schedule.
24.11415 - Network Software Administration	33,200		28,665	Completed		100%	✓	All completed on schedule.
24.11413 - Mobile Car Printers for Inspection (H&B)	5,000	5,000	0	Not Started		0%	⊖	Changes to solution concepts requiring re-evaluation of hardware for global IT architecture - carried over to 2011-2012.
24.11407 - Library-Public Access PCs (CoR Centre)	30,000		30,000	Completed		100%	✓	All completed on schedule.
24.11418 - Implement Thin Client Technology	300,000		155,517	Completed		100%	✓	All completed on schedule.
24.11409 - High Speed Scanner/OCR matching software	44,000	44,000	0	Initiation		25%	⬆️	Vendor solution under investigation - carried over to 2011-2012.
24.11416 - Expansion of Memory- Storage	45,000		43,989	Completed		100%	✓	All completed on schedule.
24.11411 - Call Centre Display Boards/headsets	35,000		27,072	Completed		100%	✓	All completed on schedule.
24.11408 - AO Scanner/Printer/Plan Copier (PW)	70,000		70,700	Completed		100%	✓	All completed on schedule.
Total Information Management	617,200	59,000	410,003					
Total Deliverable	617,200	59,000	410,003	Implementation		73%		

Capital and Non-Capital Quarterly Status Report Period Ended June 2011

Status Legend

↻	On track
✗	Action required
✓	Complete
⊖	Not Started

	10/11 Current Budget	June Carry Overs	10/11 YTD Actual	Project Stage (as per PM CoR)	Carry Over Project	% project / deliverable complete (life of project)	Status of Project	June 2011 Comments
--	----------------------------	---------------------	---------------------	----------------------------------	--------------------------	---	----------------------	--------------------

Capital Projects

Outcome Area: Governance

To provide an expanded ebusiness capability to enable internal and external customers to conduct business with Council and access information electronically:
 - Implement S149/603 Certificates with online payment
 - Implement Online Inquiry
 - Improve DA Online Application Process

Due Date: Jun-11

Information Management 24.11417 - Lodgement of DAs, Payment options etc	75,000		93,100	Completed		100%	✓	All sub projects completed as well as unplanned project of Pre-DA Booking System for RPBC resulting in the over-spend approved by ODBIG.
Total Information Management	75,000	0	93,100					

Total Deliverable	75,000	0	93,100	Completed		100%	✓	
--------------------------	---------------	----------	---------------	------------------	--	-------------	----------	--

Other Deliverables

Due Date:

Information Management 24.11435 - Merit CRMS Case Management Software Purchase	10,000		11,000	Completed		100%	✓	Implemented and under testing by Governance users.
24.11436 - InfoCouncil Software Upgrade	17,500	11,500	2,186	Implementation		60%	↻	awaiting user testing for custom changes re carry-over of funds 2011-2012.
24.11428 - IBIS Software - Purchase	38,100		38,054	Completed		100%	✓	All completed on schedule.
24.24282 - Corporate Reporting and Performance Management system	100,000	100,000	0	Initiation		10%	↻	New to IT management (Office of GM project) Tender selection completed and contract ready for execution. Carried over to 2011/12 for completion.
24.24284 - Budgeting Tool Software - Purchase	100,000	100,000	0	Initiation		10%	↻	This project has been reported to Council to carryover into the 2011/2012 financial year, demonstrations being undertaken of proposed solutions, Project Manager is the CFO.
Total Information Management	265,600	211,500	51,240					

Capital and Non-Capital Quarterly Status Report Period Ended June 2011

Status Legend

⬆️	On track
✖️	Action required
✔️	Complete
⊖	Not Started

	10/11 Current Budget	June Carry Overs	10/11 YTD Actual	Project Stage (as per PM CoR)	Carry Over Project	% project / deliverable complete (life of project)	Status of Project	June 2011 Comments
--	----------------------------	---------------------	---------------------	----------------------------------	--------------------------	---	----------------------	--------------------

Capital Projects

Outcome Area: Governance

Libraries								
24.20029 - Library Public Access PCs CoR Centre Design & Fitout	410,938		288,720	Completed		100%	✔️	All completed on schedule.
Total Libraries	410,938	0	288,720					

24.11334 - Land Aerial Photography	0		(2,200)	Not Applicable		100%	✔️	Refund of 2009-2010 expense.
24.11288 - IT Capital Purchases (Transfers)	0		(25,558)	Completed		100%	✔️	Awaiting clearance by tax invoices purchased items on behalf of service units.
20.24281 - Customer Service Capital Expenditure	0		8,464	Completed		100%	✔️	As agreed by Group Manager, Roy Newsome, purchase of new safe for Customer Service area at the Civic Centre to comply with Cash Handling Audit requirements. New safe for the Ryde Planning and Business Centre purchased by Malcolm Harild.
24.11045 - CHRIS 21 Upgrade	50,000		33,116	Completed		100%	✔️	All completed on schedule.
Total	50,000	0	13,822					

Total Deliverable	726,538	211,500	353,783	Implementation		70%	⬆️	
--------------------------	----------------	----------------	----------------	-----------------------	--	------------	-----------	--

Capital and Non-Capital Quarterly Status Report Period Ended June 2011

Status Legend

🟢	On track
✖	Action required
✔	Complete
⊖	Not Started

	10/11 Current Budget	June Carry Overs	10/11 YTD Actual	Project Stage (as per PM CoR)	Carry Over Project	% project / deliverable complete (life of project)	Status of Project	June 2011 Comments
--	----------------------------	---------------------	---------------------	----------------------------------	--------------------------	---	----------------------	--------------------

Non - Capital Projects

Outcome Area: People

Deliver and co-ordinate the Australian Local Government Women's Association National Conference Due Date: Nov-10

62.11370 - ALGWA Conference	50,000		53,774	Completed		100%	✔	Complete.
Total	50,000	0	53,774					

Total Deliverable	50,000	0	53,774	Completed		100%	✔	Complete.
--------------------------	---------------	----------	---------------	------------------	--	-------------	----------	------------------

To complete a 'Best Value Review' of the Sporting policies and procedures and maintenance arrangements for all community sporting facilities to ensure equitable/affordable access for users to sporting facilities Due Date: Mar-11

Corporate Sustainability 77.11373 - Sportfields - Best Value Review	60,000	60,000	0	Planning		50%	✖	Best Value Review is in progress in accordance with Consultant Project Brief. First Challenge Committee Meeting completed and second meeting scheduled for 25 July. Consultation with Stakeholders nearing completion with "State of Play Report" to be presented in July.
Total Corporate Sustainability	60,000	60,000	0					

Total Deliverable	60,000	60,000	0	Planning		50%	✖	Second Challenge Committee scheduled for 25 July with presentation of "State of Play" Report.
--------------------------	---------------	---------------	----------	-----------------	--	------------	----------	--

Capital and Non-Capital Quarterly Status Report Period Ended June 2011

Status Legend

🟢	On track
✖	Action required
✔	Complete
⊖	Not Started

	10/11 Current Budget	June Carry Overs	10/11 YTD Actual	Project Stage (as per PM CoR)	Carry Over Project	% project / deliverable complete (life of project)	Status of Project	June 2011 Comments
--	----------------------------	---------------------	---------------------	----------------------------------	--------------------------	---	----------------------	--------------------

Non - Capital Projects

Outcome Area: People

To redesign the City of Ryde website to improve interactivity and user friendliness

Due Date: Nov-10

66.11427 - Website Upgrade	50,000		97,738	Implementation		90%	🟢	Launch 20th July 2011.
Total	50,000	0	97,738					

Total Deliverable	50,000	0	97,738	Implementation		90%	🟢	Launch 20th July 2011.
--------------------------	---------------	----------	---------------	-----------------------	--	------------	----------	-------------------------------

To deliver on Capital Works projects as outlined in the 2010-2011 Capital Works Program (with 90% completion, 100% commencement & 100% compliance)

Due Date: Jun-11

76.11176 - Olympic Park Plan of Management	0		0	Not Started	✔	0%	⊖	Not started.
64.11421 - Granny Smith Festival - 25th Anniversary Celebration	0		1,551	Completed	✔	100%	✔	Complete.
76.11107 - Field of Mars Initiation of Action Plan	92,693	81,600	11,306	Implementation	✔	80%	🟢	Construction of boardwalk extension at Field of Mars completed. Second stage of works involving the construction of crushed granite path is in progress.
76.11020 - Brush Farm Park - Initiation of Action Plan	93,801	89,500	4,568	Implementation	✔	70%	✖	Works in progress with Archaeological Study completed as part of redevelopment of Brush Farm Sportsfields.
Total	186,494	171,100	17,426					

Playground and Small Parks								
54.11439 - Glen Reserve Safety Improvements	5,000		3,172	Completed		100%	✔	Project completed.
Total Playground and Small Parks	5,000	0	3,172					

Capital and Non-Capital Quarterly Status Report Period Ended June 2011

Status Legend

🟢	On track
✖	Action required
✔	Complete
⊖	Not Started

	10/11 Current Budget	June Carry Overs	10/11 YTD Actual	Project Stage (as per PM CoR)	Carry Over Project	% project / deliverable complete (life of project)	Status of Project	June 2011 Comments
--	----------------------------	---------------------	---------------------	----------------------------------	--------------------------	---	----------------------	--------------------

Non - Capital Projects

Outcome Area: People

Sporting Facilities								
54.22046 - NSROC Regional Sporting Plan	10,000		10,000	Completed		100%	✔	Plan completed and being implemented across NSROC.
Total Sporting Facilities	10,000	0	10,000					

Trees & Planning								
54.22047 - Open Space Masterplans	50,000	12,100	37,933	Planning		90%	🟢	Draft Meadowbank and Memorial Parks Masterplan completed on hold due to Integrated Open Space Plan commitments. Putney Park Management Plan on public exhibition and Santa Rosa Management Plan review completed as part of Community Nursery proposal. Shrimptons Creek Master Plan reviewed as part of recategorisation of land used for the construction of RCSC and Public Hearing completed.
54.22048 - Integrated Open Space MasterPlan	90,000	44,700	36,932	Planning		50%	🟢	Stage 3 of Project in Progress with second and third PGC Meetings, Advisory Committee and Councillor Workshops completed and meeting with Executive Team held. Review of Hierarchy of Open Space being undertaken as well and development of asset inventory.
Total Trees & Planning	140,000	56,800	74,865					

Total Deliverable	341,494	227,900	105,463	Implementation		75%	🟢	
--------------------------	----------------	----------------	----------------	-----------------------	--	------------	----------	--

Capital and Non-Capital Quarterly Status Report Period Ended June 2011

Status Legend

🟢	On track
✖	Action required
✔	Complete
⊖	Not Started

	10/11 Current Budget	June Carry Overs	10/11 YTD Actual	Project Stage (as per PM CoR)	Carry Over Project	% project / deliverable complete (life of project)	Status of Project	June 2011 Comments
--	----------------------------	---------------------	---------------------	----------------------------------	--------------------------	---	----------------------	--------------------

Non - Capital Projects

Outcome Area: People

To deliver on Capital Works projects as outlined in the 2010-2011 Capital Works Program (with 90% completion, 100% commencement & 100% compliance) Due Date: Jun-11

69.11281 - Brush Farm House Business Plan	50,000	50,000	15,029	Implementation		70%	✖	The first stage of the Cultural Spaces Plan is complete. Included in the Plan was a proposed way forward for the use of Brush Farm House. Stage two of the Cultural Spaces Plan includes a detailed business plan and management model for Brush Farm House. The finalisation of project has been carried over to next financial year for completion. The project is due for completion in October 2011.
Total	50,000	50,000	15,029					

Total Deliverable	50,000	50,000	15,029	Implementation		70%	✖	
--------------------------	---------------	---------------	---------------	-----------------------	--	------------	----------	--

To deliver on Capital Works projects as outlined in the 2010-2011 Capital Works Program (with 90% completion, 100% commencement & 100% compliance) Due Date: Jun-11

Trees & Planning 54.22025 - Plans of Management	6,000		0	Not Started	✔	0%	⊖	Not started.
Total Trees & Planning	6,000	0	0					

Total Deliverable	6,000	0	0	Not Started		0%	⊖	Not started.
--------------------------	--------------	----------	----------	--------------------	--	-----------	----------	---------------------

Capital and Non-Capital Quarterly Status Report Period Ended June 2011

Status Legend

⬆	On track
✗	Action required
✓	Complete
⊖	Not Started

	10/11 Current Budget	June Carry Overs	10/11 YTD Actual	Project Stage (as per PM_CoR)	Carry Over Project	% project / deliverable complete (life of project)	Status of Project	June 2011 Comments
--	----------------------------	---------------------	---------------------	----------------------------------	--------------------------	---	----------------------	--------------------

Non - Capital Projects

Outcome Area: Assets

Due Date:

53.10310 - Parramatta River Catchments Floodplain Risk Management Study	90,000		14,188	Implementation		35%	⬆	Contract awarded March 2011. Project planned to be carried out over 3 financial years, funding carried over.
Total	90,000	0	14,188					

Total Deliverable	90,000	0	14,188	Implementation		20%	⬆	Contract awarded March 2011. Project planned to be carried out over 3 financial years, funding carried over.
--------------------------	---------------	----------	---------------	-----------------------	--	------------	----------	---

Due Date:

53.10309 - Buffalo & Kitty's Creek Floodplain Risk Management Study & P	0		2,644	Not Applicable		0%	⊖	Project deferred subject to external funding.
Total	0	0	2,644					

Total Deliverable	0	0	2,644	Not Applicable		0%	⊖	Project deferred subject to external funding.
--------------------------	----------	----------	--------------	-----------------------	--	-----------	----------	--

To deliver on Capital Works projects as outlined in the 2010-2011 Capital Works Program (with 90% completion, 100% commencement & 100% compliance)

Due Date:

Jun-11

53.10308 - Macquarie Park Floodplain Risk Management Study & Plan OPEX	90,000		75,666	Completed		100%	✓	Project Completed.
53.10306 - Flood & Drainage Studies OPEX	216		1,216	Completed		100%	✓	Project Completed.
53.10307 - Eastwood Floodplain Risk Management Study & Plan OPEX	0		2,438	Completed		100%	✓	Project Completed.
Total	90,216	0	79,320					

Total Deliverable	90,216	0	79,320	Completed		100%	✓	Project Completed.
--------------------------	---------------	----------	---------------	------------------	--	-------------	----------	---------------------------

Non-Capital Quarterly Status Report Period Ended June 2011

Status Legend

🟢	On track
✖	Action required
✓	Complete
⊖	Not Started

APPENDIX B

	10/11 Current Budget	June Carry Overs	10/11 YTD Actual	Project Stage (as per PM_CoR)	Carry Over Project	% project / deliverable complete (life of project)	Status of Project	June 2011 Comments
--	----------------------------	---------------------	---------------------	----------------------------------	--------------------------	---	----------------------	--------------------

Non - Capital Projects

Outcome Area: Environment

Complete final year community engagement actions of Grant Funded Due Date: Jun-11
Catchment Connections Project involving 5 catchments through 6 community workshops, 12 bushwalks, 150 home visits advisory services and bush regeneration activities to satisfy grant requirements and produce final report

Urban Sustainability Catchment Connections 84.11036 - Catchment Connections Project	143,002		99,185	Implementation		99%	🟢	Majority of project completed 30 June 2011. Currently undertaking required project evaluation and final reporting to satisfy grant conditions - due 1 August 2011.
Total Urban Sustainability Catchment Connections	143,002	0	99,185					

Total Deliverable	143,002	0	99,185	Implementation		99%	🟢	The project is close to completion.
--------------------------	----------------	----------	---------------	-----------------------	--	------------	----------	--

Deliver Stage 1 of DECCW Grant Funded 'River to River - Reconnecting 2 key Sydney wildlife corridors' Project with partners SMCMA and Hunters Hill Council through targeted field surveys and strategic corridor planting to create new habitat and promote biodiversity Due Date: Jun-11

Urban Sustainability Catchment Connections 84.11358 - River to River Corridors Project	118,039	43,933	33,176	Implementation		33%	🟢	Completed social values mail out survey of over 2020 properties and 150 face to face interviews. Also completed Autumn 2011 bird survey, Recreation/Landscape/Ecological Context Report of the Project Corridor and the required Progress Report was submitted to the Environmental Trust to satisfy grant conditions.
Total Urban Sustainability Catchment Connections	118,039	43,933	33,176					

Total Deliverable	118,039	43,933	33,176	Implementation		33%	🟢	The project is on track.
--------------------------	----------------	---------------	---------------	-----------------------	--	------------	----------	---------------------------------

Non-Capital Quarterly Status Report Period Ended June 2011

Status Legend

🟢	On track
✖	Action required
✔	Complete
⊖	Not Started

APPENDIX B

	10/11 Current Budget	June Carry Overs	10/11 YTD Actual	Project Stage (as per PM_CoR)	Carry Over Project	% project / deliverable complete (life of project)	Status of Project	June 2011 Comments
--	----------------------------	---------------------	---------------------	----------------------------------	--------------------------	---	----------------------	--------------------

Non - Capital Projects

Outcome Area: Environment

Implement a campaign to promote the services and products of the Building and Development Advisory Service Due Date: Jun-11

Town Centres 41.11420 - Macquarie Park Marketing Strategy	95,000	95,000	0	Planning		10%	✖	The consultant brief was reviewed and refined with the commencement of the Economic Development Manager. The companies be approached to submit a quote to undertake the work were identified. The tender process would commence in July 2011.
Total Town Centres	95,000	95,000	0					

Total Deliverable	95,000	95,000	0	Planning		10%	✖	The delay on the project has resulted due to the delay in staff recruitment and the need review and refine the brief to ensure clear and workable deliverables.
--------------------------	---------------	---------------	----------	-----------------	--	-----	---	--

Implement a Sustainable Business Water, Energy and Waste Audit Project by targeting 50 local Small and Medium Enterprises over 3 years to promote sustainable business operations Due Date: Jun-11

84.11338 - Business Audit Program	65,452	21,766	58,268	Implementation		66%	🟢	Project on track. 41 businesses contacted, 26 businesses participating and 24 audits completed. Water savings identified (218 KL/day) well ahead of target (165KL/day). Project is ahead of 15% reduction target for water saved per business currently averaging 47% per site. Project end date is October 2012.
Total	65,452	21,766	58,268					

Total Deliverable	65,452	21,766	58,268	Implementation		66%	🟢	The project is on track.
--------------------------	---------------	---------------	---------------	-----------------------	--	-----	---	---------------------------------

Non-Capital Quarterly Status Report Period Ended June 2011

Status Legend

➡	On track
✗	Action required
✓	Complete
⊖	Not Started

APPENDIX B

	10/11 Current Budget	June Carry Overs	10/11 YTD Actual	Project Stage (as per PM_CoR)	Carry Over Project	% project / deliverable complete (life of project)	Status of Project	June 2011 Comments
--	----------------------------	---------------------	---------------------	----------------------------------	--------------------------	---	----------------------	--------------------

Non - Capital Projects

Outcome Area: Environment

To develop the City wide land use planning strategy to support the development of the Comprehensive Local Environmental Plan (DLEP 2011), this will include background studies in:

Due Date: Jun-11

- Centre and Corridors
- Housing
- Employment
- Parks (Open Space)
- Community & Culture
- Environment
- Transport
- Heritage

Consolidated LEP for Ryde 41.11061 - Consolidated LEP for Ryde	41,555	25,000	0	Implementation		70%	➡	During this quarter Council amended the draft LEP to address the Department requirements - in particular ensuring the DLEP complied with the Standard Instrument and the policy/ planning's directions. This resulted in a number of the DLEP clauses being amended or deleted from the document. Council is awaiting approval from the Department to exhibit the plan.
Total Consolidated LEP for Ryde	41,555	25,000	0					

Town Centres 41.11087 - Eastwood Master Plan	95,000	95,000	0	Implementation		15%	✗	The tendering process was undertaken in this quarter and the consultant selected. The process took longer than expected due to the need to negotiate a budget variation.
Total Town Centres	95,000	95,000	0					

Town Centre Upgrades 41.11267 - West Ryde Master Plan	52,952	12,300	44,976	Implementation	✓	90%	➡	The completion of the draft DCP was delayed as a result of the resignation of the staff member who managed the project.
Total Town Centre Upgrades	52,952	12,300	44,976					

Total Deliverable	189,507	132,300	44,976	Implementation		75%	➡	The DLEP 2011 is progressing well. The delay in the finalisation of the West Ryde DCP occurred in this quarter due to staffing matters. The timeframes to secure the additional funds for the Eastwood project has delayed the recruitment of consultants and commencement of the project.
--------------------------	----------------	----------------	---------------	-----------------------	--	------------	----------	---

Non-Capital Quarterly Status Report Period Ended June 2011

Status Legend

🟢	On track
✖	Action required
✔	Complete
⊖	Not Started

APPENDIX B

	10/11 Current Budget	June Carry Overs	10/11 YTD Actual	Project Stage (as per PM_CoR)	Carry Over Project	% project / deliverable complete (life of project)	Status of Project	June 2011 Comments
--	----------------------------	---------------------	---------------------	----------------------------------	--------------------------	---	----------------------	--------------------

Non - Capital Projects

Outcome Area: Environment

To develop the Citywide Comprehensive Local Environmental Plan that supports the community outcomes in Ryde 2030 Community Strategic Plan Due Date: Jun-11

41.11374 - Aboriginal Heritage Office Partnership	34,000		25,039	Implementation		70%	🟢	The Aboriginal Site Management Report was finalised by the Aboriginal Heritage Office.
Total	34,000	0	25,039					

Total Deliverable	34,000	0	25,039	Implementation		70%	🟢	The project is on track.
--------------------------	---------------	----------	---------------	-----------------------	--	------------	----------	---------------------------------

Undertake a Best Value Review of Development Assessment process to review assessment process, developers levy and fee processes and make recommendations for improvements to the development control plans and development processes to enable faster assessment Due Date: Oct-11

Corporate Sustainability 28.11373 - Assessment - Best Value Review	30,000	21,900	8,065	Implementation		75%	🟢	Due date revised to October 2011 and budget carried over because of additional research and consultation required. Staff consultation in progress July/August 2011 to formulate recommendations based on findings contained in the comprehensive metrics report presented to the Challenge Group in June 2011.
Total Corporate Sustainability	30,000	21,900	8,065					

Total Deliverable	30,000	21,900	8,065	Implementation		75%	🟢	The project is on track.
--------------------------	---------------	---------------	--------------	-----------------------	--	------------	----------	---------------------------------

Administration 41.11041 - Centres Strategy	59,272	9,800	56,384	Implementation	✔	70%	🟢	The review of the draft development controls plan for Blenheim Road Centre and Lakeside Avenue Eastwood were finalised by staff. The traffic study for Cox's Road experienced some delays in this quarter due to the need undertake additional traffic modelling.
Total Administration	59,272	9,800	56,384					

Non-Capital Quarterly Status Report Period Ended June 2011

Status Legend

🟢	On track
✖	Action required
✔	Complete
⊖	Not Started

APPENDIX B

	10/11 Current Budget	June Carry Overs	10/11 YTD Actual	Project Stage (as per PM_CoR)	Carry Over Project	% project / deliverable complete (life of project)	Status of Project	June 2011 Comments
--	----------------------------	---------------------	---------------------	----------------------------------	--------------------------	---	----------------------	--------------------

Non - Capital Projects

Outcome Area: Environment

Education & Promotion 32.11175 - Weeds Management	16,617	4,000	117	Implementation		10%	🟢	Project has commenced and 1st progress report submitted to satisfy WAP Grant funding. Majority of project to be completed next quarter, with whole project due to be finished before 30 Dec
Total Education & Promotion	16,617	4,000	117					

31.11246 - Sustainable Transport Management	135,000		136,573	Implementation		100%	🟢	2 Transport Access Guides completed in conjunction with 'Go Active to School' Project. Top Ryder Community Bus service continued this year. Over 64,672 passengers transported during 2010/11 well ahead of target.
31.11405 - Climate Change Management	55,770		44,648	Implementation		100%	🟢	Draft Mitigation Plan completed, Vulnerability Mapping and Organisation Risk Assessment to inform adaptation planning has been completed. Climate Change Response Action Plan combining both mitigation and adaptation is underway.
35.11393 - Boarding House Project	70,000		62,125	Completed	✔	100%	✔	Project completed.
Total	260,770	0	243,346					

Total Deliverable	336,659	13,800	299,848	Implementation			✔	The projects are on track.
--------------------------	----------------	---------------	----------------	-----------------------	--	--	---	-----------------------------------

Capital and Non-Capital Quarterly Status Report Period Ended June 2011

Status Legend

🟢	On track
✖	Action required
✔	Complete
⊖	Not Started

	10/11 Current Budget	June Carry Overs	10/11 YTD Actual	Project Stage (as per PM CoR)	Carry Over Project	% project / deliverable complete (life of project)	Status of Project	June 2011 Comments
--	----------------------------	---------------------	---------------------	----------------------------------	--------------------------	---	----------------------	--------------------

Non - Capital Projects

Outcome Area: Governance

Due Date:

Administration 20.11432 - Communication Plan & Launch of new Library	40,000		38,381	Completed		100%	✔	Project completed.
Total Administration	40,000	0	38,381					

Total Deliverable	40,000	0	38,381	Completed		100%	✔	Project completed.
--------------------------	---------------	----------	---------------	------------------	--	-------------	----------	---------------------------

To develop the Ryde 2030 Community Strategic Plan involving broad engagement to develop a strategic vision for the City which reflects the community vision for the City by June 2011

Due Date:

Jun-11

10.11311 - Ryde 2021 Community Strategic Plan	89,985		19,572	Completed		100%	✔	Community Strategic Plan and 4 year Delivery Plan including one year Operational Plan completed and distributed on schedule.
Total	89,985	0	19,572					

Total Deliverable	89,985	0	19,572	Completed		100%	✔	Community Strategic Plan and 4 year Delivery Plan including one year Operational Plan completed and distributed on schedule.
--------------------------	---------------	----------	---------------	------------------	--	-------------	----------	---

Capital and Non-Capital Quarterly Status Report Period Ended June 2011

Status Legend	
🟢	On track
✖	Action required
✔	Complete
⊖	Not Started

	10/11 Current Budget	June Carry Overs	10/11 YTD Actual	Project Stage (as per PM CoR)	Carry Over Project	% project / deliverable complete (life of project)	Status of Project	June 2011 Comments
--	----------------------------	---------------------	---------------------	----------------------------------	--------------------------	---	----------------------	--------------------

Non - Capital Projects

Outcome Area: Governance

To undertake a Staff Culture Survey for the organisation that provides current state of organisation, areas for future development and appropriate tools for the measurement of values and behaviours

Due Date: Feb-11

Corporate Sustainability 22.11371 - Corporate Training & Development Survey	80,000		59,023	Completed		100%	✔	Have You Say Day conducted in August 2010.
Total Corporate Sustainability	80,000	0	59,023					

Total Deliverable	80,000	0	59,023	Completed		100%	✔	Have You Say Day conducted in August 2010.
--------------------------	---------------	----------	---------------	------------------	--	-------------	----------	---

Other Deliverables





Due Date:

21.24283 - Purchase of Orgplus Software	12,500		12,298	Completed		100%	✔	Software installed.
22.11426 - Contract Administration Training	49,500	49,500	0	Planning	✔	30%	🟢	An external provider has been engaged and is scheduled to meet with staff late July to coordinate the program delivery. Anticipate rollout of accreditation within the first half of 2011/12. Carry over to 2011/12.
Total	62,000	49,500	12,298					

Total Deliverable	62,000	49,500	12,298	Implementation		100%	✔	
--------------------------	---------------	---------------	---------------	-----------------------	--	-------------	----------	--

Base Budget Quarterly Status Report Period Ended June 2011





Status Legend




-  On track
 Action required
 Complete
 Not Started

People Project Deliverables	Program	Due Date	Service Unit	% project complete (life of project)	Status of Project	June 2011 Comments
To develop the Community Facilities plan to identify specific types of facilities for specific locations including indicative costings for inclusion in the 10 year financial plan	Community Facilities	Jun-11	Community & Culture	NA	⊖	This Project is being held over to next financial year where a more comprehensive project is planned.
To develop a Cultural Facilities Plan to identify an appropriate location, type of facility and indicative costings	Arts & Culture	Dec-10	Community & Culture	100%	✓	The first stage of the Cultural Spaces Plan is complete. Stage two of the Plan is now underway, which includes the development of conceptual scopes for three facilities, including preliminary architectural drawings. Stage two of the Cultural Spaces Plan will also include a detailed business plan and management model for Brush Farm House.
To review the operations of the Community and Culture Service Unit to identify how the unit complements the Ryde 2030 Outcomes Model	Community Development	Jun-11	Community & Culture	75%	🔄	Capability framework developed and assessment of capability needs for the Unit to move to a capacity building model undertaken. This project will be finalised in the next financial year. The project timeframe was extended to ensure adequate consultation takes place.
To develop alternative business models for Brush Farm House	Arts & Culture	Dec-10	Group Manager Community Life	70%	✗	The first stage of the Cultural Spaces Plan is complete. Included in the Plan was a proposed way forward for the use of Brush Farm House. Stage two of the Cultural Spaces Plan includes a detailed business plan and management model for Brush Farm House. The project is due for completion in October 2011.
Investigate operating models for ELS Hall	Sports & Recreation	Dec-10	Group Manager Community Life	100%	✓	Complete. ELS Hall now operational with YMCA managing facility on behalf of council.
Develop a Library Technology Plan that outlines the potential for emerging technologies	Libraries	Jun-11	Library	100%	✓	Draft technology plan has been completed. Finalisation was slowed by preparation for new Ryde Library and resignation of staff member responsible.
To implement the Bushland Plan of Management undertaking regeneration of 20 identified sites	Environment	Jun-11	Open Space	100%	✓	Maintenance contracts operating in accordance with specifications. Field of Mars track works in progress with boardwalk extension completed and second stage with gravel path installation commenced but works delayed due to wet weather. Works at Brush Farm and Lambert Parks completed.
To complete a 'Best Value Review' of the Sporting policies and procedures and maintenance arrangements for all community sporting facilities to ensure equitable/affordable access for users to sporting facilities	Sports & Recreation	Mar-11	Open Space	50%	✗	Best Value Review is in progress in accordance with Consultant Project Brief. First Challenge Committee Meeting completed and second meeting scheduled for 25 July. Consultation with Stakeholders nearing completion with State of Play Report to be presented in July.

Base Budget Quarterly Status Report Period Ended June 2011





Status Legend













-  On track
-  Action required
-  Complete
-  Not Started

People						% project complete (life of project)	Status of Project	June 2011 Comments
Project Deliverables		Program	Due Date	Service Unit				
To review current Tree Management processes and procedures to comply with the requirements of the LEP/DCP 2008		Trees and Tree Management	Dec-10	Open Space		60%		Review of DCP is continuing with draft document nearing completion. Delays in program due to availability of a Councillor Workshop which is now scheduled for 9 August. Regular meetings being conducted as project continues. Acting Open Space Planner undertaking review of document due to legal background and experience in the area.
Investigate the feasibility of a 'Wave Rider' for the Ryde Aquatic Leisure Centre		Leisure	Jun-11	Ryde Aquatic Leisure Centre		75%		Parks Asset team has prepared concept drawings & indicative costings. Manager Waste & Fleet, Group Manager Corporate Service & Chief Financial Officer have all reviewed financial forecast. Concept has been presented to ET, and the financial models have been inspected by Council's auditors. A Report is being prepared to go to Council in August 2011.
To develop a corporate branding strategy for the City of Ryde to promote dialogue with residents and partners to improve the visibility of Council services		Marketing & Communications	Sep-10	Community Relations		100%		Project Plan developed for 2011-12, have commenced rolling out new branding and commencement of style guide.

Base Budget Quarterly Status Report Period Ended June 2011





Status Legend










-  On track
-  Action required
-  Complete
-  Not Started

Assets Project Deliverables	Program	Due Date	Service Unit	% project complete	Status	June 2011 Comments
To finalise Council's Public Domain Standard Technical Specifications and Drawings Document to guide Town Centre renewal program	Town Centres	Mar-11	Access	100%		Technical standards document for general public domain (ie other than specific locations) updated & available for DCP revision.
To review the Road Hierarchy MasterPlan to bring the document and traffic data up-to-date	Roads	Jun-11	Access	90%		Maps prepared. Report being prepared for presentation to September Works Committee.
To review Service Level agreements for the delivery of Cycleway, Footpath, Roads, Bridges & Seawalls programs	Roads	Sep-10	Access	100%		Documents reviewed, agreements reflect current Plans. Will need further review with IP&R implementation.
To complete the Macquarie Park Floodplain Management Plan for adoption by Council	Catchment Management	Jun-11	Catchments & Assets	100%		Macquarie Park Floodplain Management Plan completed and adopted by Council on 1 February 2011.
To undertake a review of the Catchment Management Strategy to bring the document and action plan up-to-date	Catchment Management	Jun-11	Catchments & Assets	0%		Review on hold. New plan being developed in line with the 2011-2015 Delivery Plan.
To review Service Level agreements for the delivery of Catchment and Parks Assets programs	Parks	Sep-10	Catchments & Assets	0%		Review of the Service Level Agreements in this area and all other areas are to be reviewed by Business Managers once the revised Public Works organisation structure is implemented in 2011/12.
To develop a Service Level Agreement for Fleet and Mechanical Workshop including internal customer service guarantee	Fleet	Jun-11	Waste & Fleet	100%		Agreement finalised and implemented.
To undertake a Biodiesel trial on selected Council trucks and plant to determine if it is beneficial to extend over the whole heavy vehicle fleet	Fleet	Dec-10	Waste & Fleet	100%		Project completed Quarter 1.
To review Council's waste strategy including investigation of alternate waste technologies	Waste	Dec-10	Waste & Fleet	100%		Waste Strategy completed. NSROC workshop completed in July 2011 and another to be scheduled in November 2011. Further Council workshops to be organised if required. Actions for 2010/2011 completed.
To develop and establish a facilities management program of all assets to ensure risk, compliance, statutory items are addressed in a timely manner	Buildings & Property	Jun-11	Buildings	15%		Program maintenance schedules being established with additional resources being recruited. (2.5 year project).
To develop a staff accommodation plan to inform how to best provide Council's civic and operational functions in the mid to long term	Buildings & Property	Jun-11	Buildings	5%		Accommodation Plan being reviewed following the recent commissioning of new buildings.
To deliver the yearly maintenance program for Access, Catchments, Parks and Buildings within budget and in accordance with Service Level Agreements	Operations	Jun-11	Operations	100%		Maintenance programs done, regular and routine works ongoing.

Base Budget Quarterly Status Report Period Ended June 2011





Status Legend












-  On track
 Action required
 Complete
 Not Started

Environment Project Deliverables	Program	Due Date	Service Unit	% project complete	Status	June 2011 Comments
Undertake a Best Value Review of Development Assessment process to review assessment process, developers levy and fee processes and make recommendations for improvements to the development control plans and development processes to enable faster assessment	Development Assessment	Oct-11	Assessment	75%		Challenge Group held 16 June 2011 to challenge findings, benchmarking, and customer feedback. Staff consultation in progress July/August 2011 to formulate recommendations based on findings contained in the comprehensive metrics report presented to the Challenge Group in June 2011.
Implement a campaign to promote the services and products of the Building and Development Advisory Service	Customer Service	Jun-11	Urban Planning	90%		Two information sessions held this quarter and 8 information sheets updated.
Implement priority actions within the Economic Development Strategy to deliver actions and services to support local businesses and assist in creating a strong local economy	Economic Development	Jun-11	Urban Planning	5%		The Economic Development Manager commenced working at Council during this quarter. A number of actions have commenced this quarter that fall under the umbrella of the EDS, including identifying the list of services to be provided at the Planning and Business Centre, completing the MOU with the Ryde Business Forum, finalisation of the brief for the Marketing Plan in Macquarie Park.
Key sections of Development Control Plan 2010 including the sections on the parking controls and dwelling houses are reviewed, publicly exhibited and reported to Council for consideration	Strategic Planning	Jun-11	Urban Planning	50%		The review program and meeting key milestones for the parking section, dwelling house and multi unit housing section have been delayed due to the work commitments and work priorities of the Unit. The review of a number of the parts in DCP 2010 are linked to work and recommendation of the BVR being undertaken by Assessment.
To implement Boarding House Enforcement Project to reduce the number of unauthorised boarding houses	Development Compliance	Mar-11	Environmental Health	100%		Project Completed.
To implement the Brothel investigation project to ensure compliance with development control plans	Development Compliance	Jun-11	Environmental Health	100%		Project Completed.
Renew the Ryde Greenhouse Gas Mitigation Plan to meet or exceed local mitigation targets and develop adaptation strategies to manage the local risks and impacts of climate change	Climate Change	Jun-11	Environment	100%		Draft Mitigation Plan completed and a Climate Change Response Action Plan combining both mitigation and adaptation measures, and informed by completed vulnerability mapping and risk assessment results is underway.
Complete Ryde Energy Saving Action Plan for the RALC targeting a reduction of at least 10% in energy consumption from the base-year 2003/04 by 2011/12	Water and Energy Conservation	Jun-11	Environment	100%		Energy Saving Plan is targeting Co Generation Plant for the RALC. Funding source identified for design and construction 2011/12. Awaiting final options analysis and pay back calculations.
Implement 5 Star Every Drop Counts action plan for organisation to reduce water consumption by 15% below 2003/04 baseline year by improving metering, monitoring and control systems	Water and Energy Conservation	Jun-11	Environment	100%		Quarterly tracking on target for substantial reduction well ahead of target. Predicted YTD water consumption expected to be in excess of 21% below baseyear consumption.

Base Budget Quarterly Status Report Period Ended June 2011





Status Legend








-  On track
-  Action required
-  Complete
-  Not Started

Governance Project Deliverables	Program	Due Date	Service Unit	% project complete	Status	June 2011 Comments
To develop a suite of Strategic and Corporate Key Performance Indicators across the organisation aligned to the Ryde 2030 Community Strategic Plan Outcomes and support Council's internal and external reporting needs	Governance	May-11	Strategy & Projects	100%		Project completed.
To develop in consultation with Group Managers and Service Units Managers a relevant set of delegations and accountabilities	Governance	Jun-11	Strategy & Projects	100%		Project completed.
To develop and adopt an Outcomes Framework across the organisation that aligns to Ryde 2030 Community Strategic Plan	Organisational Development	Nov-10	Strategy & Projects	100%		Project completed.
To develop a Four Year Delivery Program that reflects the outcomes of the Ryde 2030 Community Strategic Plan with appropriate internal and external consultation	Strategic Planning	Jun-11	Strategy & Projects	100%		Project completed.
To review the Best Value Framework methodology and train Service Unit Managers undertaking a Best Value Review and identify the 2011/2012 program in consultation with the audit plan	Strategic Planning	Dec-10	Strategy & Projects	80%		This review will occur in late 2011.
To review current customer service delivery and develop a new Customer Service Strategy, policies, accountabilities, procedures and report types for improvement to Council's customer contact	Customer Service	Dec-10	Customer Service	75%		Review is currently underway by Manager Customer Service. Due date extended to allow for completion of review and recruitment of relevant staff. Recruitment currently underway.
To develop and implement customer satisfaction feedback mechanisms focused on customer services and service requests	Customer Service	Mar-11	Customer Service	75%		Manager Customer Service is currently researching appropriate feedback mechanisms as a component of the Customer Service and Community Engagement Plan.
To establish the self service customer service function at the new City of Ryde Library and Customer Service centre	Customer Service	May-11	Customer Service	100%		Ryde Planning & Business Centre opened 5 May 2011. Operational and design requirements for the Centre have been successful. On-line Booking System is operational and working well. Independent survey analysis very positive, the new Centre is providing a service offering that has been very well received by customers.
To undertake a review of Council's Investment Policy, in line with the new Guidelines issued by the Department of Local Government	Financial Management	Oct-10	Finance	100%		Adopted at September Council meeting.
To update and realign Council's Long Term Financial Plan that supports Council's Resourcing Strategy for the Ryde 2030 Community Strategic Plan	Financial Management	Jun-11	Finance	25%		Draft for 4 years was included in the Delivery & Operational Plans for 2011/2012, a more comprehensive solution will be incorporated into the budgeting tool, which is currently being assessed and will be implemented in 2011/2012.
To develop support systems to ensure a consistent standard of secretarial support is provided for all Council Advisory Committees	Community Engagement	Jun-11	Governance	100%		Project completed and service will be ongoing.

Base Budget Quarterly Status Report Period Ended June 2011





Status Legend



-  On track
-  Action required
-  Complete
-  Not Started

Governance Project Deliverables						
	Program	Due Date	Service Unit	% project complete	Status	June 2011 Comments
To establish Corporate Governance system to manage all registers and report on all legislative deadlines across the organisation to ensure compliance	Governance	Aug-10	Governance	100%		A corporate system is planned for introduction through 2011/12. Improvements are planned for 2011/12.
To re-design the Council report format in consultation with Executive Team, staff and Councillors and co-ordinate relevant training to key users on the report format and report writing techniques	Governance	Dec-10	Governance	80%		Project carried over into 2011/12 due to IT requirements.
To implement an appropriate corporate wide approach to training that includes refresher training, mentoring program and a women's development program	Human Resources	Sep-10	Human Resources	100%		Project completed.
To develop a leadership training plan for all managers/supervisors. Plan to include Managing for Performance, Project Management, Budget Management and Contract/Procurement	Human Resources	Oct-10	Human Resources	75%		Out of the four modules listed here, 3 have been completed with the one remaining (Contracts/Procurement) which is scheduled for completion in the first quarter of 2011/12.
To develop the City of Ryde's Workforce Plan that reflects the outcomes of the Ryde 2030 Community Strategic Plan with appropriate internal and external consultation	Strategic Planning	Mar-11	Human Resources	10%		Skills analysis across the organisation has been conducted, the Development of the Workforce Plan is in progress and will be completed during the second half of 2011 in time for the 2012 integrated planning and reporting cycle. Deferred to allow for structural changes to be implemented.
To deliver the Internal Audit plan and report to Audit Committee	Internal Audit	Jun-11	Risk & Audit	80%		Progress against the Internal Audit plan has been affected by the resignation of the incumbent Internal Auditor effective 8 April 2011 and difficulties encountered in recruitment of a suitable replacement. Revised Internal Audit plan has been updated and presented to the Audit Committee to reflect the Audit tasks that will be carried forward to 2011/2012 year.
To review and revise Council's existing procurement framework and establish (where required) new procedural documents and processes	Procurement	Jun-11	Risk & Audit	75%		Substantial progress achieved in reviewing procurement framework. This is to be rolled out to the organisation over the first half of the 2011/12 year. An external contractor has been appointed to implement Contract Administration Accreditation which will be an integral component of Procurement and Contract Management Accreditation

Base Budget Quarterly Status Report Period Ended June 2011

Status Legend

-  On track
-  Action required
-  Complete
-  Not Started

Governance Project Deliverables						
	Program	Due Date	Service Unit	% project complete	Status	June 2011 Comments
To implement the Enterprise Risk Management strategy including 50% rollout throughout the organisation	Risk Management	Jun-11	Risk & Audit	20%		Rollout deferred until 2011/2012 to allow for other organisational change programs to be embedded. Business Continuity Plan (BCP) is now complete and has been distributed to the Continuity Management team, support staff and other Service Unit Managers.
To develop a claims database for the recording of insurance claims and incidents	Risk Management	Jun-11	Risk & Audit	100%		Ongoing consultation with investigations (Assets) and IT to avoid duplication of effort (with Assets database). New fields within TRIM have been identified to allow linkage to mapping database and linking of claims component of database. Claims database component complete.



Natural Account	Description	10/11 Opening Balance	Budget To Reserve	Budget From Reserve	10/11 Budget Result	Review To Reserve	Review From Reserve	10/11 Review Result
93001 - Internally Restricted Revenues								
8301	Stockland Creche Contribution					1,000,000.00		1,000,000.00
8302	Voluntary Planning Agreement Reserve	138,777.27	1,749,400.00	-1,400,000.00	488,177.27			488,177.27
8304	Asset Replacement Reserve	4,205,124.48	1,960,500.00	-2,185,000.00	3,980,624.48			3,980,624.48
8305	Plant Replacement Reserve	615,126.60	3,024,940.44	-1,969,318.45	1,670,748.59			1,670,748.59
8306	Ryde Aquatic Leisure Centre Reserve	3,066,413.52	4,074,788.06	-3,788,644.57	3,352,557.01			3,352,557.01
8307	Financial Security Reserve	140,343.41	802,351.00		942,694.41			942,694.41
8309	Council Election Reserve	435,284.70	120,000.00		555,284.70			555,284.70
8311	Investment Property Reserve	17,320,369.43	973,751.00	-40,000.00	18,254,120.43			18,254,120.43
8312	Civic Precinct Redevelopment Reserve	7,978,582.23	893,900.00	-4,621,000.00	4,251,482.23			4,251,482.23
8314	Carryover Works Reserve	4,833,744.00	3,179,866.00	-4,833,744.00	3,179,866.00	116,100.00		3,295,966.00
8318	Porters Creek Reserve	199,348.89			199,348.89			199,348.89
8319	Insurance Fluctuation Reserve	150,000.00			150,000.00	119,900.00		269,900.00
8320	OHS & Injury Management Reserve		45,000.00		45,000.00			45,000.00
Total Internally Restricted Revenues		39,083,114.53	16,824,496.50	-18,837,707.02	37,069,904.01	1,236,000.00		38,305,904.01
93002 - Internally Restricted Liabilities								
8326	West Ryde Child Care Centre Reserve	202,745.17	11,043.00		213,788.17			213,788.17
8327	Employee Leave Entitlements Reserve	2,221,900.01	60,000.00		2,281,900.01			2,281,900.01
8328	Refundable Deposits Reserves	7,502,552.55	20,000.00		7,522,552.55			7,522,552.55
Total Internally Restricted Liabilities		9,927,197.73	91,043.00		10,018,240.73			10,018,240.73
93003 - Section 94 Contribution Reserves								
8351	Community & Cultural Facilities Reserve	18,454.02	623,000.00	-1,050,000.00	-408,545.98			-408,545.98
8352	Open Space & Recreation Facilities Reserve	-3,664,059.37	2,098,100.00	-461,500.00	-2,027,459.37			-2,027,459.37
8353	Roads & Traffic Management Facilities Reserve	-900,443.90	159,000.00		-741,443.90			-741,443.90
8354	Stormwater Management Facilities Reserve	5,677,508.09	308,900.00	-54,000.00	5,932,408.09			5,932,408.09
8355	Section 94 Plan Administration Reserve	432,822.81	16,000.00	-10,000.00	438,822.81			438,822.81
Total Section 94 Contribution Reserves		1,564,281.65	3,205,000.00	-1,575,500.00	3,193,781.65			3,193,781.65

Natural Account	Description	10/11 Opening Balance	Budget To Reserve	Budget From Reserve	10/11 Budget Result	Review To Reserve	Review From Reserve	10/11 Review Result
93004 - Other External Restrictions								
8376	Domestic Waste Management Reserve	2,946,083.07	13,575,369.83	-14,319,416.25	2,202,036.65			2,202,036.65
8377	External Drainage Works Contribution Reserve	124,534.42		-64,627.00	59,907.42			59,907.42
8378	Macquarie Park Corridor Special Rate Reserve	412,693.47	1,803,800.00	-1,020,000.00	1,196,493.47			1,196,493.47
8379	Stormwater Management Service Charge Reserve	14,449.82	1,278,100.00	-970,000.00	322,549.82			322,549.82
Total Other External Restrictions		3,497,760.78	16,657,269.83	-16,374,043.25	3,780,987.36			3,780,987.36
93005 - Unexpended Grants Reserves								
8401	U/Exp Grant - Home Modification & Maintenance	179,365.22			179,365.22	37,100.00		216,465.22
8402	U/Exp Grant - Youth Council	2,500.00			2,500.00			2,500.00
8403	U/Exp Grant - Volunteer Referral Agency	10,727.68			10,727.68	8,600.00		19,327.68
8404	U/Exp Grant - Library Local Priority	18,472.00	16,000.00	-18,472.00	16,000.00			16,000.00
8405	U/Exp Grant - Literacy Links							
8406	U/Exp Grant - Catchments Connections Administration	193,404.00		-193,404.00				
8407	U/Exp Grant - Dunbar Park Wetland - Plan of Management	770.00		-770.00				
8408	U/Exp Grant - Urban Sustain Program - Looking Glass	49,563.00			49,563.00			49,563.00
8409	U/Exp Grant - Consolidated LEP for Ryde	24,654.55	25,000.00	-16,554.55	33,100.00			33,100.00
8410	U/Exp Grant - Santa Rosa Park - Creek Rehabilitation	127,273.00		-127,273.00				
8411	U/Exp Grant - Firebreaks							
8412	U/Exp Grant - Booth Reserve - 2008							
8413	U/Exp Grant - Sydney North/SydneyWest Tussock	8,907.95			8,907.95			8,907.95
8414	U/Exp Grant - Ryde Community & Sport Centre - E	1,436,220.00		-1,436,220.00				
8415	U/Exp Grant - Buffalo Creek - (SQID)	18,778.31			18,778.31			18,778.31
8416	U/Exp Grant - Financial Assistance Grants	488,034.00		-488,034.00		736,578.00		736,578.00
8417	U/Exp Grant - Road Services Unit Management	187,462.00		-187,462.00				
8418	U/Exp Grant - Macquarie Park Master Plan	11,000.00			11,000.00	30,000.00		41,000.00
8419	U/Exp Grant - Sydney Water Business Audit Progr	72,689.72			72,689.72			72,689.72
8420	U/Exp Grant - Booth Reserve - 2009	9,306.77			9,306.77			9,306.77
8421	U/Exp Grant - Garden Competition	1,825.08			1,825.08	1,600.00		3,425.08
8422	U/Exp Grant - Bus Shelter Contribution	53,450.00		-53,450.00				
8423	U/Exp Grant - Netball Courts	147,000.00		-147,000.00				
8424	U/Exp Grant - Library Books	90,000.00		-90,000.00				
8425	U/Exp Grant - RTA - Pittwater Road	37,463.00	37,500.00	-37,463.00	37,500.00			37,500.00
8426	U/Exp Grant - Noxious Weeds Management	12,617.00	4,000.00	-12,617.00	4,000.00			4,000.00
8427	U/Exp Grant - Rivers to Rivers Corridor	57,189.00	18,933.00	-57,189.00	18,933.00			18,933.00
8428	U/Exp Grant - Cutler Parade	604.85			604.85			604.85
8429	U/Exp Grant - NSW Sport Regrading & Levelling	25,500.00	19,600.00	-25,500.00	19,600.00			19,600.00



<i>Natural Account</i>	<i>Description</i>	<i>10/11 Opening Balance</i>	<i>Budget To Reserve</i>	<i>Budget From Reserve</i>	<i>10/11 Budget Result</i>	<i>Review To Reserve</i>	<i>Review From Reserve</i>	<i>10/11 Review Result</i>
8431	U/Exp Grant - RTA Andrew St Slow points	5,100.00			5,100.00			5,100.00
8432	U/Exp Grant - Eastwood Floodplain Risk	18,158.88			18,158.88			18,158.88
8433	U/Exp Grant - Liberty Swing Dunbar Park	7,848.13			7,848.13			7,848.13
8434	U/Exp Grant - Sport Development Program	542.76			542.76			542.76
8435	U/Exp Grant - WASIP	391,806.94	530,000.00	-390,000.00	531,806.94			531,806.94
8436	U/Exp Grant - Yamble Reserve- All Abilities Playgr					200,000.00		200,000.00
Total Unexpended Grants Reserves		3,688,233.84	651,033.00	-3,281,408.55	1,057,858.29	1,013,878.00		2,071,736.29
TOTAL RESERVES		57,760,588.53	37,428,842.33	-40,068,658.82	55,120,772.04	2,249,878.00		57,370,650.04

City of Ryde - 2011/2012 Quarterly Changes Report

			<i>Approved Budget 2011/2012</i>	<i>Actual 2011/2012</i>	<i>Proposed Changes 2011/2012</i>	<i>Comments</i>
--	--	--	--	-----------------------------	---	-----------------

Assets

943 - Access

4710001	Road Services Unit Management	Op Inc	(582,538)	(806,841)	(205,681)	Recognition of prepayment of the Financial Assistance grant
4724198	Bike Route- LL12 Epping Rd – Shrimptons Creek to Lyon Park R	Cap Inc	(61,540)	(14,082)	47,500	Income reduced, RTA grant will be received in 2011/2012 instead of 2010/2011
4724229	Herring Road (Talavera - Waterloo)	Cap Inc	(32,000)		(36,000)	Project is completed and carryover is not required
4724262	Shaftsbury/ Glen Roundabout	Cap Inc	(15,000)		(65,000)	Income reduced, RTA grant not received, Council will need to reapply for this funding.
4724198	Bike Route- LL12 Epping Rd – Shrimptons Creek to Lyon Park R	Cap Exp	123,080		(98,100)	Project has not been completed and funding is carried over to 2011/2012
4724229	Herring Road (Talavera - Waterloo)	Cap Exp	100,000		36,000	Project is completed and carryover is not required
4724262	Shaftsbury/ Glen Roundabout	Cap Exp	15,000		80,000	Project is not going ahead and carryover is not required, funding has been lost and Council will need to reapply for the RTA funding.
4710001	Road Services Unit Management	To Res			205,681	Prepayment of Financial Assistance grant to be transferred to reserve
4724198	Bike Route- LL12 Epping Rd – Shrimptons Creek to Lyon Park R	To Res			50,600	Project has not been completed and funding is carried over to 2011/2012
Total 943 - Access					15,000	
Total Assets					15,000	

City of Ryde - 2011/2012 Quarterly Changes Report

		<i>Approved Budget 2011/2012</i>	<i>Actual 2011/2012</i>	<i>Proposed Changes 2011/2012</i>	<i>Comments</i>
Environment					
934 - Urban Planning					
4111155	Macquarie Park Master Plan	NCP Inc	(30,000)	(30,000)	Grant funding received in 2010/2011 and project will be commenced in 2011/2012
4111155	Macquarie Park Master Plan	To Res		30,000	Unspent grant funding to be transferred to reserve
Total 934 - Urban Planning					
Total Environment					

City of Ryde - 2011/2012 Quarterly Changes Report

			<i>Approved Budget 2011/2012</i>	<i>Actual 2011/2012</i>	<i>Proposed Changes 2011/2012</i>	<i>Comments</i>
--	--	--	--	-----------------------------	---	-----------------

Governance

922 - Customer Service

2011001	Customer Service Administration	Op Exp	70,000	4,500	(65,500)	Funding is carried over to complete the Surveying Tool and Social Media Platform project
2011001	Customer Service Administration	To Res			65,500	Unspent funding to be transferred to reserve
Total 922 - Customer Service						

925 - Risk & Audit

1611135	Insurance Premiums	Op Exp	337,500	332,500	(119,900)	Saving on insurance premium to be transferred to the Insurance Fluctuation reserve as per Council procedure
1611211	Risk Management	To Res			119,900	Saving on insurance premium to be transferred to the Insurance Fluctuation reserve as per Council procedure
Total 925 - Risk & Audit						

926 - Financial Services

1211109	Finance Controlled Items	Op Inc		(1,000,000)	(1,000,000)	Contribution received from Stocklands for sale of Paul Street North
1311110	Financial Assistance Grant	Op Inc	(1,488,966)	(2,092,213)	(530,897)	Recognition of prepayment of the Financial Assistance grant
1211109	Finance Controlled Items	To Res			1,000,000	Transfer contribution received from Stocklands for sale of Paul Street North to internal reserves
1311110	Financial Assistance Grant	To Res			530,897	Prepayment of Financial Assistance grant to be transferred to internal reserves
Total 926 - Financial Services						

Total Governance						
-------------------------	--	--	--	--	--	--

City of Ryde - 2011/2012 Quarterly Changes Report

			<i>Approved Budget 2011/2012</i>	<i>Actual 2011/2012</i>	<i>Proposed Changes 2011/2012</i>	<i>Comments</i>
--	--	--	--	-----------------------------	---	-----------------

People

951 - Open Space

7711113	Garden Competition	Op Exp	3,500	81	(1,600)	Unspent Garden Competition grant to be carried over to 2011/2012
7740141	Yamble Reserve- All Abilities Playground	Cap Inc		(200,000)	(200,000)	Recognition of Yamble Reserve - All Abilities Playground grant
7711113	Garden Competition	To Res			1,600	Transfer unspent Garden Competition grant to reserve
7740141	Yamble Reserve- All Abilities Playground	To Res			200,000	Transfer unspent Yamble Reserve - All Abilities Playground grant to reserve
Total 951 - Open Space						

953 - Community & Culture

6811261	Volunteer Referral Agency	Op Inc	(84,673)	(93,079)	(8,600)	Unspent Volunteer Referral Agency grant to be carried over to 2011/2012
6811127	Home Modification & Maintenance	Op Exp	232,406	201,472	(37,100)	Unspent Home Modification grant and contributions to be carried over to 2011/2012
6811127	Home Modification & Maintenance	To Res			37,100	Transfer unspent grants and contributions to the Home Modification grant reserve
6811261	Volunteer Referral Agency	To Res			8,600	Transfer unspent Volunteer Referral Agency grant to reserve
Total 953 - Community & Culture						

Total People

GRAND TOTAL

15,000

Consolidated Income & Expenditure Estimates 2010/2011

Includes all Special Rates & Levies

	Original Budget 2010/2011 \$'000	C/Over Budget 2010/2011 \$'000	TOTAL Original Budget 2010/2011 \$'000	Sep Changes 2010/2011 \$'000	Dec Changes 2010/2011 \$'000	Mar Changes 2010/2011 \$'000	Jun Carryovers 2010/2011 \$'000	Jun Changes 2010/2011 \$'000	PROPOSED Budget 2010/2011 \$'000	ACTUAL YTD 2010/2011 \$'000
PROJECTED OPERATING RESULT										
OPERATING REVENUE										
Rates & Annual Charges	55,816		55,816			221			56,037	56,279
User Charges & Fees	11,161		11,161	(25)	(5)	(102)			11,029	11,025
Interest	2,489		2,489	801	209	760			4,260	5,038
Other Operating Revenue	5,278	50	5,328	6	250	331			5,916	6,112
Operating Grants & Contributions	6,450	15	6,465	(785)	(11)	(91)	(65)	1,775	7,287	7,163
TOTAL OPERATING REVENUE	81,194	65	81,259	(3)	443	1,120	(65)	1,775	84,529	85,617
OPERATING EXPENSES										
Employee Costs	33,732	9	33,741	53	(635)	437	(50)		33,547	30,752
Materials & Contracts	23,104	925	24,029	73	1,023	2,087	(896)	(103)	26,214	23,250
Borrowing Costs	344		344			500			844	371
Other Operating Expenses	11,027	290	11,316	(16)	80	(2,977)	(9)	(122)	8,273	8,275
TOTAL OPERATING EXPENSES	68,207	1,223	69,431	110	468	47	(954)	(224)	68,877	62,647
Operating Result Before Capital Amounts	12,986	(1,158)	11,828	(113)	(25)	1,073	889	1,999	15,651	22,971
Capital Grants & Contributions	5,615	436	6,050	(37)	1,330	(13)	(1,896)	254	5,688	5,379
In-kind Contributions	43,350		43,350			(23,355)			19,995	
Net Gain / (Loss) on Disposal of Assets										(1,433)
Total Capital Income	48,965	436	49,400	(37)	1,330	(23,368)	(1,896)	254	25,683	3,946
Operating Result Before Depreciation	61,951	(722)	61,228	(150)	1,305	(22,295)	(1,007)	2,253	41,334	26,917
Depreciation & Impairment	18,500		18,500						18,500	882
Operating Result	43,451	(722)	42,728	(150)	1,305	(22,295)	(1,007)	2,253	22,834	26,034
PROJECTED FUNDING										
OPERATING RESULT	43,451	(722)	42,728	(150)	1,305	(22,295)	(1,007)	2,253	22,834	26,034
Funding										
Add (Non-Cash) - Depreciation	18,500		18,500						18,500	882
ADD Book Value of Assets Disposed	801		801	974					1,775	2,317
Cash Available to Fund Capital Expenditure	62,752	(722)	62,029	824	1,305	(22,295)	(1,007)	2,253	43,109	29,233
CAPITAL EXPENDITURE										
Community Life	815	796	1,611		153	(137)	(885)		742	673
Environment & Planning										
Public Works	66,507	3,228	69,735	2,785	1,159	(23,311)	(8,357)	18	42,029	21,042
Corporate Services	930		930	177	33	437	(341)		1,236	1,079
TOTAL CAPITAL EXPENDITURE	68,252	4,025	72,277	2,962	1,345	(23,011)	(9,583)	18	44,008	22,793
Cash Flow to Fund	(5,500)	(4,747)	(10,247)	(2,138)	(40)	715	8,575	2,235	(899)	6,440
Financed by:										
Opening Working Capital	4,140	409	4,549						4,549	4,549
Borrowings										
New Borrowings										
Less: Loan Repayments	(381)		(381)						(381)	(428)
Net Loan Funds (Payments/Receipts)	(381)		(381)						(381)	(428)
Reserves	4,883	4,747	9,630	2,214	(448)	(456)	(8,302)	(2,250)	390	
Closing Working Capital	3,142	409	3,551	77	(487)	260	273	(15)	3,659	10,561