

Quarterly Review Report



Four Year Delivery Plan 2013 – 2017
including One Year Operational Plan 2013/2014

Quarter Four
April – June 2014

 **City of Ryde**
Lifestyle and opportunity @ your doorstep

Contents

General Manager's Overview	04
Outcome Summaries	13
A City of Liveable Neighbourhoods	14
A City of Liveable Wellbeing	17
A City of Prosperity	21
A City of Environmental Sensitivity	24
A City of Connections	28
A City of Harmony and Culture	32
A City of Progressive Leadership	35
Projects by Program	40
Open Space, Sport and Recreation Program	40
Roads Program	44
Property Portfolio Program	46
Catchment Program	48
Centres and Neighbourhood Program	50
Library Program	52
Governance and Civic Program	54

Customer and Community Relations Program	56
Community and Cultural Program	58
Risk Management Program	61
Paths and Cycleways Program	63
Environmental Program	65
Strategic City Program	67
Land Use Planning Program	68
Traffic and Transport Program	70
Economic Development Program	72
Organisational Development Program	74
Foreshore Program	75
Regulatory Program	76
Waste and Recycling Program	79
Internal Corporate Services Program	81

Appendices

Appendix A	84
Appendix B	88
Appendix C	99

General Manager's Overview

Quarterly Overview

This Quarterly Review as at 30 June 2014, reports on the progress towards the achievement of the City of Ryde's Delivery Plan 2013-2017 including One Year Operational Plan 2013/14.

Council monitors the progress of the Operational Plan on a quarterly basis, with the report highlighting Council's performance against key indicators and the planned projects.

This report demonstrates Council's commitment to complete the majority of planned projects in our 2013/14 Operational Plan. In total there were 144 Capital and Non Capital projects, which includes our 2013/14 planned projects, new projects added throughout the year by council resolution and projects carried over into this year from 2012/13. Of those projects 90 were complete and a further 22 are on track for completion in Q1 of 2014/15 but have run over due to various factors such as weather or are multiple year projects. There are only 20 projects identified as action required in this report and each of these, has a detailed comment as to the reason for the delay. Lastly two projects were not started, six projects were cancelled and four deferred.

As a result of the June Quarterly Review, Council's Available Working Capital is projected to be maintained to \$4.11 million. It should be noted that the June Review has mainly focused in bringing to account adjustments to council's proposed carryovers and funding sources from VPAs, Section 94, Grants or Reserves. As the report indicates Council's actual result will see an improvement in Council's position with the actual result for the 2013/14 year being the subject of a separate report to Council. It is expected that Council has maintained its overall position by an estimated \$7 million.

The following summary below is provided for this quarterly review on the key components of Council's Operational Plan 2013-2014 and is supported by detailed information in the appendices.

Financial Position

Following the fourth quarter budget review, Council's financial position, has maintained Council's available Working Capital at \$4.11 million, noting this is expected to improve with Council's actual final result for 2013/14.

The Capital Works Program, YTD, is at approximately 95.51% net financially, excluding contributed assets.

In the review, Operating Expenditure decreased by \$.015 million (0.18%), with Operating Income (Base/Non Capital and Capital Income) is projected to increase by \$2.79 million (2.65%), resulting in a net increase in the Operating Surplus of \$2.94 million to \$22.64 million. This is a very good result given the tight constraints on Council's budget.

Available Working Capital is projected to be maintained at \$4.11 million, noting Council's actual result is projected to show an improvement in our overall financial position.

Council had budgeted to undertake \$27.45 million of capital works. This is projected to decrease by \$1.74 million. This will give a revised total capital works expenditure of \$25.72 million.

Base Budget

Base Budget Income is projected to \$93.84 million, while Base Budget Expenses are projected to decrease by \$0.34 million to \$81.35 million, giving a net projected increase in the Base Budget Surplus of \$0.34million (0.27%).

Non-Capital Budget

Non-Capital Income is projected to increase by \$0.10 million to \$1.04 million, while Non-Capital Expenses are projected to decrease by \$0.12 million to \$3.95 million, giving a net projected reduction in net Non-Capital Expenditure of \$0.22 million (-6.91%).

Capital Budget

Capital Income is projected to increase by \$2.69 million to \$13.07 million, while Capital Expenses are projected to decrease by \$1.74 million to \$25.72 million, giving a net projected reduction in net Capital Expenditure of \$4.42 million (-25.91%).

Reserve Movements

The net movement of Reserves was budgeted to be a net transfer from reserves of \$2.85 million for works carried over plus funding other works. This is projected to have a net decrease of \$4.97 million from reserves resulting in a net transfer of \$1.83 million to reserves.

Financial Position Overview

	Original Budget 2013/14 (\$'000)	Carryover Budget 2013/14	Previously Approved Changes	Revised Budget 2013/14	Proposed Changes 2013/2014	Projected Budget 2013/14	Actual YTD 2013/14	Budget YTD 2013/14	% Variance
Base									
Income	(92,615)		(1,226)	(93,841)		(93,841)	(95,949)	(93,841)	2.25%
Expenditure ¹	79,101	58	2,227	81,387	(34)	81,353	74,757	81,387	-8.15%
Net	(13,514)	58	1,001	(12,455)	(34)	(12,488)	(21,192)	(12,455)	70.15%
Non-Capital									
Income	(368)	(629)	59	(938)	(100)	(1,038)	(1,016)	(938)	8.28%
Expenditure	2,571	2,085	(590)	4,067	(117)	3,950	3,625	4,067	-10.86%
Net	2,203	1,456	(530)	3,129	(216)	2,913	2,610	3,129	-16.60%
Capital									
Income	(214)	(1,611)	(8,555)	(10,380)	(2,687)	(13,067)	(20,092)	(10,380)	93.57%
Expenditure	19,687	12,695	(4,931)	27,451	(1,737)	25,715	24,561	27,451	-10.53%
Net	19,473	11,084	(13,486)	17,072	(4,424)	12,648	4,469	17,072	-73.82%
Reserve Movement	(5,175)	(11,398)	13,725	(2,848)	4,674	1,826	(1,555)	(2,848)	-45.41%
Other Items									
Book Value of Assets	(1,150)		(894)	(2,044)		(2,044)	(2,360)	(2,044)	
Advances									
Loan Proceeds	(1,500)	(1,200)		(2,700)		(2,700)		(2,700)	-100.00%
Loan Repayments	641			641		641	508	641	-20.76%
Total Other Items	(2,009)	(1,200)	(894)	(4,103)		(4,103)	(1,852)	(4,103)	-54.86%
Net Change In Working Capital	979	(0)	(184)	795		795	(17,520)	795	-2303.80%

¹ Excluding depreciation

Progress against Indicators

Our performance indicators help to provide a snap shot of the organisation's health. Corporate indicators focus on major areas across the whole organisation and program indicators track how we are delivering on specific elements within each of the 21 programs outlined in our Delivery Program 2013-2017 including One Year Operational Plan 2013/14.

Corporate Indicators

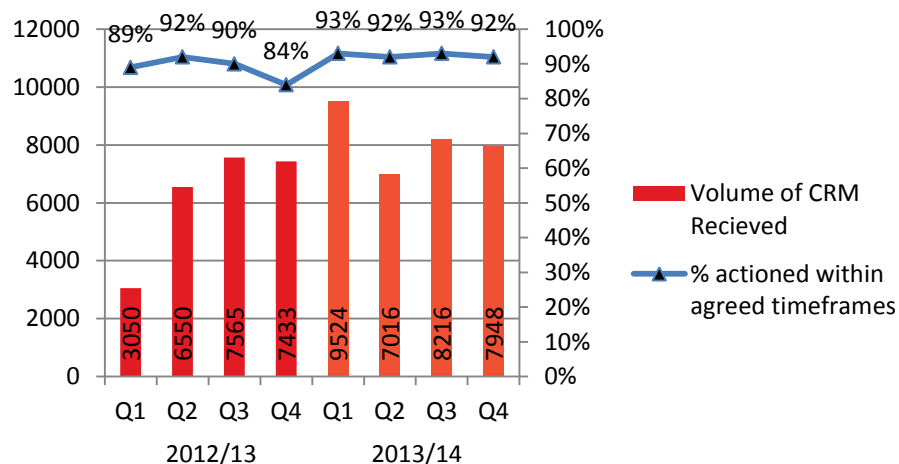
As identified in the table below, all the corporate indicators are on track.

Measure	Performance Indicator	2013/2014 Target	Quarterly Result	Annual Result	Status	Comments
Customer Satisfaction	Improvement in the Customer Satisfaction Index obtained from annually surveying our customers	77%	NA	84%	✓	Very good result.
Responsiveness to customer requests	% customer requests actioned within agreed timeframes (currently 10 working days)	90%	92%	92%	✓	Strong result emphasising council's focus in delivering quality customer services.
Responsiveness to customer requests	% of inward correspondence actioned within agreed timeframes (currently 10 working days)	90%	91%	89%	✓	Strong result emphasising council's focus in delivering quality customer services.
Effective complaints handling	% of Tier One and Two Complaints resolved within agreed standards	100%	94%	92%	✗	Very strong result noting that all matters are now closed.
Base Budget management	% variance of YTD approved base budget Income as at last quarter (That you are not more than 2% under your approved Base Budget Income)	>= -2%	NA	2.25%	✓	
Base Budget management	% variance of YTD approved Base Budget Expenditure as at last quarter (That you are not more than 2% over your approved Base Budget Expenditure)	<= 2%	NA	-8.15%	✓	
Projects are well managed	% project milestones completed on time	90%	90%	90%	✓	Continuation of our strong focus on project management.

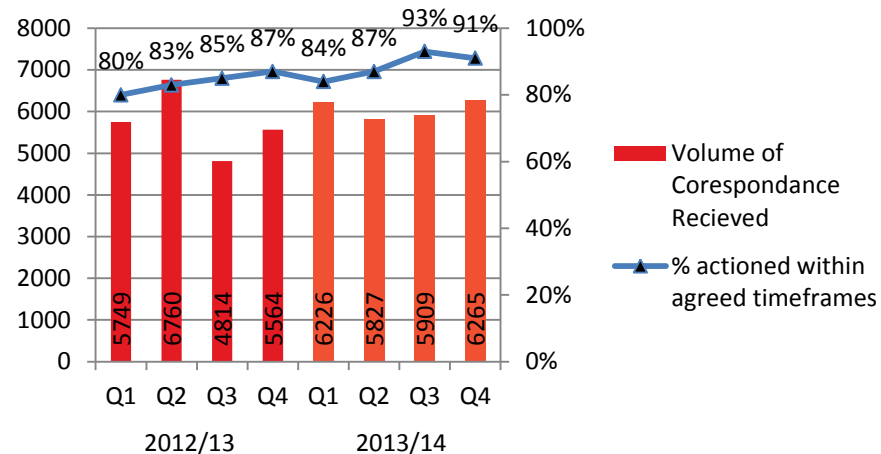
Measure	Performance Indicator	2013/2014 Target	Quarterly Result	Annual Result	Status	Comments
Projects are well managed	% scheduled projects completed on or under budget	85%	NA	77%	✗	This indicator is below our target, however the report indicates the reasons why some projects were not completed within budget. No overall financial impact.
Completion of projects scheduled to finish within the year	% of scheduled projects completed within the year	90%	NA	67%	✗	91 of 135 projects complete in 2013/14. Numbers include approved, new and carryover projects. Exclude deferred and cancelled projects..
Occupational Health and Safety	Number of LTI days per quarter (reduction from previous quarter/year)	Q4=147 Annual=362	75	518	✗	48% reduction in Q4 but overall a 43% Increase on previous year. This indicator can fluctuate significantly and Council's staff have worked responsively in having staff returned to work as soon as practicable.
Management of Annual Leave balances in excess of 40 days	Number of staff with annual leave balances of >40 days	Baseline Year	33	66	🔄	
Risk Management	% of internal audit recommendations implemented within agreed timeframes	= 100%	100%	100%	✓	Demonstrate Council's commitment to implement recommendations from internal audit.

Of particular note the following areas demonstrate improvements in Council's performance against previous trends or targets:

Customer Requests - CRMs

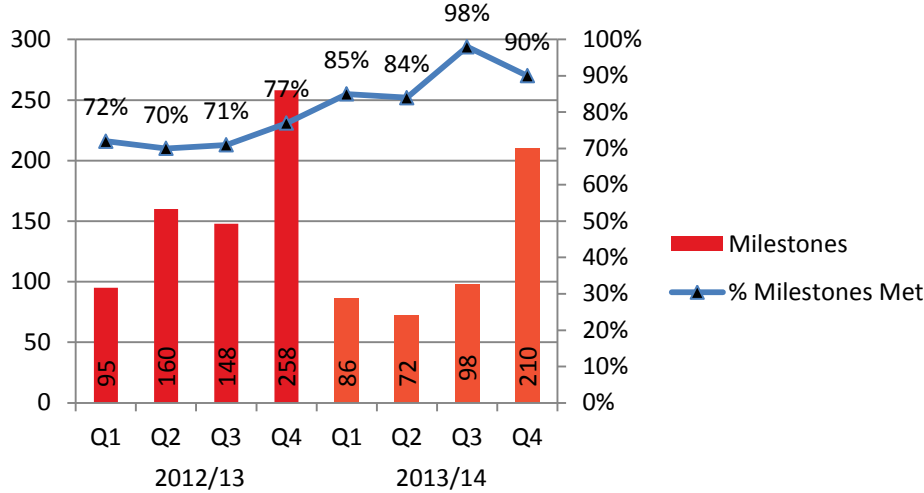


Correspondence Received

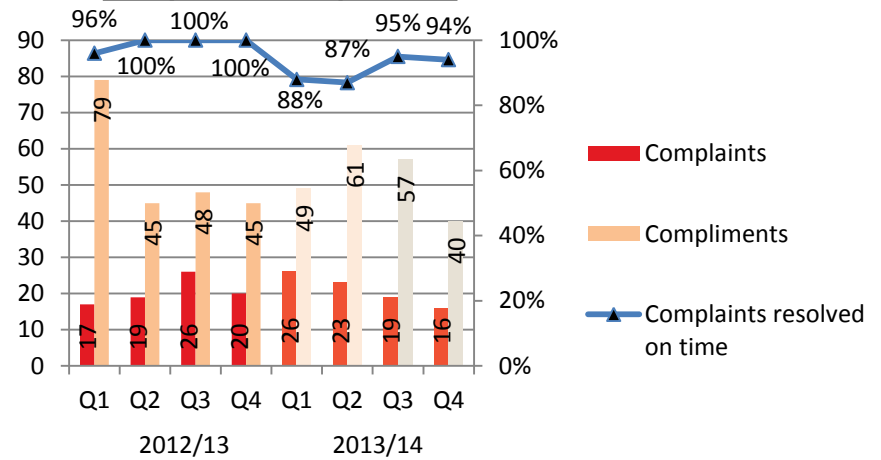


- We have continued our high response to customer requests, maintaining our score above the target of 90% at 92% for requests actioned within agreed timeframes. Our overall annual result was also 92% against the target of 90%. This highlights our continued commitment to excellent customer service.
- Our responsiveness to inward correspondence has also been maintained at 91% above our target of 90%. Our overall annual result was 89% which although falls short of our target by one percent is still considered within reasonable limits of the target. This is a good turnaround on the previous year's results.

Project Management - Milestones



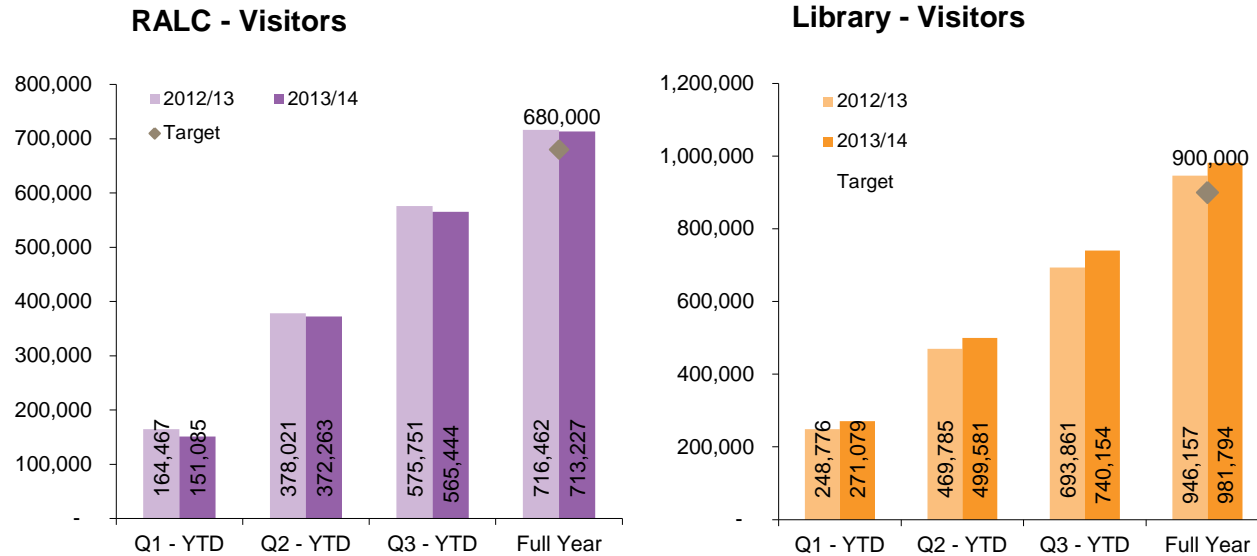
Complaints/Compliments



- Further improvements have been made with our project management milestone reporting, for Q4 we came in on target at 90%. We also had an overall annual score on target at 90% which as indicated by the graph above is a significant improvement over the last 12 months. We remain focused on continually improving our skills in project management across council.
- Also improved in Q4 is our handling of complaints. A decrease to 94% and our annual score of 92% falls outside the limits of our target of 100%. The high target highlights our exceptional commitment to complaints handling, customer service and continuous improvement. In each instance where the performance indicator was not met our customers were kept informed and all matters have since been closed. It is still positive to note that the number of compliments continue to be more than double the complaints received.

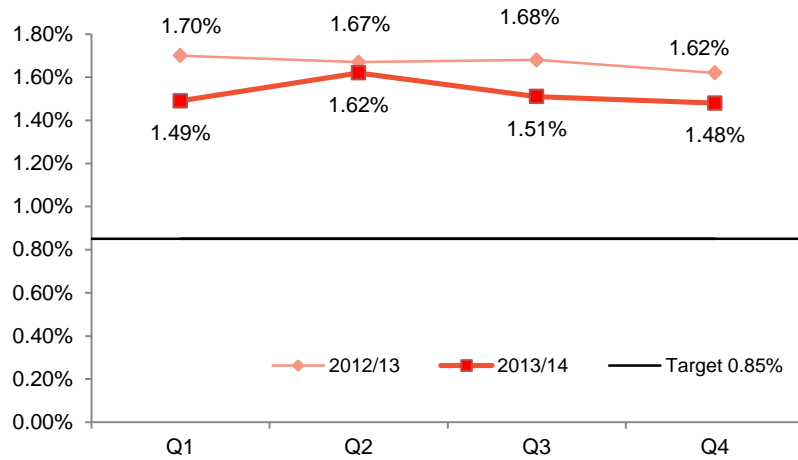
Program Indicators

Whilst you will read through the detailed report, on how each of our programs are tracking I would like to draw particular attention to the following areas of Council where performance has improved against previous trends or targets:



- The RALC recorded 147,783 visitors this quarter which is a decrease on the previous quarter (193,181) but is a 5% increase on the number of visitors in Q4 2012/13 (140,711). Overall, the numbers for the year were down slightly 0.4% on the previous year however, exceeded our annual target of 680,000 by 33,227.
- The Library visits also continue to see improvements from last year. This measure has again surpassed the set annual target of 900,000 by 81,794 and is up 4% from the previous year.

Interest on Investments - % above benchmark



- Council's investments still continue to exceed the investment benchmark. With the cash rate on hold, we have been doing well to hold our return at this level.

We welcome any feedback on this Quarterly Review Report and would appreciate any comments or suggested improvements.

Regards

Roy Newsome
Acting General Manager



Outcome Summaries

City of **Liveable Neighbourhoods**|
City of **Wellbeing**| City of **Prosperity**|
City of **Environmental Sensitivity**|
City of **Connections**| City of **Harmony
and Culture**| City of **Progressive
Leadership**|



A City of Liveable Neighbourhoods

A range of wellplanned clean and safe neighbourhoods, and public spaces, designed with a strong sense of identity and place.

Goal One	Goal Two	Goal Three
All residents enjoy living in clean, safe, friendly and vibrant neighbourhoods	Our community has a strong sense of identity in their neighbourhoods and are actively engaged in shaping them.	Our neighbourhoods thrive and grow through sustainable design, planning and regulation that support community needs

Financial Position

- The Building and Development sector has been active throughout the year, resulting in strong income results in a number of areas. Income from Section 149 Certificates has been higher than expected, as has income from Development Assessment Fees and Building Site management and enforcement income. While this has been partially offset by higher than expected expenditure, overall, the result has been positive as efficient processing despite the high volumes has ensured the gross result of the outcome was under the budget by approximately \$200,000 (4%).
- Quarter 4 also saw the receipt of significant Voluntary Planning Agreement Income, with a result of \$1.5 million bringing the annual figure to \$3.3 million. This is in addition to the Section 94 Income results registered in City of Connections and City of Prosperity.

(\$'000)	Revised Budget 2013/14	Proposed Changes 2013/14	Projected Budget 2013/14	Actual YTD 2013/14	Budget YTD 2013/14	% Variance
Base						
Income	(3,246)		(3,246)	(3,910)	(3,246)	20.46%
Expenditure	7,727		7,727	8,209	7,727	6.25%
Net	4,481		4,481	4,299	4,481	-4.05%
Non-Capital						
Income						
Expenditure	454	(3)	451	303	454	-33.18%
Net	454	(3)	451	303	454	-33.18%
Capital						
Income	(1,768)	(1,534)	(3,302)	(3,302)	(1,768)	86.74%
Expenditure	820	12	832	765	820	-6.76%
Net	(948)	(1,522)	(2,470)	(2,537)	(948)	167.60%
Reserve Movement	827	1,525	2,352	(139)	827	-116.82%
Other Items						
Book Value of Assets						
Advances						
Loan Proceeds						
Loan Repayments						
Total Other Items						
Net Change In Working Capital	4,814	0	4,814	1,926	4,814	-59.99%

Progress against Projects

- Neighbourhood Centre Renewals and the Boarding House Project were delivered under-budget.
- Boarding House Community Information and Education documents were developed, translated into various languages, and distributed in 2013/14.
- Upgrades to Agincourt Road and Boronia Park were completed.
- Concept designs for Quarry Rd and Sagar place were undertaken and adopted by Council.
- The Street Tree Program was delivered under-budget, with remaining funds to be carried over for work in 2014/15.
- Elouera Reserve Upgrades were delayed in Quarter 4 due to wet weather in June. Works have commenced and are expected to be completed in Q1 of 2014/15.

Operational Plan Projects for 2013/2014

Key: On track Action required Complete Not started Cancelled Deferred

Program/projects	Status	Comment
Open Space, Sport & Recreation program		
Street Tree Planting Program		The original planting program for the year was delivered under budget and unexpended funds will be carried over and allocated to the 2014/15 program.
Centres and Neighbourhood program		
Elouera Reserve Upgrade		Construction commenced in Q4 and practical completion is expected in Q1 2014/15. Funds carried over into 2014/15.
Neighbourhood Centre Renewal		
Land Use Planning program		
Meadowbank Station Precinct Master Plan		Council resolved to discontinue this project at its meeting of 13 May 2014.
Regulatory program		
Boarding House Project		Completed in-house as a base budget activity.

A City of Wellbeing

A healthy and safe community, with all supported throughout their life by services, facilities and people.

Goal One	Goal Two	Goal Three
Our residents are encouraged and supported to live healthy and active lives.	All residents feel supported and cared for in their community through the provision of ample services and facilities.	Residents feel secure and included in an environment where they can connect socially and are supported by their neighbours.

Financial Position

- The Net Result including Reserve Movements and Loan Proceeds for the Wellbeing Outcome this quarter was over budget by 17.88%.
- Base Budget had a good result with Income up by 3.37% and Expenditure down by 8.78% as a consequence of savings.
- Capital Projects expenditure was under budget by 2.94% and Non-Capital Projects expenditure was under budget by 17.65% due to some delays and have been carried over to 2014/15. Projects carried over are Active in Ryde Program Implementation, Implementation of Children Play Plan, Elouera Reserve Upgrade, Playground Construction – Renewal, Sportsfield Floodlighting, Sportsfield Renewal & Upgrade – Westminster Park, Sportsground Amenities Renewal & Upgrade, Digital enhancement for Libraries, Community Buildings Renewal - Willandra, Community Garden & Nursery.

(\$'000)	Revised Budget 2013/14	Proposed Changes 2013/14	Projected Budget 2013/14	Actual YTD 2013/14	Budget YTD 2013/14	% Variance
Base						
Income	(7,038)		(7,038)	(7,276)	(7,038)	3.37%
Expenditure	14,750		14,750	13,455	14,750	-8.78%
Net	7,712		7,712	6,179	7,712	-19.87%
Non-Capital						
Income						
Expenditure	308	(20)	288	254	308	-17.65%
Net	308	(20)	288	254	308	-17.65%
Capital						
Income	(31)	9	(22)	(22)	(31)	-30.17%
Expenditure	5,729	(173)	5,556	5,561	5,729	-2.94%
Net	5,698	(164)	5,535	5,540	5,698	-2.79%
Reserve Movement	(1,492)	184	(1,308)	(608)	(1,492)	-59.26%
Other Items						
Book Value of Assets						
Advances						
Loan Proceeds	(2,700)		(2,700)		(2,700)	-100.00%
Loan Repayments	113		113		113	-100.00%
Total Other Items	(2,587)		(2,587)		(2,587)	-100.00%
Net Change In Working Capital	9,640	0	9,640	11,363	9,640	17.88%

Progress against Projects

- Completion of cricket nets at Gannan Park and Marsfield Park.
- Over 70 participants in Active in Ryde Seniors Programs during the quarter.
- Initiation of BRAVE program at Marsden High School.
- 175 trees planted in Parks and Streets.
- Swim School enrolments for winter session up by 188 on last year and best they've been for 5 years.
- Conducted first Safety Driver courses in Mandarin and Korean.
- Sustained growth of electronic loans as part of our library collection. Our eCollection has become an effective branch library in its own right.

- Visits to the Library have increased by 3.8% over the previous year, with visitor numbers increasing annually since the opening of Ryde Library.

Operational Plan Projects for 2013/2014

Key: On track Action required Complete Not started Cancelled Deferred

Program/projects	Status	Comment
Open Space, Sport & Recreation program		
Active in Ryde Program Implementation		Project carried over into 2014/15.
Implementation of Children Play Plan		Project commenced in November 2013, due for completion in December 2014. Funds carried over into 2014/15.
Playground Construction - Renewal		Project carried over into 2014/15.
RALC Asset Renewal		All procurement completed. Surf Attraction due for practical completion in mid-July 2014.
Sportsfield Floodlighting		Project carried over into 2014/15. Delay experienced due to planning assessment if the DA is required or the works could be done under ISEPP.
Sportsfield Renewal & Upgrade		Project carried over into 2014/15.
Sportsground Amenities Renewal & Upgrade		Project carried over into 2014/15, mostly relating to the ELS Hall park amenities funds.
Library program		
Community Buildings Renewals - Libraries		
Digital enhancement for Libraries		Sub-project to purchase Chinese catalogue records has been completed. Below budget expenditure reflects the limited availability of Chinese records. Savings also due to use of Library Management System upgrade rather than purchase of stand alone system. Sub project for print



Program/projects	Status	Comment
		payment system has been carried over to 2014/15 due to link with Public PC project.
Community and Cultural program		
Addington House - Renovation	✓	
Community Buildings Renewal	✗	Project carried over into 2014/15. Awaiting grant approval for Willandra upgrade.
Community Garden & Nursery	✗	Project carried over into 2014/15.
Temporary Employment of P/T Officer	✓	



A City of Prosperity

Creating urban centres which champion business, innovation and technology to stimulate economic growth and local jobs.

Goal One	Goal Two	Goal Three
Our Community and businesses across the city flourish and prosper in an environment of innovation progression and economic growth.	Our city is well-designed and planned to encourage new investment, local jobs and business opportunities.	Macquarie Park is recognised globally and locally as an innovative education and technology hub.

Financial Position

- Base activities and Non-Capital projects were delivered approximately \$50,000 (6%) under budget.
- Capital Projects were delivered significantly under budget (\$562,000).

	Revised Budget 2013/14 (\$'000)	Proposed Changes 2013/14	Projected Budget 2013/14	Actual YTD 2013/14	Budget YTD 2013/14	% Variance
Base						
Income	(8)		(8)	(10)	(8)	17.31%
Expenditure	284		284	275	284	-3.19%
Net	275		275	265	275	-3.79%
Non-Capital						
Income				(5)		
Expenditure	656	(43)	613	608	656	-7.41%
Net	656	(43)	613	602	656	-8.18%
Capital						
Income	(273)		(273)	(5,728)	(273)	1997.61%
Expenditure	2,415	(6)	2,410	1,853	2,415	-23.30%
Net	2,142	(6)	2,137	(3,875)	2,142	-280.88%
Reserve Movement	(2,368)	49	(2,320)	(1,150)	(2,368)	-51.45%
Other Items						
Book Value of Assets						
Advances						
Loan Proceeds						
Loan Repayments						
Total Other Items						
Net Change In Working Capital	706	(0)	706	(4,157)	706	-689.27%

Progress against Projects

- Town Centre Upgrade Renewals and the Implementation of the Marketing Plan were delivered significantly under-budget.
- “Meet Macquarie Park” Guide completed and distributed and video developed and uploaded to Council’s YouTube page, Macquarie Park website and e-newsletter launched, and Macquarie Park Marketing Group established.
- A range of successful and popular events such as the Ryde Job Expo, Ryde Business Bootcamp, and Small Business September were held to assist and support local businesses.
- Economic Development Plan Implementation, Macquarie Park Wayfinding Signage, and Stage 1 of the Public Domain Upgrades on Waterloo Rd required some minor additional expenditure.

Operational Plan Projects for 2013/2014

Key: On track Action required Complete Not started Cancelled Deferred

Program/projects	Status	Comment
Centres and Neighbourhood program		
Macquarie Park Wayfinding Signage		
Public Domain Upgrade Waterloo Rd – Stage 2		This project is stage 3 of the public domain works on Waterloo rd - Cottonwood Cr to Herring Road. The project commenced in Q4 and will be completed in 2014/15. The works are linked to the renewal works in Eloura Reserve. (See Liveable Neighbourhoods)
Public Domain Upgrade Waterloo Rd – Stage 1		Completed - some additional works were required due to issues with utility infrastructure.
Town Centre Upgrade Renewal		
Land Use Planning program		
Development Contributions Position		
Transport Management Ass for Macq Park		
Economic Development program		
Economic Development Plan Implementation		Some additional expenditure related to Ryde Business Forum saw this project completed slightly over-budget.
Implementation of Marketing Plan		



A City of Environmental Sensitivity

Working together as a community to protect and enhance our natural and built environments for the future.

Goal One	Goal Two	Goal Three
Our residents, businesses and visitors collaborate in the protection and enhancement of our natural environment.	To encourage and enable all our residents to live a more environmentally sensitive life.	As we grow, we protect and enhance the natural and built environments for future enjoyment and manage any impacts of climate change.

Financial Position

- The City of Environmental Sensitivity outcome had favourable YTD base budget expenditure of -9%.
- Capital expenditure had an actual spend of \$2,931,000 including commitments against a YTD budget of \$3,089,000 with major capital spend being the Stormwater Renewal Clusters (\$2,108,000).
- Non Capital expenditure for the outcome was under expended year to date by \$64,000 and had a variance of -11% against a YTD budget of \$612,000

	Revised Budget 2013/14 (\$'000)	Proposed Changes 2013/14	Projected Budget 2013/14	Actual YTD 2013/14	Budget YTD 2013/14	% Variance
Base						
Income	(17,150)		(17,150)	(16,907)	(17,150)	-1.42%
Expenditure	20,629		20,629	18,738	20,629	-9.17%
Net	3,480		3,480	1,831	3,480	-47.37%
Non-Capital						
Income	(157)	(4)	(160)	(143)	(157)	-8.54%
Expenditure	612	(40)	572	547	612	-10.67%
Net	456	(44)	412	404	456	-11.40%
Capital						
Income	(50)	(99)	(149)	(250)	(50)	400.20%
Expenditure	3,089	(94)	2,996	2,931	3,089	-5.12%
Net	3,039	(193)	2,847	2,681	3,039	-11.79%
Reserve Movement	(3,638)	237	(3,401)	542	(3,638)	-114.91%
Other Items						
Book Value of Assets	(2,044)		(2,044)	(1,823)	(862)	111.42%
Advances						
Loan Proceeds						
Loan Repayments						
Total Other Items						
Net Change In Working Capital	3,337	0	3,337	5,459	3,337	63.58%









Progress against Projects

- Both the Stormwater Renewal Clusters (total value of \$2,295,376) were successfully completed, which includes sixteen drainage projects.
- The scope for the Shrimptons Creek bioretention basin has been extended, and is anticipated to be completed before the end of the 2014/15 first quarter.
- 11 of the 15 projects under the outcome were completed, four projects to be carried over.



Operational Plan Projects for 2013/2014

Key:  On track  Action required  Complete  Not started  Cancelled  Deferred

Program/projects	Status	Comment
Open Space, Sport & Recreation program		
Delineation of Natural Area		
Park & Open Space Tree Planting Program		The original planting program for the year was delivered under budget and unexpended funds will be carried over and allocated to the 2014/15 program.
Protecting Biodiversity in Ryde		This project was funded over 2 years. \$55,000 carried over for a combined project value of \$115,000 (Biodiversity Plan).
Catchment program		
Buffalo and Kitty's Creek Study		
Shrimptons Creek Stormwater Work Stage 2		Final milestones involve the construction of a Bioretention deck with an expanded scope. Carryover project. Deck will be completed before the end of September 2014.
Stormwater Asset Replacement Renewal		Total number of projects 12. Number of projects that have been completed 9. Two projects were deferred to the 2014/15 financial year; however design was completed this year. One project required extensive consultation and was carried over.
Stormwater Improvement Works Renewal		Total number of projects 11. Number of the projects that have been completed 7. Number deferred 2. Two projects are to be carried over due to extensive design and consultation. These two projects are: Waterloo Park Detention Basin and Santa Rosa Park Water Harvesting.
Water Quality Improvement Plan		Ongoing regional project hosted by Local Land Service scheduled for completion June 2015. All milestones scheduled for completion in 13/14 were completed.
Environmental program		



Program/projects	Status	Comment
Business Sustainability - City Switch	✓	
Hot Water Efficiency in Community Bldgs	✓	
Youth Waste & Environment Project (YEP)	↻	SWAP Project has been carried over to 30 August 2014 to avoid competition with the Hornsby Art Exhibition.
Waste and Recycling program		
Home Waste & Sustainability Project	✓	Project extended for a further 3 years.
No Littering - Eastwood	✗	Carried over due to the delay in EPA Approval.
Porters Ck Protection Earthwrks&Reconfig	✓	
Too Good To Waste	✓	Budget should have been \$55,000 - Received 50% of amount from EOA.



A City of Connections

Access and connection to, from and within the City of Ryde. Providing safe, reliable and affordable public and private travel, transport and communication infrastructure.

Goal One	Goal Two	Goal Three
Our residents, visitors and workers are able to easily and safely travel on public transport to, from and within the City of Ryde.	Our community has the option to safely and conveniently drive, park, cycle or walk around their city.	Our residents, visitors, workers and businesses are able to communicate locally and globally.

Financial Position

- The City of Connections outcome base budget has a favourable year to date actual expenditure within 3.3% of year to date budget
- Capital Income has a favourable variance of 17.5% with the majority being Section 94.
- Non Capital Projects for the Outcome were on target with a YTD spend of \$1,041,000 against a YTD Budget of \$1,054,000 with the majority being from the completion of the Agincourt and Balaclava TCS(Traffic Control Service) being completed.



	Revised Budget 2013/14 (\$'000)	Proposed Changes 2013/14	Projected Budget 2013/14	Actual YTD 2013/14	Budget YTD 2013/14	% Variance
Base						
Income	(8,053)		(8,053)	(9,040)	(8,053)	12.25%
Expenditure	8,308	(34)	8,275	8,032	8,308	-3.32%
Net	255	(34)	222	(1,008)	255	-494.77%
Non-Capital						
Income	(782)	(64)	(846)	(831)	(782)	6.30%
Expenditure	1,054	11	1,065	1,041	1,054	-1.24%
Net	272	(53)	219	210	272	-22.90%
Capital						
Income	(8,258)	(1,064)	(9,321)	(9,697)	(8,258)	17.43%
Expenditure	8,628	(418)	8,210	8,361	8,628	-3.10%
Net	370	(1,482)	(1,111)	(1,336)	370	-460.86%
Reserve Movement	1,656	1,568	3,224	(11)	1,656	-100.64%
Other Items						
Book Value of Assets				(49)		
Advances						
Loan Proceeds						
Loan Repayments						
Total Other Items				(49)		
Net Change In Working Capital	2,554		2,554	(2,194)	2,554	-185.91%

Progress against Projects

The Cycleway Renewal Program (\$445,660), which included four different sections of Blaxland Rd was completed within the allocated time and budget.

The Road Resurfacing Program (\$2,932,652) was completed within budget, which included 20 different road locations.








The Footpath Construction Renewal Program with a budget of \$232,500 has been completed, with approximately 70 locations of small sections of footpaths that are in poor condition replaced.



14 of the 17 projects under the outcome were completed, which leaves three projects carried over and scheduled to be completed in the next financial year.

Operational Plan Projects for 2013/2014

Key:  On track  Action required  Complete  Not started  Cancelled  Deferred

Program/projects	Status	Comment
Roads Program		
Bridge Upgrade / Renewal		Contractor delayed in completing works by 30th June. Project will be completed in July 2014. Second bridge to be constructed with carryover funds in 2014/15.
Heavy Patching		
Road Kerb Renewal		
Road Resurfacing Renewal		
Centres and Neighbourhood program		
Pedestrian Accessibility & Mobility Plan		
Library program		
Renewal of Public PCs at Libraries		Project carried over to 2014/15 due to staff resourcing issue. Project has been scheduled and roll out of PCs is anticipated in September/October.
Paths and Cycleways program		
Cycleways Construction Renewal		



Program/projects	Status	Comment
Footpath Construction Expansion	✓	
Footpath Construction Renewal	✓	
Traffic & Transport program		
Bus Shelters - new	✓	
Bus Stop DDA compliance	✓	
Bus Stop Seats - new	✓	
Car Park Renewal	✗	Glen St car park works carried over due to contractor unavailability.
Top Ryder Community Bus Service	✓	The 2013/14 service was delivered on time and under budget. Council resolution 24 June 2014 has approved a downsizing of the service to 4 days per week in 14/15 to 30 June 2015.
Traffic Committee Capital Works	✓	
Traffic Facilities Renewal	✓	
Foreshore program		
Seawalls/Retaining Walls Refurbishment	✓	

A City of Harmony & Culture

A welcoming and diverse community, celebrating our similarities and differences, in a vibrant city of culture and learning.

Goal One	Goal Two	Goal Three
Our residents are proud of their diverse community, celebrating their similarities and differences.	People living in and visiting our city have access to an inclusive and diverse range of vibrant community and cultural places and spaces.	Our community is able to learn and grow through a wealth of art, culture and lifelong learning opportunities.

Financial Position

- The Net Result including Reserve Movements for the Harmony and Culture Outcome this quarter was under budget by 4%.
- Base Budget had a good result with Income up by 2.35% and Expenditure down by 3.18% as a consequence of savings.
- Capital Projects expenditure was over budget by 2.42% and Non-Capital Projects expenditure was under budget by 23.2% due to some delays and have been carried over to 2014/15. Project carried over is Renewal of Public PCs at Libraries.

	Revised Budget 2013/14 (\$'000)	Proposed Changes 2013/14	Projected Budget 2013/14	Actual YTD 2013/14	Budget YTD 2013/14	% Variance
Base						
Income	(1,096)		(1,096)	(1,121)	(1,096)	2.35%
Expenditure	5,599		5,599	5,420	5,599	-3.18%
Net	4,503		4,503	4,299	4,503	-4.53%
Non-Capital						
Income		(32)	(32)	(35)		
Expenditure	283	(36)	247	217	283	-23.20%
Net	283	(68)	215	182	283	-35.46%
Capital						
Income						
Expenditure	467		467	478	467	2.42%
Net	467		467	478	467	2.42%
Reserve Movement	(171)	68	(103)	(81)	(171)	-52.72%
Other Items						
Book Value of Assets						
Advances						
Loan Proceeds						
Loan Repayments						
Total Other Items						
Net Change In Working Capital	5,082		5,082	4,879	5,082	-3.99%

Progress against Projects

Highlights this quarter for the Harmony and Culture Outcome include:

- Conducted the Mayoral Prayer Breakfast with over 220 people in attendance
- Conducted Youth Summit with more than 250 young people in attendance. Key-note speakers from Batyr, The Black Dog Institute and Global Citizen Leaders addressed the gathering. Interactive workshops were delivered by NSW Police – Ryde Local Area Command. The Marketplace expo element was run by twenty organisations including youth mental health services such as Headspace and KYDS, youth centres including Our Space and Synergy, youth work organisations including Streetworks, Phoenix House, Young life Ryde, Rock 180 Church and No47 (Salvation Army), and health organisations including NS Youth Health Promotion and Medicare Local, a volunteering organisation



- The first of the Transition to School seminars for 2014 was held on 16 June at Eastwood Public School for families and carers from the Chinese community who have children transitioning to school in 2015, including children with disabilities. The entire seminar was interpreted in Mandarin and was well attended with 55 parents, grandparents and carers from the Chinese community.
- Library service held 441 events, 16% more than the same quarter last year.

Operational Plan Projects for 2013/2014

Key: On track Action required Complete Not started Cancelled Deferred

Program/projects	Status	Comment
Library program		
Library Books		Project complete. Overexpenditure highlights the difficulty of managing the purchase and delivery of over 20,000 items across the year. Variables include prepublication orders with unknown delivery dates reliant on unknown publication dates; and year end finalisation that relies on up to date processing of many invoices in order to determine accurate figures. The book budget is limited, and the Library Service unit is keen to ensure that it is fully spent.
Community and Cultural program		
Live Neighbourhood Project		
Ryde Youth Theatre Group		This is a four year project. Program of workshops and performances complete. Business planning in progress.
Land Use Planning program		
Heritage Grants Scheme		

A City of Progressive Leadership

A well led and managed city, supported by ethical organisations which deliver projects and services to the community by listening, advocating and responding to their needs.

Goal One	Goal Two	Goal Three
Our city is well led and managed.	The City of Ryde will deliver value for money services for our community and our customers.	Our residents trust their council, feel well informed, heard, valued and involved in the future of their city.

Financial Position

- Base Income was slightly higher than budgeted with a variance of 0.76%. Base Expenditure was under expended by \$3,462,000 with a variance of -14% against budget of \$24,090,000.
- Non-Capital expenditure was also under expended by \$45,000 and had a variance of -6% against budget of \$701,000.
- Capital income was generated from sale of property and plant and fleet assets. Capital expenditure was under expended by \$2,783,000 and had a variance of -26% against budget of \$6,302,000.

	Revised Budget 2013/14 (\$'000)	Proposed Changes 2013/14	Projected Budget 2013/14	Actual YTD 2013/14	Budget YTD 2013/14	% Variance
Base						
Income	(57,251)		(57,251)	(57,687)	(57,251)	0.76%
Expenditure	24,090		24,090	20,628	24,090	-14.37%
Net	(33,160)		(33,160)	(37,059)	(33,160)	11.76%
Non-Capital						
Income						
Expenditure	701	14	715	656	701	-6.31%
Net	701	14	715	656	701	-6.31%
Capital						
Income				(1,094)		
Expenditure	6,302	(1,059)	5,244	4,613	6,302	-26.81%
Net	6,302	(1,059)	5,244	3,519	6,302	-44.17%
Reserve Movement	2,336	1,045	3,381	(109)	2,336	-104.67%
Other Items						
Book Value of Assets	(2,044)		(2,044)	(2,311)	(2,044)	13.05%
Advances						
Loan Proceeds						
Loan Repayments	528		528	508	528	-3.85%
Total Other Items	(1,516)		(1,516)	(1,803)	(1,516)	18.94%
Net Change In Working Capital	(25,337)	0	(25,337)	(34,795)	(25,337)	37.33%











Progress against Projects

- Information Technology renewals project for 2013/14 is complete. All eight sub project were completed on time.
- Majority of TechOne Enhancements project complete. One subproject delayed slightly. Overall total project on track for June 2016 completion.
- Telephony System Upgrade project completed in May 2014.
- Civic Centre Refurbishment Project is on track. Building Structure and Services condition reporting was completed. Council report phase also complete. All unexpended funds carried over to 2014/15 financial year.



Operational Plan Projects for 2013/2014

Key:  On track  Action required  Complete  Not started  Cancelled  Deferred

Program/projects	Status	Comment
Property Portfolio program		
Civic Centre Refurbishment		Building Structure and Services condition reporting completed. Council report phase complete. All unexpended funds carried over to 2014/15 financial year.
Commercial Buildings Renewal		Design and DA completed in 2013/14 for 6 Reserve St. Construction phase carried over to 2014/15 after Council approved progression of project.
Corporate Buildings Renewals		Project linked to Civic Centre works. Funds not carried over.
Land Register & CT System Review		
Customer and Community Relations program		
Community Council Meetings		
eBusiness - Smart Forms		This will no longer be a project, and will just be maintenance fee in the base budget.
Let's Talk Community Engagement		
Market Segmentation Study (City View Review/Communications Plan)		
Web Content Management System		Procurement of contractors in progress. Funds carried over into 2014/15 for implementation.
Community and Cultural program		
Grants Management Software		Over budget due to 12 month subscription prepaid in July.

Program/projects	Status	Comment
Risk Management program		
Automating the Procurement Process	↻	Stage two review completed by EY. To be reported to Council at 5 August 2014 workshop.
Corruption Prevention System	▶▶	Was endorsed by the Audit and Risk Committee that this project be deferred to 2014/15.
Strategic City program		
CPR system enhancements and dashboard	✓	Further integration with Project and Performance Management systems completed this year.
Review of the Community Strategic Plan	⊘	Project approved to be cancelled in the March quarterly review.
Land Use Planning program		
Electronic Development Assessment Project	⊖	Project re-scoped to consolidate all projects relating to the DA process. This will deliver economies of scale and ensure software and system development is appropriately staged. This project is flagged as a carryover into 2014/15.
Electronic Housing Code	✓	Completed in-house as a base budget activity.
Electronic VPA & S94 system	▶▶	This project and the associated funds were transferred to TechOne Enhancements project.
Internal Corporate Services program		
GPIMS - System Development	↻	Project carried over to complete implementation phase as scheduled.
Information Technology Renewals	✓	
Kiosk Online Timesheets	⊘	Project approved to be cancelled in the September quarterly review.
Plant & Fleet Purchases	✓	



Program/projects	Status	Comment
Policy Framework for WH&S	🔄	
TechOne Enhancements	🔄	<p>The overall project is not due to be finished until 30 June 2016.</p> <p>Of the four scheduled sub projects, the following three were completed.</p> <ul style="list-style-type: none"> - AP Invoicing has gone live and on time - W&A has gone live and on time - Debt management has gone live and on time <p>- Contracts have been delayed, due to issues in the calculation and journaling of retention monies.</p> <p>Balance of this overall project is on track.</p>
Upgrade of Telephony System	✓	



1. Open Space, Sport & Recreation program

Developing, delivering, maintaining and managing all our sports, recreation, outdoor, open spaces and natural areas infrastructure, services and facilities.

Key: 🔄 On track ✖ Action required ✓ Complete ⊖ Not started ⊗ Cancelled ▶▶ Deferred

1.1. PERFORMANCE INDICATORS

Measure	2013/2014 Target	YTD Progress	Status	Comment
% of project milestones met on time	90%	89%	🔄	Within reasonable limits.
% community satisfaction of the maintenance and management of our bushland areas	Baseline Year	N/A	-	No data available for this measure.
% community satisfaction of users of our parks	Baseline Year	80%	🔄	
% customer satisfaction with the condition and maintenance of our playing fields	39%	N/A	-	No data available for this measure.
% customer satisfaction with our sportsground and parks access booking service	65%	85%	✓	
No. of visitors to RALC	690,000	713,227	✓	Quarter 4 result - 147,783.
% compliance with pool water bacteriological criteria	100%	100%	✓	
No. of users of sports grounds and playing fields	500,000	570,374	✓	Quarter 4 result - 113,680.
No of visitors to Ryde Community and Sports Centre (ELS Hall)	N/A	N/A	-	No data available for this measure.



1.2. BASE BUDGET

	YTD Budget \$	YTD Actual \$	Comment
Income	-5,906,000	-6,199,000	
Expense	12,846,000	12,711,000	
Total Base Budget	6,939,000	6,513,000	

1.3. PROJECTS

Approved Projects	2013/2014 Budget \$	YTD Actual \$	Status	Comment
Sportsfield Floodlighting	50,000	32,176	✗	Project carried over into 2014/15. Delay experienced due to planning assessment if the DA is required or the works could be done under ISEPP.
Sportsfield Renewal & Upgrade	629,580	605,445	✗	Project carried over into 2014/15.
RALC Asset Renewal	120,000	118,258	✓	All procurement completed. Surf Attraction due for practical completion in mid-July 2014.
Sportsground Amenities Renewal & Upgrade	165,855	193,305	✗	Project carried over into 2014/15, mostly relating to the ELS Hall park amenities funds.
Playground Construction - Renewal	550,000	654,514	✗	Project carried over into 2014/15.
Active in Ryde Program Implementation	10,000	13,948	✗	Project carried over into 2014/15.
Protecting Biodiversity in Ryde	5,000	5,000	🔄	This project was funded over 2 years. Unexpended funds will be carried over and allocated to the 2014/15 program.
Street Tree Planting Program	50,000	30,383	✓	The original planting program for the year was delivered under budget and unexpended funds will be carried over and allocated

Approved Projects	2013/2014 Budget \$	YTD Actual \$	Status	Comment
				to the 2014/15 program.
Park & Open Space Tree Planting Program	21,894	18,115	✓	The original planting program for the year was delivered under budget and unexpended funds will be carried over and allocated to the 2014/15 program.
Delineation of Natural Area	18,770	10,982	✓	
Implementation of Children Play Plan	300,000	257,940	✗	Project commenced in November 2013, due for completion in December 2014. Funds carried over into 2014/15.
New Projects	2013/2014 Budget \$	YTD Actual \$	Status	Comment
Putney Park Graffiti Hotspots Project	100,000	115,000	✓	
Ryde Community & Sport Centre - ELS Hall Park	100,000	43,694	↻	Project almost complete. Project carried over into 2014/15.
Asbestos Remediation - Holt Park	155,000	168,157	✓	
Carryover Projects	2013/2014 Budget \$	YTD Actual \$	Status	Comment
Sportsfield Floodlighting Expansion	19,702	29,892	✗	Waterloo Park project commenced. DA submitted for Morrison Bay Park floodlighting project. Project carried over into 2014/15.
Sportsground Amenities Upgrades Expansion	22,520	16,664	✗	Santa Rosa project (Habitat amenities/office) delayed. Project carried over into 2014/15.



Carryover Projects	2013/2014 Budget \$	YTD Actual \$	Status	Comment
Integrated OpenSpace Plan Implementation	16,219	31,525	✓	
Feasibility study on synthetic fields	10,000	6,598	✗	EOI underway. Project carried over into 2014/15.
Brush Farm Park	0	0	🔄	
Magdala Park	0	0	✓	
Playing Field Lighting Upgrade (ESD, POT p.58)	0	0	✓	
Ryde Parramatta River Walk (POT p.43/57)	85,016	75,694	✗	Tender completed, to be reported to Council in August. Project carried over into 2014/15.
Brush Farm Park – Initiation of Action Plan	0	0	🚫	
Field of Mars – Initiation of Action Plan	35,310	35,310	✓	
Surf Attraction	2,662,140	2,521,378	🔄	Practical completion achieved in mid-July 2014. Some funds carried over into 2014/15.
Cogeneration Plant @ RALC	578,290	511,131	✓	Complete and operating.

2. Roads Program

Managing and maintaining our roads, bridges and retaining walls.

Key: ✔ On track ✘ Action required ✓ Complete ⊖ Not started ⊗ Cancelled ▶ Deferred

2.1. PERFORMANCE INDICATORS

Measure	2013/2014 Target	YTD Progress	Status	Comment
% of project milestones met on time	90%	100%	✔	
% of road pavement network with Condition Index (PCI) greater than 80%	85%	N/A	-	Currently reviewing asset condition data and asset management plans.

2.2. BASE BUDGET

	YTD Budget \$	YTD Actual \$	Comment
Income	-2,081,000	-1,951,000	
Expense	3,431,000	3,298,000	
Total Base Budget	1,351,000	1,347,000	

2.3. PROJECTS

Approved Projects	2013/2014 Budget \$	YTD Actual \$	Status	Comment
Road Resurfacing Renewal	2,932,652	2,568,645	✔	
Road Kerb Renewal	1,160,000	1,487,310	✔	

Approved Projects	2013/2014 Budget \$	YTD Actual \$	Status	Comment
Bridge Upgrade / Renewal	26,090	66,738	✘	Contractor delayed in completing works by 30th June. Project will be completed in July 2014. Second bridge to be constructed with carryover funds in 2014/15.
Heavy Patching	212,180	202,786	✔	




3. Property Portfolio program

Developing, managing and maintaining our portfolio of corporate, commercial and civic properties.

Key:  On track  Action required  Complete  Not started  Cancelled  Deferred



3.1. PERFORMANCE INDICATORS

Measure	2013/2014 Target	YTD Progress	Status	Comment
% of project milestones met on time	90%	79%		
% of Nett return on all commercial properties	TBD	N/A	-	More meaningful measure to be developed to provide comparison.

3.2. BASE BUDGET

	YTD Budget \$	YTD Actual \$	Comment
Income	-1,999,000	-2,148,000	
Expense	3,066,000	2,476,000	
Total Base Budget	1,067,000	327,000	

3.3. PROJECTS

Approved Projects	2013/2014 Budget \$	YTD Actual \$	Status	Comment
Corporate Buildings Renewals	400,000	93,445		Project linked to Civic Centre works. Funds not carried over.
Commercial Buildings Renewal	90,000	110,448		Design and DA completed in 13/14 for 6 Reserve St. Construction phase carried over to 14/15 after Council approved progression of project.

Approved Projects				
	2013/2014 Budget \$	YTD Actual \$	Status	Comment
Land Register & CT System Review	69,467	63,377	✓	
Civic Centre Refurbishment	1,493,139	435,842	↻	Building Structure and Services condition reporting completed. Council report phase complete. All unexpended funds carried over to 14/15 financial year.

Carryover Projects				
	2013/2014 Budget \$	YTD Actual \$	Status	Comment
West Ryde Community Facility - Project Management	15,432	26,717	↻	Project to cease when Coles development in West Ryde has been completed and all matters have been settled.

4. Catchment program

Managing, monitoring and maintaining water quality and reuse, our stormwater and natural waterways.

Key: ✔ On track ✘ Action required ✓ Complete ⊖ Not started ⊘ Cancelled ▶ Deferred

4.1. PERFORMANCE INDICATORS

Measure	2013/2014 Target	YTD Progress	Status	Comment
% of project milestones met on time	90%	95%	✓	
% of stormwater assets that are condition level 3 or better	85%	N/A	-	Currently reviewing asset condition data and asset management plans.

4.2. BASE BUDGET

	YTD Budget \$	YTD Actual \$	Comment
Income	-30,000	-76,000	
Expense	1,266,000	1,142,000	
Total Base Budget	1,236,000	1,066,000	

4.3. PROJECTS

Approved Projects	2013/2014 Budget \$	YTD Actual \$	Status	Comment
Stormwater Asset Replacement Renewal	1,044,630	1,057,271	✓	Total number of projects 12. Number of projects that have been completed 9. Two projects were deferred to the 2014/15 financial year; however design was completed this year. One project required extensive consultation and was carried over



Approved Projects	2013/2014 Budget \$	YTD Actual \$	Status	Comment
Stormwater Improvement Works Renewal	1,250,746	1,056,245	✓	Total number of projects 11. Number of the projects that have been completed 7. Number deferred 2. Two projects are to be carried over due to extensive design and consultation. These two projects are: Waterloo Park Detention Basin and Santa Rosa Park Water Harvesting.
Water Quality Improvement Plan	15,000	15,000	✓	Ongoing regional project hosted by Local Land Service scheduled for completion June 2015. All milestones scheduled for completion in 13/14 were completed.
Shrimptons Creek Stormwater Work Stage 2	216,062	316,144	✗	Final milestones involve the construction of a Bioretention deck with an expanded scope. Carryover project. Deck will be completed before the end of September 2014.

Carryover Projects	2013/2014 Budget \$	YTD Actual \$	Status	Comment
Town Centre Flood Feasibility Study	97,970	98,180	↻	Survey and concept design completed. Next step is to engage an experienced quantity surveyor to provide a cost breakdown of construction costs. Outcomes and recommendations will be presented to the ET.
River to River Corridors Project	11,013	10,807	✓	



5. Centres and Neighbourhood program

Developing, delivering, maintaining and managing all our public domain infrastructure, facilities and place management.

Key: ✔ On track ✘ Action required ✓ Complete ⊖ Not started ⊘ Cancelled ▶ Deferred

5.1. PERFORMANCE INDICATORS

Measure	2013/2014 Target	YTD Progress	Status	Comment
% of project milestones met on time	90%	90%	✓	

5.2. BASE BUDGET

	YTD Budget \$	YTD Actual \$	Comment
Income	-389,000	-368,000	
Expense	2,965,000	2,769,000	
Total Base Budget	2,576,000	2,401,000	

5.3. PROJECTS

Approved Projects	2013/2014 Budget \$	YTD Actual \$	Status	Comment
Town Centre Upgrade Renewal	1,524,126	1,021,662	✓	
Pedestrian Accessibility & Mobility Plan	56,650	50,345	✓	
Elouera Reserve Upgrade	228,000	259,834	✘	Construction commenced in Q4 and practical completion is expected in Q1 2014/15. \$240,000 carried over into 2014/15.

Approved Projects	2013/2014 Budget \$	YTD Actual \$	Status	Comment
Macquarie Park Wayfinding Signage	58,620	70,609	✓	
Public Domain Upgrade Waterloo Rd	147,000	150,413	↻	This project is stage 3 of the public domain works on Waterloo rd - Cottonwood Cr to Herring Road. The project commenced in Q4 and will be completed in late Q1/early Q2. The works are linked to the renewal works in Eloura Reserve.

Carryover Projects	2013/2014 Budget \$	YTD Actual \$	Status	Comment
Neighbourhood Centre Renewal	420,247	391,722	✓	
Public Wifi Feasibility Study	10,574	5,302	✓	
Public Domain Upgrade Waterloo Rd	558,521	590,989	✓	Completed - some additional works were required due to issues with utility infrastructure.
Boronia Park Centre – Design and Construction	112,988	90,859	✓	
Rowe Street Detailed Design	20,000	10,568	▶▶	This project was deferred and will be undertaken as part of the Town Centre Public Domain Program in 14/15.
Eastwood Master Plan Review	3,960	5,253	✓	The project is considered to be completed as Council resolved on 22 July 2014 not to adopt the draft master plan.

6. Library program

Delivering all our library services.

Key: 🔄 On track ✖ Action required ✓ Complete ⊖ Not started ⊗ Cancelled ▶ Deferred

6.1. PERFORMANCE INDICATORS

Measure	2013/2014 Target	YTD Progress	Status	Comment
% of project milestones met on time	90%	79%	✖	Three milestones missed due to delays to two projects as advised in Q3 review.
% customer satisfaction of library users satisfied with quality of service	Baseline Year	97%	🔄	
No. of library loans per capita (combined Ryde/Hunters Hill population is utilised)	8.1	8.7	✓	Yearly target exceeded, Q4 result of 2.1.
No. of visits to the library annually	900,000	981,794	✓	Excellent result, exceeding target by 9%. Q4 = 241,640

6.2. BASE BUDGET

	YTD Budget \$	YTD Actual \$	Comment
Income	-911,000	-930,000	
Expense	4,683,000	4,550,000	
Total Base Budget	3,772,000	3,620,000	

6.3. PROJECTS

Approved Projects	2013/2014 Budget \$	YTD Actual \$	Status	Comment
Community Buildings Renewals - Libraries	119,000	122,161	✓	
Library Books	466,960	480,486	✓	Project complete. Overexpenditure highlights the difficulty of managing the purchase and delivery of over 20,000 items across the year. Variables include prepublication orders with unknown delivery dates reliant on unknown publication dates; and year end finalisation that relies on up to date processing of many invoices in order to determine accurate figures. The book budget is limited, and the Library Service unit is keen to ensure that it is fully spent.
Digital enhancement for Libraries	11,000	6,225	✗	Sub-project to purchase Chinese catalogue records has been completed. Below budget expenditure reflects the limited availability of Chinese records. Savings also due to use of Library Management System upgrade rather than purchase of stand alone system. Sub project for print payment system has been carried over to 2014/15 due to link with Public PC project.
Renewal of Public PCs at Libraries	0	0	✗	Project carried over to 2014/15 due to staff resourcing issue. Project has been scheduled and roll out of PCs is anticipated in September/October.

Carryover Projects	2013/2014 Budget \$	YTD Actual \$	Status	Comment
Libraries for Ryde	39,975	29,130	✓	



7. Governance and Civic program

Supporting our mayor and councillors; through council process and civic events; and providing guidance on governance to support other areas of council.

Key: 🟢 On track ✖ Action required ✔ Complete ⊖ Not started ⊘ Cancelled ▶ Deferred

7.1. PERFORMANCE INDICATORS

Measure	2013/2014 Target	YTD Progress	Status	Comment
% of project milestones met on time	90%	NA	-	No milestones were set in 2013/14.
Number of known breaches of statutory/council policy requirements	0	0	✔	
% of Councillor requests responded to within agreed service standard	95%	83%	✖	Q4= 81% Councillor requests are required to be responded to within 5 days. Although this target was only met for 81% of requests, the average response time during the quarter was 3.9 days for 330 requests received. HelpDesk requests continue to be monitored.
% of Councillor satisfaction with the quality of responses provided by the helpdesk	80%	83%	✔	

7.2. BASE BUDGET

	YTD Budget \$	YTD Actual \$	Comment
Income	-7,000	-5,000	
Expense	3,366,000	3,196,000	
Total Base Budget	3,359,000	3,191,000	



7.3. PROJECTS

New Projects	2013/2014 Budget \$	YTD Actual \$	Status	Comment
Independent Review Panel Recommendation	26,469	26,469	✓	The final report from this was presented to a Council Workshop on 8 October 2013.

Carryover Projects	2013/2014 Budget \$	YTD Actual \$	Status	Comment
Webcasting	3,641	693	✓	
Delegations Register in CHRIS	1,025	1,050	✓	



8. Customer and Community Relations program

Engaging with our community, all media and community relations, branding and marketing our city and developing and managing all our customer services.

Key: 🔄 On track ✖ Action required ✓ Complete ⊖ Not started ⊘ Cancelled ▶▶ Deferred

8.1. PERFORMANCE INDICATORS

Measure	2013/2014 Target	YTD Progress	Status	Comment
% of project milestones met on time	90%	88%	🔄	Within reasonable limits.
% of the community that recognise CoR as the owner or promoter of certain events, facilities and services	Baseline Year	NA	-	No data is available for this measure in 2013/14.
% customer satisfaction with the service provided at the Customer Service Centre	80%	89%	✓	
% customer satisfaction with the service provided at the Ryde Planning and Business Centre	80%	83%	✓	
% of Calls to the Customer Call Centre Resolved at the first point of contact	85%	83%	🔄	Within reasonable limits.

8.2. BASE BUDGET

	YTD Budget \$	YTD Actual \$	Comment
Income	-16,000	-15,000	
Expense	3,164,000	2,831,000	
Total Base Budget	3,148,000	2,815,000	

8.3. PROJECTS

Approved Projects	2013/2014 Budget \$	YTD Actual \$	Status	Comment
Web Content Management System	6,750	7,500	✗	Procurement of contractors in progress. Funds carried over into 2014/15 for implementation.
eBusiness - Smart Forms	2,000	1,950	✓	This will no longer be a project, and will just be maintenance fee in the base budget
Lets Talk Community Engagement	60,000	64,141	✓	
Market Segmentation Study (City View Review/Communications Plan)	59,432	68,994	✓	
Community Council Meetings	9,176	6,518	✓	

Carryover Projects	2013/2014 Budget \$	YTD Actual \$	Status	Comment
Ryde Planning and Business Centre	26,320	22,532	✓	
CRM Workflow Update	39,500	21,600	✓	
Council Resolved Community Engagement	47,724	40,368	✓	



9. Community and Cultural program

Managing all community services, community development, community buildings and events and driving cultural development.

Key: 🟢 On track ❌ Action required ✔ Complete ⊖ Not started ⓧ Cancelled ▶ Deferred

9.1. PERFORMANCE INDICATORS

Measure	2013/2014 Target	YTD Progress	Status	Comment
% of project milestones met on time	90%	87%	✔	
% Voluntary / benevolent sector satisfaction with support provided by CoR	N/A	43%	🟢	
% customer satisfaction for CoR's home modification and maintenance service	90%	94%	✔	
No. of new clients using the home modification service	250	190	❌	Fewer promotions over the year resulting in less numbers of new clients.
% customer satisfaction for CoR's immunisation service	90%	94%	✔	
No. of children immunised	1,600	1,424	❌	Q4 = 355 Fewer children requiring immunisation services.
No. of people attending key events and programs conducted by CoR	100,000	114,220	✔	Q4 = 2,370
% capacity of leased halls booked (capacity based on 8 hour booking per day)	60%	65%	✔	Q4 = 68%
% customer satisfaction index for halls and meeting room hire service	80%	81%	✔	53% of respondents were very satisfied with service.



Measure	2013/2014 Target	YTD Progress	Status	Comment
% capacity of meeting rooms booked (capacity based on 8 hour booking per day)	40%	49%	✓	Q4 = 56%
No. of bookings of Community Halls and meeting rooms facilities	5000	5,175	✓	Q4 = 1,393
% of community leased buildings that comply with statutory requirements and standards	85%	N/A	-	To be done on next round of assessment.

9.2. BASE BUDGET

	YTD Budget \$	YTD Actual \$	Comment
Income	-1,555,000	-1,529,000	
Expense	3,818,000	3,453,000	
Total Base Budget	2,264,000	1,924,000	

9.3. PROJECTS

Approved Projects	2013/2014 Budget \$	YTD Actual \$	Status	Comment
Community Buildings Renewal	136,420	98,998	✗	Awaiting grant approval for Willander.
Live Neighbourhood Project	129,668	110,807	✓	
Ryde Youth Theatre Group	93,010	57,147	↻	This is a four year project. Program of workshops and performances complete. Business planning in progress.
Community Garden & Nursery	20,000	1,670	✗	Project carried over into 2014/15.

Approved Projects	2013/2014 Budget \$	YTD Actual \$	Status	Comment
Grants Management Software	12,500	22,727	✓	Over budget as 12 month subscription prepaid in July.
Temporary Employment of P/T Officer	82,400	38,614	✓	
Addington House - Renovation	149,851	156,005	✓	

New Projects	2013/2014 Budget \$	YTD Actual \$	Status	Comment
Operational Asset Management Plan	12,000	10,909	✓	Finalised in line with Social Cultural Infrastructure Plan

Carryover Projects	2013/2014 Budget \$	YTD Actual \$	Status	Comment
Crime Prevention Plan - implementation	26,436	22,859	✓	
Feasibility Study Community Hub-Eastwood	89,250	83,285	✓	Final draft completed.





10. Risk Management program

Managing all legal services, procurement and internal auditing, assessing and managing business continuity, risk and disaster management.

Key:  On track  Action required  Complete  Not started  Cancelled  Deferred



10.1. PERFORMANCE INDICATORS

Measure	2013/2014 Target	YTD Progress	Status	Comment
% of project milestones met on time	90%	100%		
% satisfaction of Council's Audit and Risk Committee that the Council's Internal Audit function is operating effectively	Baseline Year	100%		As indicated in the minutes of the Audit and Risk Committee (March 14 and June 14), the committee is satisfied with the operation of the Internal Audit and associated functions.

10.2. BASE BUDGET

	YTD Budget \$	YTD Actual \$	Comment
Income	-416,000	-234,000	
Expense	3,085,000	2,910,000	
Total Base Budget	2,669,000	2,676,000	

10.3. PROJECTS

Approved Projects	2013/2014 Budget \$	YTD Actual \$	Status	Comment
Automating the Procurement Process	23,500	0		Stage two review completed by EY. To be reported to Council at 5 August 2014 workshop.
Corruption Prevention System	0	0		Was endorsed by the Audit and Risk Committee that this project

Approved Projects	2013/2014 Budget \$	YTD Actual \$	Status	Comment
-------------------	---------------------	---------------	--------	---------

be deferred to 2014/15.

New Projects	2013/2014 Budget \$	YTD Actual \$	Status	Comment
--------------	---------------------	---------------	--------	---------

Review of Risk Assessment/Work Method

30,000

16,215



Project complete with final outcome/reporting being received by Council and implementation underway

Review of Contractor Management Program

21,000

25,270



Project complete, final documentation received and information updated in July 2014. Distribution throughout Council including education process is currently underway.

Carryover Projects	2013/2014 Budget \$	YTD Actual \$	Status	Comment
--------------------	---------------------	---------------	--------	---------

Internal Audit Quality Assessment

0

0



Was endorsed by the Audit and Risk Committee that this project be deferred to 2014/15.

Enterprise Risk Management Plan

0

0



Council's ERM project progress was presented to the March 2014 meeting of the Audit and Risk Committee. The project has been subject to a number of revisions and expansions to include.



11. Paths and Cycleways program

Developing, managing and maintaining our footpaths and cycleways.

Key: ✔ On track ✘ Action required ✓ Complete ⊖ Not started ⊘ Cancelled ▶ Deferred

11.1. PERFORMANCE INDICATORS

Measure	2013/2014 Target	YTD Progress	Status	Comment
% of project milestones met on time	90%	95%	✓	
% of paths and cycleways that are condition level 3 or better	85%	N/A	-	Currently reviewing asset condition data and asset management plans.

11.2. BASE BUDGET

	YTD Budget \$	YTD Actual \$	Comment
Income	-4,000	-39,000	
Expense	1,795,000	1,788,000	
Total Base Budget	1,791,000	1,749,000	

11.3. PROJECTS

Approved Projects	2013/2014 Budget \$	YTD Actual \$	Status	Comment
Cycleways Construction Renewal	445,660	423,779	✓	
Footpath Construction Renewal	232,500	204,312	✓	



Approved Projects	2013/2014 Budget \$	YTD Actual \$	Status	Comment
Footpath Construction Expansion	459,840	425,240	✓	

New Projects	2013/2014 Budget \$	YTD Actual \$	Status	Comment
Mq Park TfNSW ECRL Station Access Works	2,279,370	2,264,193	✓	

Carryover Projects	2013/2014 Budget \$	YTD Actual \$	Status	Comment
Asset Management - Condition Data	18,605	33,560	✓	Complete and offsets made as reported qtr2 and qtr3



12. Environmental program

Monitoring and managing our environmental performance, developing environmental policy and making our community aware of environmental impact.

Key: On track Action required Complete Not started Cancelled Deferred

12.1. PERFORMANCE INDICATORS

Measure	2013/2014 Target	YTD Progress	Status	Comment
% of project milestones met on time	90%	100%		
Equivalent Tonne (et) CO2 saved across organisation from mitigation actions implemented.	400T	656T		
% customer satisfaction with the environmental education service	Baseline Year	95%		
% change in energy consumption for all of Council facilities measured against 2003/04 baseline year	< 5%	-12%		Substantial savings from new RALC Cogeneration Plant, new solar hot water systems across 10 Council facilities and lighting upgrades to two libraries.
% reduction in Council water consumption across all facilities below 2003/04 base year	15%	8%		Affected by weather conditions and number of new irrigation systems installed at various parks. To review 2014/15.
State of Environment Report completed and compliant with legislation	1	1		



12.2. BASE BUDGET

	YTD Budget \$	YTD Actual \$	Comment
Income	-9,000	-10,000	
Expense	524,000	448,000	
Total Base Budget	515,000	438,000	

12.3. PROJECTS

Approved Projects	2013/2014 Budget \$	YTD Actual \$	Status	Comment
Youth Waste & Environment Project (YEP)	6,000	9,114	🔄	SWAP Project has been carried over to 30 August 2014 to avoid competition with the Hornsby Art Exhibition.
Business Sustainability - City Switch	15,000	4,450	✓	
Hot Water Efficiency in Community Bldgs	111,000	105,989	✓	

Carryover Projects	2013/2014 Budget \$	YTD Actual \$	Status	Comment
Business Audit Program	4,584	4,584	✓	

13. Strategic City program

Providing strategic direction and planning; and managing the reporting of our corporate performance.

Key: ✔ On track ✘ Action required ✓ Complete ⊖ Not started ⊘ Cancelled ▶▶ Deferred

13.1. PERFORMANCE INDICATORS

Measure	2013/2014 Target	YTD Progress	Status	Comment
% of project milestones met on time	90%	100%	✔	

13.2. BASE BUDGET

	YTD Budget \$	YTD Actual \$	Comment
Income	-12,000		
Expense	242,000	223,000	
Total Base Budget	230,000	223,000	

13.3. PROJECTS

Approved Projects	2013/2014 Budget \$	YTD Actual \$	Status	Comment
Review of the Community Strategic Plan	0	0	⊘	Project approved to be cancelled in the March quarterly review.
CPR system enhancements and dashboard	30,000	7,200	✔	Further integration with Project and Performance Management systems completed this year.

14. Land Use Planning program

Planning, delivering and managing our land and urban design and enhancing and informing on our heritage.

Key: ✔ On track ✘ Action required ✔ Complete ⊖ Not started ⊘ Cancelled ▶▶ Deferred

14.1. PERFORMANCE INDICATORS

Measure	2013/2014 Target	YTD Progress	Status	Comment
% of project milestones met on time	90%	59%	✘	

14.2. BASE BUDGET

	YTD Budget \$	YTD Actual \$	Comment
Income	-215,000	-247,000	
Expense	952,000	885,000	
Total Base Budget	737,000	637,000	

14.3. PROJECTS

Approved Projects	2013/2014 Budget \$	YTD Actual \$	Status	Comment
Electronic Development Assessment Project	0	0	⊖	Project re-scoped to consolidate all projects relating to the DA process. This will deliver economies of scale and ensure software and system development is appropriately staged. This project is flagged as a carryover into 2014/15.
Transport Management Ass for Macq Park	250,000	250,114	✔	
Development Contributions Position	140,000	159,150	✔	The position in 2014/15 is a base budget activity.



Approved Projects	2013/2014 Budget \$	YTD Actual \$	Status	Comment
Heritage Grants Scheme	20,000	20,000	✓	
Electronic VPA & S94 system	0	0	▶▶	This project and the associated funds were transferred to TechOne Enhancements project.
Electronic Housing Code	0	0	✓	Completed in-house as a base budget activity.
Meadowbank Station Precinct Master Plan	150,000	35,550	⊘	Council resolved to discontinue this project at its meeting of 13 May 2014.

Carryover Projects	2013/2014 Budget \$	YTD Actual \$	Status	Comment
Section 94 Contribution Plan	131,166	127,968	↻	This is a carry over project - the project has fallen behind schedule due to the complexities of developing the works schedule for the draft s94A plan.
Macquarie Park DCP	66,397	66,397	↻	This is a carry over project - the project has fallen behind schedule due to need to undertake a detailed review of the DCP.
Review Stormwater DCP and align WSUD	30,364	30,364	✗	Draft DCP expected to be reported to Council in Q1 of 2014/15.
Consultant for Nth Ryde Station Precinct	9,373	9,373	⊘	Council resolved to cancel project at its meeting of 24/09/2013.

15. Traffic & Transport program

Managing our transport, traffic and car parking; developing sustainable transport options.

Key: ✔ On track ✘ Action required ✔ Complete ⊖ Not started ⊘ Cancelled ▶ Deferred

15.1. PERFORMANCE INDICATORS

Measure	2013/2014 Target	YTD Progress	Status	Comment
% of project milestones met on time	90%	98%	✔	
No. of passengers transported by Top Ryder Community Bus Service	>= 50000	65,085	✔	Q4 = 16,748.

15.2. BASE BUDGET

	YTD Budget \$	YTD Actual \$	Comment
Income	-489,000	-597,000	
Expense	695,000	804,000	
Total Base Budget	206,000	208,000	

15.3. PROJECTS

Approved Projects	2013/2014 Budget \$	YTD Actual \$	Status	Comment
Traffic Facilities Renewal	187,580	220,146	✔	
Car Park Renewal	154,500	85,362	✘	Glen St car park works carried over due to contractor unavailability

Approved Projects	2013/2014 Budget \$	YTD Actual \$	Status	Comment
Top Ryder Community Bus Service	249,000	239,040	✓	The 13/14 service was delivered on time and under budget. Council resolution 24 June 2014 has approved a downsizing of the service to 4 days per week in 14/15 to 30 June 2015.
Bus Shelters - new	32,440	30,670	✓	
Bus Stop DDA compliance	84,870	66,913	✓	
Bus Stop Seats - new	31,830	8,267	✓	
Traffic Committee Capital Works	234,500	203,583	✓	

Carryover Projects	2013/2014 Budget \$	YTD Actual \$	Status	Comment
Meadowbank/Gladesville Traffic Study	65,615	76,894	↻	Delayed due to tie in with Morrison Rd (east of Church St) issues, which was subject to major consultation project in qtr3. Study will likely still proceed after reporting to Council, likely in qtr1 of 2014/15. This project is a carryover into 2014/15 year.
Agincourt Rd - Balaclava Rd TCS	682,268	674,229	✓	
Rowe Street Eastwood - Traffic Calming	18,672	898	✓	Late arrival of RMS income for project in previous year, which was completed.



16. Economic Development program

Business sector and economic development.

Key: ✔ On track ✘ Action required ✓ Complete ⊖ Not started ⊗ Cancelled ▶ Deferred

16.1. PERFORMANCE INDICATORS

Measure	2013/2014 Target	YTD Progress	Status	Comment
% of project milestones met on time	90%	100%	✔	

16.2. BASE BUDGET

	YTD Budget \$	YTD Actual \$	Comment
Income	-4,000	-5,000	
Expense	149,000	142,000	
Total Base Budget	146,000	137,000	

16.3. PROJECTS

Approved Projects	2013/2014 Budget \$	YTD Actual \$	Status	Comment
Economic Development Plan Implementation	40,000	44,205	✔	Some additional expenditure related to Ryde Business Forum saw this project completed slightly over-budget.
Implementation-Macq Park Marketing Plan	96,930	52,483	✔	

Carryover Projects	2013/2014 Budget \$	YTD Actual \$	Status	Comment
Macquarie Park Website	49,350	21,146	✓	
City of Ryde Food & Festivals Guide	9,450	8,755	✓	



17. Organisational Development program

Addressing workforce planning, driving culture and performance, assessing process efficiency and overseeing all corporate communications.

Key: 🔄 On track ✖ Action required ✔ Complete ⊖ Not started ⊘ Cancelled ▶ Deferred

17.1. PERFORMANCE INDICATORS

Measure	2013/2014 Target	YTD Progress	Status	Comment
% of project milestones met on time	90%	100%	✔	

17.2. BASE BUDGET

	YTD Budget \$	YTD Actual \$	Comment
Income	-6,000	-9,000	
Expense	202,000	178,000	
Total Base Budget	196,000	169,000	

17.3. PROJECTS

Carryover Projects	2013/2014 Budget \$	YTD Actual \$	Status	Comment
Performance Review Process	8,400	8,400	✔	
PMCOR System Development	30,598	26,598	🔄	
Best Value Reviews (annual)	8,070	8,070	✔	
Internal Communication (Incl Intranet)	0	0	⊘	Project approved to be cancelled in the Q1 review.

18. Foreshore program

Managing all aspects of our foreshore.

Key: ✔ On track ✘ Action required ✓ Complete ⊖ Not started ⊗ Cancelled ▶ Deferred

18.1. PERFORMANCE INDICATORS

Measure	2013/2014 Target	YTD Progress	Status	Comment
% of project milestones met on time	90%	100%	✔	
% of seawalls that are condition level 3 or better	85%	N/A	-	Currently reviewing asset condition data and asset management plans.

18.2. BASE BUDGET

	YTD Budget \$	YTD Actual \$	Comment
Income			
Expense	67,000	70,000	
Total Base Budget	67,000	70,000	

18.3. PROJECTS

Approved Projects	2013/2014 Budget \$	YTD Actual \$	Status	Comment
Seawalls/Retaining Walls Refurbishment	53,000	64,009	✔	Glen St car park works being carried over due delay in getting contractor to start.

19. Regulatory program

Delivering all our regulatory assessments and activities, including building regulations, environmental regulations, road, parking and footpath enforcement and animal management.

Key: 🔄 On track ✘ Action required ✓ Complete ⊖ Not started ⊗ Cancelled ▶▶ Deferred

19.1. PERFORMANCE INDICATORS

Measure	2013/2014 Target	YTD Progress	Status	Comment
% of project milestones met on time	90%	N/A	-	No milestones set in 2013/14.
% external customers satisfied with development assessment service	Baseline Year	73%	🔄	
Total development value of approved development applications (in \$million - cumulative)	N/A	\$446m	🔄	Q4= \$150m
Mean number of DA's processed per person	60	75	🔄	Q4 = 28
DA assessment time (days) - against the Group 3 benchmark (Mean Gross Assessment Time)	78	76	✓	Q4 = 71
Mean gross DA determination times: residential alterations and additions (against Group 3 Average)	70	60	✓	Q4 = 55
No. of DA's processed within the Group 3 average number of days by category - residential	N/A	231	🔄	Q4 = 56
Mean gross DA determination times: single new dwelling (against Group 3 Average)	73	98	✘	Q4 = 73 This financial year an improvement has been made on the assessment time for single dwellings to now meet the target in Q4.



Measure	2013/2014 Target	YTD Progress	Status	Comment
No. of DA's processed within the Group 3 average number of days by category - single new dwelling	N/A	131	🔄	Q4 = 38
Mean gross DA determination times: commercial, retail, office (against Group 3 Average)	74	60	✓	Q4 = 63
No. of DA's processed within the Group 3 average number of days by category - commercial	N/A	144	🔄	Q4 = 38
% external customers satisfied with requests/reports investigated (Building Compliance)	Baseline Year	72%	🔄	
% external customers satisfied with requests/reports investigated (Rangers and Parking)	Baseline Year	82%	🔄	
% customer satisfaction with inspection of regulated premises service	Baseline Year	N/A	-	Data not collected.
No. of food premises inspections	>= 1000	811	✗	Over 262 inspections completed in Q4. Failure to reach annual target due to staff vacancy for a substantive part of the year.

19.2. BASE BUDGET

	YTD Budget \$	YTD Actual \$	Comment
Income	-8,124,000	-9,748,000	
Expense	7,204,000	6,714,000	
Total Base Budget	-920,000	-3,034,000	

19.3. PROJECTS

Approved Projects	2013/2014 Budget \$	YTD Actual \$	Status	Comment
Boarding House Project	53,040	4,315	✓	Completed in-house as a base budget activity.

Carryover Projects	2013/2014 Budget \$	YTD Actual \$	Status	Comment
Macquarie Park Parking Scheme Upgrade	63,183	14,130	✓	The Upgrade of the Parking meters in Macquarie Park has been completed. The remaining funds will be moved to the base budget and used for cash collection and the maintenance of the meters.








20. Waste and Recycling program

Managing our domestic and commercial waste services, educating on and facilitating recycling and disposal services.

Key:  On track  Action required  Complete  Not started  Cancelled  Deferred

20.1. PERFORMANCE INDICATORS

Measure	2013/2014 Target	YTD Progress	Status	Comment
% of project milestones met on time	90%	100%		
% tonnes of recycling from all domestic waste services	48%	44%		Within reasonable limits.
% external customers satisfied with commercial waste management and recycling service for business	Baseline Year	80%		
% community satisfaction with CoR's domestic waste and recycling service	Baseline Year	86%		
% external customers satisfied with domestic waste and recycling service requests	Baseline Year	96%		

20.2. BASE BUDGET

	YTD Budget \$	YTD Actual \$	Comment
Income	-17,027,000	-16,700,000	
Expense	16,694,000	15,082,000	
Total Base Budget	-333,000	-1,618,000	



20.3. PROJECTS

Approved Projects	2013/2014 Budget \$	YTD Actual \$	Status	Comment
Home Waste & Sustainability Project	78,855	67,472	✓	Project extended for a further 3 years
No Littering - Eastwood	20,000	10,712	↻	Carried over due to the delay in EPA Approval.
Too Good To Waste	54,000	55,803	✓	Budget should have been \$55,000 - Received 50% of amount from EOA
Porters Ck Protection Earthwrks&Reconfig	145,000	71,869	✓	

New Projects	2013/2014 Budget \$	YTD Actual \$	Status	Comment
Living on the Block	82,029	94,036	↻	Project substantially complete with remaining work to be finalised by September 2014. Carry over funding has not been taken into account
Construction Waste & Screening	179,000	170,478	↻	

21. Internal Corporate Services program

Developing and managing our information, records and corporate knowledge; implementing information technology, communications, business, financial and HR infrastructure and services. Managing our fleet and plant; planning and developing assets; all project management and administrative support.

Key: 🟢 On track ✖ Action required ✔ Complete ⊖ Not started ⓧ Cancelled ▶ Deferred

21.1. PERFORMANCE INDICATORS

Measure	2013/2014 Target	YTD Progress	Status	Comment
% of project milestones met on time	90%	76%	✖	
% return on investment over the standard investment benchmark (ie. Bank Bill Swap Reference Rate (Australian financial market) - BBSW)	0.85%	1.48	✔	We have been doing reasonably well considering the cash rate has remained steady. Section 94 funds remain high, so working capital is not benefiting from this additional income.
% of Council's plant, light commercial fleet that meet the Euro4 standards (equivalent to green star rating)	95%	96%	✔	
% Council's fleet cars to meet 3.5 green star rating	95%	98%	✔	
% of annual capital works program completed	90%	90%	✔	

21.2. BASE BUDGET

	YTD Budget \$	YTD Actual \$	Comment
Income	-54,643,000	-55,139,000	
Expense	11,172,000	9,088,000	
Total Base Budget	-43,471,000	-46,051,000	



21.3. PROJECTS

Approved Projects	2013/2014 Budget \$	YTD Actual \$	Status	Comment
Information Technology Renewals	1,254,698	960,537	✓	
Plant & Fleet Purchases	2,750,000	2,763,271	✓	
GPIMS - System Development	48,450	58,974	↻	Funds carried over into the 2014/15 financial year required for implementation.
Kiosk Online Timesheets	0	0	⊘	Project approved to be cancelled in the September quarterly review.
Upgrade of Telephony System	150,000	146,616	✓	
				The overall project is not due to be finished until 30 June 2016.
				Of the four scheduled sub projects, the following three were completed.
				- AP Invoicing has gone live and on time
				- W&A has gone live and on time
				- Debt management has gone live and on time
				- Contracts have been delayed, due to issues in the calculation and journaling of retention monies.
TechOne Enhancements	233,677	250,551	↻	Balance of this overall project is on track.

New Projects	2013/2014 Budget \$	YTD Actual \$	Status	Comment
Scout - Online Recruitment Module	2,425	2,425	✓	

Carryover Projects	2013/2014 Budget \$	YTD Actual \$	Status	Comment
Policy Framework for WH&S	8,500	10,000	↻	
Review and Update HR Policies	4,240	4,240	✓	
High Speed Scanner/OCR matching software	0	0	✓	Carryover funds from this project were transferred over to the TechOne Enhancements project to be used with the implementation of the AP Invoice Matching module in the Q1 review.
Budgeting Tool Software - Purchase	12,400	5,888	✓	This project is complete, with the Bonds & Guarantee tab being abandoned, as it was not going to improve Council's processes. The Works & Assets tabs are done and ready to be rolled out to staff the Payroll and Labour Budget tabs have been updated and ready to be rolled out to staff. The system has been upgraded with no issues.



Appendix A – Reserve Listing Report

Natural Account	Description	13/14 Opening Balance	Budget To Reserve	Budget From Reserve	13/14 Budget Result	Review To Reserve	Review From Reserve	13/14 Review Result
93001 - Internally Restricted Revenues								
8301	Stockland Creche Contribution	249,755.25		-15,432.25	234,323.00		-11,285.00	223,038.00
8302	Voluntary Planning Agreement Reserve	2,228,357.59	1,768,199.00	-146,809.00	3,849,747.59	1,533,793.00		5,383,540.59
8304	Asset Replacement Reserve	9,065,295.15	3,455,640.00	-5,131,093.00	7,389,842.15		372,108.00	7,761,950.15
8305	Plant Replacement Reserve	2,010,921.35	2,679,100.00	-3,080,340.00	1,609,681.35			1,609,681.35
8306	Ryde Aquatic Leisure Centre Reserve	2,441,422.60	3,633,370.00	-3,695,500.00	2,379,292.60			2,379,292.60
8307	Financial Security Reserve	3,437,878.13			3,437,878.13			3,437,878.13
8308	Public Art Reserve	136,153.00		-96,000.00	40,153.00			40,153.00
8309	Council Election Reserve	345,938.21	120,000.00		465,938.21			465,938.21
8311	Investment Property Reserve	15,639,830.74	894,108.00	-992,927.00	15,541,011.74		863,012.00	16,404,023.74
8312	Civic Precinct Redevelopment Reserve	1,258,412.71		-609,679.00	648,733.71		173,837.00	822,570.71
8314	Carryover Works Reserve	2,766,732.49	2,077,786.00	-2,353,691.49	2,490,827.00	429,203.00	-201,147.00	2,718,883.00
8318	Porters Creek Reserve	199,348.89			199,348.89			199,348.89
8319	Insurance Fluctuation Reserve	414,147.42			414,147.42			414,147.42
8320	OHS & Injury Management Reserve	75,699.99		-59,500.00	16,199.99			16,199.99
8321	Public Domain Plan Reserve	138,602.00			138,602.00			138,602.00
8322	Planning Proposal Reserve	35,000.00			35,000.00			35,000.00
Total Internally Restricted Revenues		40,443,495.52	14,628,203.00	-16,180,971.74	38,890,726.78	1,962,996.00	1,196,525.00	42,050,247.78
93002 - Internally Restricted Liabilities								
8327	Employee Leave Entitlements Reserve	3,110,461.93	60,000.00		3,170,461.93			3,170,461.93
8328	Refundable Deposits Reserves	8,047,781.32	20,000.00		8,067,781.32			8,067,781.32
8329	Interest on Refundable Deposits Reserve	377,366.19			377,366.19			377,366.19
Total Internally Restricted Liabilities		11,535,609.44	80,000.00		11,615,609.44			11,615,609.44
93003 - Section 94 Contribution Reserves								

Appendix A – Reserve Listing Report

Natural Account	Description	13/14 Opening Balance	Budget To Reserve	Budget From Reserve	13/14 Budget Result	Review To Reserve	Review From Reserve	13/14 Review Result
8351	Community & Cultural Facilities Reserve	4,412,902.41	1,814,206.00	-39,975.00	6,187,133.41	248,875.00		6,436,008.41
8352	Open Space & Recreation Facilities Reserve	7,365,195.10	5,495,556.00	-119,291.00	12,741,460.10	664,876.00	24,135.00	13,430,471.10
8353	Roads & Traffic Management Facilities Reserve	3,304,080.76	660,202.00	-641,415.00	3,322,867.76	96,329.00	43,615.00	3,462,811.76
8354	Stormwater Management Facilities Reserve	6,319,109.11	628,402.00	-1,342,944.00	5,604,567.11	47,759.00	297,846.00	5,950,172.11
8355	Section 94 Plan Administration Reserve	715,535.32	61,512.00	-271,166.00	505,881.32	5,936.00	3,198.00	515,015.32
8379	Stormwater Management Service Charge Reserve	-69,911.52	992,170.00	-1,279,008.00	-356,749.52			-356,749.52
	Total Section 94 Contribution Reserves	22,046,911.18	9,652,048.00	-3,693,799.00	28,005,160.18	1,063,775.00	368,794.00	29,437,729.18
93004 - Other External Restrictions								
8376	Domestic Waste Management Reserve	4,789,947.01	15,260,960.00	-16,605,502.00	3,445,405.01		-3,114.00	3,442,291.01
8377	External Drainage Works Contribution Reserve	197,546.32			197,546.32			197,546.32
8378	Macquarie Park Corridor Special Rate Reserve	1,818,318.09	1,276,960.00	-2,007,204.00	1,088,074.09		-2,789.08	1,085,285.01
8379	Stormwater Management Service Charge Reserve	1,471,249.87	992,170.00	-1,279,008.00	1,184,411.87			1,184,411.87
	Total Other External Restrictions	8,277,061.29	17,530,090.00	-19,891,714.00	5,915,437.29		-5,903.08	5,909,534.21
93005 - Unexpended Grants Reserves								
8401	U/Exp Grant - Home Modification & Maintenance	247,296.70	67,400.00	-60,000.00	254,696.70			254,696.70
8403	U/Exp Grant - Volunteer Referral Agency	15,649.90	6,180.00		21,829.90			21,829.90
8404	U/Exp Grant - Library Local Priority							
8408	U/Exp Grant - Urban Sustain Program - Looking Glass Bay	49,563.00			49,563.00			49,563.00
8409	U/Exp Grant - Consolidated LEP for Ryde	72,142.14		-10,184.00	61,958.14			61,958.14

Appendix A – Reserve Listing Report

<i>Natural Account</i>	<i>Description</i>	<i>13/14 Opening Balance</i>	<i>Budget To Reserve</i>	<i>Budget From Reserve</i>	<i>13/14 Budget Result</i>	<i>Review To Reserve</i>	<i>Review From Reserve</i>	<i>13/14 Review Result</i>
8413	U/Exp Grant - Sydney North/SydneyWest Tussock Paspalum 06/11	8,633.95			8,633.95			8,633.95
8415	U/Exp Grant - Buffalo Creek - (SQID)	18,778.31			18,778.31			18,778.31
8416	U/Exp Grant - Financial Assistance Grants	1,113,320.00		-1,113,320.00				
8417	U/Exp Grant - Road Services Unit Management	430,748.00		-430,748.00				
8418	U/Exp Grant - Macquarie Park Master Plan	30,000.00			30,000.00			30,000.00
8419	U/Exp Grant - Sydney Water Business Audit Program	3,568.19		-3,568.19				
8426	U/Exp Grant - Noxious Weeds Management	3,218.66			3,218.66			3,218.66
8427	U/Exp Grant - Rivers to Rivers Corridor	11,013.29		-11,013.29				
8429	U/Exp Grant - NSW Sport Regrading & Levelling	57,275.41		-0.41	57,275.00			57,275.00
8432	U/Exp Grant - Eastwood Floodplain Risk	720.88			720.88			720.88
8433	U/Exp Grant - Liberty Swing Dunbar Park	7,763.13			7,763.13			7,763.13
8434	U/Exp Grant - Sport Development Program	542.76			542.76			542.76
8435	U/Exp Grant - WASIP	1,470,907.79	657,800.00	-1,210,381.00	918,326.79		-120,904.00	797,422.79
8436	U/Exp Grant - Yamble Reserve- All Abilities Playground							
8437	U/Exp Grant - Playing Field Lighting Upgrade	14,500.00			14,500.00			14,500.00
8438	U/Exp Grant - Parramatta River Catchments Floodplain	25,000.00			25,000.00			25,000.00
8439	U/Exp Grant - Vacation Care Program Grant	5,253.73			5,253.73			5,253.73
8440	U/Exp Grant - Crime Prevention Plan Grant	22,801.00		-22,801.00				
8441	U/Exp Grant - Save Power Supplementary							
8442	U/Exp Grant - Shaftsbury/ Glen Roundabout (RTA)							
8443	U/Exp Grant - Curzon St/ Smith St Pedestrian (RTA)	765.05			765.05			765.05

Appendix A – Reserve Listing Report

Natural Account	Description	13/14 Opening Balance	Budget To Reserve	Budget From Reserve	13/14 Budget Result	Review To Reserve	Review From Reserve	13/14 Review Result
8445	U/Exp Grant - Quarry Road Resurfacing Program (RTA)							
8446	U/Exp Grant - Vimiera Road Traffic Facilities Renew (RTA)	1,959.22			1,959.22			1,959.22
8450	U/Exp Grant - Meadowbank/Gladesville Traffic Study					9,106.00		9,106.00
8451	U/Exp Grant - Rowe St Eastwood Traffic Calming	623.11		-623.11				
8452	U/Exp Grant - Active in Ryde Program Implementation	2,891.17		-0.17	2,891.00		-2,891.00	
8453	U/Exp Grant - MQ Park TfNSW ECRL	1,879,370.40		-1,879,370.40				
8454	U/Exp Grant - Putney Park Graffiti Hotspot Program	100,000.00		-100,000.00				
8455	U/Exp Grant - Planning for Ageing Population	42,000.00		-42,000.00				
8456	U/Exp Grant - No Littering - Eastwood					15,692.00		15,692.00
8459	U/Exp Grant - Restoring Blue Gum High in Denistone Park					19,000.00		19,000.00
8460	U/Exp Grant - Restoring Blue Gum High in Darvall Park					27,000.00		27,000.00
	Total Unexpended Grants Reserves	5,636,305.79	731,380.00	-4,884,009.57	1,483,676.22	70,798.00	-123,795.00	1,430,679.22
Internal Loans								
8901	Internal Loan - RALC Reserve	-687,859.87		-1,462,140.00	-2,149,999.87		140,762.00	-2,009,237.87
	Total Internal Loans	-687,859.87		-1,462,140.00	-2,149,999.87		140,762.00	-2,009,237.87
TOTAL RESERVES								
		87,251,523.35	42,621,721.00	-46,112,634.31	83,760,610.04	3,097,569.00	1,576,382.92	88,434,561.96
	Net Transfer			-3,490,913.31	-3,490,913.31		4,673,951.92	1,183,038.61

Appendix B – 2013/14 Quarterly Changes Report

				<i>Approved Budget 2013/2014</i>	<i>Actual 2013/2014</i>	<i>Proposed Changes 2013/2014</i>	<i>Comments</i>
--	--	--	--	--	-----------------------------	---	-----------------

Community and Cultural program

6930047	Ryde Youth Theatre Group	NCP Inc		(5,656)	(5,656)	Additional income received
6930047	Ryde Youth Theatre Group	NCP Inc		(26,000)	(26,000)	Additional Grant received
6930047	Ryde Youth Theatre Group	NCP Exp	93,010		(35,863)	Carryover adjustment
6930068	Community Garden & Nursery	NCP Exp	20,000		(18,330)	Carryover adjustment
6930047	Ryde Youth Theatre Group	From Res	(21,010)	(51,010)	(30,000)	Carryover adjustment
50014	Community Buildings Renewal	Cap Exp	136,420	98,998	(37,422)	Carryover adjustment
50014	Community Buildings Renewal	To Res	20,000		37,422	Carryover adjustment
6930047	Ryde Youth Theatre Group	To Res			97,519	Carryover adjustment
6930068	Community Garden & Nursery	To Res	5,750		18,330	Carryover adjustment
Total Community and Cultural program						

Customer and Community Relations program

1830550	Community Council Meetings	NCP Exp	9,176		(2,658)	Carryover adjustment
---------	----------------------------	---------	-------	--	---------	----------------------



Appendix B – 2013/14 Quarterly Changes Report

			<i>Approved Budget 2013/2014</i>	<i>Actual 2013/2014</i>	<i>Proposed Changes 2013/2014</i>	<i>Comments</i>
1830550	Community Council Meetings	To Res	29,924		2,658	Carryover adjustment
6530458	Web Content Management System	NCP Exp	6,750		750	Carryover adjustment
6530458	Web Content Management System	From Res			(50,000)	Reallocated funding
6530458	Web Content Management System	To Res	75,946		49,250	Carryover adjustment
6530495	Market Segmentation Study	NCP Exp	59,432		9,562	Carryover adjustment
6530495	Market Segmentation Study	To Res	40,568		(9,562)	Carryover adjustment
Total Customer and Community Relations program						

Open Space, Sport & Recreation program

7430630	Restoring Blue Gum High in Darvall Park	NCP Exp	27,000		(27,000)	Unspent grant to be carried to 2014/2015
7430632	Restoring Blue Gum High in Denistone Park	NCP Exp	19,000		(19,000)	Unspent grant to be carried to 2014/2015
7630379	Feasibility study on synthetic fields	NCP Exp	10,000		(3,402)	Carryover adjustment
7730070	Active in Ryde Program Implementation	NCP Exp	10,000		1,900	Carryover adjustment
50011	Sportsfield Floodlighting Renewal	Cap Exp	50,000	32,176	(17,824)	Carryover adjustment
50011	Sportsfield Floodlighting Renewal	To Res	29,500		17,824	Carryover adjustment

Appendix B – 2013/14 Quarterly Changes Report

			<i>Approved Budget 2013/2014</i>	<i>Actual 2013/2014</i>	<i>Proposed Changes 2013/2014</i>	<i>Comments</i>
50012	Sportsfield Renewal & Upgrade Renewal	Cap Exp	857,580	865,279	7,699	Carryover adjustment
50012	Sportsfield Renewal & Upgrade Renewal	From Res	(488,000)		(7,699)	Carryover adjustment
50015	Sportsground Amenities Upgrades Renewal	Cap Exp	165,855	193,305	27,450	Carryover adjustment
50015	Sportsground Amenities Upgrades Renewal	To Res	311,545		(27,450)	Carryover adjustment
50016	Playground Renewal & Construction Renewal	Cap Exp	550,000	654,514	104,514	Carryover adjustment
50016	Playground Renewal & Construction Renewal	From Res	(191,200)	(293,978)	(104,514)	Carryover adjustment
51011	Sportsfield Floodlighting Expansion	Cap Exp	19,702	29,892	10,190	Carryover adjustment
51011	Sportsfield Floodlighting Expansion	From Res	(14,527)	(199,369)	(10,190)	Carryover adjustment
51012	Sportsfield Expansion & Upgrade Expansion	Cap Exp	90,664	59,480	(23,396)	Carryover adjustment
51012	Sportsfield Expansion & Upgrade Expansion	To Res	30,000		23,396	Carryover adjustment
51013	RALC Asset Expansion	Cap Exp	3,240,430	3,097,058	(140,762)	Unspent funding to be carried over to 2014/15
51013	RALC Asset Expansion		(1,462,140)		140,762	Unspent funding to be carried over to 2014/15
51015	Sportsground Amenities Upgrades Expansion	Cap Exp	122,520	81,165	(41,355)	Carryover adjustment
51015	Sportsground Amenities Upgrades Expansion	From Res	(139,184)	(39,184)	35,499	Carryover adjustment
51015	Sportsground Amenities Upgrades Expansion	To Res	16,664		5,856	Carryover adjustment

Appendix B – 2013/14 Quarterly Changes Report

			<i>Approved Budget 2013/2014</i>	<i>Actual 2013/2014</i>	<i>Proposed Changes 2013/2014</i>	<i>Comments</i>
51016	Playground Expansion & Construction Expansion	Cap Exp	300,000	257,940	(42,060)	Carryover adjustment
51016	Playground Expansion & Construction Expansion	To Res	1,200,000		42,060	Carryover adjustment
51019	Commercial Buildings Expansion	Cap Exp	30,000	32,375	2,377	Carryover adjustment
51019	Commercial Buildings Expansion	To Res	2,377		(2,377)	Carryover adjustment
7730070	Active in Ryde Program Implementation	From Res		(5,150)	(5,150)	Carryover adjustment
7730070	Active in Ryde Program Implementation	From Res	(0)		(2,891)	Carryover adjustment
7430630	Restoring Blue Gum High in Darvall Park	To Res			27,000	Unspent grant to be carried to 2014/2015
7430632	Restoring Blue Gum High in Denistone Park	To Res			19,000	Unspent grant to be carried to 2014/2015
7630379	Feasibility study on synthetic fields	To Res			3,402	Carryover adjustment
7730070	Active in Ryde Program Implementation	To Res	610		6,141	Carryover adjustment
Total Open Space, Sport & Recreation program						

Centres and Neighbourhood program

4111259	Voluntary Planning Agreement Capital Income	Cap Inc	(1,768,199)	(3,301,992)	(1,533,793)	Developer Contribution - additional S94 income
50005	Traffic Facilities Renewal	Cap Exp	58,620	70,609	11,989	Under estimated project cost in December Quarter Review

Appendix B – 2013/14 Quarterly Changes Report

			<i>Approved Budget 2013/2014</i>	<i>Actual 2013/2014</i>	<i>Proposed Changes 2013/2014</i>	<i>Comments</i>
50005	Traffic Facilities Renewal	From Res	(58,620)		(11,989)	Under estimated project cost in December Quarter Review
50023	Town Centre Upgrade Implementation Renewal	Cap Exp	2,356,762	1,781,893	(17,587)	Carryover adjustment
50023	Town Centre Upgrade Implementation Renewal	From Res	(1,961,698)	(1,118,512)	(3,413)	Carryover adjustment
50023	Town Centre Upgrade Implementation Renewal	To Res			21,000	Carryover adjustment
4111259	Voluntary Planning Agreement Capital Income	To Res	1,768,199		1,533,793	Developer Contribution - additional S94 income
Total Centres and Neighbourhood program						

Library program

50020	Information Technology Renewals	Cap Exp	11,000	6,225	(4,775)	Carryover adjustment
50020	Information Technology Renewals	To Res	84,000		4,775	Carryover adjustment
Total Library program						

Internal Corporate Services program

2230284	PMCOR System Development	NCP Exp	30,598		(4,000)	Carryover adjustment
8530162	GPIMS - System Development	NCP Exp	48,450		10,524	Carryover adjustment

Appendix B – 2013/14 Quarterly Changes Report

			<i>Approved Budget 2013/2014</i>	<i>Actual 2013/2014</i>	<i>Proposed Changes 2013/2014</i>	<i>Comments</i>
50020	Information Technology Renewals	Cap Exp	1,267,098	887,044	(50,000)	Transfer funding to Web CMS project
50020	Information Technology Renewals	To Res			50,000	Transfer funding to Web CMS project
51020	Information Technology Expansions	Cap Exp	233,677	251,051	16,874	Carryover adjustment..
51020	Information Technology Expansions	From Res	(233,677)	(21,507)	(16,874)	Carryover adjustment
8530162	GPIMS - System Development	From Res			(10,524)	Carryover adjustment
2230284	PMCOR System Development	To Res	4,402		4,000	Carryover adjustment..
Total Internal Corporate Services program						

Land Use Planning program

4111087	Eastwood Master Plan	NCP Exp	3,960		1,293	Carryover adjustment
4130059	Section 94 Contribution Plan	NCP Exp	131,166		(3,198)	Carryover adjustment
4111221	Section 94 Capital Income-Roads	Cap Inc	(522,202)	(618,531)	(96,329)	Income received to date
4111221	Section 94 Capital Income-Roads	Cap Inc	(1,611,206)	(1,860,081)	(248,875)	Income received to date
4111221	Section 94 Capital Income-Roads	Cap Inc	(369,502)	(417,261)	(47,759)	Income received to date
4111221	Section 94 Capital Income-Roads	Cap Inc	(5,114,556)	(5,779,432)	(664,876)	Income received to date

Appendix B – 2013/14 Quarterly Changes Report

			<i>Approved Budget 2013/2014</i>	<i>Actual 2013/2014</i>	<i>Proposed Changes 2013/2014</i>	<i>Comments</i>
4111221	Section 94 Capital Income-Roads	Cap Inc	(32,412)	(38,348)	(5,936)	Income received to date
4111087	Eastwood Master Plan	From Res	(3,960)	(16,790)	(1,293)	Carryover adjustment
4130059	Section 94 Contribution Plan	From Res	(131,166)		3,198	Carryover adjustment
4111221	Section 94 Capital Income-Roads	To Res	1,611,206		248,875	Transfer Sec 94 Income to Reserve
4111221	Section 94 Capital Income-Roads	To Res	5,114,556		664,876	Transfer Sec 94 Income to Reserve
4111221	Section 94 Capital Income-Roads	To Res	522,202		96,329	Transfer Sec 94 Income to Reserve
4111221	Section 94 Capital Income-Roads	To Res	369,502		47,759	Transfer Sec 94 Income to Reserve
4111221	Section 94 Capital Income-Roads	To Res	32,412		5,936	Transfer Sec 94 Income to Reserve
Total Land Use Planning program						

Economic Development program

4130249	Implementation of Marketing Plan	NCP Exp	96,930		(44,447)	Project started later and unspent funding to be carried over to 2014/2015
4130249	Implementation of Marketing Plan	From Res	(96,930)		44,447	Project started later and unspent funding to be carried over to 2014/2015
Total Economic Development program						

Catchment program

Appendix B – 2013/14 Quarterly Changes Report

			<i>Approved Budget 2013/2014</i>	<i>Actual 2013/2014</i>	<i>Proposed Changes 2013/2014</i>	<i>Comments</i>
50022	Stormwater Improvement Works Renewal	Cap Inc	(50,000)	(250,100)	(99,000)	Additional grant received
50022	Stormwater Improvement Works Renewal	Cap Exp	1,309,062	1,118,135	(198,846)	Carry over the balance of the Stormwater Works Renewal Cluster for the Detention basin project at Waterloo Park
50022	Stormwater Improvement Works Renewal	From Res	(1,259,062)		297,846	Carry over the balance of the Stormwater Works Renewal Cluster for the Detention basin project at Waterloo Park
5140570	Shrimptons Ck - Bioretention Basin	Cap Exp	216,062		108,897	Carryover adjustment
5140570	Shrimptons Ck - Bioretention Basin	From Res	(216,062)		(108,897)	Carryover adjustment
Total Catchment program						

Environmental program

3230245	Waste - to - Art	NCP Exp	6,000		3,114	Carryover adjustment
3230245	Waste - to - Art	From Res	(6,000)		(3,114)	Carryover adjustment
Total Environmental program						

Traffic & Transport program

4930517	Meadowbank/Gladesville Traffic Study	NCP Inc	(22,000)	(86,000)	(64,000)	Carryover adjustment
---------	--------------------------------------	---------	----------	----------	----------	----------------------

Appendix B – 2013/14 Quarterly Changes Report

			<i>Approved Budget 2013/2014</i>	<i>Actual 2013/2014</i>	<i>Proposed Changes 2013/2014</i>	<i>Comments</i>
4930517	Meadowbank/Gladesville Traffic Study	NCP Exp	65,615		11,279	Carryover adjustment
50021	Car Park Renewal	Cap Exp	154,500	85,362	(69,138)	Unsent fund to be carried over to 2014/2015
50021	Car Park Renewal	To Res			69,138	Unsent fund to be carried over to 2014/2015
4930517	Meadowbank/Gladesville Traffic Study	From Res	(43,615)		43,615	Carryover adjustment
4930517	Meadowbank/Gladesville Traffic Study	To Res			9,106	Carryover adjustment
Total Traffic & Transport program						

Waste and Recycling program

6130560	No Littering - Eastwood	NCP Inc	(22,500)	(26,404)	(3,904)	Carryover adjustment
6130559	Living on the Block (WASIP)	NCP Exp	82,029		12,007	Carryover adjustment
6130560	No Littering - Eastwood	NCP Exp	20,000		(9,288)	Carryover adjustment
6130559	Living on the Block (WASIP)	From Res	(82,029)		(12,007)	Carryover adjustment
6130560	No Littering - Eastwood	To Res	2,500		(2,500)	Carryover adjustment
6130560	No Littering - Eastwood	To Res			15,692	Carryover adjustment
Total Waste and Recycling program						

Appendix B – 2013/14 Quarterly Changes Report

			<i>Approved Budget 2013/2014</i>	<i>Actual 2013/2014</i>	<i>Proposed Changes 2013/2014</i>	<i>Comments</i>
Property Portfolio program						
50018	Corporate Buildings Renewals	Cap Exp	1,893,139	529,287	(1,057,297)	Unspent Funding to be carried over to 2014/2015
50018	Corporate Buildings Renewals	From Res	(1,893,139)		1,057,297	Unspent funding to be carried over to 2014/2015
50019	Commercial Buildings Renewal	Cap Exp	90,000	110,448	20,448	Carryover adjustment
50019	Commercial Buildings Renewal	From Res	(90,000)		(20,448)	Carryover adjustment
51014	Community Buildings Expansion	Cap Exp	15,432	26,717	11,285	Carryover adjustment
51014	Community Buildings Expansion	From Res	(15,432)		(11,285)	Carryover adjustment
Total Property Portfolio program						

Roads program						
50002	Road Resurfacing Renewal	Cap Exp	3,144,832	2,771,478	(364,007)	Unspent funding to be carried over to 2014/2015
50002	Road Resurfacing Renewal	From Res	(1,465,456)		364,007	Unspent funding to be carried over to 2014/2015
50006	Bridge Upgrade / Renewal	Cap Exp	26,090	66,738	40,648	Carryover adjustment
50006	Bridge Upgrade / Renewal	To Res	80,000		(40,648)	Carryover adjustment
Total Roads program						



Appendix B – 2013/14 Quarterly Changes Report

			<i>Approved Budget 2013/2014</i>	<i>Actual 2013/2014</i>	<i>Proposed Changes 2013/2014</i>	<i>Comments</i>
--	--	--	--	-----------------------------	---	-----------------

Paths and Cycleways program

51012	Sportsfield Expansion & Upgrade Expansion	Cap Inc	(25,725)	(16,403)	9,322	Carryover adjustment
51012	Sportsfield Expansion & Upgrade Expansion	Cap Exp	85,016	75,694	(9,322)	Carryover adjustment
51005	Traffic Facilities Expansion	Cap Exp	149,140	105,849	(25,333)	Supplier has now advised the delayed and unspent funding to be carried over to 2014/2015
51005	Traffic Facilities Expansion	To Res	10,000		25,333	Supplier has now advised the delayed and unspent funding to be carried over to 2014/2015
4711484	M2 Upgrade Consent Public Infrastructure	Op Exp	30,661	1,444	(11,636)	Unspent grant funding to be carried over to 2014/2015
4711484	M2 Upgrade Consent Public Infrastructure	Op Exp	22,000		(22,000)	Unspent grant funding to be carried over to 2014/2015
4711484	M2 Upgrade Consent Public Infrastructure	To Res			33,636	Unspent grant funding to be carried over to 2014/2015
Total Paths and Cycleways program						

GRAND TOTAL						
--------------------	--	--	--	--	--	--



Appendix C – Consolidated Income and Expenditure Estimates 2013/14

PROJECTED OPERATING RESULT	Original Budget 2013/2014 \$'000	C/Over Budget 2013/2014 \$'000	TOTAL Original Budget 2013/2014 \$'000	Sep Changes 2013/2014 \$'000	Dec Changes 2013/2014 \$'000	Mar Changes 2013/2014 \$'000	Jun Carryovers 2013/2014 \$'000	Jun Changes 2013/2014 \$'000	PROPOSED Budget 2013/2014 \$'000	ACTUAL YTD 2013/2014 \$'000
OPERATING REVENUE										
Rates & Annual Charges	63,367		63,367						63,367	63,170
User Charges & Fees	12,592		12,592	389	253	289			13,523	14,551
Interest	3,250		3,250	571					3,820	4,371
Other Operating Revenue	6,555		6,555	18	302	776		6	7,657	8,645
Operating Grants & Contributions	7,220	100	7,320	(1,366)	(154)	16	(81)	94	5,830	5,396
TOTAL OPERATING REVENUE	92,983	100	93,083	(388)	402	1,081	(81)	100	94,197	96,133
OPERATING EXPENSES										
Employee Costs	40,122		40,122	(1,147)	47	55			39,077	37,912
Materials & Contracts	24,605	2,116	26,722	2,621	393	523	(1,112)	(150)	28,996	25,462
Borrowing Costs	190		190						190	146
Other Operating Expenses	16,114	27	16,142	38	(17)	237			16,400	14,419
TOTAL OPERATING EXPENSES	81,032	2,144	83,175	1,512	422	815	(1,112)	(150)	84,662	77,939
Operating Result Before Capital Amounts	11,952	(2,044)	9,908	(1,901)	(21)	266	1,032	250	9,534	18,194
Capital Grants & Contributions	214	2,140	2,354	3,978	1,515	4,632	(1,417)	2,687	13,749	19,715
In-kind Contributions										
Net Gain / (Loss) on Disposal of Assets										1,215
Total Capital Income	214	2,140	2,354	3,978	1,515	4,632	(1,417)	2,687	13,749	20,930
Operating Result Before Depreciation	12,166	96	12,262	2,077	1,495	4,898	(385)	2,937	23,284	39,124
Depreciation & Impairment	21,244		21,244						21,244	1,924
Operating Result	(9,078)	96	(8,982)	2,077	1,495	4,898	(385)	2,937	2,039	37,199

Appendix C – Consolidated Income and Expenditure Estimates 2013/14

PROJECTED FUNDING	Original Budget	C/Over Budget	TOTAL Original Budget	Sep Changes	Dec Changes	Mar Changes	Jun Carryovers	Jun Changes	PROPOSED Budget	ACTUAL YTD
OPERATING RESULT	(9,078)	96	(8,982)	2,077	1,495	4,898	(385)	2,937	2,039	37,199
Funding										
ADD (Non-Cash) - Depreciation	21,244		21,244						21,244	1,924
ADD (Non-Cash) - ELE Accruals										418
ADD (Non-Cash) - Interest on Security Deposits - Accruals										
ADD Book Value of Assets Disposed	1,150		1,150		894				2,044	1,145
Cash Available to Fund Capital Expenditure	13,316	96	13,412	2,077	2,389	4,898	(385)	2,937	25,328	40,686
CAPITAL EXPENDITURE										
Community Life	4,678	5,940	10,619	258	17	(25)	(4,299)	(129)	6,441	6,462
Environment & Planning	850	2,241	3,091	134	(41)		(153)	(6)	3,026	2,346
Public Works	11,384	3,624	15,008	762	(196)	(467)	(684)	(512)	13,910	14,074
Corporate Services	2,775	889	3,665		2	(32)	(207)	(1,090)	2,338	1,679
TOTAL CAPITAL EXPENDITURE	19,687	12,695	32,382	1,154	(218)	(524)	(5,343)	(1,737)	25,715	24,561
Cash Flow to Fund	(6,372)	(12,598)	(18,970)	923	2,607	5,422	4,957	4,674	(387)	16,125
Financed by:										
Opening Working Capital	3,433	831	4,264						4,264	4,264
Borrowings										
New Borrowings	1,500	1,200	2,700						2,700	
Less: Loan Repayments	(641)		(641)						(641)	(508)
Net Loan Funds (Payments/Receipts)	859	1,200	2,059						2,059	(508)
Reserves	5,148	11,425	16,573	(1,291)	(2,362)	(5,114)	(4,957)	(4,674)	(1,826)	1,555
Closing Working Capital	3,068	858	3,926	(368)	245	307	(0)	(0)	4,110	21,436
Net change in Working Capital	365	(27)	338	368	(245)	(307)	0	0	154	(17,172)