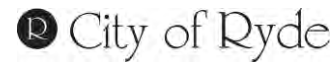


Quarterly Review Report



Four Year Delivery Plan 2014 – 2018 including One Year Operational Plan 2014/2015

Quarter Four
April – June 2015



Lifestyle and opportunity @ your doorstep



Lifestyle and opportunity @ your doorstep



Contents

General Manager's Overview	04
Outcome Summaries	13
A City of Liveable Neighbourhoods	14
A City of Wellbeing	18
A City of Prosperity	23
A City of Environmental Sensitivity	28
A City of Connections	33
A City of Harmony and Culture	38
A City of Progressive Leadership	42
Projects by Program	47
Open Space, Sport and Recreation Program	47
Roads Program	51
Property Portfolio Program	53
Catchment Program	55
Centres and Neighbourhood Program	57
Library Program	60
Governance and Civic Program	62

Customer and Community Relations Program	63
Community and Cultural Program	65
Risk Management Program	68
Paths and Cycleways Program	70
Environmental Program	72
Strategic City Program	74
Land Use Planning Program	75
Traffic and Transport Program	77
Economic Development Program	79
Organisational Development Program	81
Foreshore Program	82
Regulatory Program	83
Waste and Recycling Program	85
Internal Corporate Services Program	87

Appendices

Appendix A – Reserve Listing Report	90
Appendix B – 2014/15 Quarterly Changes Report	95
Appendix C – Consolidated Income and Expenditure Estimates 2014/15	108

General Manager's Overview

Quarterly Overview

This Quarterly Review reports on the progress towards the achievement of the City of Ryde's Delivery Plan 2014-2018 including One Year Operational Plan 2014/15 as at 30 June 2015. Council monitors the progress of the Operational Plan on a quarterly basis, with the report highlighting Council's performance against key indicators and the planned projects.

This report demonstrates Council's commitment to complete the majority of planned projects in our 2014/15 Operational Plan. In total there were 100 Capital and Non Capital projects, which had a planned end date of 30 June 2015. The 100 projects are made up of our 2014/15 Operational Plan projects, new projects added throughout the year by Council resolution and projects carried over into this year from 2013/14. Of those projects 71 were complete and a further 28 are on track for completion in 2015/16 but have run over due to various factors such as weather or are multiple year projects and one project was not started. There are only two projects identified as action required in this report and each of these, has a detailed comment as to the reason for the delay noting both are multiple year projects. Lastly, three projects were cancelled and two deferred. There has been an increase of \$2.04 million on the projected amount of carryover funds. There will be approximately \$10.04 million carried over into 2015/16 financial year.

As a result of the June Quarterly Review, Council's Available Working Capital is projected to be maintained at \$3.05 million. It should be noted that the June Review has mainly focused in bringing to account adjustments to Council's proposed carryovers and funding sources from VPAs, Section 94, Grants or Reserves. As Council is aware Council's actual result detailed in the financial statement for the 2014/15 year, is the subject of a separate report to Council at its meeting on Tuesday 25 August 2015.

As Council is aware, the second half of 2014/15 has been extremely busy, given Council's preparation in formulating its response to the State Government's 'Fit for the Future' initiative. Council's joint submission with Hunter's Hill Council and Lane Cove Council including our proposal for a Joint Regional Authority as a superior alternative to amalgamation in response to 'Fit for the Future' was lodged by all three Councils to IPART on 30 June 2015. In addition Council was formally notified by IPART on 19 May 2015 that it had been successful with its SRV application. This information was reported to Council on Tuesday 23 June 2015, when Council considered the 2015–2019 Delivery Plan following its public exhibition from 6 May to 3 June 2015.

The following summary below is provided on the key components of Council's Operational Plan 2014-2015 and is supported by detailed information in the Appendices.

Financial Position

Following the fourth quarter budget review, Council's financial position, has maintained available Working Capital at \$3.05 million. This level of Working Capital is currently sufficient.

Operating expenses, YTD, are within 9.93% (favourable) of the budgeted amounts, which is a good result.

Operating Income (Base Budget and Non-Capital & Capital Income) is projected to increase by \$5.40 million (4.31%) and Operating Expenses are projected to decrease by \$0.60million (-0.68%), a net increase in Operating Surplus of \$5.99 million to \$43.93 million. This is an excellent result.

Council had budgeted to undertake \$27.51 million of capital works. This is projected to decrease by another \$2.37 million from savings from the capital works program that will be either returned to reserves or carried forward to those programs of works for 2015/16. This will give a total capital works budget of \$25.15 million.

Base Budget

Base Budget Income maintains at \$99.89 million, while Base Budget Expenses are projected to decrease by \$0.11 million to \$84.41 million, giving a net projected increase in the Base Budget Surplus of \$0.11 million (0.69%).

Non-Capital Budget

Non-Capital Expenses are projected to decrease by \$0.49 million to \$2.20 million, giving a net projected decrease in net Non-Capital Expenditure of \$0.50 million (-18.89%).

Capital Budget

Capital Income is projected to increase by \$5.38 million to \$30.62 million, while Capital Expenses are projected to decrease by \$2.37 million to \$25.15 million, giving a net projected reduction in net Capital Expenditure of \$7.75 million (-340.44%).

Reserve Movements

The net movement of Reserves was budgeted to be a net transfer to reserves of \$14.00 million for works carried over plus funding other works. This is projected to have a net increase of \$8.36 million to reserves to a total of \$22.36 million transfer to reserves.

Financial Position Overview

	Original Budget 2014/15 (\$'000)	Carryover Budget 2014/15	Previously Approved Changes	Revised Budget 2014/15	Proposed Changes 2014/15	Projected Budget 2014/15	Actual YTD 2014/15	Budget YTD 2014/15	% Variance
Base									
Income	(97,794)		(2,091)	(99,885)		(99,885)	(109,770)	(99,885)	9.90%
Expenditure ¹	85,259	108	(848)	84,519	(105)	84,414	76,387	84,519	-9.62%
Net	(12,535)	108	(2,938)	(15,365)	(105)	(15,471)	(33,384)	(15,365)	117.27%
Non-Capital									
Income	(103)	(14)	99	(18)	(14)	(32)	(207)	(18)	1049.69%
Expenditure	1,519	1,238	(72)	2,685	(490)	2,195	2,157	2,685	-19.67%
Net	1,416	1,224	27	2,667	(504)	2,163	1,949	2,667	-26.90%
Capital									
Income	(424)	(1,427)	(23,387)	(25,237)	(5,381)	(30,618)	(33,294)	(25,237)	31.93%
Expenditure	24,171	7,141	(3,799)	27,513	(2,368)	25,145	25,395	27,513	-7.70%
Net	23,747	5,714	(27,185)	2,276	(7,749)	(5,473)	(7,898)	2,276	-447.02%
Reserve Movement	(10,345)	(7,046)	31,388	13,998	8,358	22,355	27,248	13,998	94.66%
Other Items									
Book Value of Assets	(925)		(924)	(1,849)		(1,849)	(3,224)	(1,849)	
Advances									
Loan Proceeds	(1,500)		(100)	(1,600)		(1,600)		(1,600)	-100.00%
Loan Repayments	885			885		885	881	885	-0.53%
Total Other Items	(1,540)		(1,024)	(2,563)		(2,563)	(2,343)	(2,563)	-8.59%
Net Change In Working Capital	743		268	1,012	0	1,012	(14,429)	1,012	-1526.24%

¹ Excluding depreciation

Progress against Indicators

Our performance indicators help to provide a snap shot of the organisation's health. Corporate indicators focus on major areas across the whole organisation and program indicators track how we are delivering on specific elements within each of the 21 programs outlined in our Delivery Program 2014-2018 including One Year Operational Plan 2014/15.

Corporate Indicators

As identified in the table below, all the corporate indicators are, with the exception of one, on track.

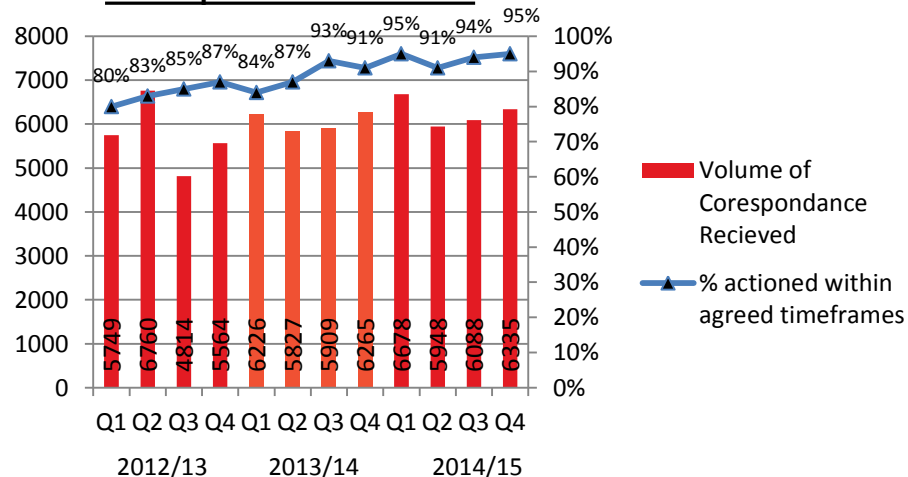
Measure	Performance Indicator	2014/15 Target	2014/15 Q4 Result	2014/15 Annual Result	Status	Comment
Customer Satisfaction	Improvement in the Customer Satisfaction Index obtained from annually surveying our customers	84%	N/A	78%	✘	A slight drop of 7% from the previous year. Still a positive result overall.
Responsiveness to customer requests	% customer requests actioned within agreed timeframes (currently 10 working days)	90%	93%	93%	✔	Strong result emphasising council's focus in delivering quality customer services.
Responsiveness to customer requests	% of inward correspondence actioned within agreed timeframes (currently 10 working days)	90%	95%	94%	✔	Strong result emphasising council's focus in delivering quality customer services.
Effective complaints handling	% of Tier One and Two Complaints resolved within agreed standards	100%	100%	98%	✔	Very good result and a 6% improvement on last year.
Base Budget management	% variance of YTD approved base budget Income as at last quarter (That you are not more than 2% under your approved Base Budget Income)	>= -2%	N/A	9.90%	✔	Details provided in the Council report.

Measure	Performance Indicator	2014/15 Target	2014/15 Q4 Result	2014/15 Annual Result	Status	Comment
Base Budget management	% variance of YTD approved Base Budget Expenditure as at last quarter (That you are not more than 2% over your approved Base Budget Expenditure)	<= 2%	N/A	-9.62%	✓	Details provided in the Council report.
Projects are well managed	% project milestones completed on time	90%	96%	94%	✓	Continuation of our focus on project management.
Completion of projects scheduled to finish within the year	% of scheduled projects completed within the year	90%	N/A	71%	✗	71 of 100 projects complete in 2014/15. Numbers include approved, new and carryover projects. Exclude deferred and cancelled projects.
Projects are well managed	% scheduled projects completed on or under budget	85%	N/A	73%	✗	This indicator is below our target, however the report indicates the reasons why some projects were not completed within budget. No overall financial impact.
Occupational Health and Safety	Number of LTI days per quarter (reduction from previous quarter/year)	Q4=106 Annual=518	87	465	✓	A very good result. In Q4 there was a 17% reduction on previous quarter. Overall an annual reduction of 10% from the previous year.

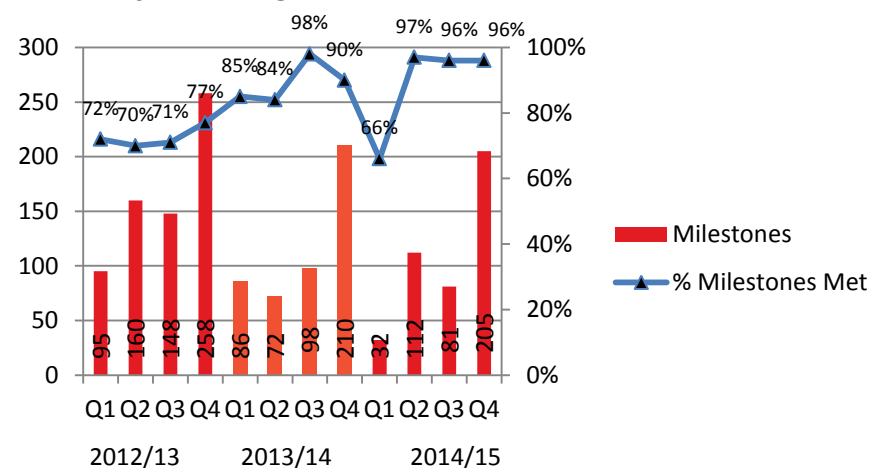
Measure	Performance Indicator	2014/15 Target	2014/15 Q4 Result	2014/15 Annual Result	Status	Comment
Management of Annual Leave balances in excess of 40 days	Number of staff with annual leave balances of >40 days	Baseline Year	N/A	34	✓	
Risk Management	% of internal audit recommendations implemented within agreed timeframes	= 100%	95%	97%	✓	A strong result that demonstrates Council's commitment to implement recommendations from internal audit.

Of particular note the following areas demonstrate improvements in Council's performance against previous trends or targets:

Correspondence Received

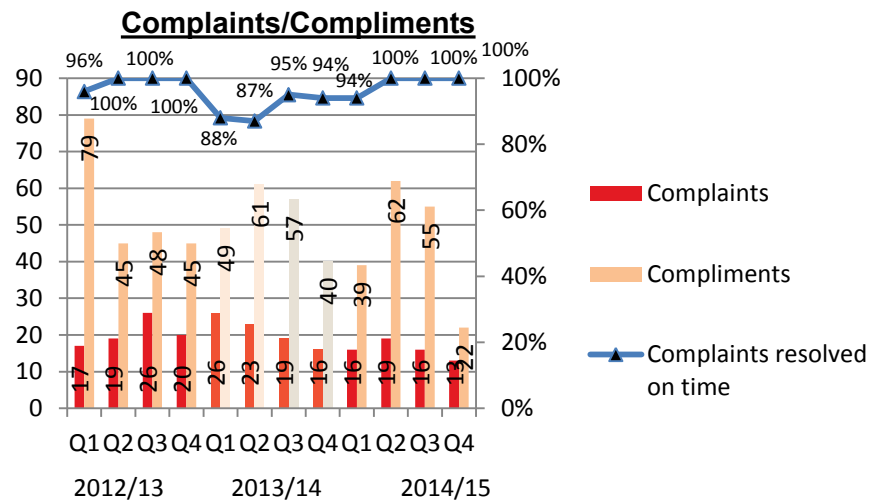
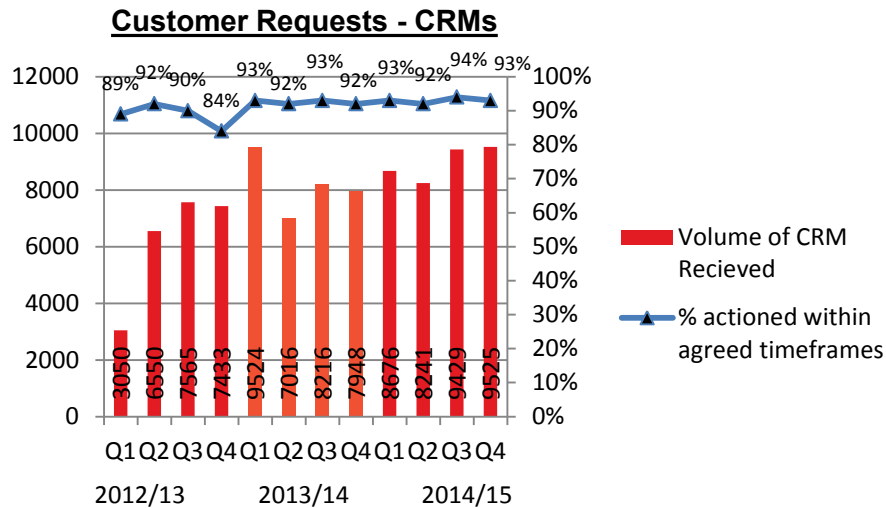


Project Management - Milestones



- Our responsiveness to inward correspondence has increased a further percent from last quarter, increasing our score to 95% which is over our target of 90%. We will look to maintain our continued improvements toward this indicator in the coming year.
- We managed to maintain our result of 96% of milestones met on time indicator in Q4, against our target of 90%. This is a great result as can be seen in the graph above the number of milestones due in Q4 increased by 124 from the previous quarter and our percentage completed on time was 6% grater that Q4 2013/14.

The following corporate indicators still meet the target this quarter, noting that the organisation will be working to improve further or maintain this result at the next quarter:-

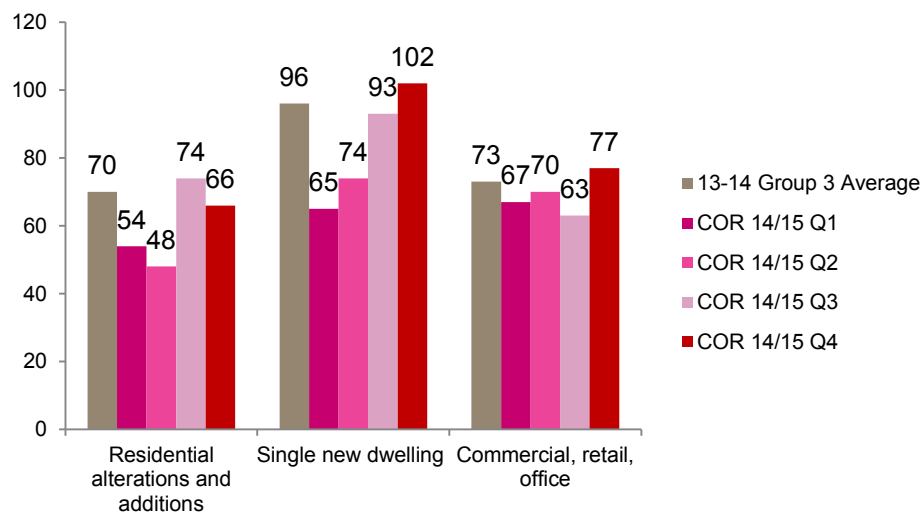


- We have continued our high response to customer requests, despite a further 1% increase in volume, our result slightly decreased by one percent to 93% for requests actioned within agreed timeframes. This is above our target of 90% and highlights our continued commitment to excellent customer service.
- Our handling of complaints indicator was maintained at our target of 100%. This is a very good result for this indicator. It is positive to note that the number of compliments still continue to far outweigh the complaints received.

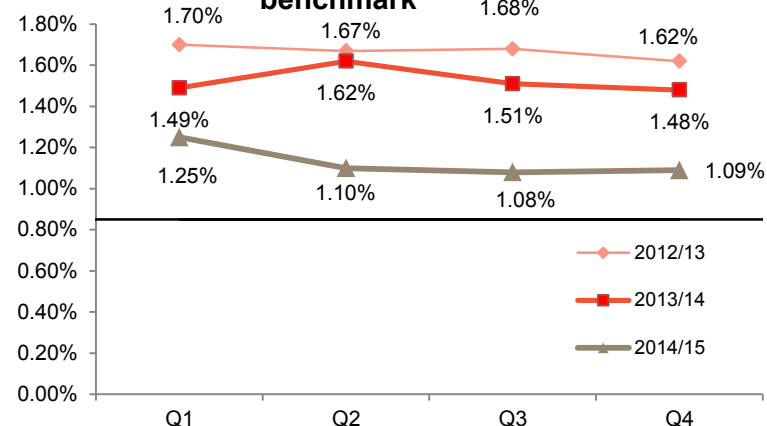
Program Indicators

I would like to draw particular attention to the following areas of Council where performance has improved against previous trends or targets:

Mean gross DA determination times

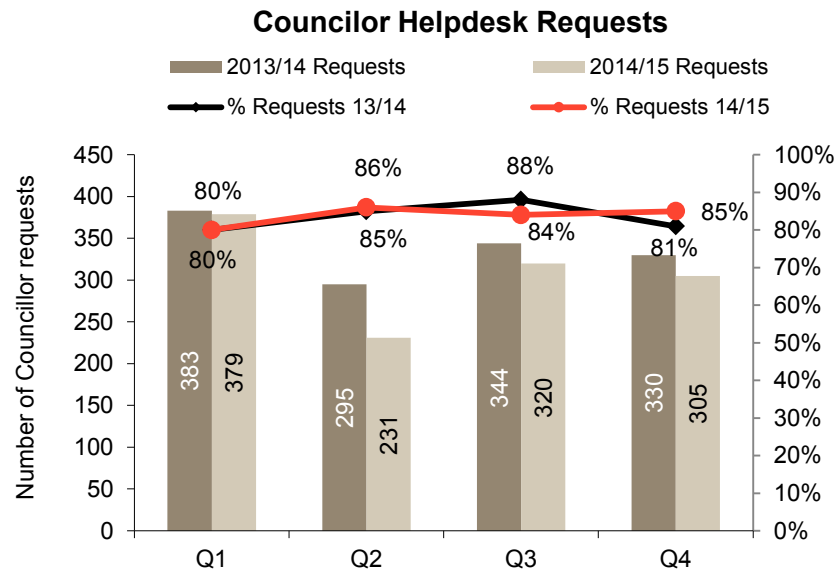


Interest on Investments - % above benchmark



- We continue to see improvements in our mean gross DA determination times against the group three Council averages. We have improved the determination times by a further eight days for residential alterations and additions which is a very good result. Single new dwellings and commercial, retail and office was slightly higher than last quarter but still a very good result and below the target overall for the year.
- Council's investments still continue to exceed the investment benchmark. We still continue to track above the benchmark, with the cash rate at an historical low we have been doing well to hold our returns at this level.





- We have increased our score by one percent to 85% for our indicator on Councilor Helpdesk response times. This is within a 5% tolerance of our target of 90% and a good result for the quarter.

We welcome any feedback on this Quarterly Review Report and would appreciate any comments or suggested improvements.

Regards

Gail Connolly
General Manager

Outcome Summaries

City of **Liveable Neighbourhoods**|
City of **Wellbeing**| City of **Prosperity**|
City of **Environmental Sensitivity**|
City of **Connections**| City of **Harmony
and Culture**| City of **Progressive
Leadership**|

A City of Liveable Neighbourhoods

A range of well-planned clean and safe neighbourhoods, and public spaces, designed with a strong sense of identity and place.

Goal One	Goal Two	Goal Three
All residents enjoy living in clean, safe, friendly and vibrant neighbourhoods	Our community has a strong sense of identity in their neighbourhoods and are actively engaged in shaping them.	Our neighbourhoods thrive and grow through sustainable design, planning and regulation that support community needs

Financial Position

- At the beginning of the year income from base budget operations in this outcome was expected to be approximately \$3 million. At the end of Q4 the income has significantly exceeded these expectations, reaching \$4.77 million. This has been particularly due to a strong development sector, seeing higher than anticipated income from Development Application fees and enforcement charges. Expenditure was \$100,000 higher than anticipated and this is considered to be a sound result given the volume of activity.
- \$250,000 of VPA income was received and reported in Quarter 2.
- Capital Projects are within their approved budgets and further details are provided below.



	Revised Budget 2014/15 (\$'000)	Proposed Changes 2014/15	Projected Budget 2014/15	Actual YTD 2014/15	Budget YTD 2014/15	% Variance
Base						
Income	(4,011)		(4,011)	(4,772)	(4,011)	18.98%
Expenditure	8,267		8,267	7,794	8,267	-5.73%
Net	4,256		4,256	3,021	4,256	-29.01%
Non-Capital						
Income						
Expenditure	36	(9)	27	29	36	-20.33%
Net	36	(9)	27	29	36	-20.33%
Capital						
Income	(225)		(225)	(225)	(225)	
Expenditure	778	(7)	771	760	778	-2.30%
Net	553	(7)	546	535	553	-3.24%
Reserve Movement	(145)	16	(129)	(55)	(145)	-62.51%
Other Items						
Book Value of Assets						
Advances						
Loan Proceeds						
Loan Repayments						
Total Other Items						
Net Change In Working Capital	4,700		4,700	3,530	4,700	-24.88%

Progress against Projects

- The Street Tree Planting Program was completed within budget.
- Works in Quarry Road and Sager place are progressing well, some minor works are to be delivered in Q1 2015/16, and this will require a carryover of \$50,000 for Sager Place works. These works include, furniture installation in Quarry Rd, and bike racks, street furniture, and town centre signage in Sager Place.

Operational Plan Projects for 2014/2015

Key:  On track  Action required  Complete  Not started  Cancelled  Deferred

Program/projects	Status	Comment
Open Space, Sport & Recreation program		
Street Tree Planting Program		
Centres and Neighbourhood program		
Neighbourhood Centre Renewal		Quarry Road is near completion – final furniture installation will complete the works. Sager Place works are progressing and are to be completed in the first quarter. \$50,000 has been carried over for this purpose.



A City of Wellbeing

A healthy and safe community, with all supported throughout their life by services, facilities and people.

Goal One	Goal Two	Goal Three
Our residents are encouraged and supported to live healthy and active lives.	All residents feel supported and cared for in their community through the provision of ample services and facilities.	Residents feel secure and included in an environment where they can connect socially and are supported by their neighbours.

Financial Position

- Base Budget income was \$7,599,000 and expenditure was \$14,103,000
- Non-Capital Projects expenditure was \$129,000 and Capital Projects expenditure was \$6,217,000

	Revised Budget 2014/15 (\$'000)	Proposed Changes 2014/15	Projected Budget 2014/15	Actual YTD 2014/15	Budget YTD 2014/15	% Variance
Base						
Income	(8,010)		(8,010)	(7,599)	(8,010)	-5.13%
Expenditure	15,394	(90)	15,305	14,103	15,394	-8.39%
Net	7,384	(90)	7,295	6,504	7,384	-11.92%
Non-Capital						
Income	(4)		(4)	(29)	(4)	630.01%
Expenditure	180	(5)	175	129	180	-28.66%
Net	176	(5)	171	100	176	-43.58%
Capital						
Income	(1,718)	(1)	(1,720)	(1,823)	(1,718)	6.10%
Expenditure	6,819	(445)	6,374	6,217	6,819	-8.83%
Net	5,101	(447)	4,654	4,394	5,101	-13.86%
Reserve Movement	(1,714)	541	(1,173)	(932)	(1,714)	-45.64%
Other Items						
Book Value of Assets						
Advances						
Loan Proceeds	(1,500)		(1,500)		(1,500)	-100.00%
Loan Repayments	329		329	357	329	8.62%
Total Other Items	(1,171)		(1,171)	357	(1,171)	-130.53%
Net Change In Working Capital	9,776		9,776	10,423	9,776	6.62%











Progress against Projects

Highlights for the quarter include:

- Playground Construction Renewal – Carrara and Girraween Reserve Playgrounds completed
- Implementation of Children’s Play Plan completed – Lions Park and Gannon Playground
- ELS Hall Park Synthetic Surface out to tender
- Ryde Parramatta River Walk completed
- Installation of latest technology for starting blocks at RALC courtesy of donation from Ryde-Carlile Swim Club and Federal Government grant
- The new screens at Ryde Library provides a great opportunity to inspire library users with words and images.

Operational Plan Projects for 2014/2015

Key:  On track  Action required  Complete  Not started  Cancelled  Deferred

Program/projects	Status	Comment
Open Space, Sport & Recreation program		
Active in Ryde Program Implementation		
ELS Hall Park #1 - Synthetic Surface		Procurement of contractors in progress.
Implementation of Children Play Plan -P2		Loan approved in 2014/15. Project to commence in 2015/16 - Melrose Park, Dunbar Park, Elouera Reserve and Banjo Patterson Park.
Plan for sustainable management of sport		Procurement of contractors in progress.
Playground Construction - Renewal		All works now completed in Q1 2015/16. Girraween Park and Carrara Reserve.
RALC Asset Renewal		All projects completed as scheduled and under budget. Wave pool duct work replacement completed this quarter.
Sportsfield Renewal & Upgrade		Community Consultation ongoing for Tennyson Park Dinghy Racks - Council Report due in August. ELS Hall Park Baseball Facilities - Works to commence in Q1 2015/16.
Sportsground Amenities Renewal & Upgrade		
Library program		
Community Buildings Renewals - Libraries		Project was completed on time and within budget, 1) CCTV projects at Eastwood and Gladesville Libraries, 2) Air-conditioning at Ryde and Eastwood Libraries.
Digital enhancement for Libraries		Project completed on time and within budget. A new digital screen has been installed at Ryde Library providing a very modern and innovative way to inspire our community.

Program/projects	Status	Comment
Community and Cultural program		
Community Buildings Renewal	🔄	All projects completed as planned with one delayed. Hazmat Buildings Remedial works - delayed due to works requiring school to be vacant & scheduled for July school holidays.
Community Garden & Nursery	🔄	\$20,000 for amenities building which is currently under construction.
Temporary Employment of P/T Officer	✓	



A City of Prosperity

Creating urban centres which champion business, innovation and technology to stimulate economic growth and local jobs.

Goal One	Goal Two	Goal Three
Our Community and businesses across the city flourish and prosper in an environment of innovation progression and economic growth.	Our city is well-designed and planned to encourage new investment, local jobs and business opportunities.	Macquarie Park is recognised globally and locally as an innovative education and technology hub.

Financial Position

- Council resolved on 14 April 2015 to allocate \$1.3 million to public domain works in Rowe St.
- Council has also received \$657,000 in VPA contributions which were brought to account in Q3.
- Project Expenditure is below budget, this is largely due to a number of projects progressing under-budget, particularly the upgrades to Waterloo Road (see project update for details).








	Revised Budget 2014/15 (\$'000)	Proposed Changes 2014/15	Projected Budget 2014/15	Actual YTD 2014/15	Budget YTD 2014/15	% Variance
Base						
Income	(15)		(15)	(13)	(15)	-15.70%
Expenditure	1,244		1,244	1,159	1,244	-6.79%
Net	1,229		1,229	1,147	1,229	-6.68%
Non-Capital						
Income						
Expenditure	489	(16)	473	429	489	-12.21%
Net	489	(16)	473	429	489	-12.21%
Capital						
Income	(7,145)	(905)	(8,050)	(8,050)	(7,145)	12.67%
Expenditure	1,174	15	1,189	1,041	1,174	-11.33%
Net	(5,972)	(890)	(6,861)	(7,009)	(5,972)	17.38%
Reserve Movement	5,218	906	6,124	6,342	5,218	21.53%
Other Items						
Book Value of Assets						
Advances						
Loan Proceeds						
Loan Repayments						
Total Other Items						
Net Change In Working Capital	964		964	908	964	-5.81%

Progress against Projects

- Public Domain Upgrades in Waterloo Rd have been delivered with significant savings, costs associated with utilities in the area of the works were lower than anticipated and savings will be returned to the Macquarie Park Special Levy.
- A number of activities were delivered under the Economic Development Plan this year, including the Macquarie Park Prospectus, the Ryde Business Boot camp Program, and Small Business September. In addition the 2015-2019 Economic Development Plan has been adopted by Council and this will see these and other activities continue through the next four years.

Operational Plan Projects for 2014/2015

Key:  On track  Action required  Complete  Not started  Cancelled  Deferred

Program/projects	Status	Comment
Centres and Neighbourhood program		
Multi Function Poles in Macquarie Park		Project deferred by the Works and Community Committee at its meeting of 4 November 2014. The land owner has advised Council that they are seeking to develop the land; the multi-function poles can be delivered as part of that development should it proceed.
Public Domain Upgrade Lane Cove (east)		Project deferred by the Works and Community Committee at its meeting of 4 November 2014. The land owner has advised Council that they are seeking to develop the land; upgrades to the public domain can be delivered as part of that development should it proceed.
Public Domain Upgrade Waterloo Rd		Project completed. Remaining funds (\$134,000 returned to the Macquarie Park Special Levy).
Town Centre Upgrade Renewal		Rowe St East is a two year project. Contracts for the upgrade are currently being prepared with works to commence by Nov 2015. The project will be completed by 30 June 2016 and \$2m has been carried over for this purpose.
Land Use Planning program		
Macquarie Park Parking Study		The project is complete. The report and recommendation to go to Council 25 August 2015.
Transport Management Association		Connect Macquarie Park + North Ryde continues to work closely with Council on a number of matters including: Light Rail Symposium, car parking rates and pedestrian connections. Council has agreed to continue to fund the TMA in 2015-16 at \$200,000. This budget will be reduced in future years in line with increases in business membership.
Economic Development program		
Economic Development Plan Implementation		All projects and programs completed as per previous Economic Development Plan. The 2015-19 Economic Development Plan has been finalised and adopted by Council.

Program/projects	Status	Comment
Implementation-Macq Park Marketing Plan	✓	Continuing to promote Macquarie Park Prospectus. Continuing to meet and engage with Macquarie Park Marketing Group.



A City of Environmental Sensitivity

Working together as a community to protect and enhance our natural and built environments for the future.

Goal One	Goal Two	Goal Three
Our residents, businesses and visitors collaborate in the protection and enhancement of our natural environment.	To encourage and enable all our residents to live a more environmentally sensitive life.	As we grow, we protect and enhance the natural and built environments for future enjoyment and manage any impacts of climate change.

Financial Position

- The City of Environmental Sensitivity outcome had favourable year to date base budget expenditure of -14%.
- Capital expenditure had an actual spend of \$4,127,000 against an YTD budget of \$3,180,000 with major capital spend being the Stormwater Renewal Clusters (\$2,108,000). The \$4,127,000 capital expenditure includes \$2,677,000 of project expenditure along with \$1,450,000 re-acquisition of the SITA waste bins. The expenditure related to the re-acquisition of the bins will be offset by income of the same amount.
- Non capital expenditure for the outcome was under expended year to date by \$43,000 and had a variance of -10% against a projected budget of \$424,000










	Revised Budget 2014/15 (\$'000)	Proposed Changes 2014/15	Projected Budget 2014/15	Actual YTD 2014/15	Budget YTD 2014/15	% Variance
Base						
Income	(18,226)		(18,226)	(18,630)	(18,226)	2.22%
Expenditure	22,360		22,360	19,037	22,360	-14.86%
Net	4,134		4,134	406	4,134	-90.17%
Non-Capital						
Income				(6)		
Expenditure	485	(61)	424	381	485	-21.52%
Net	485	(61)	424	375	485	-22.78%
Capital						
Income	(110)	110		(1,451)	(110)	1218.83%
Expenditure	3,180	(221)	2,959	4,127	3,180	29.76%
Net	3,070	(111)	2,959	2,676	3,070	-12.84%
Reserve Movement	(4,498)	172	(4,325)	(1,261)	(4,498)	-71.97%
Other Items						
Book Value of Assets				(1,450)		
Advances						
Loan Proceeds						
Loan Repayments						
Total Other Items				(1,450)		
Net Change In Working Capital	3,191	(0)	3,191	746	3,191	-76.62%

Progress against Projects

- Both the Stormwater Renewal Clusters (total value of \$2,064,910) were successfully completed, which includes twenty three drainage sub projects.
- The scope for the Shrimptons Creek - termite infestation was increased to include Eco-sourcing and bush regeneration, which is due to completed at the start of Q3 of 2015/16.
- 8 of the 12 projects under the outcome were completed, four projects to be carried over.

Operational Plan Projects for 2014/2015

Key:  On track  Action required  Complete  Not started  Cancelled  Deferred

Program/projects	Status	Comment
Open Space, Sport & Recreation program		
Delineation of Natural Area		
Park & Open Space Tree Planting Program		
Protecting Biodiversity in Ryde		Ongoing project.
Shrimptons Creek - termite infestation		Project scope was reviewed due to unique nature of the project. Tree removal numbers reviewed after consultants input. Difficulty in getting access to site to remove trees due to wet weather and requiring access to sporting fields. Termite treatment best in warmer months.
Sportsground Subsidence Program		
Catchment program		
Stormwater Asset Replacement Renewal		
Stormwater Improvement Works Renewal		
Environmental program		
Lighting Upgrade - Council Facilities		
Waste and Recycling program		
Home Waste & Sustainability		



Program/projects	Status	Comment
No Littering - Eastwood	✓	
Porters Ck Protection Earthwrks&Reconfig	✓	
Waste - to - Art	↻	



A City of Connections

Access and connection to, from and within the City of Ryde. Providing safe, reliable and affordable public and private travel, transport and communication infrastructure.

Goal One	Goal Two	Goal Three
Our residents, visitors and workers are able to easily and safely travel on public transport to, from and within the City of Ryde.	Our community has the option to safely and conveniently drive, park, cycle or walk around their city.	Our residents, visitors, workers and businesses are able to communicate locally and globally.

Financial Position

- The City of Connections outcome base budget has a favourable year to date actual expenditure within 1.26% of year to date budget of \$8,857,000
- Capital Income has a favourable variance of 34.6% with the majority being developer income
- Capital Projects for the Outcome were on target with a YTD spend of \$7,524,000 against a Projected Budget of \$7,747,000 with the majority being from the completion of the Road Resurfacing and Road Kerb Renewal Programmes (YTD spend of \$4,420,000).











	Revised Budget 2014/15 (\$'000)	Proposed Changes 2014/15	Projected Budget 2014/15	Actual YTD 2014/15	Budget YTD 2014/15	% Variance
Base						
Income	(7,930)		(7,930)	(8,384)	(7,930)	5.73%
Expenditure	8,857		8,857	8,969	8,857	1.26%
Net	928		928	585	928	-37.00%
Non-Capital						
Income	(14)	14			(14)	-100.00%
Expenditure	217	(54)	163	169	217	-22.04%
Net	203	(40)	163	169	203	-16.66%
Capital						
Income	(16,038)	(4,584)	(20,623)	(21,592)	(16,038)	34.63%
Expenditure	8,207	(460)	7,747	7,524	8,207	-8.32%
Net	(7,832)	(5,044)	(12,876)	(14,068)	(7,832)	79.63%
Reserve Movement	11,381	5,084	16,466	16,537	11,381	45.30%
Other Items						
Book Value of Assets	(924)		(924)	(834)	(924)	-9.75%
Advances						
Loan Proceeds						
Loan Repayments						
Total Other Items	(924)		(924)	(834)	(924)	-9.75%
Net Change In Working Capital	3,757		3,757	2,389	3,757	-36.41%

Progress against Projects

- The Cycleway Expansion Program (\$358,000), which included two different sections of Blaxland Rd and minor traffic works related to the cycleway was completed within the allocated time and budget.
- The Road Resurfacing Program (\$3,095,827) was completed within budget, which included 23 different road locations.
- The Footpath Construction Renewal Program with a budget of \$500,000 has been completed, with approximately 174 locations of small sections of footpaths that are in poor condition replaced.
- 12 of the 18 projects under the outcome were completed, which leaves five projects carried over and scheduled to be completed in the next financial year.

Operational Plan Projects for 2014/2015

Key:  On track  Action required  Complete  Not started  Cancelled  Deferred

Program/projects	Status	Comment
Roads Program		
Bridge Upgrade / Renewal		Program is ongoing, with the completion of the Glen St bridge and flood investigation and design for Cressy Rd in 14/15. Tender and installation of the bridge structure and abutments occurring in 2015/16.
Heavy Patching		
Road Kerb Renewal		
Road Resurfacing Renewal		
Centres and Neighbourhood program		
Ped Acces & Mobility Plan - Macq Park		
Paths and Cycleways program		
Bus Stop DDA compliance		
Cycleways Construction - Expansion		
Footpath Construction Expansion		
Footpath construction Julius Ave		
Footpath construction Plassey Rd		Finalisation of design for works waiting for formal NPWS approval as works will impact on the adjacent National Park. The project is programmed to be completed in Q2 of 2015/16.

Program/projects	Status	Comment
Footpath Construction Renewal	✓	
Traffic & Transport program		
Bus Shelters - new	✓	Herring Road & Blaxland Road shelters installed.
Bus Stop Seats - new	✓	
Top Ryder Community Bus Service	✓	Annual service completed and over 41,000 passengers transported in 2014/15. Customer survey also conducted in March/April 2015 which found 98% of customers were satisfied with service. Minor exceedance in budget was due to increased community engagement costs associated with keeping community abreast of changes.
Traffic Calming Devices	✓	
Traffic Facilities Khartoum and Waterloo	↻	This is a multi-year project, currently programmed over two financial years, design subject to RMS approval.
Traffic Facilities Renewal	✓	
Car Park Renewal	✓	Contract for major repairs at Glen St carried through from 13/14. Maintenance elements have been included in the project, with additional costs offset from savings in the Road Kerb program.
Foreshore program		
Seawalls/Retaining Walls Refurbishment	↻	Meadowbank site project continuing into 2015/16, delayed due to OEH and gas pipeline approvals.



A City of Harmony & Culture

A welcoming and diverse community, celebrating our similarities and differences, in a vibrant city of culture and learning.

Goal One	Goal Two	Goal Three
Our residents are proud of their diverse community, celebrating their similarities and differences.	People living in and visiting our city have access to an inclusive and diverse range of vibrant community and cultural places and spaces.	Our community is able to learn and grow through a wealth of art, culture and lifelong learning opportunities.

Financial Position

- Base Budget income was \$1,102,000 and expenditure was \$4,879,000
- Non-Capital Projects expenditure was \$100,000 and Capital Projects expenditure was \$423,000

	Revised Budget 2014/15 (\$'000)	Proposed Changes 2014/15	Projected Budget 2014/15	Actual YTD 2014/15	Budget YTD 2014/15	% Variance
Base						
Income	(1,060)		(1,060)	(1,102)	(1,060)	3.95%
Expenditure	4,983		4,983	4,879	4,983	-2.08%
Net	3,922		3,922	3,777	3,922	-3.71%
Non-Capital						
Income	(0)	(28)	(28)	(36)	(0)	91092.46%
Expenditure	102	(6)	96	100	102	-1.85%
Net	102	(34)	68	65	102	-36.63%
Capital						
Income						
Expenditure	425	(2)	423	423	425	-0.45%
Net	425	(2)	423	423	425	-0.45%
Reserve Movement	(64)	36	(29)	(27)	(64)	-57.81%
Other Items						
Book Value of Assets						
Advances						
Loan Proceeds						
Loan Repayments						
Total Other Items						
Net Change In Working Capital	4,385	(0)	4,385	4,238	4,385	-3.36%





Progress against Projects

Highlights for the quarter include:

- Hungry for Art event was held with 1,200 people in attendance
- Anzac Day Service had an attendance of 100 people and Volunteer Awards had an attendance of 250 people
- Volunteers are now working with the library service. The trial is showing success and is likely to expand
- The on-line library continues to flourish with 80,652 electronic items borrowed this year
- Demand for technology (Wi-Fi and public access PCs) is strong with 294,865 Wi-Fi____33 logins at all libraries

Operational Plan Projects for 2014/2015

Key:  On track  Action required  Complete  Not started  Cancelled  Deferred

Program/projects	Status	Comment
Library program		
Library Books		
Community and Cultural program		
Hungry for Art		
Ryde Remembers - ANZAC		Project carried over due to delay in receiving grant funding.
Ryde Youth Theatre Group		Business plan to be completed with carryover funds and the next step of the project will be reported in Q2 2015/16.

A City of Progressive Leadership

A well led and managed city, supported by ethical organisations which deliver projects and services to the community by listening, advocating and responding to their needs.

Goal One	Goal Two	Goal Three
Our city is well led and managed.	The City of Ryde will deliver value for money services for our community and our customers.	Our residents trust their council, feel well informed, heard, valued and involved in the future of their city.

Financial Position

- Base Budget proposes a net reduction of \$16,000 which is a carryover for consultant's fees for the community engagement portal attached to the new website.
- Non-Capital Budget has a net reduction of \$338,000 in this review, noting that this is all attributed to carryover amounts for the following projects so they can be completed in 2015/16: Fit for the Future (\$111,846), Procurement Framework Review (\$29,500), TechOne Enhancements Project (\$86,504), EDA project (\$129,616) Outdoor Advertising Development (\$4,905), Website Content Management System (\$22,426) and GPIMS System Development (\$40,038).
- Capital Budget has a net reduction in this review of \$1,248,000, noting that this is an adjustment for actual expenditure on the Civic Centre works. Funds were not carried over as Council has a standing \$1 million budget allocation for each year. The details are a reduction in the scope for the Civic Centre Essential Renewal project (\$966,000) and to bring the budget for 2014/15 in line with the expenditure. Also included in this is a carryover (\$185,652) for the Commercial Buildings renewal project for works to be complete in 2015/16 due to delays caused by wet weather.

	Revised Budget 2014/15 (\$'000)	Proposed Changes 2014/15	Projected Budget 2014/15	Actual YTD 2014/15	Budget YTD 2014/15	% Variance
Base						
Income	(60,632)		(60,632)	(69,269)	(60,632)	14.24%
Expenditure	24,299	(16)	24,283	21,326	24,299	-12.24%
Net	(36,333)	(16)	(36,349)	(47,943)	(36,333)	31.95%
Non-Capital						
Income				(137)		
Expenditure	1,175	(338)	837	920	1,175	-21.72%
Net	1,175	(338)	837	784	1,175	-33.34%
Capital						
Income				(152)		
Expenditure	6,930	(1,248)	5,682	5,304	6,930	-23.47%
Net	6,930	(1,248)	5,682	5,151	6,930	-25.67%
Reserve Movement	3,820	1,602	5,422	6,643	3,820	73.91%
Other Items						
Book Value of Assets	(925)		(925)	(940)	(925)	1.65%
Advances						
Loan Proceeds	(100)		(100)		(100)	-100.00%
Loan Repayments	556		556	523	556	-5.95%
Total Other Items	(469)		(469)	(417)	(469)	-11.02%
Net Change In Working Capital	(24,876)		(24,876)	(35,782)	(24,876)	43.84%










Progress against Projects

Highlights for this quarter include:

- Council was formally notified by IPART on Monday 19 May 2015 that it had been approved for a Special Rate Variation (SRV). This was then included in the 2015–2019 Delivery Plan and reported to Council on Tuesday 23 June 2015 following the public exhibition of the 2015–2019 Delivery Plan.
- Council, having previously endorsed the exploration of an alternative model for its ‘Fit for the Future’ submission, has collaborated with Hunter’s Hill and Lane Cove Councils to develop a proposal for a Joint Regional Authority (JRA) between the three Councils. The proposed JRA addresses the NSW Government’s Fit for Future criteria and has been submitted as “a superior alternative” to amalgamation. The submission was submitted to IPART on 30 June 2015. On 21 July the City of Ryde, Hunter’s Hill and Lane Cove Councils celebrated the culmination of a collaborative process between the three Councils, through the official signing of their Joint Regional Authority (JRA), Memorandum of Understanding. Also, on the 7 July 2015, the City of Ryde, on behalf of Hunter’s Hill and Lane Cove Councils, lodged its joint submission to the Local Government in NSW Parliamentary Inquiry.
- The City of Ryde for the fifth consecutive year has achieved a Gold Award at the 2015 Australasian Reporting Awards (ARA). This Year City of Ryde was also a finalist in the Work Health and Safety Reporting Special Award. The Awards are run by the ARA, an independent not-for-profit organisation supported by volunteer professionals from the business community and professional bodies concerned about the quality of financial and business reporting.
- Schedule of works for the Civic Centre has been established and works began in Q4 that included assessment and plan to replace ceiling tiles, upgrade of electrical power boards, and the replacement of LED lights, maintenance to lifts and investigation work to confirm reasons for water penetration into the Civic Centre building. As the majority of works will be undertaken in the 2015/16 year, the allocation for 2014/15 has been adjusted down and not carried over, as Council has a \$1 million budget in each year of the next four years.

Operational Plan Projects for 2014/2015

Key:  On track  Action required  Complete  Not started  Cancelled  Deferred

Program/projects	Status	Comment
Property Portfolio program		
Civic Centre Refurbishment		Schedule of works established.
Commercial Buildings Renewal		Construction underway. Some delays experienced due to wet weather.
Corporate Buildings Renewals		
Operational Buildings Renewal		Minor works completed.
Outdoor Advertising Development		Councillor workshop completed in June 2015. Council report due in August 2015.
Customer and Community Relations program		
eBusiness - Smart Forms		Project approved to be cancelled in the December quarterly review.
Lets Talk Community Engagement		The engagement with the community was mainly focused on Council's Special Rate Variation and followed by the community engagement undertaken in preparing Council's response to the State Government's Fit for the Future program.
Risk Management program		
Corruption Prevention System		Project cancelled by the Risk and Audit Committee in March 2015.
Electronic Incident Reporting - WH&S		Rollout to Operations and Libraries in progress (nearing completion). Has identified some technical issues which the software provider is addressing. Training is being provided to the rest of the organisation over July/August 2015.

Program/projects	Status	Comment
Internal Corporate Services program		
Information Technology Renewals	✓	e-Business process mapping gap, signature and payment requirements identified. Led by Finance, payment portal/gateway RFT prepared. With the Council Information Management Maturity uplifted via the annual self-assessment, this stream of work has also completed the data dictionary for Asset and Customer data, NAR + S149 data quality improvement plans are in place, and geospatial information is now being used to display work request data with Ryde Map integrated with TechOne Works and Assets module. IT Security program was delivered as planned which included the successful annual IT disaster recovery exercise and the replacement of the majority of the Uninterruptable Power Supply (UPS) devices of the data centre. All PC replacements completed as well as mobility device bulk-buy requirements were met for the financial year.
Plant & Fleet Purchases	✓	
TechOne Enhancements	↻	<p>There have been some ongoing delays, due to vendor availability. The following has been completed:</p> <ol style="list-style-type: none"> 1. Debt management - reminder notices, final notices, letters of intention, statements have been automated across most debtor categories. This includes the emailing of notices to those with email addresses. 2. Debt Recovery. A new product has been installed, and configuration completed early 2015/2016, that will track arrangements to pay, and legal action. 3. Contracts. This has been completed, is in Production, and is being rolled out across Council in a staged approach, Service Unit by Service Unit. Panel Contracts will also be tracked. 4. Billing has been configured, but will be rolled out during 2015/2016. As an interim measure we are now importing debtor invoice requests through a template. 5. EasyLink, a single click attachment opening for invoices was installed, and all 8,500 prior invoices were updated to this new method. <p>The balance of this project is due to wind up in 2015/2016, and this will be finished using in-house resources.</p>



1. Open Space, Sport & Recreation program

Developing, delivering, maintaining and managing all our sports, recreation, outdoor, open spaces and natural areas infrastructure, services and facilities.

Key: ✔ On track ✘ Action required ✓ Complete ⊖ Not started ⊗ Cancelled ▶▶ Deferred

1.1. PERFORMANCE INDICATORS

Measure	2014/2015 Target	YTD Progress	Status	Comment
% of project milestones met on time	90%	97%	✓	89 of 92 milestones completed on time.
No. of visitors to RALC	>= 690,000	728,481	✓	Q4 = 152,450
% compliance with pool water bacteriological criteria	= 100%	100	✓	
No. of user visits participating in organised sport on Council's active open space areas	>=500,000	523,500	✓	Q4 = 151,000

1.2. BASE BUDGET

	YTD Budget \$	YTD Actual \$	Comment
Income	- 6,744,000	- 6,370,000	
Expense	13,555,000	12,249,000	
Total Base Budget	6,811,000	5,879,000	

1.3. PROJECTS

Approved Projects	2014/2015 Budget \$	YTD Actual \$	Status	Comment
Sportsfield Renewal & Upgrade	504,405	475,941	🔄	Community Consultation ongoing for Tennyson Park Dinghy Racks - Council Report August. ELS Hall Park Baseball Facilities - Works to commence in Q1 2015/16.
RALC Asset Renewal	188,000	148,924	✓	All projects completed as scheduled and under budget. Wave pool duct work replacement completed this quarter.
Sportsground Amenities Renewal & Upgrade	1,002,584	975,728	✓	
Playground Construction - Renewal	250,600	181,761	✓	All works now completed in Q1 2015/16. Girraween Park and Carrara Reserve.
Sportsground Subsidence Program	250,000	250,932	✓	
Active in Ryde Program Implementation	21,681	20,684	✓	
Protecting Biodiversity in Ryde	65,000	24,290	🔄	Ongoing project.
Plan for sustainable management of sport	25,000	19,708	🔄	Procurement of contractors in progress.
Street Tree Planting Program	119,617	113,487	✓	
Park & Open Space Tree Planting Program	37,489	34,568	✓	
Delineation of Natural Area	12,500	9,190	✓	
ELS Hall Park #1 - Synthetic Surface	330,000	220,299	🔄	Procurement of contractors in progress.
Shrimptons Creek - termite infestation	80,000	24,846	🔄	Project scope was reviewed due to unique nature of the project. Tree removal numbers reviewed after consultants input. Difficulty in getting access to site to remove trees due to wet



Approved Projects	2014/2015 Budget \$	YTD Actual \$	Status	Comment
				weather and requiring access to sporting fields. Termite treatment best in warmer months.
Implementation of Children Play Plan -P2	352,500	226,464	🔄	Loan approved in 2014/15. Project to commence in 2015/16 - Melrose Park, Dunbar Park, Elouera Reserve and Banjo Patterson Park.

New Projects	2014/2015 Budget \$	YTD Actual \$	Status	Comment
Restoring Blue Gum High in Darvall Park	22,000	25,755	🔄	
Restoring Blue Gum High in Denistone Pk	14,000	17,000	🔄	
Refurbishment Banjo Paterson Park Wharf	200,000	197,693	✓	
Starting Blocks - Competition Pool	35,000	33,733	✓	
Minor Capex Works – Parks	78,000	48,819	✓	
Smalls Rd Park Establishment	31,000	29,912	✓	

Carryover Projects	2014/2015 Budget \$	YTD Actual \$	Status	Comment
Sportsfield Floodlighting	12,824	15,130	🔄	Ryde Park RFQ in progress.
Sportsfield Floodlighting Expansion	116,667	108,165	🔄	Awaiting Council assessment - Morrison Bay Park.

Carryover Projects	2014/2015 Budget \$	YTD Actual \$	Status	Comment
Sportsground Amenities Upgrades Expansion	92,054	31,443	🔄	Santa Rosa Park - construction ongoing.
Feasibility study on synthetic fields	6,461	6,677	✓	
Implementation of Children Play Plan	1,242,060	1,170,285	🔄	Lions Park now complete.
Ryde Parramatta River Walk (POT p.43/57)	1,839,500	1,776,964	✓	
Surf Attraction	490,762	376,693	✓	



2. Roads Program

Managing and maintaining our roads, bridges and retaining walls.

Key: ✔ On track ✘ Action required ✓ Complete ⊖ Not started ⊘ Cancelled ▶ Deferred

2.1. PERFORMANCE INDICATORS

Measure	2014/2015 Target	YTD Progress	Status	Comment
% of project milestones met on time	90%	93%	✓	41 of 44 milestones completed on time.
% of road pavement network that is condition 4 or better	Baseline Year	93%	✓	

2.2. BASE BUDGET

	YTD Budget \$	YTD Actual \$	Comment
Income	-2,475,000	-2,060,000	
Expense	2,487,000	2,822,000	
Total Base Budget	12,000	762,000	

2.3. PROJECTS

Approved Projects	2014/2015 Budget \$	YTD Actual \$	Status	Comment
Road Resurfacing Renewal	3,095,827	2,838,645	✓	
Road Kerb Renewal	1,468,680	1,471,324	✓	

Approved Projects	2014/2015 Budget \$	YTD Actual \$	Status	Comment
Bridge Upgrade / Renewal	138,622	119,679	🔄	Program is ongoing, with the completion of the Glen St bridge and flood investigation and design for Cressy Rd in 2014/15. Tender and installation of the bridge structure and abutments occurring in 2015/16.
Heavy Patching	250,000	254,248	✓	



3. Property Portfolio program

Developing, managing and maintaining our portfolio of corporate, commercial and civic properties.

Key: ✔ On track ✘ Action required ✓ Complete ⊖ Not started ⊗ Cancelled ▶ Deferred

3.1. PERFORMANCE INDICATORS

Measure	2014/2015 Target	YTD Progress	Status	Comment
% of project milestones met on time	90%	100%	✓	6 of 6 milestones completed on time.
Rental Return from the combined Property Investment Portfolio expressed as a percentage of the market or indicative value of the combined Property Investment Portfolio	>= 0.65%	3.2%	✓	

3.2. BASE BUDGET

	YTD Budget \$	YTD Actual \$	Comment
Income	-2,238,000	-2,117,000	
Expense	3,111,000	2,972,000	
Total Base Budget	873,000	855,000	

3.3. PROJECTS

Approved Projects	2014/2015 Budget \$	YTD Actual \$	Status	Comment
Corporate Buildings Renewals	40,000	6,000	✓	

Approved Projects	2014/2015 Budget \$	YTD Actual \$	Status	Comment
Commercial Buildings Renewal	839,552	653,900	🔄	Construction underway. Some delays experienced due to wet weather.
Operational Buildings Renewal	50,000	36,390	✓	Minor works completed.
Outdoor Advertising Development	80,000	75,095	🔄	Councillor workshop completed in June 2015. Council report in August 2015.
Civic Centre Refurbishment	1,000,000	-124,822	🔄	Schedule of works established. In 2014/15 \$28,673 actual expenditure and a write back of Project Management fee of \$153,000 previously charged for the original works planned that did not progress.

New Projects	2014/2015 Budget \$	YTD Actual \$	Status	Comment
Purchase of 39 Church St (Battery World)	1,150,000	1,150,000	✓	
Development of 741-747 Victoria Road (Battery World)	100,000	17,106	🔄	Community consultations commenced.
Development of 33-35 Blaxland Road, Ryde (Argyle Centre)	100,000	23,709	🔄	Community consultations commenced.

Carryover Projects	2014/2015 Budget \$	YTD Actual \$	Status	Comment
West Ryde Community Facility - Project Management	7,738	51,847	🔄	Project complete, funds allocated for post implementation works.

4. Catchment program

Managing, monitoring and maintaining water quality and reuse, our stormwater and natural waterways.

Key: ✔ On track ✘ Action required ✓ Complete ⊖ Not started ⊘ Cancelled ▶ Deferred

4.1. PERFORMANCE INDICATORS

Measure	2014/2015 Target	YTD Progress	Status	Comment
% of project milestones met on time	90%	95%	✓	37 of 39 milestones completed on time.
% of stormwater assets that are condition 4 or better	Baseline Year	90%	✓	

4.2. BASE BUDGET

	YTD Budget \$	YTD Actual \$	Comment
Income	-27,000	-64,000	
Expense	2,053,000	1,663,000	
Total Base Budget	2,026,000	1,599,000	

4.3. PROJECTS

Approved Projects	2014/2015 Budget \$	YTD Actual \$	Status	Comment
Stormwater Asset Replacement Renewal	864,910	891,587	✓	



Approved Projects	2014/2015 Budget \$	YTD Actual \$	Status	Comment
Stormwater Improvement Works Renewal	1,285,000	967,386	✓	

New Projects	2014/2015 Budget \$	YTD Actual \$	Status	Comment
Archers Creek Litter Reduction Project	259,262	230,899	↻	
Water Quality & Riparian Improvements	220,000	0	⊖	

Carryover Projects	2014/2015 Budget \$	YTD Actual \$	Status	Comment
Shrimptons Creek Stormwater Work Stage 2	91,103	141,317	✓	




5. Centres and Neighbourhood program

Developing, delivering, maintaining and managing all our public domain infrastructure, facilities and place management.

Key:  On track  Action required  Complete  Not started  Cancelled  Deferred



5.1. PERFORMANCE INDICATORS

Measure	2014/2015 Target	YTD Progress	Status	Comment
% of project milestones met on time	90%	92%		22 of 24 milestones completed on time.

5.2. BASE BUDGET

	YTD Budget \$	YTD Actual \$	Comment
Income	-401,000	-368,000	
Expense	3,792,000	3,531,000	
Total Base Budget	3,391,000	3,163,000	

5.3. PROJECTS

Approved Projects	2014/2015 Budget \$	YTD Actual \$	Status	Comment
Neighbourhood Centre Renewal	450,000	443,339		Quarry Road is near completion – final furniture installation will complete the works. Sager Place works are progressing and are to be completed in the first quarter. \$50,000 has been carried over for this purpose.
Town Centre Upgrade Renewal	499,000	533,530		Rowe St East is a two year project. Contracts for the upgrade are currently being prepared with works to commence by Nov 2015. The project will be completed by 30 June 2016 and \$2m

Approved Projects	2014/2015 Budget \$	YTD Actual \$	Status	Comment
				has been carried over for this purpose.
Multi Function Poles in Macquarie Park	0	0	▶▶	Project deferred by the Works and Community Committee at its meeting of 4 November 2014. The land owner has advised Council that they are seeking to develop the land; the multi-function poles can be delivered as part of that development should it proceed.
Public Domain Upgrade Lane Cove (east)	0	0	▶▶	Project deferred by the Works and Community Committee at its meeting of 4 November 2014. The land owner has advised Council that they are seeking to develop the land; upgrades to the public domain can be delivered as part of that development should it proceed.
Public Domain Upgrade Waterloo Rd	399,587	251,523	✓	Project completed. Remaining funds (\$134,000 returned to the Macquarie Park Special Levy).
Ped Acces & Mobility Plan - Macq Park	100,000	99,000	✓	

New Projects	2014/2015 Budget \$	YTD Actual \$	Status	Comment
Footpath Upgrade Delhi Rd	275,000	255,614	↻	\$550,000 was carried over. Contractor has been appointed and the project will be completed in Q1 2015/16.

Carryover Projects	2014/2015 Budget \$	YTD Actual \$	Status	Comment
Elouera Reserve Upgrade	208,166	202,759	✓	



Carryover Projects	2014/2015 Budget \$	YTD Actual \$	Status	Comment
Eastwood Master Plan Review	0	0	✓	Council resolution 22 July 2014 that no further action be taken on the master plan and that public domain plan component guide public domain works.



6. Library program

Delivering all our library services.

Key: ✔ On track ✘ Action required ✓ Complete ⊖ Not started ⊘ Cancelled ▶▶ Deferred

6.1. PERFORMANCE INDICATORS

Measure	2014/2015 Target	YTD Progress	Status	Comment
% of project milestones met on time	90%	100%	✔	28 of 28 milestones completed on time.
No. of library loans per capita (combined Ryde/Hunters Hill population is utilised)	>= 8.1	8.3	✔	Q4: 2.1 Good result that indicates community interest in reading.
No. of visits to the library annually	>= 950,000	975,506	✔	Q4: 239,770. Target met, with visit numbers steady despite a State decline in visits of 2.4% in the previous year. Visits to our libraries are now exceeding loans, an indication that our community values the library spaces provided as well as the range of services, activities and collections.
% Customers satisfaction of Library users satisfied with quality of service	>= 0%	NA	-	Survey has recently taken place with results expected next quarter.

6.2. BASE BUDGET

	YTD Budget \$	YTD Actual \$	Comment
Income	-945,000	-959,000	
Expense	4,870,000	4,733,000	
Total Base Budget	3,925,000	3,774,000	

6.3. PROJECTS

Approved Projects	2014/2015 Budget \$	YTD Actual \$	Status	Comment
Community Buildings Renewals - Libraries	106,000	95,028	✓	(1) CCTV projects at Eastwood and Gladesville Libraries (2) Air-conditioning at Ryde and Eastwood Libraries.
Library Books	425,000	423,074	✓	
Digital enhancement for Libraries	51,775	42,660	✓	A new digital screen has been installed at Ryde Library providing a very modern and innovative way to inspire our community.

Carryover Projects	2014/2015 Budget \$	YTD Actual \$	Status	Comment
Renewal of Public PCs at Libraries	70,000	58,182	✓	Project completed in Q3.



7. Governance and Civic program

Supporting our mayor and councillors; through council process and civic events; and providing guidance on governance to support other areas of council.

Key: 🔄 On track ✖ Action required ✓ Complete ⊖ Not started ⊗ Cancelled ▶ Deferred

7.1. PERFORMANCE INDICATORS

Measure	2014/2015 Target	YTD Progress	Status	Comment
% of project milestones met on time	90%	NA	-	
Number of known breaches of statutory/council policy requirements	<= 0	0	✓	
% of Councillor requests responded to within agreed service standard	>= 90%	85%	🔄	Councillor requests remain relatively steady for this quarter. Achieving this KPI is dependant on timely responses being recieved from the organisation.
% of Councillor satisfaction with the quality of responses provided by the helpdesk	>= 80%	75%	🔄	This is an organisation wide KPI and reflects a minor drop in the level of Councillor satisfaction with the quality of responses provided to Councillors via the Helpdesk.

7.2. BASE BUDGET





	YTD Budget \$	YTD Actual \$	Comment
Income	-10,000	-3,000	
Expense	3,574,000	3,318,000	
Total Base Budget	3,564,000	3,315,000	

8. Customer and Community Relations program

Engaging with our community, all media and community relations, branding and marketing our city and developing and managing all our customer services.

Key:  On track  Action required  Complete  Not started  Cancelled  Deferred

8.1. PERFORMANCE INDICATORS

Measure	2014/2015 Target	YTD Progress	Status	Comment
% of project milestones met on time	90%	100%		10 of 10 milestones completed on time.
% of Calls to the Customer Call Centre Resolved at the first point of contact	>= 85%	80%		This result is down slightly due to new staff being trained.
% customer satisfaction with the service provided by the Customer Service Centre	>= 80%	90%		
% customer satisfaction with the service provided by the Ryde Planning and Business Centre	>= 80%	91%		

8.2. BASE BUDGET

	YTD Budget \$	YTD Actual \$	Comment
Income	-14,000	-14,000	
Expense	3,106,000	2,814,000	
Total Base Budget	3,092,000	2,800,000	

8.3. PROJECTS



Approved Projects	2014/2015 Budget \$	YTD Actual \$	Status	Comment
eBusiness - Smart Forms	0	0	⊘	Project approved to be cancelled in the December quarterly review.
Lets Talk Community Engagement	61,000	61,881	↻	The engagement with the community was mainly focused on Council's Special Rate Variation and followed by the community engagement undertaken in preparing Council's response to the State Government's Fit for the Future program.

Carryover Projects	2014/2015 Budget \$	YTD Actual \$	Status	Comment
Web Content Management System	152,196	129,770	↻	
Market Segmentation Study (City View Review/Communications Plan)	31,006	253	↻	
Community Council Meetings	32,582	26,571	✓	

9. Community and Cultural program

Managing all community services, community development, community buildings and events and driving cultural development.

Key: 🟢 On track ✖ Action required ✔ Complete ⊖ Not started ⓧ Cancelled ▶ Deferred

9.1. PERFORMANCE INDICATORS

Measure	2014/2015 Target	YTD Progress	Status	Comment
% of project milestones met on time	90%	89%	🟢	8 of 9 milestones completed on time.
No. of new clients using the home modification service	Baseline Year	260	✔	Q4 = 61
No. of home modification jobs completed	550	578	✔	Q4 = 164
% Customer satisfaction with City of Ryde's home modification and maintenance service	90%	NA	-	Data still to be collected.
No. of children immunised	>= 1600	1321	✖	Q4 = 316. Annual KPI not achieved. Attendance numbers cannot be controlled by Council. Other factors could include increased use of GPs for immunisation.
% Customer satisfaction with City of Ryde's immunisation service	90%	NA	-	Data still to be collected.
No. of people attending key events and programs conducted by CoR	>= 100000	120,830	✔	Conducted Hungry for Art at new time of year and was well received with short lead in time. Overall events program is well supported with attendance at events including Anzac Service and Volunteer Awards. Q4 events: 3 x Citizenship Ceremonies - 900; Anzac Service - 100; Volunteer Awards - 250; Hungry for Art - 1200; Womens Art Prize - 500; Total for Quarter 4 = 2950.
% capacity of leased halls booked (capacity based on 8 hour	>= 60%	72%	✔	High results with annual occupancy tracking at over 71%, this is



Measure	2014/2015 Target	YTD Progress	Status	Comment
booking per day)				reflected in continual increase in bookings.
% customer satisfaction index for halls and meeting room hire service	>= 80%	NA	-	No customer satisfaction surveys conducted in Q3 and Q4 due to staff vacancy.
% capacity of meeting rooms booked (capacity based on 8 hour booking per day)	>= 45%	52%	✓	Exceeded KPI due to increasing demand for meeting space.
% customers satisfied with road safety programs and workshops	80%	95%	✓	The Road Safety program is extremely well received in the community: 100% of people surveyed for the Child Restraints were satisfied; 94% of people surveyed for Learner Driver Course were satisfied; 91% of people surveyed for Senior Drivers were satisfied.
% of community leased buildings that are condition level 4 or better	Baseline year	NA	-	Data still to be collected.

9.2. BASE BUDGET

	YTD Budget \$	YTD Actual \$	Comment
Income	-1,683,000	-1,776,000	
Expense	3,861,000	3,562,000	
Total Base Budget	2,178,000	1,786,000	

9.3. PROJECTS

Approved Projects	2014/2015 Budget \$	YTD Actual \$	Status	Comment
Community Buildings Renewal	187,422	200,750	🔄	Hazmat Buildings Remedial works delayed due to works requiring school to be vacant & scheduled for July school holidays.
Ryde Youth Theatre Group	74,419	68,234	🔄	Business plan to be completed with carryover funds and the next step of the project will be reported in Q2 2015/16.
Community Garden & Nursery	39,194	16,367	🔄	\$20,000 for amenities building which is currently under construction.
Temporary Employment of P/T Officer	84,870	45,938	✓	
Ryde Remembers - ANZAC	7,759	8,113	🔄	Project carried over due to delay in receiving grant funding
Hungry for Art	20,000	23,953	✓	

New Projects	2014/2015 Budget \$	YTD Actual \$	Status	Comment
Community Drug Action Team	3,100	3,100	✓	




10. Risk Management program

Managing all legal services, procurement and internal auditing, assessing and managing business continuity, risk and disaster management.

Key:  On track  Action required  Complete  Not started  Cancelled  Deferred



10.1. PERFORMANCE INDICATORS

Measure	2014/2015 Target	YTD Progress	Status	Comment
% of project milestones met on time	90%	100%		8 of 8 milestones completed on time

10.2. BASE BUDGET

	YTD Budget \$	YTD Actual \$	Comment
Income	-168,000	-366,000	
Expense	2,891,000	2,321,000	
Total Base Budget	2,723,000	1,955,000	

10.3. PROJECTS

Approved Projects	2014/2015 Budget \$	YTD Actual \$	Status	Comment
Corruption Prevention System	20,000	0		Project cancelled by the Risk and Audit Committee in March 2015.
Electronic Incident Reporting - WH&S	20,000	8,748		Rollout to Operations and Libraries in progress (nearing completion). Has identified some technical issues which the software provider is addressing. Training is being provided to the rest of the organisation over July/August 2015.



New Projects	2014/2015 Budget \$	YTD Actual \$	Status	Comment
Procurement Framework Review (Outcomes of EY Review)	50,000	20,250	🔄	

Carryover Projects	2014/2015 Budget \$	YTD Actual \$	Status	Comment
Internal Audit Quality Assessment	13,000	0	🚫	Project cancelled. May be reinstated in 2015/16 as discussed with Risk and Audit Committee.





11. Paths and Cycleways program

Developing, managing and maintaining our footpaths and cycleways.

Key:  On track  Action required  Complete  Not started  Cancelled  Deferred



11.1. PERFORMANCE INDICATORS

Measure	2014/2015 Target	YTD Progress	Status	Comment
% of project milestones met on time	90%	88%		29 of 33 milestones completed on time
% of paths and cycleways that are condition 4 or better	Baseline Year	99.3%		

11.2. BASE BUDGET

	YTD Budget \$	YTD Actual \$	Comment
Income	-138,000	-254,000	
Expense	1,632,000	1,517,000	
Total Base Budget	1,494,000	1,263,000	

11.3. PROJECTS

Approved Projects	2014/2015 Budget \$	YTD Actual \$	Status	Comment
Footpath Construction Renewal	500,000	546,638		
Cycleways Construction - Expansion	358,000	328,801		



Approved Projects	2014/2015 Budget \$	YTD Actual \$	Status	Comment
Footpath Construction Expansion	470,000	295,561	✓	Collins Street & Trevitt Road deferred and included in 2015/16 as reported to Works Committee.
Bus Stop DDA compliance	87,420	95,078	✓	Extra costs for traffic control & night work on State roads.
Footpath construction Plassey Rd	100,000	73,945	↻	Finalisation of design for works waiting for formal NPWS approval as works will impact on the adjacent National Park. The project is programmed to be completed in Q2 of 2015/16.
Footpath construction Julius Ave	225,000	169,626	✓	



12. Environmental program

Monitoring and managing our environmental performance, developing environmental policy and making our community aware of environmental impact.

Key: 🟢 On track ✖ Action required ✔ Complete ⊖ Not started ⊗ Cancelled ▶ Deferred

12.1. PERFORMANCE INDICATORS

Measure	2014/2015 Target	YTD Progress	Status	Comment
% of project milestones met on time	90%	100%	🟢	4 of 4 milestones completed on time.
Equivalent Tonnes (et) CO2 saved across organisation from mitigation actions implemented across the year	>= 400 T	911	✔	
% external customers satisfied with the environmental education service	Baseline Year	NA	-	Data still to be collected.
% increase in energy consumption for all of Council facilities measured against 2003/04 baseline year	<5%	0.1%	✔	A commendable result given the growth in energy consuming facilities and services that has occurred since the base year and despite this growth energy consumption across the organisation is almost the same as the usage in the baseline year.
% reduction in Council water consumption across all facilities below 2003/04 base year	>15%	4.4%	✖	Increased irrigation of sporting fields, a number of new Council facilities and increased demands on Council facilities by local community over the years as well as water lost from leaks from an ageing infrastructure since the base line year has unavoidably driven up annual water consumption usage. Despite this growth, water usage is still 4.4% less than the water used in 2003/04 which is a very good result. In future years, the target will need to change to a water kL used per m2 of facility type to better reflect efficiency gains and organisational growth that is happening.
State of Environment Report as part of Annual Report completed	1	1	✔	There is no longer a legislative requirement for Councils to



Measure	2014/2015 Target	YTD Progress	Status	Comment
and compliant with legislation				prepare individual State of the Environment report each year, however, data on environmental indicators and other information relevant to Ryde, including a range of case studies detailing our achievements, can be found in our 2013/14 Annual Report, under our City of Environmental Sensitivity Outcome. As in the past, Council continues to engage and collaborate with NSROC to ensure the next comprehensive State of the Environment Report, when required, is a regional report.

12.2. BASE BUDGET

	YTD Budget \$	YTD Actual \$	Comment
Income	-10,000	-8,000	
Expense	496,000	368,000	
Total Base Budget	486,000	360,000	

12.3. PROJECTS

Approved Projects	2014/2015 Budget \$	YTD Actual \$	Status	Comment
Lighting Upgrade - Council Facilities	82,000	78,653	🔄	



13. Strategic City program

Providing strategic direction and planning; and managing the reporting of our corporate performance.

Key: 🟢 On track ✖ Action required ✔ Complete ⊖ Not started ⊗ Cancelled ▶ Deferred

13.1. PERFORMANCE INDICATORS

Measure	2014/2015 Target	YTD Progress	Status	Comment
% of project milestones met on time	90%	NA	-	

13.2. BASE BUDGET

	YTD Budget \$	YTD Actual \$	Comment
Income		-5,000	
Expense	163,000	135,000	
Total Base Budget	163,000	130,000	



14. Land Use Planning program

Planning, delivering and managing our land and urban design and enhancing and informing on our heritage.

Key: ✔ On track ✘ Action required ✔ Complete ⊖ Not started ⊖ Cancelled ▶ Deferred

14.1. PERFORMANCE INDICATORS

Measure	2014/2015 Target	YTD Progress	Status	Comment
% of project milestones met on time	90%	84%	✘	21 of 25 milestones completed on time.

14.2. BASE BUDGET

	YTD Budget \$	YTD Actual \$	Comment
Income	-120,000	-146,000	
Expense	1,138,000	1,040,000	
Total Base Budget	1,018,000	894,000	

14.3. PROJECTS

Approved Projects	2014/2015 Budget \$	YTD Actual \$	Status	Comment
Transport Management Association	250,000	250,000	✔	Connect Macquarie Park + North Ryde continues to work closely with Council on a number of matters including: Light Rail Symposium, car parking rates and pedestrian connections. Council has agreed to continue to fund the TMA in 2015-16 at \$200,000. This budget will be reduced in future years in line with increases in business membership.
Macquarie Park Parking Study	50,000	43,890	✔	The project is complete. The report and recommendation to go



Approved Projects	2014/2015 Budget \$	YTD Actual \$	Status	Comment
-------------------	---------------------	---------------	--------	---------

to Council 25 August 2015.

New Projects	2014/2015 Budget \$	YTD Actual \$	Status	Comment
--------------	---------------------	---------------	--------	---------

Affordable Housing Policy	15,000	5,713	🔄	Consultant engaged to undertake background research. Draft Policy to be provided by 1 September 2015.
---------------------------	--------	-------	---	---

Macquarie Park Public Domain Manual Review	20,000	20,000	✗	The Public Domain Manual will be finalised in Q2 2015/16. Project is a cooperation between Urban Planning and Design and Development.
--	--------	--------	---	---

Carryover Projects	2014/2015 Budget \$	YTD Actual \$	Status	Comment
--------------------	---------------------	---------------	--------	---------

Section 94 Contribution Plan	21,098	21,087	✓	The S94A plan is due to go on public exhibition (as submitted to the Minister on 1 December 2014) in August 2015. In parallel to this a S94 Interim Plan is under development to utilise the funding currently held across the five S94 Reserves.
------------------------------	--------	--------	---	---

Macquarie Park DCP	34,573	907	✓	Macquarie Park DCP was completed and endorsed by Council at its meeting of 23 June 2015.
--------------------	--------	-----	---	--

Review Stormwater DCP and align WSUD	0	0	✓	
--------------------------------------	---	---	---	--

Electronic Development Assessment Project	233,300	103,684	✗	One Template could not be configured by 30 June 2015. It is expected that this final template will be completed in July 2015 allowing the system to be put into production. Remaining funds to be carried over to 2015/16 to upgrade DA Tracking System.
---	---------	---------	---	--






15. Traffic & Transport program

Managing our transport, traffic and car parking; developing sustainable transport options.

Key:  On track  Action required  Complete  Not started  Cancelled  Deferred

15.1. PERFORMANCE INDICATORS

Measure	2014/2015 Target	YTD Progress	Status	Comment
% of project milestones met on time	90%	100%		37 of 37 milestones completed on time.
No. of passengers transported by Shop Ryder Community Bus Service	>= 50000	41,377		Target revised to 35,000 passengers due to downsizing service from 6 day service to a 4 day service. Q4 passenger numbers 9,207 trending better than predicted. Revised annual target has been exceeded.
% external customers satisfied with the Shop Ryder Bus Service	Baseline Year	98%		Customer survey completed in March/April 2015.

15.2. BASE BUDGET

	YTD Budget \$	YTD Actual \$	Comment
Income	-413,000	-743,000	
Expense	693,000	864,000	
Total Base Budget	280,000	121,000	

15.3. PROJECTS

Approved Projects	2014/2015 Budget \$	YTD Actual \$	Status	Comment
Traffic Facilities Renewal	211,150	174,342	✓	
Top Ryder Community Bus Service	150,000	156,088	✓	Annual service completed and over 41,000 passengers transported in 2014/15. Customer survey also conducted in March/April which found 98% of customers were satisfied with service. Minor exceedance in budget was due to increased community engagement costs associated with keeping community abreast of changes.
Bus Shelters - new	55,480	53,012	✓	Herring Rd & Blaxland Rd shelters installed.
Bus Stop Seats - new	56,343	50,230	✓	
Traffic Calming Devices	330,000	302,907	✓	
Traffic Facilities Khartoum and Waterloo	80,000	65,255	🔄	This is a multi-year project, currently programmed over two financial years, subject to RMS approval.

Carryover Projects	2014/2015 Budget \$	YTD Actual \$	Status	Comment
Car Park Renewal	69,138	97,640	✓	Contract for major repairs at Glen St carried through from 2013/14. Maintenance elements have been included in the project, with additional costs offset from savings in the Road Kerb program.
Meadowbank/Gladesville Traffic Study	66,721	12,866	✓	Cost of consultation less than anticipated, remaining funds to be carried over and incorporated in overall Morrison Road project.



16. Economic Development program

Business sector and economic development.

Key: On track Action required Complete Not started Cancelled Deferred

16.1. PERFORMANCE INDICATORS

Measure	2014/2015 Target	YTD Progress	Status	Comment
% of project milestones met on time	90%	100%		10 of 10 milestones completed on time.
% Customers satisfied with City of Ryde's business workshops	Baseline Year	NA	-	Data still to be collected.

16.2. BASE BUDGET

	YTD Budget \$	YTD Actual \$	Comment
Income	-6,000	-5,000	
Expense	166,000	120,000	
Total Base Budget	160,000	115,000	

16.3. PROJECTS

Approved Projects	2014/2015 Budget \$	YTD Actual \$	Status	Comment
Economic Development Plan Implementation	40,000	23,483		All projects and programs completed as per previous Economic Development Plan. The 2015-19 Economic Development Plan has been finalised and adopted by Council.
Implementation-Macq Park Marketing Plan	94,447	90,713		Continuing to promote Macquarie Park Prospectus. Continuing



Approved Projects	2014/2015 Budget \$	YTD Actual \$	Status	Comment
-------------------	------------------------	------------------	--------	---------

to meet and engage with Macquarie Park Marketing Group.



17. Organisational Development program

Addressing workforce planning, driving culture and performance, assessing process efficiency and overseeing all corporate communications.

Key: 🟢 On track ❌ Action required ✅ Complete ⊖ Not started ⓧ Cancelled ▶ Deferred

17.1. PERFORMANCE INDICATORS

Measure	2014/2015 Target	YTD Progress	Status	Comment
% of project milestones met on time	90%	NA	-	

17.2. BASE BUDGET

	YTD Budget \$	YTD Actual \$	Comment
Income	-5,000	-13,000	
Expense	264,000	266,000	
Total Base Budget	259,000	253,000	

17.3. PROJECTS



Carryover Projects	2014/2015 Budget \$	YTD Actual \$	Status	Comment
PMCOR System Development	8,402	5,078	✅	

18. Foreshore program

Managing all aspects of our foreshore.

Key:  On track  Action required  Complete  Not started  Cancelled  Deferred

18.1. PERFORMANCE INDICATORS

Measure	2014/2015 Target	YTD Progress	Status	Comment
% of project milestones met on time	90%	100%		3 of 3 milestones completed on time.
% of seawalls that are condition 4 or better	Baseline Year	83%		

18.2. BASE BUDGET

	YTD Budget \$	YTD Actual \$	Comment
Income			
Expense	70,000	43,000	
Total Base Budget	70,000	43,000	

18.3. PROJECTS

Approved Projects	2014/2015 Budget \$	YTD Actual \$	Status	Comment
Seawalls/Retaining Walls Refurbishment	320,000	121,214		Meadowbank site project continuing into 2015/16, delayed due to OEH and gas pipeline approvals.












19. Regulatory program

Delivering all our regulatory assessments and activities, including building regulations, environmental regulations, road, parking and footpath enforcement and animal management.

Key:  On track  Action required  Complete  Not started  Cancelled  Deferred

19.1. PERFORMANCE INDICATORS

Measure	2014/2015 Target	YTD Progress	Status	Comment
% of project milestones met on time	90%	NA	-	
Total development value of approved development applications (in \$million - cumulative)	NA	\$544.4m		Increase from \$449m in 2013/14.
Mean number of DAs processed per person	>= 57	99.3		Q4= 22.7
DA assessment time (days) - against the Group 3 benchmark (Mean Gross Assessment Time**)	<= 87	77		
No. of DAs in each category - residential	NA	53		
No. of DAs in each category - single new dwelling	NA	51		
No. of DAs in each category - commercial, retail, office	NA	24		
Total no. of DAs received	NA	818		Q4 = 203
Total no. of DAs determined	NA	799		Q4 = 216
Mean gross DA determination times: Residential alterations and additions (against 13-14 Group 3 Average) *Note all Service Unit Performance Indicators referring to Development Applications (DAs) include Section 96 Applications.	<= 70	66		



Measure	2014/2015 Target	YTD Progress	Status	Comment
Mean gross DA determination times: Single new dwelling (against 13-14 Group 3 Average) *Note all Service Unit Performance Indicators referring to Development Applications (DAs) include Section 96 Applications.	<= 96	86	✓	Q4= 102 A minor variation to the required KPI of 6.25% resulted from clearing out a number of older applications in Q4 in this category. Overall annual average meets the KPI (86 days achieved, target 96 days).
Mean gross DA determination times: Commercial, retail, office (against 13-14 Group 3 Average) *Note all Service Unit Performance Indicators referring to Development Applications (DAs) include Section 96 Applications.	<= 73	72	✓	Q4 = 77 A minor variation to the required KPI of 5.5% resulted from clearing out a number of older applications in Q4 in this category. Overall annual average meets the KPI (72 days achieved, target 73 days).
No. of food premises inspections	>= 1000	823	✗	Review of target required, current target exceeds requirements for effective regulation and also exceeds available resources.
% external customers satisfied with development assessment service	74%	83%	✓	
% Customers satisfied with City of Ryde's building compliance services	Baseline Year	NA	-	Data still to be collected.
% customer satisfied with City of Ryde council's illegal dumping, abandoned vehicle, and companion animal management services	Baseline Year	NA	-	Data still to be collected.

19.2. BASE BUDGET

	YTD Budget \$	YTD Actual \$	Comment
Income	-8,282,000	-9,384,000	
Expense	7,718,000	7,486,000	
Total Base Budget	-564,000	-1,898,000	

20. Waste and Recycling program

Managing our domestic and commercial waste services, educating on and facilitating recycling and disposal services.

Key: 🟢 On track ✖ Action required ✔ Complete ⊖ Not started ⊘ Cancelled ▶▶ Deferred

20.1. PERFORMANCE INDICATORS

Measure	2014/2015 Target	YTD Progress	Status	Comment
% of project milestones met on time	90%	80%	✖	24 of 30 milestones completed on time.
% tonnes of recycling from all domestic waste services	50%	42.2%	✖	Changes in consumer habits (such as reduction in newspaper) have seen a reduction in the overall tonnages collected.
% customer satisfaction with CoR's commercial waste management and recycling service for business	Baseline Year	NA	-	

20.2. BASE BUDGET

	YTD Budget \$	YTD Actual \$	Comment
Income	-18,043,000	-18,409,000	
Expense	18,192,000	15,488,000	
Total Base Budget	149,000	-2,921,000	

20.3. PROJECTS

Approved Projects	2014/2015 Budget \$	YTD Actual \$	Status	Comment
Waste - to - Art	21,886	18,436	🟢	

Approved Projects	2014/2015 Budget \$	YTD Actual \$	Status	Comment
Home Waste & Sustainability	66,500	58,541	✓	
Porters Ck Protection Earthwrks&Reconfig	80,000	45,426	✓	Concept designs underway.

New Projects	2014/2015 Budget \$	YTD Actual \$	Status	Comment
Living on the Block - Managing Household Cleanup	60,000	43,072	🔄	Better Waste and Recycling Grant funded project, focusing on household clean up changes around Multi-Unit Dwellings to be continued into 2015/16.
Implement waste education campaign and branding	65,000	61,700	✓	

Carryover Projects	2014/2015 Budget \$	YTD Actual \$	Status	Comment
Living on the Block	47,993	27,165	✓	
No Littering - Eastwood	40,692	26,378	✓	








21. Internal Corporate Services program

Developing and managing our information, records and corporate knowledge; implementing information technology, communications, business, financial and HR infrastructure and services. Managing our fleet and plant; planning and developing assets; all project management and administrative support.

Key:  On track  Action required  Complete  Not started  Cancelled  Deferred

21.1. PERFORMANCE INDICATORS

Measure	2014/2015 Target	YTD Progress	Status	Comment
% of project milestones met on time	90%	89%		24 of 27 milestones completed on time.
% return on investment over the standard investment benchmark (ie. Bank Bill Swap Reference Rate (Australian financial market) - BBSW)	>= 0.85%	1.09%		This has been a excellent effort, considering that the cash rate has been dropping and Financial Institutions are trying to increase their margin on investments.
% of Council's plant that meet the Euro4 emission standards	95%	100%		
% Council's fleet cars to meet 4 green star rating	95%	100%		
% of annual capital works program completed	85%	88%		

21.2. BASE BUDGET

	YTD Budget \$	YTD Actual \$	Comment
Income	-58,164,000	-66,706,000	
Expense	10,688,000	9,073,000	
Total Base Budget	-47,476,000	-57,633,000	



21.3. PROJECTS

Approved Projects	2014/2015 Budget \$	YTD Actual \$	Status	Comment
Information Technology Renewals	654,380	581,346	✓	e-Business process mapping gap, signature and payment requirements identified. Led by Finance, payment portal/gateway RFT prepared. With the Council Information Management Maturity uplifted via the annual self-assessment, this stream of work has also completed the data dictionary for Asset and Customer data, NAR + S149 data quality improvement plans are in place, and geospatial information is now being used to display work request data with Ryde Map integrated with TechOne Works and Assets module. IT Security program was delivered as planned which included the successful annual IT disaster recovery exercise and the replacement of the majority of the Uninterruptable Power Supply (UPS) devices of the data centre. All PC replacements completed as well as mobility device bulk-buy requirements being met for the financial year.
Plant & Fleet Purchases	2,550,000	2,525,089	✓	

New Projects	2014/2015 Budget \$	YTD Actual \$	Status	Comment
SRV application 2014/2015	0	32,082	✓	Notified by IPART of SRV approval on 19th May 2015. Incorporated into 2015-2019 Delivery Plan adopted by Council on 23 June 2015.
Fit for the Future	400,000	382,180	✓	Joint submission with Hunter's Hill and Lane Cove Council's submitted on 30 June 2015.

Carryover Projects	2014/2015 Budget \$	YTD Actual \$	Status	Comment
GPIMS - System Development	69,476	29,522	🔄	BRS completed. Vendor investigations underway.
				There have been some ongoing delays, due to vendor availability. In saying that the following has been completed.
				1. Debt management - reminder notices, final notices, letters of intention, statements have been automated across most debtor categories. This includes the emailing of notices to those with email addresses.
				2. Debt Recovery. A new product has been installed, and configuration completed early 2015/2016, that will track arrangements to pay, and legal action.
	438,626	352,122	🔄	3. Contracts. This has been completed, is in Production, and is being rolled out across Council in a stage approach, Service Unit by Service Unit. Panel Contracts will also be tracked.
				4. Billing has been configured, but will be rolled out during 2015/2016. As an interim measure we are now importing debtor invoice requests through a template.
				5. EasyLink, a single click attachment opening for invoices was installed, and all 8,500 prior invoices were updated to this new method.
TechOne Enhancements				The balance of this project, is due to wind up in 2015/2016, and this will be finished using in-house resources and consultants.



Appendix A – Reserve Listing Report

<i>Natural Account</i>	<i>Description</i>	<i>14/15 Opening Balance</i>	<i>Budget To Reserve</i>	<i>Budget From Reserve</i>	<i>14/15 Budget Result</i>	<i>Review To Reserve</i>	<i>Review From Reserve</i>	<i>14/15 Review Result</i>
93001 - Internally Restricted Revenues								
8301	Stockland Creche Contribution Voluntary Planning Agreement Reserve	223,038.36		-7,738.00	215,300.36		7,738.00	223,038.36
8302	Reserve	5,392,300.77	1,370,115.00		6,762,415.77	905,000.00		7,667,415.77
8304	Asset Replacement Reserve	15,362,835.00	7,940,213.00	-3,418,477.00	19,884,571.00	6,332,000.00	1,134,247.00	27,350,818.00
8305	Plant Replacement Reserve	2,461,275.11	2,679,520.00	-2,900,760.00	2,240,035.11			2,240,035.11
8306	Ryde Aquatic Leisure Centre Reserve	2,595,201.10	4,111,070.00	-4,124,880.00	2,581,391.10			2,581,391.10
8307	Financial Security Reserve	3,437,878.13			3,437,878.13			3,437,878.13
8308	Public Art Reserve	164,528.00		-164,000.00	528.00			528.00
8309	Council Election Reserve	465,938.21	120,000.00	-150,000.00	435,938.21			435,938.21
8310	Risk Rebate Reserve	40,110.92	30,000.00	-50,000.00	20,110.92			20,110.92
8311	Investment Property Reserve	16,404,023.57		-2,251,552.00	14,152,471.57		193,904.00	14,346,375.57
8312	Civic Precinct Redevelopment Reserve	822,570.67		-173,837.00	648,733.67		139,837.00	788,570.67
8313	Community Grants Reserve					89,500.00		89,500.00
8314	Carryover Works Reserve	2,720,619.26	1,715,400.00	-2,466,619.00	1,969,400.26	-1,127,777.00	31,207.00	872,830.26
8318	Porters Creek Reserve	199,348.89			199,348.89			199,348.89
8319	Insurance Fluctuation Reserve	563,428.90		-108,280.00	455,148.90			455,148.90
8320	OHS & Injury Management Reserve	100,386.70	90,000.00		190,386.70			190,386.70
8321	Public Domain Plan Reserve	138,602.00			138,602.00			138,602.00
8322	Planning Proposal Reserve	140,268.59	15,454.00	-67,000.00	88,722.59			88,722.59
8323	Macquarie University VPA Reserve	273,053.67			273,053.67			273,053.67
8324	Fit For The Future Reserve		3,000,000.00	-400,000.00	2,600,000.00		111,846.00	2,711,846.00
Total Internally Restricted Revenues		51,505,407.85	21,071,772.00	-16,283,143.00	56,294,036.85	6,198,723.00	1,618,779.00	64,111,538.85
93002 - Internally Restricted Liabilities								
8327	Employee Leave Entitlements Reserve	2,998,257.62			2,998,257.62			2,998,257.62

Appendix A – Reserve Listing Report

8328	Refundable Deposits Reserves	8,597,937.13			8,597,937.13			8,597,937.13
8329	Interest on Refundable Deposits Reserve	377,366.19			377,366.19			377,366.19
	Total Internally Restricted Liabilities	11,973,560.94			11,973,560.94			11,973,560.94
93003 - Section 94 Contribution Reserves								
8351	Community & Cultural Facilities Reserve	6,459,849.67	4,517,399.00	-5,019,963.00	5,957,285.67	999,451.00		6,956,736.67
8352	Open Space & Recreation Facilities Reserve	13,463,244.90	9,851,380.00	-1,037,779.00	22,276,845.90	2,817,514.00	-5,590,243.00	19,504,116.90
8353	Roads & Traffic Management Facilities Reserve	3,506,720.98	1,499,280.00	-2,799,775.00	2,206,225.98	527,799.00	-217,984.00	2,516,040.98
8354	Stormwater Management Facilities Reserve	5,957,088.48	575,641.00	-429,046.00	6,103,683.48	183,956.00	193,433.00	6,481,072.48
8355	Section 94 Plan Administration Reserve	495,932.20	72,902.00	-308,868.00	259,966.20	27,560.00	11.00	287,537.20
	Total Section 94 Contribution Reserves	29,882,836.23	16,516,602.00	-9,595,431.00	36,804,007.23	4,556,280.00	-5,614,783.00	35,745,504.23
93004 - Other External Restrictions								
8376	Domestic Waste Management Reserve	4,912,452.94	16,516,720.00	-18,240,576.00	3,188,596.94		3,450.00	3,192,046.94
8377	External Drainage Works Contribution Reserve	227,970.24			227,970.24			227,970.24
8378	Macquarie Park Corridor Special Rate Reserve	1,128,800.55	1,318,740.00	-1,541,874.00	905,666.55		19,386.00	925,052.55
8379	Stormwater Management Service Charge Reserve	1,214,246.52	998,770.00	-1,951,204.00	261,812.52		110,000.00	371,812.52
8380	Sale of Roads Reserve		923,924.00	-923,924.00				
8381	Affordable Housing Contribution		138,910.00		138,910.00			138,910.00
	Total Other External Restrictions	7,483,470.25	19,897,064.00	-22,657,578.00	4,722,956.25		132,836.00	4,855,792.25

Appendix A – Reserve Listing Report

93005 - Unexpended Grants Reserves					
8401	U/Exp Grant - Home Modification & Maintenance	103,718.66	67,720.00	171,438.66	171,438.66
8403	U/Exp Grant - Volunteer Referral Agency	16,941.38		16,941.38	16,941.38
8404	U/Exp Grant - Library Local Priority	27,745.57	-27,745.57		
8408	U/Exp Grant - Urban Sustain Program - Looking Glass Bay	49,563.00		49,563.00	49,563.00
8409	U/Exp Grant - Consolidated LEP for Ryde	61,158.57	-23,919.00	37,239.57	37,239.57
8413	U/Exp Grant - Sydney North/Sydney West Tussock Paspalum 06/11	8,633.95		8,633.95	8,633.95
8415	U/Exp Grant - Buffalo Creek - (SQID)	17,721.00		17,721.00	17,721.00
8416	U/Exp Grant - Financial Assistance Grants				
8417	U/Exp Grant - Road Services Unit Management				
8418	U/Exp Grant - Macquarie Park Master Plan	30,000.00		30,000.00	30,000.00
8419	U/Exp Grant - Sydney Water Business Audit Program				
8426	U/Exp Grant - Noxious Weeds Management	3,218.66	-3,218.66		
8427	U/Exp Grant - Rivers to Rivers Corridor				
8429	U/Exp Grant - NSW Sport Regrading & Levelling	57,275.41		57,275.41	57,275.41
8432	U/Exp Grant - Eastwood Floodplain Risk	720.88		720.88	720.88
8433	U/Exp Grant - Liberty Swing Dunbar Park	7,763.13		7,763.13	7,763.13
8434	U/Exp Grant - Sport Development Program	542.76		542.76	542.76
8435	U/Exp Grant - WASIP	157,909.13	-139,096.00	18,813.13	18,813.13
8437	U/Exp Grant - Playing Field Lighting Upgrade	14,500.00		14,500.00	14,500.00
8438	U/Exp Grant - Parramatta River Catchments Floodplain	43,128.00		43,128.00	-40,209.00 2,919.00
8439	U/Exp Grant - Vacation Care	5,253.73		5,253.73	5,253.73

Appendix A – Reserve Listing Report

8440	Program Grant U/Exp Grant - Crime Prevention Plan Grant					
8443	U/Exp Grant - Curzon St/ Smith St Pedestrian (RTA)	765.05			765.05	765.05
8446	U/Exp Grant - Vimiera Road Traffic Facilities Renew (RTA)	1,959.22			1,959.22	1,959.22
8447	U/Exp Grant - M2 Advertising Public Benefit (RMS)	36,446.66			36,446.66	36,446.66
8450	U/Exp Grant - Meadowbank/Gladesville Traffic Study	9,105.84		-9,106.00	-0.16	-0.16
8451	U/Exp Grant - Rowe St Eastwood Traffic Calming	9,725.16			9,725.16	9,725.16
8452	U/Exp Grant - Active in Ryde Program Implementation					
8453	U/Exp Grant - MQ Park TfNSW ECRL					
8454	U/Exp Grant - Putney Park Graffiti Hotspot Program					
8455	U/Exp Grant - Planning for Ageing Population	12,156.00			12,156.00	12,156.00
8456	U/Exp Grant - No Littering - Eastwood	15,692.09		-15,692.00	0.09	0.09
8457	U/Exp Grant - Diving Blocks	15,000.00		-15,000.00		
8458	U/Exp Grant - Macquarie Park - Property	0.10	6,000,000.00		6,000,000.10	6,000,000.10
8459	U/Exp Grant - Restoring Blue Gum High in Denistone Park	19,000.00		-14,000.00	5,000.00	2,000.00
8460	U/Exp Grant - Restoring Blue Gum High in Darvall Park	27,000.00		-22,000.00	5,000.00	1,245.00
8461	U/Exp Grant - Better Waste & Recycling Fund	290,463.38	259,262.00	-384,262.00	165,463.38	185,647.38
8462	U/Exp Grant - Agincourt and Balaclava Rd TCS	8,039.11			8,039.11	8,039.11
8463	U/Exp Grant - Ivan Hoe Estate Collective Impact	20,000.00			20,000.00	20,000.00
8464	U/Exp Grant - CDAT	3,100.00			3,100.00	3,100.00
8465	U/Exp Grant - Blaxland Road SUP – Stage 3 (RMS)	3,463.39			3,463.39	3,463.39
8466	U/Exp Grant - Blaxland Road SUP – Stage 3 (RMS)					71,775.00
						71,775.00

Appendix A – Reserve Listing Report

8467	U/Exp Loan - LIRS Phase 2				127,500.00	1,273,536.00	1,401,036.00
8468	U/Exp Grant - Ryde Remembers (ANZAC)				19,923.00		19,923.00
Total Unexpended Grants Reserves		1,077,709.83	6,326,982.00	-654,039.23	6,750,652.60	178,989.00	1,286,965.00
Internal Loans							
8901	Internal Loan - RALC Reserve	-2,009,237.89	187,940.00	-812,622.00	-2,633,919.89		-2,633,919.89
Total Internal Loans		-2,009,237.89	187,940.00	-812,622.00	-2,633,919.89		-2,633,919.89
TOTAL RESERVES		99,913,747.21	64,000,360.00	-50,002,813.23	113,911,293.98	10,974,201.00	-2,616,412.00
Net Transfer				13,997,546.77	13,997,546.77	8,357,789.00	22,355,335.77

Appendix B – 2014/15 Quarterly Changes Report

			<i>Approved Budget 2015/2016</i>	<i>Actual 2015/2016</i>	<i>Proposed Changes 2015/2016</i>	<i>Comments</i>
--	--	--	--	-----------------------------	---	-----------------

Risk Management program

1630652	Procurement Framework Review	NCP Exp	50,000		(29,500)	Remaining budget to be carried forward and funds allocated through Council resolution with additional expenditure expected
1630652	Procurement Framework Review	From Res	(50,000)	(20,250)	29,500	Remaining budget to be carried forward and funds allocated through Council resolution with additional expenditure expected
Total Risk Management program						

Community and Cultural program

6311054	Community Aid	Op Exp	80,000	33,500	(46,500)	Unspent community grants to be transferred to the Community Grants Reserve
6311059	Community Welfare	Op Exp	100,000	(3,500)	(33,000)	Unspent community grants to be transferred to the Community Grants Reserve
6311322	Sports Grants	Op Exp	25,000		(10,000)	Unspent community grants to be transferred to the Community Grants Reserve
6430588	Ryde Remembers - ANZAC	NCP Inc	(39)	(28,035)	(27,996)	Carryover adjustment
6430588	Ryde Remembers - ANZAC	NCP Exp	7,759		353	Carryover adjustment
6930047	Ryde Youth Theatre Group	NCP Exp	74,419		(6,198)	Carryover adjustment
50014	Community Buildings Renewal	Cap Exp	187,422	202,740	15,318	Carryover adjustment
50014	Community Buildings Renewal	To Res	120,000	104,682	(15,318)	Carryover adjustment



Appendix B – 2014/15 Quarterly Changes Report

6930047	Ryde Youth Theatre Group	From Res	(47,519)	(97,519)	6,198	Carryover adjustment
6311054	Community Aid	To Res		46,500	46,500	Unspent community grants to be transferred to the Community Grants Reserve
6311059	Community Welfare	To Res		33,000	33,000	Unspent community grants to be transferred to the Community Grants Reserve
6311322	Sports Grants	To Res		10,000	10,000	To be transferred to Community Grants Reserve.
6430588	Ryde Remembers - ANZAC	To Res	10,900	18,620	7,720	Carryover adjustment
6430588	Ryde Remembers - ANZAC	To Res		19,923	19,923	Carryover adjustment
Total Community and Cultural program						

Customer and Community Relations program

2011457	Community of Interest Network	Op Exp	71,240		(15,833)	Carryover adjustment
6530458	Web Content Management System	NCP Exp	152,196		(22,426)	Carryover adjustment
2011457	Community of Interest Network	From Res	(69,000)	(74,500)	15,833	Carryover adjustment
6530458	Web Content Management System	From Res	(38,000)	(4,574)	22,426	Carryover adjustment
Total Customer and Community Relations program						

Open Space, Sport & Recreation program

7430300	Protecting Biodiversity in Ryde	NCP Exp	65,000		(40,710)	Carryover adjustment
---------	---------------------------------	---------	--------	--	----------	----------------------



Appendix B – 2014/15 Quarterly Changes Report

7430630	Restoring Blue Gum High in Darvall Park	NCP Exp	22,000		3,755	Carryover adjustment
7430632	Restoring Blue Gum High in Denistone Park	NCP Exp	14,000		3,000	Carryover adjustment
7730583	Plan for sustainable management of sport	NCP Exp	25,000		(5,292)	Carryover adjustment
50011	Sportsfield Floodlighting Renewal	Cap Exp	12,824	15,130	2,306	Carryover adjustment
50011	Sportsfield Floodlighting Renewal	From Res	7,176	(76,954)	(2,306)	Carryover adjustment
50012	Sportsfield Renewal & Upgrade Renewal	Cap Inc	(81,600)	(81,555)	45	Carryover adjustment
50012	Sportsfield Renewal & Upgrade Renewal	Cap Exp	712,571	678,700	(28,464)	Carryover adjustment
50012	Sportsfield Renewal & Upgrade Renewal	From Res	(280,701)	(304,151)	28,419	Carryover adjustment
50015	Sportsground Amenities Upgrades Renewal	Cap Inc	(186,759)	(188,268)	(1,509)	Carryover adjustment
50015	Sportsground Amenities Upgrades Renewal	Cap Exp	1,002,584	975,728	(26,856)	Carryover adjustment
50015	Sportsground Amenities Upgrades Renewal	From Res	(324,095)	(324,095)	28,365	Carryover adjustment
51011	Sportsfield Floodlighting Expansion	Cap Inc	(45,515)	(45,500)	15	Carryover adjustment
51011	Sportsfield Floodlighting Expansion	Cap Exp	116,667	108,165	(8,502)	Carryover adjustment
51011	Sportsfield Floodlighting Expansion	From Res	(71,152)	(174,652)	8,487	Carryover adjustment
7740941	ELS Hall Park #1 - Synthetic Surface	Cap Exp	330,000		(91,441)	Carryover adjustment
7740941	ELS Hall Park #1 - Synthetic Surface	From Res	(330,000)	(238,559)	91,441	Carryover adjustment
50016	Playground Renewal & Construction Renewal	Cap Exp	250,600		(38,155)	Carryover adjustment



Appendix B – 2014/15 Quarterly Changes Report

50016	Playground Renewal & Construction Renewal	To Res	50,000	88,155	38,155	Carryover adjustment
51015	Sportsground Amenities Upgrades Expansion	Cap Exp	127,553	38,658	(60,611)	Carryover adjustment
51015	Sportsground Amenities Upgrades Expansion	From Res	(127,553)	(38,658)	60,611	Carryover adjustment
7430630	Restoring Blue Gum High in Darvall Park	From Res	(22,000)	(25,755)	(3,755)	Carryover adjustment
7430632	Restoring Blue Gum High in Denistone Park	From Res	(14,000)	(17,000)	(3,000)	Carryover adjustment
7540970	Shrimptons Creek - termite infestation	Cap Exp	80,000		(55,154)	Carryover adjustment
7540970	Shrimptons Creek - termite infestation	From Res	(80,000)	(24,846)	55,154	Carryover adjustment
7730583	Plan for sustainable management of sport	From Res	(25,000)	(19,708)	5,292	Carryover adjustment
7430300	Protecting Biodiversity in Ryde	To Res	50,000	90,710	40,710	Carryover adjustment
7740817	Implementation of Children Play Plan	Cap Exp	1,242,060		(71,775)	Carryover savings made, discussing with Funding Body where unused funds can be used
7740817	Implementation of Children Play Plan	To Res		71,775	71,775	Carryover savings made, discussing with Funding Body where unused funds can be used
7740979	Implementation of Children Play Plan -P2	From Res			1,273,536	Carryover adjustment
7740979	Implementation of Children Play Plan -P2	To Res	1,147,500		(1,147,500)	Carryover adjustment
7740979	Implementation of Children Play Plan -P2	Cap Exp	352,500		(126,036)	Carryover adjustment
8740979	Implementation of Children Play Plan -P2	To Res	127,500		(127,500)	Carryover adjustment
8740979	Implementation of Children Play Plan -P2	To Res		127,500	127,500	Carryover adjustment
Total Open Space, Sport & Recreation program						



Appendix B – 2014/15 Quarterly Changes Report

Centres and Neighbourhood program

4140953	Footpath Upgrade Delhi Rd	Cap Exp	275,000		(19,386)	Carryover adjustment
4140953	Footpath Upgrade Delhi Rd	From Res	(275,000)	(255,614)	19,386	Carryover adjustment
50023	Town Centre Upgrade Implementation Renewal	Cap Exp	898,587	785,054	34,530	Carryover adjustment
50023	Town Centre Upgrade Implementation Renewal	From Res	(898,587)	(806,054)	(34,530)	Carryover adjustment
50007	Neighbourhood Centre Renewal	Cap Exp	450,000	443,621	(6,661)	Carryover adjustment
50007	Neighbourhood Centre Renewal	To Res	50,000	56,661	6,661	Carryover adjustment
Total Centres and Neighbourhood program						

Library program

50026	Community Buildings Renewals - Libraries	Cap Exp	106,000	95,028	(10,972)	Carryover adjustment
50026	Community Buildings Renewals - Libraries	To Res		10,972	10,972	Carryover adjustment
7240087	Library Books	Cap Exp	425,000		(1,926)	Carryover of unexpended book funds
7240087	Library Books	To Res		1,926	1,926	Carryover of unexpended book funds
Total Library program						

Internal Corporate Services program



Appendix B – 2014/15 Quarterly Changes Report

1130670	Fit For The Future	NCP Exp	400,000		(111,846)	Carryover adjustment
8530162	GPIMS - System Development	NCP Exp	69,476		(40,038)	Scoping of project needs to be completed in order to determine the extent of works to be undertaken
2440740	TechOne Enhancements	Cap Exp	438,626		(86,504)	Delay due to supplier's availability. Project has not be completed and unspent funding is required to carryover to 2015/2016
1130670	Fit For The Future	From Res	(400,000)	(288,154)	111,846	Carryover adjustment.
1211109	Finance Controlled Items	From Res		(5,812,000)	(5,812,000)	Reimbursement of Sec94 contributions to General Fund as per Council Resolution dated 23 June 2015
1211109	Finance Controlled Items	From Res	(470,250)	(1,197,250)	(727,000)	Reimbursement of Sec94 contributions to General Fund as per Council Resolution dated 23 June 2015
1211109	Finance Controlled Items	From Res		207,000	207,000	Reimbursement of Sec94 contributions to General Fund as per Council Resolution dated 23 June 2015
2440740	TechOne Enhancements	From Res	(414,626)	(328,122)	86,504	Delay due to supplier's availability. Project has not be completed and unspent funding is required to carryover to 2015/2016
8530162	GPIMS - System Development	From Res	(69,476)	(29,438)	40,038	Scoping of project needs to be completed in order to determine the extent of works to be undertaken
1211109	Finance Controlled Items	To Res	7,940,213	14,044,243	6,332,000	Reimbursement of Sec94 contributions to General Fund as per Council Resolution dated 23 June 2015
Total Internal Corporate Services program						

Land Use Planning program

4130059	Section 94 Contribution Plan	NCP Exp	21,098		(11)	Carryover adjustment
4130672	Affordable Housing Policy	NCP Exp	15,000		(9,287)	Funding was approved at the end of May 2015 which didn't allow sufficient time to complete the project. Therefore, unspent funding needs to be carried over to 2015/2016

Appendix B – 2014/15 Quarterly Changes Report

4111221	Section 94 Capital Income-Roads	Cap Inc	(1,499,280)	(2,027,079)	(527,799)	Income received to date
4111221	Section 94 Capital Income-Roads	Cap Inc	(3,217,399)	(4,216,850)	(999,451)	Income received to date
4111221	Section 94 Capital Income-Roads	Cap Inc	(575,641)	(759,597)	(183,956)	Income received to date
4111221	Section 94 Capital Income-Roads	Cap Inc	(9,851,380)	(12,668,894)	(2,817,514)	Income received to date
4111221	Section 94 Capital Income-Roads	Cap Inc	(72,902)	(100,462)	(27,560)	Income received to date
4111563	Voluntary Planning Agreement Cash Income	Cap Inc	(1,145,115)	(2,050,115)	(905,000)	VPA contribution received from Developer
4130059	Section 94 Contribution Plan	From Res	(21,098)	(21,087)	11	Carryover adjustment
4111221	Section 94 Capital Income-Roads	To Res	3,217,399	4,216,850	999,451	Transfer Sec94 income to Reserves
4111221	Section 94 Capital Income-Roads	To Res	9,851,380	12,668,894	2,817,514	Transfer Sec94 income to Reserves
4111221	Section 94 Capital Income-Roads	To Res	1,499,280	2,027,079	527,799	Transfer Sec94 income to Reserves
4111221	Section 94 Capital Income-Roads	To Res	575,641	759,597	183,956	Transfer Sec94 income to Reserves
4111221	Section 94 Capital Income-Roads	To Res	72,902	100,462	27,560	Transfer Sec94 income to Reserves
4111563	Voluntary Planning Agreement Cash Income	To Res	1,145,115	2,050,115	905,000	Transfer developer contribution to Reserve
4130672	Affordable Housing Policy	To Res		9,287	9,287	Funding was approved at the end of May 2015 which didn't allow sufficient time to complete the project. Therefore, unspent funding needs to be carried over to 2015/2016
Total Land Use Planning program						

Regulatory program

Appendix B – 2014/15 Quarterly Changes Report

2830158	Electronic Development Assessment Project	NCP Exp	233,300		(129,616)	Two year project - commencement was delayed to 14/15 allow a review of the scope and to better synchronise with other programs
2830158	Electronic Development Assessment Project	From Res	(133,300)	(3,684)	129,616	Two year project - commencement was delayed to 14/15 allow a review of the scope and to better synchronise with other programs
Total Regulatory program						

Economic Development program

4130218	Economic Development Plan Implementation	NCP Exp	40,000		(16,207)	Unspent funding to be carried forward to 2015/2016 to allow complete the project
4130218	Economic Development Plan Implementation	To Res		16,207	16,207	Unspent funding to be carried forward to 2015/2016 to allow complete the project
Total Economic Development program						

Catchment program

5241830	Water Quality & Riparian Improvement	Cap Inc	(110,000)		110,000	Funding determination to allow Council to commence works is still pending to be granted by the Office of Environment (grant administrators) and therefore Council were not able to spend the allocated amount for the 2014/2015 year.
5241830	Water Quality & Riparian Improvement	Cap Exp	220,000		(220,000)	Funding determination to allow Council to commence works is still pending to be granted by the Office of Environment (grant administrators) and therefore Council were not able to spend the allocated amount for the 2014/2015 year.
5241830	Water Quality & Riparian Improvement	From Res	(110,000)		110,000	Funding determination to allow Council to commence works is still pending to be granted by the Office of Environment (grant administrators) and therefore Council were not

Appendix B – 2014/15 Quarterly Changes Report

						able to spend the allocated amount for the 2014/2015 year.
50022	Stormwater Improvement Works Renewal	Cap Exp	1,285,000		(26,888)	Money reallocated to Parramatta River - Ryde Catchment Study & Buffalo and Kitty's Creek Study where the expenditure for the projects was incurred, but the budget was held against 5
50022	Stormwater Improvement Works Renewal	From Res	(418,046)	(391,158)	26,888	Money reallocated to Parramatta River - Ryde Catchment Study & Buffalo and Kitty's Creek Study where the expenditure for the projects was incurred, but the budget was held against 5
5140151	Buffalo and Kitty's Creek Study	Cap Exp			20,350	Money reallocated from Stormwater Improvement Works Renewal, where the project was initially budgeted for.
5140151	Buffalo and Kitty's Creek Study	From Res		(20,350)	(20,350)	Money reallocated from Stormwater Improvement Works Renewal, where the project was initially budgeted for.
5140152	Parramatta River – Ryde Catchment Study	Cap Exp			60,314	Money reallocated from Stormwater Improvement Works Renewal, where the project was initially budgeted for.
5140152	Parramatta River – Ryde Catchment Study	From Res		(20,105)	(20,105)	Money reallocated from Stormwater Improvement Works Renewal, where the project was initially budgeted for.
5140152	Parramatta River – Ryde Catchment Study	From Res			(40,209)	Money reallocated from Stormwater Improvement Works Renewal, where the project was initially budgeted for.
Total Catchment program						

Environmental program

3230245	Waste - to - Art	NCP Exp	21,886		(3,450)	Carryover adjustment
8430469	Lighting Audit and Upgrade Work	NCP Exp	82,000		(3,347)	Carryover adjustment
3230245	Waste - to - Art	From Res	(21,886)	(18,436)	3,450	Carryover adjustment

Appendix B – 2014/15 Quarterly Changes Report

8430469 Lighting Audit and Upgrade Work	From Res	(82,000)	(78,653)	3,347	Carryover adjustment
Total Environmental program					

Traffic & Transport program

4930517 Meadowbank/Gladesville Traffic Study	NCP Inc	(14,000)		14,000	The project is RMS grant funded, and covers various community consultations including Morrison Rd. The cost of the Morrison Rd survey was less than anticipated, but there will be further costs for this consultation and associated study work that may come from it. IT is anticipated the RMS will agree to incorporate this into the larger Morrison Rd works.
4930517 Meadowbank/Gladesville Traffic Study	NCP Exp	66,721		(53,855)	The project is RMS grant funded, and covers various community consultations including Morrison Rd. The cost of the Morrison Rd survey was less than anticipated, but there will be further costs for this consultation and associated study work that may come from it. IT is anticipated the RMS will agree to incorporate this into the larger Morrison Rd works.
4940004 Traffic Calming Devices	Cap Inc		(129,293)	(28,043)	Additional grant received
4740974 Traffic Facilities Khartoum and Waterloo	Cap Exp	80,000		(14,745)	Carryover adjustment
4940004 Traffic Calming Devices	Cap Exp	330,000		(27,093)	Carryover adjustment
4740974 Traffic Facilities Khartoum and Waterloo	From Res	(80,000)	(65,255)	14,745	Carryover adjustment
4930517 Meadowbank/Gladesville Traffic Study	From Res	(43,615)	(3,760)	39,855	The project is RMS grant funded, and covers various community consultations including Morrison Rd. The cost of the Morrison Rd survey was less than anticipated, but there will be further costs for this consultation and associated study work that may come from it. IT is anticipated the RMS will agree to incorporate

Appendix B – 2014/15 Quarterly Changes Report

						this into the larger Morrison Rd works.
4940004	Traffic Calming Devices	From Res	(228,750)	(173,614)	55,136	Carryover adjustment
Total Traffic & Transport program						

Waste and Recycling program

6130651	Living on the Block - Managing Household Clean up	NCP Exp	60,000		(16,928)	Carryover adjustment
6130665	Implement Waste Education Campaign & Branding	NCP Exp	65,000		(3,256)	Carryover adjustment
6130651	Living on the Block - Managing Household Clean up	From Res	(60,000)	(43,072)	16,928	Carryover adjustment
6130665	Implement Waste Education Campaign & Branding	From Res	(65,000)	(61,744)	3,256	Carryover adjustment
Total Waste and Recycling program						

Property Portfolio program

5630614	Outdoor Advertising Development	NCP Exp	80,000		(4,905)	Carryover adjustment
5630614	Outdoor Advertising Development	From Res	(80,000)	(75,095)	4,905	Carryover adjustment
50019	Commercial Buildings Renewal	Cap Exp	839,552		(185,652)	Carryover adjustment
50019	Commercial Buildings Renewal	From Res	(839,552)	(653,900)	185,652	Carryover adjustment

Appendix B – 2014/15 Quarterly Changes Report

5540810	Civic Centre- Essential Renewal	Cap Exp	1,000,000		(966,000)	Reduction of budget to reflect the actual cost for the project
5540810	Civic Centre- Essential Renewal	From Res	(826,163)		826,163	Reduction of budget to reflect the actual cost for the project
5540810	Civic Centre- Essential Renewal	From Res	(173,837)	124,822	139,837	Reduction of budget to reflect the actual cost for the project
5620014	West Ryde Community Facility - (Fit out & Project Man)	Cap Exp	7,738		(9,698)	Carryover adjustment
5620014	West Ryde Community Facility - (Fit out & Project Man)	From Res	(7,738)		7,738	Carryover adjustment
5620014	West Ryde Community Facility - (Fit out & Project Man)	To Res		1,960	1,960	Carryover adjustment
Total Property Portfolio program						

Roads program

50006	Bridge Upgrade / Renewal	Cap Exp	138,622	119,679	(18,943)	Carryover adjustment
50006	Bridge Upgrade / Renewal	From Res	(29,352)	(39,352)	(10,000)	Carryover adjustment
50006	Bridge Upgrade / Renewal	To Res		28,943	28,943	Carryover adjustment
Total Roads program						

Foreshore program

50009	Seawalls/Retaining Walls Refurbishment Renewal	Cap Exp	320,000	121,214	(198,786)	Project is required to be a late carryover, as the supplier was unable to fulfil the commitment of delivering the stone before the 30/06.
50009	Seawalls/Retaining Walls Refurbishment Renewal	From Res	(320,000)	(121,214)	198,786	Project is required to be a late carryover, as the supplier was unable to fulfil the commitment of delivering the stone before the 30/06.

Appendix B – 2014/15 Quarterly Changes Report

Total Foreshore program						
Paths and Cycleways program						
4140792	Footpath construction Plassey Rd	Cap Exp	100,000		(26,055)	Carryover adjustment
4140792	Footpath construction Plassey Rd	From Res	(100,000)	(73,945)	26,055	Carryover adjustment
51003	Footpath Construction Expansion	Cap Exp	470,000	295,561	(174,439)	Carryover adjustment
51003	Footpath Construction Expansion	From Res	(470,000)	(295,561)	174,439	Carryover adjustment
Total Paths and Cycleways program						
GRAND TOTAL						

Appendix C – Consolidated Income and Expenditure Estimates 2014/15

	Original Budget 2014/2015	C/Over Budget 2014/2015	TOTAL Original Budget 2014/2015	Sep Changes 2014/2015	Dec Changes 2014/2015	Mar Changes 2014/2015	Jun Carryovers 2014/2015	Jun Changes 2014/2015	PROPOSE D Budget 2014/2015	ACTUAL YTD 2014/2015
PROJECTED OPERATING RESULT	\$'000	\$'000	\$'000	\$'000	\$'000	\$'000	\$'000	\$'000	\$'000	\$'000
OPERATING REVENUE										
Rates & Annual Charges	66,100		66,100			270			66,370	66,556
User Charges & Fees	14,825		14,825	(187)	185	242			15,066	15,532
Interest	3,347		3,347	941					4,288	4,819
Other Operating Revenue	7,061		7,061	59	155	185			7,459	8,509
Operating Grants & Contributions	6,563	14	6,577	182	5	(3)	(44)	14	6,732	6,703
TOTAL OPERATING REVENUE	97,897	14	97,911	995	346	694	(44)	14	99,917	102,119
OPERATING EXPENSES										
Employee Costs	42,666		42,666	(2,524)	(25)	37			40,154	37,848
Materials & Contracts	26,654	1,346	27,999	103	620	1,343	(794)	(506)	28,766	25,966
Borrowing Costs	234		234						234	256
Other Operating Expenses	17,224		17,224	66	20	234		(90)	17,455	14,577
TOTAL OPERATING EXPENSES	86,778	1,346	88,124	(2,354)	616	1,613	(794)	(595)	86,609	78,647
Operating Result Before Capital Amounts	11,119	(1,332)	9,787	3,350	(270)	(919)	750	609	13,308	23,472
Capital Grants & Contributions	424	1,427	1,850	4,806	16,458	2,177	(55)	5,381	30,618	30,959
In-kind Contributions										
Net Gain / (Loss) on Disposal of Assets										2,381
Total Capital Income	424	1,427	1,850	4,806	16,458	2,177	(55)	5,381	30,618	33,340
Operating Result Before Depreciation	11,543	95	11,638	8,156	16,189	1,258	695	5,990	43,925	56,812
Depreciation & Impairment	15,088		15,088						15,088	7,081
Operating Result	(3,545)	95	(3,450)	8,156	16,189	1,258	695	5,990	28,837	49,733

Appendix C – Consolidated Income and Expenditure Estimates 2014/15

PROJECTED FUNDING	Original Budget	C/Over Budget	TOTAL Original Budget	Sep Changes	Dec Changes	Mar Changes	Jun Carryovers	Jun Changes	PROPOSED Budget	ACTUAL YTD
OPERATING RESULT	(3,545)	95	(3,450)	8,156	16,189	1,258	695	5,990	28,837	49,733
Funding										
ADD (Non-Cash) - Depreciation	15,088		15,088						15,088	7,081
ADD (Non-Cash) - ELE Accruals										574
ADD (Non-Cash) - Interest on Security Deposits - Accruals										296
ADD Book Value of Assets Disposed	925		925	924					1,849	843
Cash Available to Fund Capital Expenditure	12,468	95	12,563	9,080	16,189	1,258	695	5,990	45,774	58,526
CAPITAL EXPENDITURE										
Community Life	4,621	4,428	9,049	1,683	64	171	(2,980)	(502)	7,484	7,327
Environment & Planning	3,075	171	3,246		164	1,314	(2,900)	(18)	1,806	1,657
Public Works	14,761	1,295	16,056	2,260	(544)	(1,277)	(925)	(796)	14,774	15,566
Corporate Services	1,714	1,247	2,961	199	(1,156)	129		(1,053)	1,081	846
TOTAL CAPITAL EXPENDITURE	24,171	7,141	31,312	4,141	(1,472)	337	(6,805)	(2,368)	25,145	25,395
Cash Flow to Fund	(11,703)	(7,046)	(18,749)	4,938	17,661	921	7,500	8,358	20,629	33,132
Financed by:										
Opening Working Capital	4,110	(45)	4,065						4,065	4,065
Borrowings										
New Borrowings	1,500		1,500		275	(175)			1,600	
Less: Loan Repayments	(885)		(885)						(885)	(881)
Net Loan Funds (Payments/Receipts)	615		615		275	(175)			715	(881)
Reserves	10,345	7,046	17,391	(4,510)	(18,662)	(716)	(7,500)	(8,358)	(22,355)	(27,248)
Closing Working Capital	3,367	(45)	3,322	428	(726)	30	0		3,053	9,069
Net change in Working Capital	743		743	(428)	726	(30)	(0)		1,012	(5,004)