

Quarterly Review Report



Four Year Delivery Plan 2014 – 2018
including One Year Operational Plan 2014/2015

Quarter Three
January – March 2015

 **City of Ryde**

Lifestyle and opportunity @ your doorstep

Contents

General Manager's Overview	04
Outcome Summaries	12
A City of Liveable Neighbourhoods	13
A City of Wellbeing	16
A City of Prosperity	21
A City of Environmental Sensitivity	26
A City of Connections	30
A City of Harmony and Culture	34
A City of Progressive Leadership	39
Projects by Program	44
Open Space, Sport and Recreation Program	44
Roads Program	46
Property Portfolio Program	48
Catchment Program	50
Centres and Neighbourhood Program	52
Library Program	54
Governance and Civic Program	56

Customer and Community Relations Program	57
Community and Cultural Program	59
Risk Management Program	62
Paths and Cycleways Program	64
Environmental Program	66
Strategic City Program	67
Land Use Planning Program	68
Traffic and Transport Program	70
Economic Development Program	71
Organisational Development Program	72
Foreshore Program	73
Regulatory Program	74
Waste and Recycling Program	76
Internal Corporate Services Program	78

Appendices

Appendix A	81
Appendix B	86
Appendix C	97

General Manager's Overview

Quarterly Overview

This Quarterly Review reports on the progress towards the achievement of the City of Ryde's Delivery Plan 2014-2018 including One Year Operational Plan 2014/15 as at 31 March 2015. Council monitors the progress of the Operational Plan on a quarterly basis, with the report highlighting Council's performance against key indicators and the planned projects.

It is pleasing that Council is tracking well with our schedule of Capital and Non-Capital projects to be delivered for the 2014/15 year. Thirteen projects are reported as complete by the end of quarter three. However, in this report there are a number of projects reported with a status of 'action required' and are also flagged to be carried over to next financial year. Further information on the projects is detailed in the programs section of this document in addition to Council's report. We estimate that there will be carryovers of approximately \$8 million from the Capital Works Budget into the 2015/16 financial year, for reasons that include uncontrollable delays from State or other agencies, managed delays that have previously been reported to Council, either on the particular project or through the Capital Works Projects Report, reported monthly to Council's Works and Community Committee. The balance of Council's projects are reported to be on track for completion this financial year.

As a result of the March Quarterly Review, Council's Operating Income is projected to increase higher than Operating Expenses leaving a net increase in Operating Surplus of \$1.30 million which is being utilised for Capital or transferred to reserves. The proposed budget adjustments will result in an increase to Council's Working Capital by \$0.03 million to \$3.05 million. Further information about Council's financial position can be found in the section below.

As Council is aware, this period has been extremely busy, given Council's preparation in formulating its response to the State Government's 'Fit for the Future' initiative. Submissions from Councils in response to the 'Fit for the Future' are required to be lodged to IPART by 30 June 2015. In addition Council will be notified in late May 2015 if it has been successful with the SRV application and this information will be reported to Council on Tuesday 9 June 2015, when Council considers the Draft 2015–2019 Delivery Plan following its public exhibition from 6 May to 3 June 2015.

The following summary below is provided on the key components of Council's Operational Plan 2014-2015 and is supported by detailed information in the appendices.

Financial Position

Following this quarter's budget review as stated, Council's financial position has improved with a net increase of \$1.30 million in Council's Operating Surplus. A majority of this increase will be for Capital Projects with the funds being transferred to Reserves.

Also, Council's available Working Capital has increased by \$0.03 million to \$3.05 million.

The Capital Works Program, YTD, is at approximately 46.47% net financially, excluding contributed assets.

Operating expenses, YTD, are within 19.92% (favourable) of the budgeted amounts, which is a good result.

Operating Income (Base Budget and Non-Capital & Capital Income) is projected to increase by \$2.87 million (2.35%) and Operating Expenses are projected to increase by \$1.58 million (1.82%), a net increase in Operating Surplus of \$1.30 million to \$37.28 million.

Council had budgeted to undertake \$33.98 million of capital works. This is projected to increase by \$0.34 million, resulting in a revised total capital works budget of \$34.32 million.

Base Budget

Base Budget Income is projected to increase by \$0.71 million to \$99.89 million, while Base Budget Expenses are projected to increase by \$0.79 million to \$84.56 million, giving a net projected decrease in the Base Budget Surplus of \$0.08 million (-0.52%).

Non-Capital Budget

Non-Capital Expenses are projected to increase by \$0.79 million to \$3.40 million, giving a net projected increase in net Non-Capital Expenditure of \$0.80 million (31.67%).

Capital Budget

Capital Income is projected to increase by \$2.18 million to \$25.29 million, while Capital Expenses are projected to increase by \$0.34 million to \$34.32 million, giving a net projected reduction in net Capital Expenditure of \$1.84 million (-16.93%).

Reserve Movements

The net movement of Reserves was budgeted to be a net transfer to reserves of \$5.78 million for works carried over plus funding other works. This is projected to have a net increase of \$0.75 million to reserves to a total of \$6.53 million transfer to reserves.

Financial Position Overview

	Original Budget 2014/15 (\$'000)	Carryover Budget 2014/15	Previously Approved Changes	Revised Budget 2014/15	Proposed Changes 2014/15	Projected Budget 2014/15	Actual YTD 2014/15	Budget YTD 2014/15	% Variance
Base									
Income	(97,794)		(1,381)	(99,175)	(710)	(99,885)	(93,797)	(87,709)	6.94%
Expenditure ¹	85,259	108	(1,592)	83,775	789	84,564	51,825	63,867	-18.86%
Net	(12,535)	108	(2,973)	(15,400)	80	(15,321)	(41,972)	(23,842)	76.04%
Non-Capital									
Income	(103)	(14)	40	(77)	15	(62)	(40)	(55)	-27.75%
Expenditure	1,519	1,238	(147)	2,610	787	3,397	1,129	2,255	-49.93%
Net	1,416	1,224	(107)	2,533	802	3,335	1,089	2,200	-50.49%
Capital									
Income	(424)	(1,427)	(21,265)	(23,115)	(2,177)	(25,292)	(24,140)	(21,545)	12.04%
Expenditure	24,171	7,141	2,669	33,981	337	34,318	15,948	27,277	-41.53%
Net	23,747	5,714	(18,595)	10,866	(1,839)	9,026	(8,192)	5,732	-242.94%
Reserve Movement	(10,345)	(7,046)	23,172	5,781	753	6,534	8,085	16,084	-49.73%
Other Items									
Book Value of Assets	(925)		(924)	(1,849)		(1,849)	(1,400)	(924)	
Advances									
Loan Proceeds	(1,500)		(275)	(1,775)	175	(1,600)		(1,400)	-100.00%
Loan Repayments	885			885		885	712	551	29.21%
Total Other Items	(1,540)		(1,199)	(2,738)	175	(2,563)	(688)	(1,773)	-61.20%
Net Change In Working Capital	743		298	1,041	(30)	1,012	(41,678)	(1,599)	2505.97%

¹ Excluding depreciation

Progress against Indicators

Our performance indicators help to provide a snap shot of the organisation's health. Corporate indicators focus on major areas across the whole organisation and program indicators track how we are delivering on specific elements within each of the 21 programs outlined in our Delivery Program 2014-2018 including One Year Operational Plan 2014/15.

Corporate Indicators

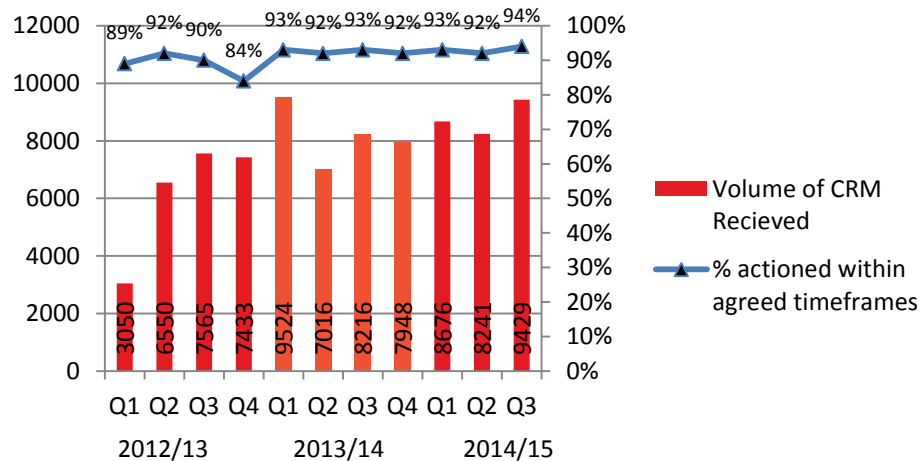
As identified in the table below, all the corporate indicators are, with the exception of one, on track.

Measure	Performance Indicator	2014/15 Target	Quarterly Result	Status	Comments
Responsiveness to customer requests	% customer requests actioned within agreed timeframes (currently 10 working days)	>= 90%	94%	🟢	
Responsiveness to customer requests	% of inward correspondence actioned within agreed timeframes (currently 10 working days)	>= 90%	94%	🟢	
Effective complaints handling	% of Tier One and Two Complaints resolved within agreed standards	= 100%	100%	🟢	
Base Budget management	% variance of YTD approved base budget Income as at last quarter (That you are not more than 2% under your approved Base Budget Income)	>= -2%	6.94%	🟢	
Base Budget management	% variance of YTD approved Base Budget Expenditure as at last quarter (That you are not more than 2% over your approved Base Budget Expenditure)	<= 2%	-18.86%	🟢	
Projects are well managed	% project milestones completed on time	>= 90%	96%	🟢	Of the 81 scheduled milestones Q3 78 were completed on time.
Occupational Health and Safety	Number of LTI days per quarter (reduction from previous quarter)	Q2 = 171	106	🟢	

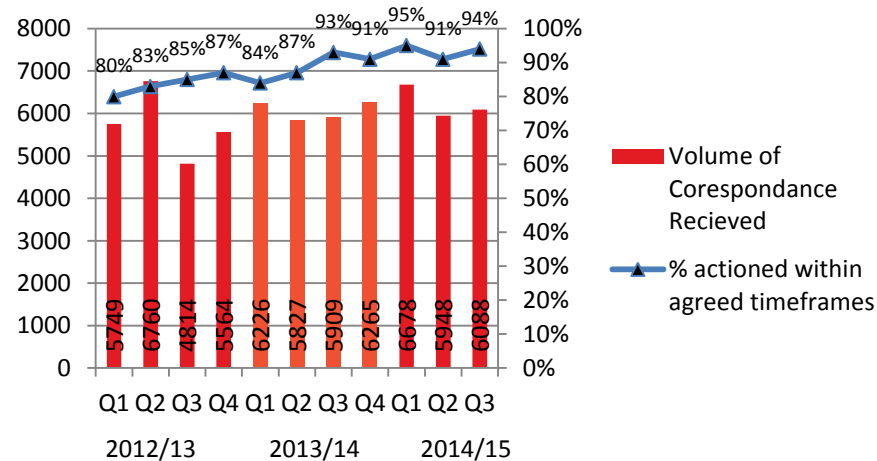
Measure	Performance Indicator	2014/15 Target	Quarterly Result	Status	Comments
Management of Annual Leave balances in excess of 40 days	Number of staff with annual leave balances of >40 days (reduction from previous quarter)	Q1 = 11	23	✗	Highlighted with management and steps put in place to attempt reduce annual leave by end of the financial year.
Risk Management	% of internal audit recommendations implemented within agreed timeframes	= 100%	100%	🔄	

Of particular note the following areas demonstrate improvements in Council's performance against previous trends or targets:

Customer Requests - CRMs



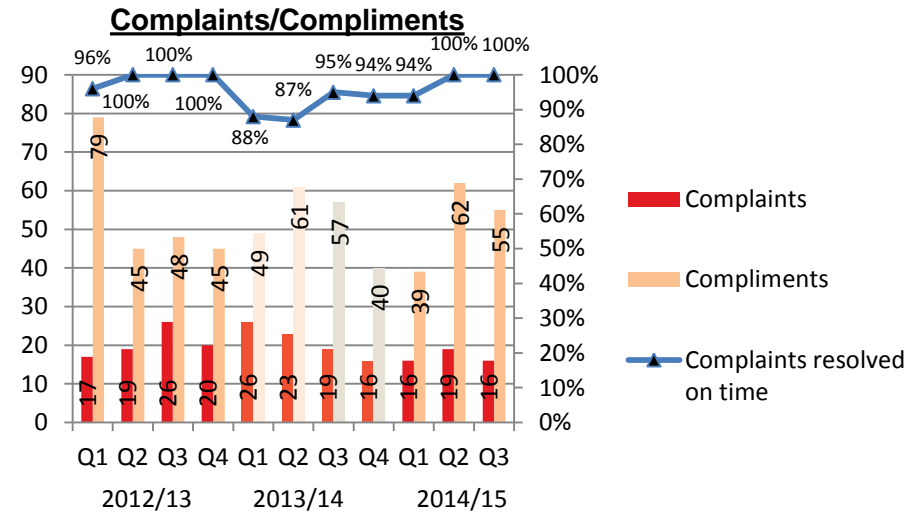
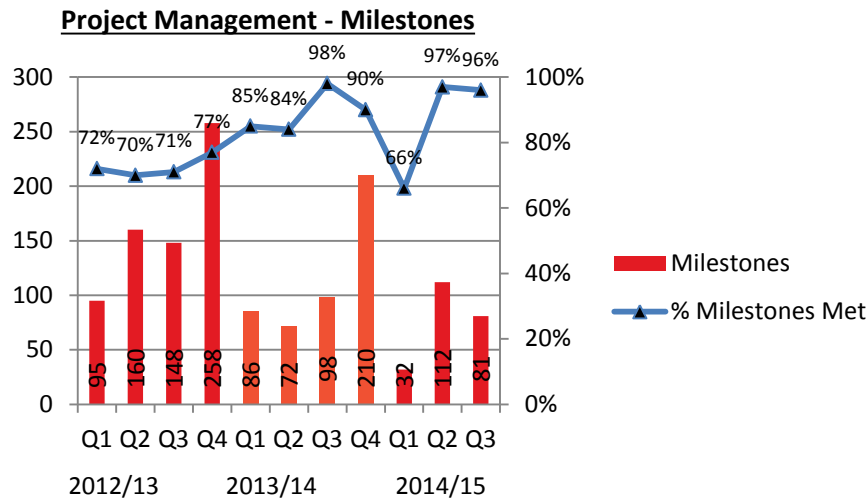
Correspondence Received



- We have continued our high response to customer requests, despite a 14% increase in volume our result still increased by two percent to 94% for requests actioned within agreed timeframes. This is above our target of 90% and highlights our continued commitment to excellent customer service.

- Our responsiveness to inward correspondence has increased three percent from last quarter, increasing our score to 94% which is over our target of 90%. We will look to maintain our continued improvements toward this indicator in the coming quarters.

The following corporate indicators still meet the target this quarter, noting that the organisation will be working to improve further or maintain this result at the next quarter:-

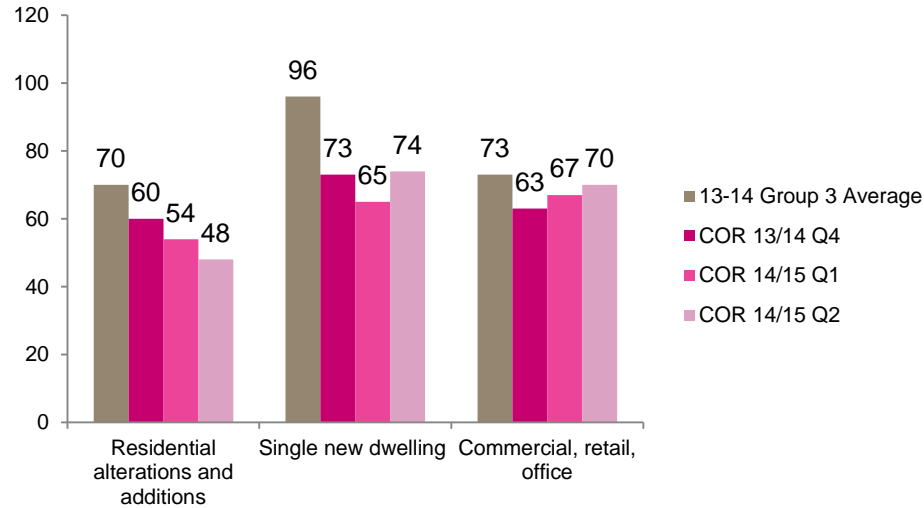


- We had a slight decrease of one percent in our number of milestones met on time indicator in Q3, with a result of 96% against our target of 90%. This measure is only for milestones scheduled in Q3 and of the 81 milestones scheduled, 78 were met on time. As can be seen in the in the graph above, the trend over the last two years has the majority of milestones scheduled for Q4.
- Our handling of complaints indicator was maintained at our target of 100%. This is a very good result for this indicator. It is positive to note that the number of compliments still continue to far outweigh the complaints received.

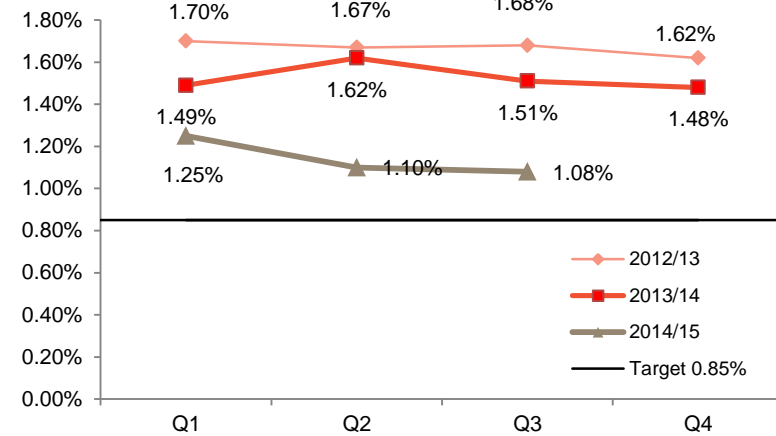
Program Indicators

I would like to draw particular attention to the following areas of Council where performance has improved against previous trends or targets:

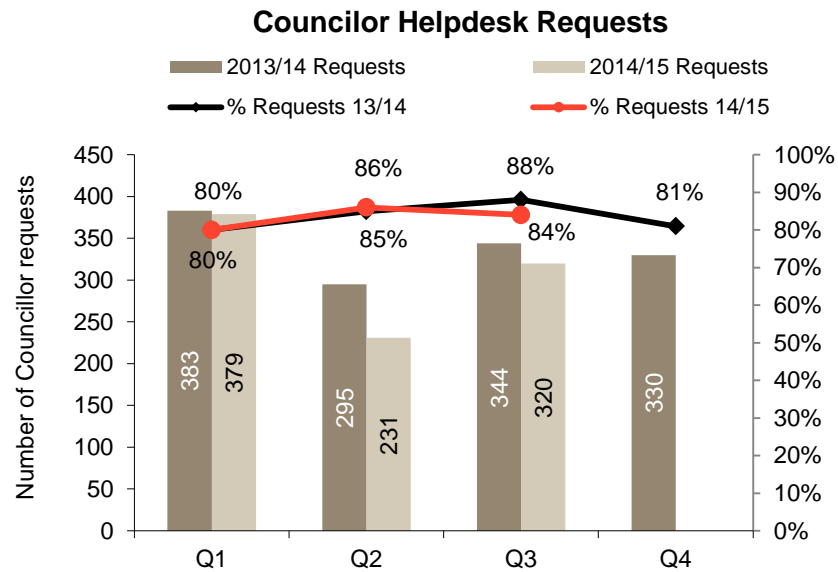
Mean gross DA determination times



Interest on Investments - % above benchmark



- We continue to see improvements in our mean gross DA determination times against the group three Council averages. We have improved the determination times by a further six days for residential alterations and additions which is a very good result. Single new dwellings and commercial, retail and office was slightly higher than last quarter but still a very good result and below the target.
- Council's investments still continue to exceed the investment benchmark. Despite a decline from the previous two quarters, we still continue to track above the benchmark. With the cash rate at an historical low we have been doing well to hold our returns at this level.



- We have decreased our score by one percent to 84% for our indicator on Councilor Helpdesk response times. This is still slightly below our target of 90% but is still a positive result as there was a 38% increase in volume received from Q2.

We welcome any feedback on this Quarterly Review Report and would appreciate any comments or suggested improvements.

Regards

Gail Connolly
General Manager



Outcome Summaries

City of Liveable Neighbourhoods|
City of Wellbeing| City of Prosperity|
City of Environmental Sensitivity|
City of Connections| City of Harmony
and Culture| City of Progressive
Leadership|

A City of Liveable Neighbourhoods

A range of well-planned clean and safe neighbourhoods, and public spaces, designed with a strong sense of identity and place.

Goal One	Goal Two	Goal Three
All residents enjoy living in clean, safe, friendly and vibrant neighbourhoods	Our community has a strong sense of identity in their neighbourhoods and are actively engaged in shaping them.	Our neighbourhoods thrive and grow through sustainable design, planning and regulation that support community needs

Financial Position

- Development income from application fees and enforcement charges remains strong and income projections for this outcome area have been adjusted to reflect this. Expenditure has also been adjusted as a result of the high volume of applications requiring processing. Overall, the net Base Budget position has improved.
- \$250,000 of VPA income was received and reported in Quarter 2.
- \$15,000 has been added to the Non-Capital budget as per Council's resolution of 14 April 2015 for the preparation of an Affordable Housing Policy.
- While Capital expenditure is significantly under budget, the bulk of Capital works are scheduled for Q3 and 4.

	Revised Budget 2014/15 (\$'000)	Proposed Changes 2014/15	Projected Budget 2014/15	Actual YTD 2014/15	Budget YTD 2014/15	% Variance
Base						
Income	(3,737)	(274)	(4,011)	(3,737)	(2,932)	27.47%
Expenditure	8,067	250	8,317	5,603	6,168	-9.15%
Net	4,330	(24)	4,306	1,866	3,236	-42.33%
Non-Capital						
Income						
Expenditure	53	15	68	23	53	-56.68%
Net	53	15	68	23	53	-56.68%
Capital						
Income	(225)		(225)	(225)	(225)	
Expenditure	828		828	368	628	-41.43%
Net	603		603	143	403	-64.57%
Reserve Movement	(243)	15	(228)	45	(223)	-120.01%
Other Items						
Book Value of Assets						
Advances						
Loan Proceeds						
Loan Repayments						
Total Other Items						
Net Change In Working Capital	4,743	6	4,749	2,077	3,469	-40.14%



Progress against Projects

With detailed designs for Quarry Road and Sager Place completed in Q2, notification and construction commenced in Q3 and works will continue into Q4. At this stage works are on-track and no carryover is proposed, however, should works be further impacted by adverse weather this may be re-assessed during Q4.

Notification for planting works commenced in Q3 and planting is scheduled in Q4.

Operational Plan Projects for 2014/2015

Key:  On track  Action required  Complete  Not started  Cancelled  Deferred

Program/projects	Status	Comment
Open Space, Sport & Recreation program		
Street Tree Planting Program		Procurement of contractors in progress
Centres and Neighbourhood program		
Neighbourhood Centre Renewal		This project consists of the public domain upgrades in Quarry Rd and Sager Place. No funds are predicted to be carried over into 2015/16 at this stage, as the works are on-track for completion by 30 June. Funds are available in 2015/16 for the continuation of the works in Sager Place.



A City of Wellbeing

A healthy and safe community, with all supported throughout their life by services, facilities and people.

Goal One	Goal Two	Goal Three
Our residents are encouraged and supported to live healthy and active lives.	All residents feel supported and cared for in their community through the provision of ample services and facilities.	Residents feel secure and included in an environment where they can connect socially and are supported by their neighbours.

Financial Position

- Base Budget is on track to meet yearly target with YTD Income up by 2.28% on budget and YTD expenditure is below budget by 7.20%.
- Non-Capital Projects expenditure YTD is \$79,000 and Capital Projects expenditure YTD is \$4,639,000. Potential carryovers have been identified under individual programs.

	Revised Budget 2014/15 (\$'000)	Proposed Changes 2014/15	Projected Budget 2014/15	Actual YTD 2014/15	Budget YTD 2014/15	% Variance
Base						
Income	(8,009)	(78)	(8,087)	(6,246)	(6,106)	2.28%
Expenditure	15,415		15,415	10,484	11,297	-7.20%
Net	7,407	(78)	7,328	4,238	5,191	-18.35%
Non-Capital						
Income		(4)	(4)	(27)		
Expenditure	276	4	280	79	214	-62.95%
Net	276		276	53	214	-75.36%
Capital						
Income	(1,580)	(193)	(1,773)	(720)	(1,580)	-54.47%
Expenditure	9,688	61	9,749	4,639	8,375	-44.62%
Net	8,108	(132)	7,976	3,919	6,795	-42.32%
Reserve Movement	(4,823)	150	(4,673)	1,841	(4,649)	-139.60%
Other Items						
Book Value of Assets						
Advances						
Loan Proceeds	(1,500)		(1,500)		(1,125)	-100.00%
Loan Repayments	329		329	322	137	134.79%
Total Other Items	(1,171)		(1,171)	322	(988)	-132.60%
Net Change In Working Capital	9,797	(60)	9,736	10,373	6,564	58.03%



Progress against Projects

Highlights this quarter include:

- Completion of Memorial Park Playground
- First scooter clinic conducted as part of the Active in Ryde Program
- Gladesville Library, the last of our 'traditional' libraries has seen substantial change to the front area to create a new look and feel. The project will continue over the next 18 months.
- The Community Information Expo was held on 19 March at Eastwood Plaza. Information stalls at the Expo provided information for families on services including: legal, health, employment, disability, education and training, family support services, settlement, as well as information from community groups. Over 500 people from different cultural backgrounds attended and enjoyed the day.
- The Community Grants Program applications closed on 16 March and 84 applications were received. Up to 39 representatives from different community organisations and sports clubs attended the information sessions on grants application.
- There is an increase of 10% in clients from CALD backgrounds accessing the Home Modification & Maintenance Service this quarter (37%) compared to the same quarter last year (27%). This is due to a series of information sessions on HMMS targeted at the CALD community and free maintenance promotion for eligible clients from CALD background.
- New Starting Blocks for Competition Pool at RALC were installed this quarter.

Operational Plan Projects for 2014/2015

Key: On track Action required Complete Not started Cancelled Deferred

Program/projects	Status	Comment
Open Space, Sport & Recreation program		
Active in Ryde Program Implementation		
ELS Hall Park #1 - Synthetic Surface		Design being finalised, tender documentation currently being prepared. Proposed carryover of \$1,000,000 on a 2 year project.
Implementation of Children Play Plan -P2		Community Consultation to commence in Q4. This project is flagged as a potential carryover into 2015/16 year.
Plan for sustainable management of sport		Consultants brief finalised and project scheduled to be completed at the end of the calendar year. This project is flagged as a potential carryover into 2015/16 year.
Playground Construction - Renewal		This project is flagged as a potential carryover into 2015/16 year.
RALC Asset Renewal		Stadium LED & replacement netting completed in January, refurbishment of staff room completed in March, wave pool duct work replacement underway, order placed for replacement dulcometers
Sportsfield Renewal & Upgrade		Community Consultation ongoing for Dinghy Rack Project and ELS Hall Park Baseball Facilities. Works to commence in Q4. This project is flagged as a potential carryover into 2015/16 year. Expenditure to occur in Q1 2015/16.
Sportsground Amenities Renewal & Upgrade		NSW Government grant for additional works to occur in Q1 2015/16. This project is flagged as a potential carryover into 2015/16 year.
Library program		
Community Buildings Renewals - Libraries		CCTV project near completion. Air conditioning project programmed for Q4. Procurement of contractors for Eastwood Library air-conditioning underway.

Program/projects	Status	Comment
Digital enhancement for Libraries	🔄	Procurement of contractors in progress.
Community and Cultural program		
Community Buildings Renewal	🔄	Sub projects include: 1) Kitchen upgrade; North Ryde Hall, 2) Hazmat reporting for priority buildings,3) Hazmat Buildings Remedial works, 4)Termite Baiting BFH - Completed 5)Willandra House renewal 5) Fall Arrest system 6) WRCC Foyer lighting and painting - completed.
Community Garden & Nursery	🔄	Expenditure for Garden Beds and Shade House to occur in Q4.
Temporary Employment of P/T Officer	✓	



A City of Prosperity

Creating urban centres which champion business, innovation and technology to stimulate economic growth and local jobs.

Goal One	Goal Two	Goal Three
Our Community and businesses across the city flourish and prosper in an environment of innovation progression and economic growth.	Our city is well-designed and planned to encourage new investment, local jobs and business opportunities.	Macquarie Park is recognised globally and locally as an innovative education and technology hub.

Financial Position

- Council resolved on 14 April 2015 to allocate \$1.3 million to public domain works in Rowe St.
- Council has also received \$657,000 in VPA contributions to be brought to account this quarter.
- Project Expenditure is below budget, this is largely due to a number of projects progressing under-budget and also due to scope changes to the Public Domain Renewals in Rowe St East (see project update for details).








	Revised Budget 2014/15 (\$'000)	Proposed Changes 2014/15	Projected Budget 2014/15	Actual YTD 2014/15	Budget YTD 2014/15	% Variance
Base						
Income	(15)		(15)	(10)	(12)	-17.86%
Expenditure	1,264		1,264	809	932	-13.20%
Net	1,249		1,249	799	920	-13.14%
Non-Capital						
Income						
Expenditure	489		489	327	392	-16.45%
Net	489		489	327	392	-16.45%
Capital						
Income	(6,489)	(657)	(7,145)	(6,600)	(6,489)	1.71%
Expenditure	2,410	1,314	3,724	650	1,891	-65.64%
Net	(4,079)	657	(3,422)	(5,950)	(4,598)	29.41%
Reserve Movement	3,451	(782)	2,668	5,487	6,043	-9.20%
Other Items						
Book Value of Assets						
Advances						
Loan Proceeds						
Loan Repayments						
Total Other Items						
Net Change In Working Capital	1,109	(125)	984	664	2,758	-75.93%


Progress against Projects

- At its meeting of 14 April 2015 Council resolved to increase the scope of works on Rowe St East. The commencement of works has been delayed to November 2015 to incorporate the additional works and funds will be carried over to 2015/16 accordingly.
- The Macquarie Park Parking Study is progressing well, consultation with key stakeholders was undertaken in Q3 and it is expected that the study can be completed within budget and reported to Council in Q1 2015/16. The Implementation of the Macquarie Park marketing plan, which includes the recently delivered Macquarie Park Prospectus and the ongoing management of the Macquarie Park website, is also on-track and under-budget.
- This quarter saw another successful Ryde Business Bootcamp program; participants received training covering marketing, business planning, financial management, and online selling. Feedback from participants was positive and the next Bootcamp is scheduled for September.
- The Implementation of the Economic Development Plan, taking in programs such as Small Business September, the Business Bootcamps, the Small Business Website, the Ryde Jobs and Skills Expo, and a range of other initiatives will be delivered under budget, with unspent funds returned to General Revenue. The new Economic Development Plan was also developed in-house and adopted by Council in early Q3 under-budget.

Operational Plan Projects for 2014/2015

Key:  On track  Action required  Complete  Not started  Cancelled  Deferred

Program/projects	Status	Comment
Centres and Neighbourhood program		
Multi Function Poles in Macquarie Park		Project deferred by the Works and Community Committee at its meeting of 4 November 2014. The land owner has advised Council that they are seeking to develop the land; the multi-function poles can be delivered as part of that development should it proceed.
Public Domain Upgrade Lane Cove (east)		Project deferred by the Works and Community Committee at its meeting of 4 November 2014. The land owner has advised Council that they are seeking to develop the land; upgrades to the public domain can be delivered as part of that development should it proceed.
Public Domain Upgrade Waterloo Rd		The project is a continuation of the public domain upgrade works to Waterloo Road. The works will be completed by 30 June and no carryover of funds is expected.
Town Centre Upgrade Renewal		This two year project (2014/15 and 2015/16) is for the renewal of the public domain in Rowe Street East. Construction of the works were to commence in May 2015 - however due to a variation in scope (Council resolution – 14 April 2015) the commencement date of works has been delayed to November 2015. This project is flagged as a potential carryover into 2015/16 year.
Land Use Planning program		
Macquarie Park Parking Study		This project is approximately 60% complete and will be finalised by June. The project will be delivered within budget.
Transport Management Association		
Economic Development program		
Economic Development Plan Implementation		The delivery of the Program is progressing well - unspent funds will be returned to General Revenue.

Program/projects	Status	Comment
Implementation-Macq Park Marketing Plan		The implementation of the program is progressing well - unspent funds will be returned to the Macquarie Park Special Rate Levy.



A City of Environmental Sensitivity

Working together as a community to protect and enhance our natural and built environments for the future.

Goal One	Goal Two	Goal Three
Our residents, businesses and visitors collaborate in the protection and enhancement of our natural environment.	To encourage and enable all our residents to live a more environmentally sensitive life.	As we grow, we protect and enhance the natural and built environments for future enjoyment and manage any impacts of climate change.

Financial Position

- The City of Environmental Sensitivity outcome had a favourable year to date base budget income result of 11%.
- Capital expenditure has an actual spend of \$2,474,000 including commitments against a YTD budget of \$2,643,000
- Non - Capital expenditure has an actual spend of \$328,477 including commitments against a YTD budget of \$445,606, with expenditure to be incurred in the last quarter.

	Revised Budget 2014/15 (\$'000)	Proposed Changes 2014/15	Projected Budget 2014/15	Actual YTD 2014/15	Budget YTD 2014/15	% Variance
Base						
Income	(18,196)	(30)	(18,226)	(18,109)	(16,453)	10.07%
Expenditure	22,310	30	22,340	11,171	15,808	-29.34%
Net	4,114		4,114	(6,939)	(644)	976.98%
Non-Capital						
Income	(13)		(13)	(6)		
Expenditure	516	237	754	221	446	-50.47%
Net	503	237	741	215	446	-51.83%
Capital						
Income	(110)		(110)		(110)	-100.00%
Expenditure	3,436	(206)	3,230	2,006	2,643	-24.10%
Net	3,326	(206)	3,120	2,006	2,533	-20.80%
Reserve Movement	(4,730)	(64)	(4,794)	78	(476)	-116.42%
Other Items						
Book Value of Assets						
Advances						
Loan Proceeds						
Loan Repayments						
Total Other Items						
Net Change In Working Capital	3,214	(33)	3,181	(4,640)	1,859	-349.62%

Progress against Projects

All commenced projects are on track. Highlights this quarter include:

- Successful completion of the No Littering – Eastwood project (Budget \$50,000).
- Successful completion of the Shrimpton's Creek Stormwater Work Stage 2 (Budget \$91,000).
- The Stormwater Asset Replacement Renewal Cluster (Budget \$864,909) is currently on track and nine (out of the 13 projects) have been successfully completed. There are four projects that are on track, and due to be completed in the last quarter.

Operational Plan Projects for 2014/2015

Key: On track Action required Complete Not started Cancelled Deferred

Program/projects	Status	Comment
Open Space, Sport & Recreation program		
Delineation of Natural Area		Project to be undertaken in Quarter 4.
Park & Open Space Tree Planting Program		Procurement of contractors in progress.
Protecting Biodiversity in Ryde		Consultants engaged and funds committed. Project to be completed at the end of the calendar year as scheduled - This project is flagged as a potential carryover into 2015/16 year.
Shrimptons Creek - termite infestation		Scope increase identified after investigation completed. Project to now be completed in Q1 2015/16. This project is flagged as a potential carryover into 2015/16 year.
Sportsground Subsidence Program		Works will be completed in Q4.
Catchment program		
Stormwater Asset Replacement Renewal		



Program/projects	Status	Comment
Stormwater Improvement Works Renewal	🔄	
Environmental program		
Lighting Upgrade - Council Facilities	🔄	Ryde Civic Centre Upgrade further scoped in Q3 and on-ground works scheduled to commence in Quarter 4. Work will continue over Q1 and Q2 of 2015/16. West Ryde Library Upgrade still scheduled for Q2, 2015/16 and as previously advised work to Operations Centre was completed in Q2 as scheduled - This project is flagged as a potential carryover into 2015/16 year.
Waste and Recycling program		
Home Waste & Sustainability	🔄	Ryde Sustainability Home Challenge was held and over 100 home audits completed to end of Quarter 3 this year. Project is being very well received by homeowners.
No Littering - Eastwood	✓	
Porters Ck Protection Earthwrks&Reconfig	🔄	Council resolved to proceed with transfer of land, negotiations underway.
Waste - to - Art	🔄	Consultant commenced and project on track, with exhibition and awards night scheduled for end of Quarter 1 of 2015/16, as scheduled. This project is flagged as a potential carryover into 2015/16 year.



A City of Connections

Access and connection to, from and within the City of Ryde. Providing safe, reliable and affordable public and private travel, transport and communication infrastructure.

Goal One	Goal Two	Goal Three
Our residents, visitors and workers are able to easily and safely travel on public transport to, from and within the City of Ryde.	Our community has the option to safely and conveniently drive, park, cycle or walk around their city.	Our residents, visitors, workers and businesses are able to communicate locally and globally.

Financial Position

- The City of Connections outcome base budget had a favourable year to date base budget income result of 37% due to increase in developer permit fees received by Council
- Capital expenditure has an actual spend of \$5,911,000 including commitments against a YTD budget of \$6,858,000
- Non - Capital expenditure for the outcome has an actual spend of \$143,314 including commitments against a YTD budget of \$156,721, with expenditure to be incurred in the last quarter.

	Revised Budget 2014/15 (\$'000)	Proposed Changes 2014/15	Projected Budget 2014/15	Actual YTD 2014/15	Budget YTD 2014/15	% Variance
Base						
Income	(7,930)		(7,930)	(5,835)	(4,264)	36.82%
Expenditure	8,780		8,780	6,488	6,651	-2.45%
Net	850		850	654	2,387	-72.60%
Non-Capital						
Income	(14)		(14)		(5)	-100.00%
Expenditure	217		217	120	157	-23.22%
Net	203		203	120	152	-20.80%
Capital						
Income	(14,711)	(1,327)	(16,038)	(16,597)	(13,687)	21.26%
Expenditure	9,228	(611)	8,617	4,669	6,858	-31.92%
Net	(5,483)	(1,939)	(7,422)	(11,928)	(6,829)	74.68%
Reserve Movement	9,033	1,939	10,971	247	14,777	-98.33%
Other Items						
Book Value of Assets	(924)		(924)	(924)	(924)	0.00%
Advances						
Loan Proceeds						
Loan Repayments						
Total Other Items	(924)		(924)	(924)	(924)	0.00%
Net Change In Working Capital	3,679		3,679	(11,831)	9,563	-223.71%

Progress against Projects

All but one of the commenced projects are on track. Highlights this quarter include:

- The Road Resurfacing Program (\$3,095,825) is currently on track and nineteen (out of the 23 projects) have been successfully completed, including works at Gladstone Avenue, North Road and Waterview Street. There are six projects that are on track, and due to be completed in the last quarter.
- The Cycleways Constructions – Expansion (Budget \$358,000) is currently on track with two stages for Blaxland Road under construction and due to be completed in the last quarter.
- Successful completion of Refurbishment Banjo Paterson Park Wharf (Budget \$200,000).
- Successful completion of Bus Stop Seats - new (Budget \$56,000).

Operational Plan Projects for 2014/2015

Key: On track Action required Complete Not started Cancelled Deferred

Program/projects	Status	Comment
Roads Program		
Bridge Upgrade / Renewal		Quotations due in April, fabrication and installation due in June. Possible carryover if contractors are slower than anticipated.
Heavy Patching		
Road Kerb Renewal		Hermitage and Champion delayed by associated kerb and drainage repairs. Alternative listing from 2015/16 will be undertaken to use program funds.
Road Resurfacing Renewal		

Centres and Neighbourhood program



Program/projects	Status	Comment
Ped Access & Mobility Plan - Macq Park	🔄	The project implements three work items listed in the Macquarie Park PAMP. Two items relate to the construction of works that improve pedestrian safety and the other is for the development of a concept design. The works will be completed by 30 June.
Paths and Cycleways program		
Bus Stop DDA compliance	🔄	Works complete, invoices and payments yet to be processed.
Cycleways Construction - Expansion	🔄	Some outstanding works for Blaxland Rd works Stage 4 delayed by contractual reasons and will be finalised Q4.
Footpath Construction Expansion	🔄	Collins St delayed due to property owner not constructing new driveway to approved levels. Trevitt Rd deferred until owner completes adjacent building. Plassey Rd delayed due to REF & NPWS agreement - see separate project. This project is flagged as a potential carryover into 2015/16 year.
Footpath construction Julius Ave	🔄	Design delayed due to problems with utility services and narrow nature strip. Anticipated works will commence in late May but possible carryover of the balance.
Footpath construction Plassey Rd	✖	REF identified a rare plant species requiring re-design and NPWS approvals. Expected that tender will be complete and contractor started in Q4. This project is flagged as a potential carryover into 2015/16 year.
Footpath Construction Renewal	🔄	Progressive replacement of sections from asset condition audit program will be completed.
Traffic & Transport program		
Bus Shelters - new	🔄	Two shelters ordered, installation programmed for May 2015.
Bus Stop Seats - new	🔄	
Top Ryder Community Bus Service	🔄	

Program/projects	Status	Comment
Traffic Calming Devices	🔄	Original programmed works complete, with Traffic Committee items to be completed in Q4.
Traffic Facilities Khartoum and Waterloo	🔄	Detailed design in progress for civil works, signal and associated infrastructure changes, prior to final RMS approval. Construction phase traffic management plan to be completed in Q4, scheduled as a multi-year project.
Traffic Facilities Renewal	🔄	
Foreshore program		
Seawalls/Retaining Walls Refurbishment	✖	Pilot construction successful. Design and NSW Fisheries full approval anticipated in April, with purchase of the bulk of the stone occurring Q4 with works to commence in July. Total project cost will be greater than original allocation requiring continuation into 2015/16 program subject to report to Works & Community Committee.

A City of Harmony & Culture

A welcoming and diverse community, celebrating our similarities and differences, in a vibrant city of culture and learning.

Goal One	Goal Two	Goal Three
Our residents are proud of their diverse community, celebrating their similarities and differences.	People living in and visiting our city have access to an inclusive and diverse range of vibrant community and cultural places and spaces.	Our community is able to learn and grow through a wealth of art, culture and lifelong learning opportunities.

Financial Position

- Base Budget is on track to meet yearly target with YTD Income up by 20.36% as Hunters Hill Library Q4 contribution was paid in Q3 and YTD expenditure is below budget by 3.46%.
- Non-Capital Projects expenditure YTD is \$55,000 and Capital Projects expenditure YTD is \$331,000. Potential carryovers have been identified under individual programs.



	Revised Budget 2014/15 (\$'000)	Proposed Changes 2014/15	Projected Budget 2014/15	Actual YTD 2014/15	Budget YTD 2014/15	% Variance
Base						
Income	(1,060)		(1,060)	(1,071)	(890)	20.36%
Expenditure	4,946	39	4,985	3,729	3,862	-3.46%
Net	3,885	39	3,924	2,657	2,972	-10.59%
Non-Capital						
Income	(50)	19	(31)	(7)	(50)	-86.20%
Expenditure	213	(19)	194	55	201	-72.46%
Net	163		163	48	151	-67.90%
Capital						
Income						
Expenditure	425		425	331	319	3.93%
Net	425		425	331	319	3.93%
Reserve Movement	(125)		(125)	98	(125)	-177.85%
Other Items						
Book Value of Assets						
Advances						
Loan Proceeds						
Loan Repayments						
Total Other Items						
Net Change In Working Capital	4,348	39	4,387	3,134	3,316	-5.48%

Progress against Projects

Highlights this quarter include:

- Several collaborative projects have emerged as a result of two successful social inclusion project roundtables with disability organisations within Ryde. A film on social inclusion Ryde – *Belong- people, places and possibilities* was developed and screened at various forums within City of Ryde including the Council Chambers.
- The Ryde International Women’s Day “Make it Happen” Forum was held on 11 March at Eden Gardens. The Forum explored the successes and challenges women in Ryde face in contributing to community and civic life and provided an opportunity for women to engage with speakers and each other around the issues that concerned them. 75 participants mostly women attended this event.
- Lunar New Year Festival was held with over 10,000 people in attendance
- Cinema in the Park series continued
- Average attendance at Library events is now 35 per event, with an overall growth in attendance
- The Online library continues to grow with Wi-Fi logins YTD figure 19% higher than at the same time last year, E-loans YTD figure is 11% higher than at the same time last year and Q3 E-loans were 8.6% of all loans (up from 6.9% in Q3 last year).

Operational Plan Projects for 2014/2015

Key: On track Action required Complete Not started Cancelled Deferred

Program/projects	Status	Comment
Library program		
Library Books		
Community and Cultural program		
Hungry for Art		Contractor appointed, program finalised and advertised. Festival dates: 7 May to 13 June 2015.
Ryde Remembers - ANZAC		This project is flagged as a potential carryover into 2015/16 year.
Ryde Youth Theatre Group		The project consists of 3 sub-projects (1) the Theatre Program which is progressing well and as planned. (2) The Business Plan for the future of the RYT. Stage one Business Plan (first draft completed in house). Stage two requires certification of elements of the plan by an independent expert. This will occur through April/May. (3) Venue & Meeting Space which has proven to be most challenging. Opportunities still being investigated. This project is flagged as a potential carryover into 2015/16 year.

A City of Progressive Leadership

A well led and managed city, supported by ethical organisations which deliver projects and services to the community by listening, advocating and responding to their needs.

Goal One	Goal Two	Goal Three
Our city is well led and managed.	The City of Ryde will deliver value for money services for our community and our customers.	Our residents trust their council, feel well informed, heard, valued and involved in the future of their city.

Financial Position

- Base Budget proposes a net increase of \$142,000 which comprises an additional temporary audit resource as approved by the Audit and Risk Committee (\$100,000), additional RALC subsidy for pensioners brought to account (\$75,000), increase contribution to the Board of Fire Commissioners (\$66,000). These amounts have been partly offset by additional rate revenue.
- Non-Capital Budget has a net impact of zero in this review, noting that it is recommended to allocate fund for the 'Fit for the Future' project (\$500,000) and additional funds for the implementation of the procurement review (\$50,000). Both allocations are funded from reserves.
- Capital Budget has a net impact of zero in this review, noting that this review includes a reduction in the scope for the two property developments, that Council has undertaken community consultation on in Q3, relating to Victoria Road and the Argyle Centre. This also includes an adjustment of \$79,380 to the IT Capital Budget from the 2014/15 year and an additional allocation to the Technology One Project of \$50,000 to allow improved administration of utility accounts.

	Revised Budget 2014/15 (\$'000)	Proposed Changes 2014/15	Projected Budget 2014/15	Actual YTD 2014/15	Budget YTD 2014/15	% Variance
Base						
Income	(60,228)	(327)	(60,555)	(58,789)	(57,053)	3.04%
Expenditure	23,879	470	24,348	14,254	19,699	-27.64%
Net	(36,349)	143	(36,207)	(44,536)	(37,353)	19.23%
Non-Capital						
Income						
Expenditure	845	550	1,395	303	793	-61.78%
Net	845	550	1,395	303	793	-61.78%
Capital						
Income				1	545	-99.76%
Expenditure	7,966	(221)	7,746	3,285	6,563	-49.94%
Net	7,966	(221)	7,746	3,287	7,108	-53.76%
Reserve Movement	3,219	(504)	2,714	289	737	-60.74%
Other Items						
Book Value of Assets	(925)		(925)	(476)		
Advances						
Loan Proceeds	(275)	175	(100)		(275)	-100.00%
Loan Repayments	556		556	390	414	-5.75%
Total Other Items	(644)	175	(469)	(86)	139	-161.71%
Net Change In Working Capital	(24,962)	143	(24,820)	(40,743)	(28,576)	42.58%










Progress against Projects

All commenced projects are on track. Highlights for this quarter include:

- Council at its meeting on 10 February 2015, resolved to formally make an SRV application to IPART. Council's application was lodged on Monday 16 February 2015. Council will be notified in late May 2015 if it has been successful with the SRV application and this information will be reported to council on Tuesday 9 June 2015 when Council considers the adoption of the 2015–2019 Delivery Plan following its public exhibition.
- In this quarter Council undertook the community consultation on Council's investment Property Portfolio, namely the Argyle Centre and 741 Victoria Road.
- The IT Business Continuity Plan was successfully tested in February with all 18 identified systems recovered within four days.
- Council engaged four consultants (SGS, Percy Allen, Brian Dollery and Morrison Low) to investigate the option of a Joint Regional Authority to enable Council to best respond to the State Government's 'Fit for the Future' initiative. Council's progress in formulating its response to Fit for the Future is well progressed and due to be presented to Council in June 2015. Council conducted its public community meeting at the Civic Hall on Tuesday 5 May 2015, with approximately 100 residents in attendance.

Operational Plan Projects for 2014/2015

Key:  On track  Action required  Complete  Not started  Cancelled  Deferred

Program/projects	Status	Comment
Property Portfolio program		
Civic Centre Refurbishment		
Commercial Buildings Renewal		Construction commenced, slight delays due to wet weather in March. This project is flagged as a potential carryover into 2015/16 year.
Corporate Buildings Renewals		
Operational Buildings Renewal		Minor works commenced, completion expected by May 2015.
Outdoor Advertising Development		Initial feasibility report completed by Consultants. Report to Council scheduled for Q4. This project is flagged as a potential carryover into 2015/16 year.
Customer and Community Relations program		
eBusiness - Smart Forms		
Lets Talk Community Engagement		
Risk Management program		
Corruption Prevention System		
Electronic Incident Reporting - WH&S		
Internal Corporate Services program		

Program/projects	Status	Comment
Information Technology Renewals	🔄	<p>The IT BCP was successfully tested in February with all 18 identified systems recovered within 4 days.</p> <p>Information Management initiatives are progressing well with Council Asset&Customer Data Dictionary and NAR Data Improvement Plan being finalised.</p> <p>For e-Business, Open Space customer request interactions being migrated from TRIM to Merit to ensure a consistent customer experience and save staff time by streamlining the process. Mobile work force applications requirements gathered. The applications could enhance productivity for Public Work and Health&Building inspection staff members; and subsequently improved the related customer service quality.</p>
Plant & Fleet Purchases	🔄	Procurement of plant & fleet on track as per replacement schedule.
TechOne Enhancements	🔄	<p>Some delays have been experienced with updates, while others have been due to vendor availability.</p> <p>Contracts module has now gone live, with PDU and a planned roll out to other units across Council is happening.</p> <p>Easylink is working, this is the single click to open a document.</p> <p>Debt letter emailing will happen by the end of May.</p> <p>Debtrak to be used for Debt Recovery.</p> <p>Finance Footprint to be implemented to control and manage utility bills such as water and electricity.</p> <p>System has now been updated so we can configure Billing.</p> <p>New Debtor Request template is being rolled out.</p>



1. Open Space, Sport & Recreation program

Developing, delivering, maintaining and managing all our sports, recreation, outdoor, open spaces and natural areas infrastructure, services and facilities.

Key: 🔄 On track ✖ Action required ✔ Complete ⊖ Not started ⊘ Cancelled ▶▶ Deferred

1.1. PERFORMANCE INDICATORS

Measure	2014/2015 Target	YTD Progress	Status	Comment
% of project milestones met on time	90%	98%	🔄	48 of 49 milestones completed YTD.
No. of visitors to RALC	>= 690,000	576,031	🔄	Q3 202,580, on track to meet yearly target.
% compliance with pool water bacteriological criteria	= 100%	100%	🔄	

1.2. BASE BUDGET

	YTD Budget \$	YTD Actual \$	Comment
Income	-5,147,000	-5,325,000	
Expense	10,120,000	9,043,000	
Total Base Budget	4,973,000	3,718,000	

1.3. PROJECTS

Approved Projects	2014/2015 Budget \$	YTD Actual \$	Status	Comment
Sportsfield Renewal & Upgrade	854,405	385,393	✖	Community Consultation ongoing for Dinghy Rack Project and ELS Hall Park Baseball Facilities. Works to commence in Q4.

Approved Projects	2014/2015 Budget \$	YTD Actual \$	Status	Comment
				This project is flagged as a potential carryover into 2015/16 year.
RALC Asset Renewal	188,000	78,263	🔄	Stadium LED & replacement netting completed in January, refurbishment of staff room completed in March, wave pool duct work replacement underway, order placed for replacement dulcometers.
Sportsground Amenities Renewal & Upgrade	1,032,584	818,853	✗	NSW Government grant for additional works to occur in Q1 2015/16. This project is flagged as a potential carryover into 2015/16 year.
Playground Construction - Renewal	300,600	54,190	✗	This project is flagged as a potential carryover into 2015/16 year.
Sportsground Subsidence Program	200,000	197,407	🔄	Works will be completed in Q4.
Active in Ryde Program Implementation	17,681	15,881	🔄	
Protecting Biodiversity in Ryde	115,000	0	✗	Consultants engaged and funds committed. Project to be completed at the end of the calendar year as scheduled - This project is flagged as a potential carryover into 2015/16 year.
Plan for sustainable management of sport	125,000	0	✗	Consultants brief finalised and project scheduled to be completed at the end of the calendar year. This project is flagged as a potential carryover into 2015/16 year.
Street Tree Planting Program	119,617	59,725	🔄	Procurement of contractors in progress. Trees purchased.
Park & Open Space Tree Planting Program	37,489	26,003	🔄	Procurement of contractors in progress. Trees purchased.
Delineation of Natural Area	12,500	3,585	🔄	Project to be undertaken in Q4.
ELS Hall Park #1 - Synthetic Surface	1,230,000	199,164	✗	Design being finalised, tender documentation currently being prepared. This project is flagged as a potential carryover into

Approved Projects	2014/2015 Budget \$	YTD Actual \$	Status	Comment
				2015/16 year.
Shrimptons Creek - termite infestation	70,000	10,500	✗	Scope increase identified after investigation completed. Project to now be completed in Q1 2015/16. This project is flagged as a potential carryover into 2015/16 year.
Implementation of Children Play Plan -P2	1,372,500	225,000	✗	Community Consultation to commence in Q4. This project is flagged as a potential carryover into 2015/16 year.

New Projects	2014/2015 Budget \$	YTD Actual \$	Status	Comment
Restoring Blue Gum High in Darvall Park	27,000	10,854	🔄	Project commenced remaining funds committed. This project is flagged as a potential carryover into 2015/16 year.
Restoring Blue Gum High in Denistone Pk	19,000	6,280	🔄	Project commenced remaining funds committed. This project is flagged as a potential carryover into 2015/16 year.
Refurbishment Banjo Paterson Park Wharf	200,000	193,560	✓	
Starting Blocks - Competition Pool	35,000	29,053	✓	Starting blocks delivered to the Centre in last week of January, installation completed in the last week of March due to school swimming carnival season. Tradesmen invoices to be processed Q4.
Minor Capex Works – Parks	50,000	28,970	🔄	Procurement of contractors in progress.

Carryover Projects	2014/2015 Budget \$	YTD Actual \$	Status	Comment
--------------------	---------------------	---------------	--------	---------



Carryover Projects	2014/2015 Budget \$	YTD Actual \$	Status	Comment
Sportsfield Floodlighting	77,824	7,973	🔄	Procurement of contractors about to commence. Contract to be awarded prior to 30th June and funds committed however expenditure will not occur until Q1 2015/16 year. This project is flagged as a potential carryover into 2015/16 year.
Sportsfield Floodlighting Expansion	236,667	98,097	🔄	Further information required, awaiting Council Assessment. This project is flagged as a potential carryover into 2015/16 year.
Sportsground Amenities Upgrades Expansion	262,054	20,414	✗	Tender to be awarded in Q4 and funds committed prior to the 30th of June. This project is flagged as a potential carryover into 2015/16 year.
Feasibility study on synthetic fields	6,461	3,404	✓	
Implementation of Children Play Plan	1,242,060	676,344	🔄	Final two projects currently under construction scheduled to be completed in Q4.
Ryde Parramatta River Walk (POT p.43/57)	1,656,643	1,466,075	🔄	Works on track to be completed in Q4, Ross St issue resolved.
Surf Attraction	490,762	376,693	✓	

2. Roads Program

Managing and maintaining our roads, bridges and retaining walls.

Key: 🔄 On track ✖ Action required ✔ Complete ⊖ Not started ⊘ Cancelled ▶ Deferred

2.1. PERFORMANCE INDICATORS

Measure	2014/2015 Target	YTD Progress	Status	Comment
% of project milestones met on time	90%	90%	🔄	18 of 20 milestones completed YTD.

2.2. BASE BUDGET

	YTD Budget \$	YTD Actual \$	Comment
Income	-736,000	-1,602,000	
Expense	1,845,000	1,940,000	
Total Base Budget	1,109,000	338,000	

2.3. PROJECTS

Approved Projects	2014/2015 Budget \$	YTD Actual \$	Status	Comment
Road Resurfacing Renewal	3,095,827	1,851,531	🔄	
Road Kerb Renewal	1,468,680	741,017	🔄	Hermitage and Champion delayed by associated kerb and drainage repairs. Alternative listing from 2015/16 will be undertaken to use program funds.
Bridge Upgrade / Renewal	148,622	97,808	🔄	Quotations due in April, fabrication and installation due in June. This project is flagged as a potential carryover into 2015/16 year.



Approved Projects	2014/2015 Budget \$	YTD Actual \$	Status	Comment
Heavy Patching	250,000	84,339	🔄	



3. Property Portfolio program

Developing, managing and maintaining our portfolio of corporate, commercial and civic properties.

Key:  On track  Action required  Complete  Not started  Cancelled  Deferred




3.1. PERFORMANCE INDICATORS

Measure	2014/2015 Target	YTD Progress	Status	Comment
% of project milestones met on time	90%	100%		3 of 3 milestones completed YTD.

3.2. BASE BUDGET

	YTD Budget \$	YTD Actual \$	Comment
Income	-1,476,000	-1,753,000	
Expense	2,379,000	1,918,000	
Total Base Budget	904,000	165,000	

3.3. PROJECTS

Approved Projects	2014/2015 Budget \$	YTD Actual \$	Status	Comment
Corporate Buildings Renewals	40,000	6,000		
Commercial Buildings Renewal	1,439,552	363,178		Construction commenced, slight delays due to wet weather in March. This project is flagged as a potential carryover into 2015/16 year.
Operational Buildings Renewal	50,000	35,189		Minor works commenced, completion expected by May 2015.

Approved Projects	2014/2015 Budget \$	YTD Actual \$	Status	Comment
Outdoor Advertising Development	150,000	9,500	🔄	Initial feasibility report completed by Consultants. Report to Council scheduled for Q4. This project is flagged as a potential carryover into 2015/16 year.
Civic Centre Refurbishment	1,000,000	-8,595	🔄	

New Projects	2014/2015 Budget \$	YTD Actual \$	Status	Comment
Purchase of 39 Church St (Battery World)	1,150,000	1,115,100	✓	
Development of 741-747 Victoria Road (Battery World)	300,000	0	🔄	Community consultation commenced.
Development of 33-35 Blaxland Road, Ryde (Argyle Centre)	250,000	5,888	🔄	Community consultation commenced.

Carryover Projects	2014/2015 Budget \$	YTD Actual \$	Status	Comment
West Ryde Community Facility - Project Management	223,038	7,492	🔄	Project complete, funds allocated for post implementation works. This project is flagged as a potential carryover into 2015/16 year.



4. Catchment program

Managing, monitoring and maintaining water quality and reuse, our stormwater and natural waterways.

Key: 🔄 On track ✖ Action required ✓ Complete ⊖ Not started ⊘ Cancelled ▶ Deferred

4.1. PERFORMANCE INDICATORS

Measure	2014/2015 Target	YTD Progress	Status	Comment
% of project milestones met on time	90%	100%	🔄	16 of 16 milestones completed YTD.

4.2. BASE BUDGET


	YTD Budget \$	YTD Actual \$	Comment
Income	-22,000	-18,000	
Expense	1,523,000	1,274,000	
Total Base Budget	1,501,000	1,256,000	

4.3. PROJECTS

Approved Projects	2014/2015 Budget \$	YTD Actual \$	Status	Comment
Stormwater Asset Replacement Renewal	864,910	780,928	🔄	
Stormwater Improvement Works Renewal	1,630,576	699,003	🔄	



New Projects	2014/2015 Budget \$	YTD Actual \$	Status	Comment
--------------	---------------------	---------------	--------	---------

Archers Creek Litter Reduction Project	259,262	41,943		Currently in tender phase, with construction in Q4 subject to tender outcome.
--	---------	--------	---	---

Carryover Projects	2014/2015 Budget \$	YTD Actual \$	Status	Comment
--------------------	---------------------	---------------	--------	---------

Shrimptons Creek Stormwater Work Stage 2	91,103	140,833		
--	--------	---------	---	--



5. Centres and Neighbourhood program

Developing, delivering, maintaining and managing all our public domain infrastructure, facilities and place management.

Key: 🔄 On track ✖ Action required ✓ Complete ⊖ Not started ⊗ Cancelled ▶ Deferred

5.1. PERFORMANCE INDICATORS

Measure	2014/2015 Target	YTD Progress	Status	Comment
% of project milestones met on time	90%	85%	🔄	11 of 13 milestones completed YTD.

5.2. BASE BUDGET

	YTD Budget \$	YTD Actual \$	Comment
Income	-7,000	-3,000	
Expense	2,862,000	2,312,000	
Total Base Budget	2,855,000	2,308,000	

5.3. PROJECTS

Approved Projects	2014/2015 Budget \$	YTD Actual \$	Status	Comment
Neighbourhood Centre Renewal	457,500	95,646	🔄	This project consists of the public domain upgrades in Quarry Rd and Sager Place. No funds are predicted to be carried over into 2015/16 at this stage, as the works are on-track for completion by 30 June. Funds are available in 2015/16 for the continuation of the works in Sager Place.
Town Centre Upgrade Renewal	1,185,000	264,969	🔄	This two year project (2014/15 and 2015/16) is for the renewal of the public domain in Rowe Street East. Construction of the

Approved Projects	2014/2015 Budget \$	YTD Actual \$	Status	Comment
				works were to commence in May 2015, however, due to a variation in scope (Council resolution 14 April 2015) the commencement date of works has been delayed to November 2015. This project is flagged as a potential carryover into 2015/16 year.
Multi Function Poles in Macquarie Park	0	0	▶▶	Project deferred by the Works and Community Committee at its meeting of 4 November 2014. The land owner has advised Council that they are seeking to develop the land; the multi-function poles can be delivered as part of that development should it proceed.
Public Domain Upgrade Lane Cove (east)	0	0	▶▶	Project deferred by the Works and Community Committee at its meeting of 4 November 2014. The land owner has advised Council that they are seeking to develop the land; upgrades to the public domain can be delivered as part of that development should it proceed.
Public Domain Upgrade Waterloo Rd	399,587	128,948	↻	The project is a continuation of the public domain upgrade works to Waterloo Road. The works will be completed by 30 June and no carryover of funds is expected.
Ped Access & Mobility Plan - Macq Park	100,000	15,000	↻	The project implements 3 work items listed in the Macq Park PAMP. Two items relate to the construction of works that improve pedestrian safety and the other is for the development of a concept design. The works will be completed by 30 June.

New Projects	2014/2015 Budget \$	YTD Actual \$	Status	Comment
Footpath Upgrade Delhi Rd	825,000	255,614	✗	The project commenced in February 2015 - as a result of the re-allocation of funds from two deferred projects in the Corridor.

New Projects	2014/2015 Budget \$	YTD Actual \$	Status	Comment
				This project is flagged as a potential carryover into 2015/16 year to allow for the completion of the footpath upgrade.

Carryover Projects	2014/2015 Budget \$	YTD Actual \$	Status	Comment
Elouera Reserve Upgrade	208,166	202,759	✓	
Eastwood Master Plan Review	0	0	✓	



6. Library program

Delivering all our library services.

Key: 🔄 On track ✖ Action required ✔ Complete ⊖ Not started ⊘ Cancelled ▶ Deferred

6.1. PERFORMANCE INDICATORS

Measure	2014/2015 Target	YTD Progress	Status	Comment
% of project milestones met on time	90%	100%	🔄	20 of 20 milestones completed YTD.
No. of library loans per capita (combined Ryde/Hunters Hill population is utilised)	>= 8.1	6.2	🔄	Q2 = 2.1, on track to meet yearly target.
No. of visits to the library annually	>= 950,000	735,736	🔄	Q3 244,411. On track to meet yearly target.
% external customers satisfied with quality of service	>= 0%	NA	🔄	No data available for Q3.

6.2. BASE BUDGET

	YTD Budget \$	YTD Actual \$	Comment
Income	-779,000	-928,000	
Expense	3,725,000	3,436,000	
Total Base Budget	2,947,000	2,508,000	

6.3. PROJECTS

Approved Projects	2014/2015 Budget \$	YTD Actual \$	Status	Comment
-------------------	---------------------	---------------	--------	---------

Approved Projects	2014/2015 Budget \$	YTD Actual \$	Status	Comment
Community Buildings Renewals - Libraries	106,000	15,900	🔄	CCTV project near completion. Air conditioning project programmed for Q4. Procurement of contractors for Eastwood Library air-conditioning underway.
Library Books	425,000	331,872	🔄	
Digital enhancement for Libraries	51,775	1,560	🔄	Procurement of contractors in progress.

Carryover Projects	2014/2015 Budget \$	YTD Actual \$	Status	Comment
Renewal of Public PCs at Libraries	70,000	58,182	✓	

7. Governance and Civic program

Supporting our mayor and councillors; through council process and civic events; and providing guidance on governance to support other areas of council.

Key: 🔄 On track ✖ Action required ✔ Complete ⊖ Not started ⊘ Cancelled ▶▶ Deferred

7.1. PERFORMANCE INDICATORS

Measure	2014/2015 Target	YTD Progress	Status	Comment
% of project milestones met on time	90%	NA	-	
Number of known breaches of statutory/council policy requirements	<= 0	0	🔄	
% of Councillor requests responded to within agreed service standard	>= 90%	84	✖	There has been a significant increase in the number of Councillor Requests received this quarter. Achieving this KPI is dependant on timely responses being received from the organisation.

7.2. BASE BUDGET

	YTD Budget \$	YTD Actual \$	Comment
Income	-7,000	-2,000	
Expense	3,037,000	2,455,000	
Total Base Budget	3,029,000	2,453,000	



8. Customer and Community Relations program

Engaging with our community, all media and community relations, branding and marketing our city and developing and managing all our customer services.

Key: 🔄 On track ✖ Action required ✔ Complete ⊖ Not started ⊘ Cancelled ▶ Deferred

8.1. PERFORMANCE INDICATORS

Measure	2014/2015 Target	YTD Progress	Status	Comment
% of project milestones met on time	90%	100%	🔄	3 of 3 milestones completed YTD.
% of Calls to the Customer Call Centre Resolved at the first point of contact	>= 85%	80%	✖	This quarter a significant number of call transfers/messages related to the letter to update debtor details (letter to approximately 12,000 people) included a direct line to accounts which required call transfer. Additionally a reduction in available appointment times at the RPBC showed an increase in phone messages and transfer calls to the duty planner. As the number of enquiries via email is increasing it would be beneficial to find a way to include these statistics in this KPI. For example an additional 3% of enquiries were resolved at first point of contact this quarter through online enquiries.

8.2. BASE BUDGET

	YTD Budget \$	YTD Actual \$	Comment
Income	-11,000	-10,000	
Expense	2,186,000	2,099,000	
Total Base Budget	2,175,000	2,089,000	

8.3. PROJECTS



Approved Projects	2014/2015 Budget \$	YTD Actual \$	Status	Comment
eBusiness - Smart Forms	0	0	⊘	Project approved to be cancelled in the December quarterly review.
Lets Talk Community Engagement	50,000	61,881	↻	Adjustments were requested last quarter to move some incorrectly allocated funds into the correct areas and to bring this budget back into line.

Carryover Projects	2014/2015 Budget \$	YTD Actual \$	Status	Comment
Web Content Management System	213,196	48,288	↻	Budget is on track to be spent prior to 30 June.
Market Segmentation Study (City View Review/Communications Plan)	31,006	253	↻	Money being held aside for additional research for Fit for the Future if necessary.
Community Council Meetings	32,582	26,571	✓	Money likely to be used for community council meeting for Fit for the Future.



9. Community and Cultural program

Managing all community services, community development, community buildings and events and driving cultural development.

Key: 🟢 On track ✖ Action required ✔ Complete ⊖ Not started ⊘ Cancelled ▶ Deferred

9.1. PERFORMANCE INDICATORS


Measure	2014/2015 Target	YTD Progress	Status	Comment
% of project milestones met on time	90%	80%	✖	4 of 5 milestones completed YTD.
No. of new clients using the home modification service	>= 0	199	🟢	Q3 = 66.
No. of children immunised	>= 1600	1005	✖	It is likely that the service will not achieve its target. Review is being undertaken to understand the usage pattern for the service.
No. of people attending key events and programs conducted by CoR	>= 100,000	117,880	🟢	Met yearly target. Q3 24,600 (Australia Day Ceremony 300; Australia Day Concert 500; Citizenship Ceremonies 600; Cinema In the Park 1200; Harmony Day 10,000; Lunar New Year Cooking Comp. 2000; Lunar New Year Celebration 10,000).
% capacity of leased halls booked (capacity based on 8 hour booking per day)	>= 60%	65%	🟢	Above KPI, slight drop from previous quarter due to January Holiday period.
% customer satisfaction index for halls and meeting room hire service	>= 80%	NA	🟢	No surveys conducted third quarter.
% capacity of meeting rooms booked (capacity based on 8 hour booking per day)	>= 45%	45%	🟢	On track to meet yearly target.

9.2. BASE BUDGET

	YTD Budget \$	YTD Actual \$	Comment
Income	-1,160,000	-1,419,000	
Expense	2,697,000	2,556,000	
Total Base Budget	1,136,000	1,537,000	

9.3. PROJECTS

Approved Projects	2014/2015 Budget \$	YTD Actual \$	Status	Comment
Community Buildings Renewal	307,422	133,248	🔄	Sub projects include: 1) Kitchen upgrade; North Ryde Hall, 2) Hazmat reporting for priority buildings, 3) Hazmat Buildings Remedial works, 4) Termite Baiting BFH - completed 5) Willandra House renewal 6) Fall Arrest system 7) WRCC Foyer lighting and painting - completed.
Ryde Youth Theatre Group	124,419	48,923	✗	The project consists of 3 sub-projects (1) the Theatre Program which is progressing well and as planned. (2) The Business Plan for the future of the RYT. Stage one Business Plan (first draft completed in house). Stage two requires certification of elements of the plan by an independent expert. This will occur through April/May. (3) Venue & Meeting Space which has proven to be most challenging. Opportunities still being investigated. This project is flagged as a potential carryover into 2015/16 year.
Community Garden & Nursery	39,194	82	🔄	Expenditure for Garden Beds and Shade House to occur in Q4.
Temporary Employment of P/T Officer	84,870	37,294	✓	
Ryde Remembers - ANZAC	68,620	6,303	✗	This project is flagged as a potential carryover into 2015/16 year.

Approved Projects	2014/2015 Budget \$	YTD Actual \$	Status	Comment
Hungry for Art	20,000	0		Contractor appointed, program finalised and advertised. Festival dates: 7 May to 13 June 2015.

New Projects	2014/2015 Budget \$	YTD Actual \$	Status	Comment
Community Drug Action Team	3,100	1,500		Council is an auspice for this project and it is progressing as planned by the managing committee.

10. Risk Management program

Managing all legal services, procurement and internal auditing, assessing and managing business continuity, risk and disaster management.

Key: 🔄 On track ✖ Action required ✔ Complete ⊖ Not started ⊘ Cancelled ▶ Deferred

10.1. PERFORMANCE INDICATORS

Measure	2014/2015 Target	YTD Progress	Status	Comment
% of project milestones met on time	90%	100%	🔄	6 of 6 milestones completed YTD.

10.2. BASE BUDGET

	YTD Budget \$	YTD Actual \$	Comment
Income	66,000	-157,000	
Expense	2,178,000	1,855,000	
Total Base Budget	2,244,000	1,697,000	

10.3. PROJECTS

Approved Projects	2014/2015 Budget \$	YTD Actual \$	Status	Comment
Corruption Prevention System	20,000	0	⊖	
Electronic Incident Reporting - WH&S	20,000	4,374	🔄	



New Projects	2014/2015 Budget \$	YTD Actual \$	Status	Comment
Procurement Framework Review (Outcomes of EY Review)	0	0	🔄	


Carryover Projects	2014/2015 Budget \$	YTD Actual \$	Status	Comment
Internal Audit Quality Assessment	13,000	0	🔄	It was recommended by the Risk and Audit Committee that this project be delayed and have the scope reduced. Will now conduct a self assessment using the tool provided through the institute of Internal Auditors and report back to the Committee in by 30 June 2015.

11. Paths and Cycleways program

Developing, managing and maintaining our footpaths and cycleways.

Key:  On track  Action required  Complete  Not started  Cancelled  Deferred




11.1. PERFORMANCE INDICATORS

Measure	2014/2015 Target	YTD Progress	Status	Comment
% of project milestones met on time	90%	89%		8 of 9 milestones completed YTD.

11.2. BASE BUDGET

	YTD Budget \$	YTD Actual \$	Comment
Income	-104,000	-158,000	
Expense	1,239,000	1,307,000	
Total Base Budget	1,136,000	1,149,000	

11.3. PROJECTS

Approved Projects	2014/2015 Budget \$	YTD Actual \$	Status	Comment
Footpath Construction Renewal	500,000	319,916		Progressive replacement of sections from asset condition audit program will be completed.
Cycleways Construction - Expansion	358,000	144,192		Some outstanding works for Blaxland Rd works Stage 4 delayed by contractual reasons and will be finalised Q4.
Footpath Construction Expansion	570,000	185,830		Collins St delayed due to property owner not constructing new driveway to approved levels. Trevitt Rd deferred until owner

Approved Projects	2014/2015 Budget \$	YTD Actual \$	Status	Comment
				completes adjacent building. Plassey Rd delayed due to REF & NPWS agreement - see separate project. This project is flagged as a potential carryover into 2015/16 year.
Bus Stop DDA compliance	87,420	15,893	🔄	Works complete invoices and payments yet to be processed.
Footpath construction Plassey Rd	400,000	73,076	✖	REF identified a rare plant species requiring re-design and NPWS approvals. Expected that tender will be complete and contractor started in Q4. This project is flagged as a potential carryover into 2015/16 year.
Footpath construction Julius Ave	225,000	33,750	🔄	Design delayed due to problems with utility services and narrow nature strip. Anticipated works will commence in late May. This project is flagged as a potential carryover into 2015/16 year.



12. Environmental program

Monitoring and managing our environmental performance, developing environmental policy and making our community aware of environmental impact.

Key: 🔄 On track ✖ Action required ✔ Complete ⊖ Not started ⊘ Cancelled ▶▶ Deferred

12.1. PERFORMANCE INDICATORS

Measure	2014/2015 Target	YTD Progress	Status	Comment
% of project milestones met on time	90%	100%	🔄	3 of 3 milestones completed YTD.

12.2. BASE BUDGET

	YTD Budget \$	YTD Actual \$	Comment
Income	-8,000	-6,000	
Expense	348,000	243,000	
Total Base Budget	341,000	237,000	

12.3. PROJECTS

Approved Projects	2014/2015 Budget \$	YTD Actual \$	Status	Comment
Lighting Upgrade - Council Facilities	133,000	72,274	🔄	Ryde Civic Centre Upgrade further scoped in Q3 and on-ground works scheduled to commence in Quarter 4. Work will continue over Q1 and Q2 of 2015/16. West Ryde Library Upgrade still scheduled for Q2 2015/16 and as previously advised work to Operations Centre was completed in Q2 as scheduled. This project is flagged as a potential carryover into 2015/16 year.

13. Strategic City program

Providing strategic direction and planning; and managing the reporting of our corporate performance.

Key: ✔ On track ✘ Action required ✓ Complete ⊖ Not started ⊗ Cancelled ▶ Deferred

13.1. PERFORMANCE INDICATORS

Measure	2014/2015 Target	YTD Progress	Status	Comment
% of project milestones met on time	90%	NA	-	

13.2. BASE BUDGET

	YTD Budget \$	YTD Actual \$	Comment
Income		-5,000	
Expense	118,000	105,000	
Total Base Budget	118,000	100,000	



14. Land Use Planning program

Planning, delivering and managing our land and urban design and enhancing and informing on our heritage.

Key: 🔄 On track ✖ Action required ✔ Complete ⊖ Not started ⊘ Cancelled ▶ Deferred

14.1. PERFORMANCE INDICATORS

Measure	2014/2015 Target	YTD Progress	Status	Comment
% of project milestones met on time	90%	86%	🔄	12 of 14 milestones completed YTD.

14.2. BASE BUDGET

	YTD Budget \$	YTD Actual \$	Comment
Income	-67,000	-112,000	
Expense	872,000	835,000	
Total Base Budget	805,000	723,000	

14.3. PROJECTS


Approved Projects	2014/2015 Budget \$	YTD Actual \$	Status	Comment
Transport Management Association	250,000	250,000	🔄	
Macquarie Park Parking Study	50,000	12,160	🔄	This project is approximately 60% complete and will be finalised by June. The project will be delivered within budget.





Carryover Projects	2014/2015 Budget \$	YTD Actual \$	Status	Comment
Section 94 Contribution Plan	53,198	21,087	⌚	The progression of the S94A plan has been impacted by the actions of DOPE. The draft plan will be exhibited in July 2015. This project is flagged as a potential carryover into 2015/16 year to enable Council to respond to issues raised during the exhibition process and matters raised by DOPE as part of their review of the plan.
Macquarie Park DCP	54,573	0	⌚	This final stage of this project has been completed as a base budget activity. \$20,000 of the budget will be re - allocated for the review of the public domain manual for the Corridor (Project 41.30674 - work is being done by PDU). The remaining funds of \$34,573 are to be returned to the Mac Park Special Rate Levy Reserve.
Review Stormwater DCP and align WSUD	32,788	0	⊖	
Electronic Development Assessment Project	233,300	66,423	✖	This project is flagged as a potential carryover into 2015/16 year. Works for 2015/16 to be undertaken with these funds include - Automated Customer Booking System for RPBC, and Upgrade to DA Tracking System.

15. Traffic & Transport program

Managing our transport, traffic and car parking; developing sustainable transport options.

Key:  On track  Action required  Complete  Not started  Cancelled  Deferred


15.1. PERFORMANCE INDICATORS

Measure	2014/2015 Target	YTD Progress	Status	Comment
% of project milestones met on time	90%	100%		20 of 20 milestones completed YTD.
No. of passengers transported by Top Ryder Community Bus Service	>= 50000	32,170		Q3 passengers transported 9,712. Annual target was based on 6 day per week service, which was downscaled by Council resolution to a 4 day per week service in August 2014. Passenger numbers are trending better than proportionally adjusted numbers.

15.2. BASE BUDGET

	YTD Budget \$	YTD Actual \$	Comment
Income	-120,000	-445,000	
Expense	523,000	703,000	
Total Base Budget	403,000	258,000	

15.3. PROJECTS

Approved Projects	2014/2015 Budget \$	YTD Actual \$	Status	Comment
Traffic Facilities Renewal	193,200	119,667		



Approved Projects	2014/2015 Budget \$	YTD Actual \$	Status	Comment
Top Ryder Community Bus Service	150,000	120,332	🔄	The service has transported over 32,170 to date this year (9,712 this quarter). Service was downscaled by Council resolution from 6 days per week to 4 days per week in August 2014 and is meeting proportionally adjusted passenger movements. Report is proposed to Council in April 2014 to determine if service is to be continued in 2015/16.
Bus Shelters - new	55,480	6,557	🔄	Two shelters ordered, installation programmed for May.
Bus Stop Seats - new	56,343	27,197	🔄	
Traffic Calming Devices	671,250	231,390	🔄	
Traffic Facilities Khartoum and Waterloo	350,000	56,000	🔄	

Carryover Projects	2014/2015 Budget \$	YTD Actual \$	Status	Comment
Meadowbank/Gladesville Traffic Study	66,721	0	🔄	Re-activated with RMS advising of forthcoming grant for Morrison Rd. Community consultation material to be distributed Q4.



16. Economic Development program

Business sector and economic development.

Key:  On track  Action required  Complete  Not started  Cancelled  Deferred



16.1. PERFORMANCE INDICATORS

Measure	2014/2015 Target	YTD Progress	Status	Comment
% of project milestones met on time	90%	100%		3 of 3 milestones completed YTD.

16.2. BASE BUDGET

	YTD Budget \$	YTD Actual \$	Comment
Income	-4,000	-4,000	
Expense	115,000	105,000	
Total Base Budget	110,000	102,000	

16.3. PROJECTS

Approved Projects	2014/2015 Budget \$	YTD Actual \$	Status	Comment
Economic Development Plan Implementation	40,000	17,321		The delivery of the Program is progressing well - unspent funds will be returned to General Revenue.
Implementation-Macq Park Marketing Plan	94,447	47,626		The implementation of the Program is progressing well - unspent funds will be returned to the Macq Park Special Rate Levy.



17. Organisational Development program

Addressing workforce planning, driving culture and performance, assessing process efficiency and overseeing all corporate communications.

Key: 🔄 On track ✖ Action required ✔ Complete ⊖ Not started ⊗ Cancelled ▶ Deferred

17.1. PERFORMANCE INDICATORS

Measure	2014/2015 Target	YTD Progress	Status	Comment
% of project milestones met on time	90%	NA	-	

17.2. BASE BUDGET

	YTD Budget \$	YTD Actual \$	Comment
Income	-4,000	-10,000	
Expense	168,000	192,000	
Total Base Budget	164,000	182,000	

17.3. PROJECTS

Carryover Projects	2014/2015 Budget \$	YTD Actual \$	Status	Comment
PMCOR System Development	8,402	2,351	🔄	Minor post implementation works.

18. Foreshore program

Managing all aspects of our foreshore.

Key: 🔄 On track ✖ Action required ✔ Complete ⊖ Not started ⊘ Cancelled ▶▶ Deferred

18.1. PERFORMANCE INDICATORS

Measure	2014/2015 Target	YTD Progress	Status	Comment
% of project milestones met on time	90%	100%	🔄	2 of 2 milestones completed YTD.

18.2. BASE BUDGET

	YTD Budget \$	YTD Actual \$	Comment
Income			
Expense	52,000	36,000	
Total Base Budget	52,000	36,000	

18.3. PROJECTS

Approved Projects	2014/2015 Budget \$	YTD Actual \$	Status	Comment
Seawalls/Retaining Walls Refurbishment	320,000	94,704	✖	Pilot construction successful. Design and NSW Fisheries full approval anticipated in April, with purchase of the bulk of the stone occurring Q4 with works to commence in July. Total project cost will be greater than original allocation requiring continuation into 2015/16 program subject to report to Works & Community Committee.

19. Regulatory program

Delivering all our regulatory assessments and activities, including building regulations, environmental regulations, road, parking and footpath enforcement and animal management.

19.1. PERFORMANCE INDICATORS

Measure	2014/2015 Target	YTD Progress	Status	Comment
% of project milestones met on time	90%	NA	-	
Total development value of approved development applications (in \$million - cumulative)	>= \$0	366	🟢	
Mean number of DAs processed per person	>= 57	25.6	🟢	On track to meet yearly target
DA assessment time (days) - against the Group 3 benchmark (Mean Gross Assessment Time**)	<= 87	75	🟢	
No. of DAs in each category - residential	>= 0	50	🟢	
No. of DAs in each category - single new dwelling	>= 0	33	🟢	
No. of DAs in each category - commercial, retail, office	>= 0	30	🟢	
Total no. of DAs received	>= 0	186	🟢	
Total no. of DAs determined	>= 0	194	🟢	
Mean gross DA determination times: Residential alterations and additions (against 13-14 Group 3 Average) *Note all Service Unit Performance Indicators referring to Development Applications (DAs) include Section 96 Applications.	<= 70	74	🔴	A minor variation to the required KPI of 5.7% resulted from clearing out a number of older applications in Q3 in this category. Annual average still on track on 59.
Mean gross DA determination times: Single new dwelling	<= 96	93	🟢	

Measure	2014/2015 Target	YTD Progress	Status	Comment
(against 13-14 Group 3 Average) *Note all Service Unit Performance Indicators referring to Development Applications (DAs) include Section 96 Applications.				
Mean gross DA determination times: Commercial, retail, office (against 13-14 Group 3 Average) *Note all Service Unit Performance Indicators referring to Development Applications (DAs) include Section 96 Applications.	<= 73	63	🔄	
No. of food premises inspections	>= 1000	500	✘	130 food shop inspections carried out in 3rd Quarter. Additional after-hour and weekend inspections are being planned during 4th Quarter in addition to routine weekday inspections to close in on annual target.

19.2. BASE BUDGET

	YTD Budget \$	YTD Actual \$	Comment
Income	-6,169,000	-7,042,000	
Expense	5,720,000	5,533,000	
Total Base Budget	-449,000	-1,509,000	

20. Waste and Recycling program

Managing our domestic and commercial waste services, educating on and facilitating recycling and disposal services.

20.1. PERFORMANCE INDICATORS

Measure	2014/2015 Target	YTD Progress	Status	Comment
% of project milestones met on time	90%	68%	✘	13 of 19 milestones completed YTD.

20.2. BASE BUDGET

	YTD Budget \$	YTD Actual \$	Comment
Income	-16,359,000	-17,973,000	
Expense	12,866,000	8,580,000	
Total Base Budget	-3,493,000	-9,392,000	

20.3. PROJECTS

Approved Projects	2014/2015 Budget \$	YTD Actual \$	Status	Comment
Waste - to - Art	35,886	14,436	🔄	Consultant commenced and project on track, with exhibition and awards night scheduled for end of Quarter 1 of 2015/16, as scheduled. This project is flagged as a potential carryover into 2015/16 year.
Home Waste & Sustainability	65,000	43,758	🔄	Ryde Sustainability Home Challenge was held and over 100 home audits completed to end of Q3 this year. Project is being very well received by homeowners.
Porters Ck Protection Earthwrks&Reconfig	270,000	52,971	🔄	Council resolved to proceed with transfer of land, negotiations

Approved Projects	2014/2015 Budget \$	YTD Actual \$	Status	Comment
-------------------	---------------------	---------------	--------	---------

underway.

New Projects	2014/2015 Budget \$	YTD Actual \$	Status	Comment
--------------	---------------------	---------------	--------	---------

Living on the Block - Managing Household Cleanup	0	19,571	🔄	Better Waste and Recycling Grant funded project, focusing on household clean up changes around Multi-Unit Dwellings.
--	---	--------	---	--

Implement waste education campaign and branding	0	0	🔄	Waste education and communication campaign underway in support of changes relating to the new waste contract commencing May 2015.
---	---	---	---	---

Carryover Projects	2014/2015 Budget \$	YTD Actual \$	Status	Comment
--------------------	---------------------	---------------	--------	---------

Living on the Block	47,993	27,165	✓	Project complete, new multi-unit dwelling project funded under the 2015 Better Waste and Recycling initiatives.
---------------------	--------	--------	---	---

No Littering - Eastwood	40,692	26,378	✓	
-------------------------	--------	--------	---	--



21. Internal Corporate Services program

Developing and managing our information, records and corporate knowledge; implementing information technology, communications, business, financial and HR infrastructure and services. Managing our fleet and plant; planning and developing assets; all project management and administrative support.

Key: 🔄 On track ✖ Action required ✔ Complete ⊖ Not started ⊘ Cancelled ▶▶ Deferred

21.1. PERFORMANCE INDICATORS

Measure	2014/2015 Target	YTD Progress	Status	Comment
% of project milestones met on time	90%	85%	🔄	17 of 20 milestones completed YTD.
% return on investment over the standard investment benchmark (ie. Bank Bill Swap Reference Rate (Australian financial market) - BBSW)	>= 0.85%	1.08	🔄	With the cash rate still falling, it is getting harder to maintain the spread above benchmark.

21.2. BASE BUDGET

	YTD Budget \$	YTD Actual \$	Comment
Income	-55,597,000	-56,826,000	
Expense	9,294,000	5,300,000	
Total Base Budget	(46,303)	-51,527,000	

21.3. PROJECTS

Approved Projects	2014/2015 Budget \$	YTD Actual \$	Status	Comment
Information Technology Renewals	575,000	222,268	🔄	IT BCP was successfully tested in Feb with all 18 identified systems recovered within 4 days. Information Management



Approved Projects	2014/2015 Budget \$	YTD Actual \$	Status	Comment
				initiatives are progressing well with Council Asset&Customer Data Dictionary and NAR Data Improvement Plan being finalised. For e-Business, Open Space customer request interactions being migrated from TRIM to Merit to ensure a consistent customer experience and save staff time by streamlining the process. Mobile work force applications requirements gathered. The applications could enhance productivity for Public Work and Health & Building inspection staff members; and subsequently improved the related customer service quality.
Plant & Fleet Purchases	2,550,000	1,216,715	🔄	Procurement of plant & fleet on track as per replacement schedule.

New Projects	2014/2015 Budget \$	YTD Actual \$	Status	Comment
SRV application 2014/2015	0	32,082	🔄	Council at its meeting on 10 February 2015, resolved to formally make an SRV application to IPART. Council's application was lodged on Monday 16 February 2015.
Fit for the Future	0	13,261	🔄	Council engaged four consultants (SGS, Percy Allen, Brian Dollery and Morrison Low) to investigate the option of a Joint Regional Authority to enable Council to best respond to the State Government's 'Fit for the Future' initiative. Council's progress in formulating its response to Fit for the Future is well progressed and due to be presented to Council in June 2015.



Carryover Projects	2014/2015 Budget \$	YTD Actual \$	Status	Comment
GPIMS - System Development	69,476	32,425	🔄	Considering vendor options for in-field mobility application.
TechOne Enhancements	388,626	301,476	🔄	Some delays have been experienced with updates, while others have been due to vendor availability. Contracts module has now gone live, with PDU and a planned roll out to other units across Council is happening. Easylink is working; this is the single click to open a document. Debt letter emailing will happen by the end of May. Debtrak to be used for Debt Recovery. Finance Footprint to be implemented to control and manage utility bills such as water and electricity. System has now been updated so we can configure Billing. New Debtor Request template is being rolled out.

Appendix A – Reserve Listing Report

Natural Account	Description	14/15 Opening Balance	Budget To Reserve	Budget From Reserve	14/15 Budget Result	Review To Reserve	Review From Reserve	14/15 Review Result
93001 - Internally Restricted Revenues								
8301	Stockland Creche Contribution Voluntary Planning Agreement	223,038.36		-223,038.00	0.36			0.36
8302	Reserve	5,392,300.77	713,526.00		6,105,826.77	656,589.00		6,762,415.77
8304	Asset Replacement Reserve	15,362,835.00	7,940,213.00	-3,386,858.00	19,916,190.00		1,520,707.00	21,436,897.00
8305	Plant Replacement Reserve	2,461,275.11	2,679,520.00	-2,890,830.00	2,249,965.11			2,249,965.11
8306	Ryde Aquatic Leisure Centre Reserve	2,595,201.10	4,111,070.00	-4,108,870.00	2,597,401.10			2,597,401.10
8307	Financial Security Reserve	3,437,878.13			3,437,878.13			3,437,878.13
8308	Public Art Reserve	164,528.00		-164,000.00	528.00			528.00
8309	Council Election Reserve	465,938.21	120,000.00	-150,000.00	435,938.21			435,938.21
8310	Risk Rebate Reserve	40,110.92	30,000.00	-50,000.00	20,110.92			20,110.92
8311	Investment Property Reserve	16,404,023.57		-3,960,715.00	12,443,308.57		-651,163.00	11,792,145.57
8312	Civic Precinct Redevelopment Reserve	822,570.67		-173,837.00	648,733.67			648,733.67
8314	Carryover Works Reserve	2,720,619.26		-2,720,619.00	0.26			0.26
8318	Porters Creek Reserve	199,348.89			199,348.89			199,348.89
8319	Insurance Fluctuation Reserve	563,428.90		-48,280.00	515,148.90		-60,000.00	455,148.90
8320	OHS & Injury Management Reserve	100,386.70	30,000.00		130,386.70	60,000.00		190,386.70
8321	Public Domain Plan Reserve	138,602.00			138,602.00			138,602.00
8322	Planning Proposal Reserve	140,268.59		-67,000.00	73,268.59	15,454.00		88,722.59
8323	Macquarie University VPA Reserve	273,053.67			273,053.67			273,053.67
8324	Fit For The Future Reserve		3,000,000.00		3,000,000.00		-500,000.00	2,500,000.00
Total Internally Restricted Revenues		51,505,407.85	18,624,329.00	-17,944,047.00	52,185,689.85	732,043.00	309,544.00	53,227,276.85
93002 - Internally Restricted Liabilities								
8327	Employee Leave Entitlements	2,998,257.62			2,998,257.62			2,998,257.62

Appendix A – Reserve Listing Report

Natural Account	Description	14/15 Opening Balance	Budget To Reserve	Budget From Reserve	14/15 Budget Result	Review To Reserve	Review From Reserve	14/15 Review Result
	Reserve							
8328	Refundable Deposits Reserves	8,597,937.13			8,597,937.13			8,597,937.13
8329	Interest on Refundable Deposits Reserve	377,366.19			377,366.19			377,366.19
	Total Internally Restricted Liabilities	11,973,560.94			11,973,560.94			11,973,560.94
93003 - Section 94 Contribution Reserves								
8351	Community & Cultural Facilities Reserve	6,459,849.67	4,116,641.00	-6,019,963.00	4,556,527.67	400,758.00	-990,000.00	3,967,285.67
8352	Open Space & Recreation Facilities Reserve	13,463,244.90	9,085,405.00	-1,920,379.00	20,628,270.90	765,975.00	-384,000.00	21,010,245.90
8353	Roads & Traffic Management Facilities Reserve	3,506,720.98	1,211,037.00	-3,469,775.00	1,247,982.98	288,243.00	270,000.00	1,806,225.98
8354	Stormwater Management Facilities Reserve	5,957,088.48	512,878.00	-429,046.00	6,040,920.48	62,763.00		6,103,683.48
8355	Section 94 Plan Administration Reserve	495,932.20	60,976.00	-340,968.00	215,940.20	11,926.00		227,866.20
	Total Section 94 Contribution Reserves	29,882,836.23	14,986,937.00	-12,180,131.00	32,689,642.23	1,529,665.00	-1,104,000.00	33,115,307.23
93004 - Other External Restrictions								
8376	Domestic Waste Management Reserve	4,912,452.94	16,516,720.00	-18,583,806.00	2,845,366.94		340,000.00	3,185,366.94
8377	External Drainage Works Contribution Reserve	227,970.24			227,970.24			227,970.24
8378	Macquarie Park Corridor Special Rate Reserve	1,128,800.55	1,318,740.00	-1,966,854.00	480,686.55		-125,020.00	355,666.55
8379	Stormwater Management Service Charge Reserve	1,214,246.52	998,770.00	-2,076,780.00	136,236.52		125,576.00	261,812.52
8380	Sale of Roads Reserve		923,924.00		923,924.00		-923,924.00	
8381	Affordable Housing Contribution					138,910.00		138,910.00

Appendix A – Reserve Listing Report

Natural Account	Description	14/15 Opening Balance	Budget To Reserve	Budget From Reserve	14/15 Budget Result	Review To Reserve	Review From Reserve	14/15 Review Result
	Total Other External Restrictions	7,483,470.25	19,758,154.00	-22,627,440.00	4,614,184.25	138,910.00	-583,368.00	4,169,726.25
93005 - Unexpended Grants Reserves								
8401	U/Exp Grant - Home Modification & Maintenance	103,718.66	67,720.00		171,438.66			171,438.66
8403	U/Exp Grant - Volunteer Referral Agency	16,941.38			16,941.38			16,941.38
8404	U/Exp Grant - Library Local Priority	27,745.57		-27,745.57				
8408	U/Exp Grant - Urban Sustain Program - Looking Glass Bay	49,563.00			49,563.00			49,563.00
8409	U/Exp Grant - Consolidated LEP for Ryde	61,158.57		-23,919.00	37,239.57			37,239.57
8413	U/Exp Grant - Sydney North/SydneyWest Tussock Paspalum 06/11	8,633.95			8,633.95			8,633.95
8415	U/Exp Grant - Buffalo Creek - (SQID)	17,721.00			17,721.00			17,721.00
8416	U/Exp Grant - Financial Assistance Grants							
8417	U/Exp Grant - Road Services Unit Management							
8418	U/Exp Grant - Macquarie Park Master Plan	30,000.00			30,000.00			30,000.00
8419	U/Exp Grant - Sydney Water Business Audit Program							
8426	U/Exp Grant - Noxious Weeds Management	3,218.66		-3,218.66				
8427	U/Exp Grant - Rivers to Rivers Corridor							
8429	U/Exp Grant - NSW Sport Regrading & Levelling	57,275.41			57,275.41			57,275.41
8432	U/Exp Grant - Eastwood Floodplain Risk	720.88			720.88			720.88
8433	U/Exp Grant - Liberty Swing Dunbar Park	7,763.13			7,763.13			7,763.13
8434	U/Exp Grant - Sport Development	542.76			542.76			542.76

Appendix A – Reserve Listing Report

Natural Account	Description	14/15 Opening Balance	Budget To Reserve	Budget From Reserve	14/15 Budget Result	Review To Reserve	Review From Reserve	14/15 Review Result
	Program							
8435	U/Exp Grant - WASIP	157,909.13		-139,096.00	18,813.13			18,813.13
8437	U/Exp Grant - Playing Field Lighting Upgrade	14,500.00			14,500.00			14,500.00
8438	U/Exp Grant - Parramatta River Catchments Floodplain	43,128.00			43,128.00			43,128.00
8439	U/Exp Grant - Vacation Care Program Grant	5,253.73			5,253.73			5,253.73
8440	U/Exp Grant - Crime Prevention Plan Grant							
8443	U/Exp Grant - Curzon St/ Smith St Pedestrian (RTA)	765.05			765.05			765.05
8446	U/Exp Grant - Vimiera Road Traffic Facilities Renew (RTA)	1,959.22			1,959.22			1,959.22
8447	U/Exp Grant - M2 Advertising Public Benefit (RMS)	36,446.66			36,446.66			36,446.66
8450	U/Exp Grant - Meadowbank/Gladesville Traffic Study	9,105.84		-9,106.00	-0.16			-0.16
8451	U/Exp Grant - Rowe St Eastwood Traffic Calming	9,725.16			9,725.16			9,725.16
8452	U/Exp Grant - Active in Ryde Program Implementation							
8453	U/Exp Grant - MQ Park TfNSW ECRL							
8454	U/Exp Grant - Putney Park Graffiti Hotspot Program							
8455	U/Exp Grant - Planning for Ageing Population	12,156.00			12,156.00			12,156.00
8456	U/Exp Grant - No Littering - Eastwood	15,692.09		-15,692.00	0.09			0.09
8457	U/Exp Grant - Diving Blocks	15,000.00		-15,000.00				
8458	U/Exp Grant - Macquarie Park - Property	0.10	6,000,000.00		6,000,000.10			6,000,000.10
8459	U/Exp Grant - Restoring Blue Gum High in Denistone Park	19,000.00		-19,000.00				
8460	U/Exp Grant - Restoring Blue Gum High in Darvall Park	27,000.00		-27,000.00				
8461	U/Exp Grant - Better Waste & Recycling Fund	290,463.38	259,262.00	-259,262.00	290,463.38		-270,000.00	20,463.38

Appendix A – Reserve Listing Report

<i>Natural Account</i>	<i>Description</i>	<i>14/15 Opening Balance</i>	<i>Budget To Reserve</i>	<i>Budget From Reserve</i>	<i>14/15 Budget Result</i>	<i>Review To Reserve</i>	<i>Review From Reserve</i>	<i>14/15 Review Result</i>
8462	U/Exp Grant - Agincourt and Balaclava Rd TCS	8,039.11			8,039.11			8,039.11
8463	U/Exp Grant - Ivan Hoe Estate Collective Impact	20,000.00			20,000.00			20,000.00
8464	U/Exp Grant - CDAT	3,100.00			3,100.00			3,100.00
8465	U/Exp Grant - Blaxland Road SUP – Stage 3 (RMS)	3,463.39			3,463.39			3,463.39
	Total Unexpended Grants Reserves	1,077,709.83	6,326,982.00	-539,039.23	6,865,652.60		-270,000.00	6,595,652.60
Internal Loans								
8901	Internal Loan - RALC Reserve	-2,009,237.89	187,940.00	-812,622.00	-1,821,297.89			-2,633,919.89
	Total Internal Loans	-2,009,237.89	187,940.00	-812,622.00	-1,821,297.89			-2,633,919.89
TOTAL RESERVES		99,913,747.21	59,884,342.00	-54,103,279.23	106,507,431.98	2,400,618.00	-1,647,824.00	106,447,603.98
	Net Transfer			5,781,062.77	6,593,684.77		752,794.00	6,533,856.77

Appendix B – 2014/15 Quarterly Changes Report

			<i>Approved Budget 2014/2015</i>	<i>Actual 2014/2015</i>	<i>Proposed Changes 2014/2015</i>	<i>Comments</i>
--	--	--	--	-----------------------------	---	-----------------

Risk Management program

1611211	Risk Management	Op Inc	(30,000)	(60,000)	(30,000)	Additional income received
1611139	Internal Audit	Op Exp		63,316	100,000	Temporary Internal Audit assistance as endorsed by Audit and Risk Committee and Council, due to the impact of procurement project
1611211	Risk Management	Op Exp	47,740	98,436	60,000	Larger than anticipated amount of under excess claims being received along with impact of claims tail
1611211	Risk Management	Op Exp		555	15,000	Consultants fees for assistance with the finalisation and implementation of the ERM project
1711001	Procurement Administration	Op Exp	5,000	3,900	5,000	Increased cost of subscribing to Tenderlink electronic procurement
5010225	Emergency Management (SES) OPEX	Op Exp	147,000	112,135	7,900	Higher than anticipated as per Annual Assessment Notice dated 05/03/2015
1630652	Procurement Framework Review	NCP Exp			50,000	This relates to the external costs anticipated in the implementation of the findings of the EY procurement review. Council resolved to fund this from the Asset Replacement reserve.
1611211	Risk Management	From Res			(60,000)	Larger than anticipated amount of under excess claims being received along with impact of claims tail
1630652	Procurement Framework Review	From Res			(50,000)	This relates to the external costs anticipated in the implementation of the findings of the EY procurement review. Council resolved to fund this from the Asset Replacement reserve.
1611211	Risk Management	To Res			30,000	Additional income received
Total Risk Management program					127,900	

Appendix B – 2014/15 Quarterly Changes Report

			<i>Approved Budget 2014/2015</i>	<i>Actual 2014/2015</i>	<i>Proposed Changes 2014/2015</i>	<i>Comments</i>
Community and Cultural program						
55101	Income - Community Buildings - Hired	Op Inc	(519,900)	(488,355)	(113,720)	Reallocation funding to match expenditure within asset type
55014	Income - Community Buildings - Leased	Op Inc	(166,370)	(189,266)	28,740	Reallocation funding to match expenditure within asset type
53014	Oper - Community Buildings - Leased	Op Exp	139,680	171,553	40,000	Reallocation funding to match expenditure within asset type
54014	Maint - Community Buildings - Leased	Op Exp	252,480	55,417	(40,000)	Reallocation funding to match expenditure within asset type
6430588	Ryde Remembers - ANZAC	NCP Inc	(45,000)		14,161	Reduce budget due to only received grant approval for \$30,839
6430588	Ryde Remembers - ANZAC	NCP Inc	(5,000)		5,000	No sponsorship sought due to delay of project
6430588	Ryde Remembers - ANZAC	NCP Exp	68,620		(19,161)	Project re-scoped due to grant funding reduction
Total Community and Cultural program					(84,980)	

Customer and Community Relations program

6530458	Web Content Management System	NCP Exp	213,196		(11,000)	Transferring to Let's Talk Project
6530488	Let's Talk Community Engagement	NCP Exp	50,000		11,000	Transfer from Web Content Budget
Total Customer and Community Relations program						

Appendix B – 2014/15 Quarterly Changes Report

			<i>Approved Budget 2014/2015</i>	<i>Actual 2014/2015</i>	<i>Proposed Changes 2014/2015</i>	<i>Comments</i>
Open Space, Sport & Recreation program						
55104	Income - Parks Buildings	Op Inc	(124,820)	(189,109)	1,130	Reallocation budget within the Service Unit.
7411001	Natural Areas Administration	Op Inc		(30,767)	(30,000)	Reimbursement of Staff Salaries from department of Defence
53104	Oper - Parks Buildings	Op Exp	267,750	211,877	40,316	Rates raised against the lessee that were not recovered and Council can't waive or write off the rates under the Local Government Act
7411562	Natural Area,Bushcare,Firebreaks,Feral Animal	Op Exp	70,970	4,347	30,000	Traditionally a separate cost centre for firebreaks was available to the operations unit with an average expenditure of \$30,000. This cost centre no longer exists with the cost going to each individual park where the firebreaks are maintained.
53116	Oper - Street Trees	Op Exp	22,770	5,622	(2,770)	Reallocation funding to match expenditure within asset type
54116	Maint - Street Trees	Op Exp	564,196	462,681	2,770	Reallocation funding to match expenditure within asset type
53110	Oper - Passive Parks & Streetscapes	Op Exp	143,250	951,892	400,000	Reallocation funding to match expenditure within asset type
53114	Oper - Sportsgrounds, Parks & Gardens	Op Exp	199,140	1,229,761	625,000	Reallocation funding to match expenditure within asset type
54012	Maint - Sportsfield & Upgrade	Op Exp	30,425		(30,425)	Reallocation funding to match expenditure within asset type
54110	Maint - Passive Parks & Streetscapes	Op Exp	1,645,592	459,124	(400,000)	Reallocation funding to match expenditure within asset type
54114	Maint - Sportsgrounds, Parks & Gardens	Op Exp	2,464,333	678,742	(594,575)	Reallocation funding to match expenditure within asset type
7730070	Active in Ryde Program Implementation	NCP Inc		(4,263)	(4,000)	Additional Income received due to Expanded Program.

Appendix B – 2014/15 Quarterly Changes Report

			<i>Approved Budget 2014/2015</i>	<i>Actual 2014/2015</i>	<i>Proposed Changes 2014/2015</i>	<i>Comments</i>
7730070	Active in Ryde Program Implementation	NCP Exp	17,681		4,000	Additional Expenses due to expanded program funded by additional income
50012	Sportsfield Renewal & Upgrade Renewal	Cap Inc	(80,000)	(81,555)	(10,000)	Better Boating NSW Government Grant.
50012	Sportsfield Renewal & Upgrade Renewal	Cap Exp	1,062,571	610,577	(200,000)	Funding identified in Park Subsidence Program.
50012	Sportsfield Renewal & Upgrade Renewal	From Res	(622,301)	(57,275)	200,000	Funding identified in Park Subsidence Program.
5441035	Minor Capex Works - Parks	Cap Exp	50,000		28,000	Funding Required for Cricket Wicket Installation required due to Council Resolution
7540970	Shrimptons Creek - termite infestation	Cap Exp	70,000		60,000	Additional funds sought due to extent of tree removal higher than anticipated
50011	Sportsfield Floodlighting Renewal	Cap Exp	77,824	7,973	20,000	Additional funds to allow for full project to be delivered.
51015	Sportsground Amenities Upgrades Expansion	Cap Exp	297,553	25,929	(20,000)	Savings made to be transferred to Ryde Park Lighting Project.
7540970	Shrimptons Creek - termite infestation	From Res	(70,000)		(60,000)	Additional funds sought due to extent of tree removal higher than anticipated.
Total Open Space, Sport & Recreation program					59,446	

Centres and Neighbourhood program

50023	Town Centre Upgrade Implementation Renewal	Cap Exp	1,684,587	409,436	1,314,000	Council Resolution 14 April 2015 allocated up to an additional \$1.5 million of funds to allow the completion of the public
50023	Town Centre Upgrade Implementation Renewal	From Res	(1,684,587)	21,000	(1,314,000)	Council Resolution 14 April 2015 allocated up to an additional \$1.5 million of funds to allow the completion of the public
4111188	Place Management - Macquarie Park	From Res			(125,020)	Source Funding Correction

Appendix B – 2014/15 Quarterly Changes Report

			<i>Approved Budget 2014/2015</i>	<i>Actual 2014/2015</i>	<i>Proposed Changes 2014/2015</i>	<i>Comments</i>
Total Centres and Neighbourhood program					(125,020)	

Library program

55026	Income - Community Buildings – Libraries	Op Inc			6,700	Reallocation budget within the Service Unit.
50026	Community Buildings Renewals - Libraries	Cap Exp	106,000	47,584	50,000	Increase budget to fund the refurbishment of West Ryde Library
50026	Community Buildings Renewals - Libraries	From Res			(50,000)	Increase budget to fund the refurbishment of West Ryde Library
7011148	Library Local Priority Grant	Op Exp		36,719	39,350	Expenditure budget for the Local Priority Grant was not set for the year
Total Library program					46,050	

Internal Corporate Services program

1311210	Residential Rates	Op Inc	(27,951,400)	(28,173,731)	(220,000)	Increase budget to reflect the actuals
1311210	Residential Rates	Op Inc	788,300	741,343	(40,000)	Increase budget to reflect the actuals
1311210	Residential Rates	Op Inc	45,140	33,882	(10,000)	Increase budget to reflect the actuals
1311210	Residential Rates	Op Inc	(433,430)	(411,155)	22,000	Increase budget to reflect the actuals
2311001	WHS Development and Management	Op Inc	(30,000)	(55,365)	(30,000)	Additional income received

Appendix B – 2014/15 Quarterly Changes Report

			<i>Approved Budget 2014/2015</i>	<i>Actual 2014/2015</i>	<i>Proposed Changes 2014/2015</i>	<i>Comments</i>
4610128	External Works OPEX	Op Inc	(37,180)	(133,248)	(96,068)	Income for external works exceeded the budgeted amount
2211371	Corporate Training & Development Survey	Op Exp	1,000		1,500	Have Your Say Day
2211371	Corporate Training & Development Survey	Op Exp	20,470		28,500	Have Your Say Day
2411564	SPM License	Op Exp		15,673	15,700	Budget for the IT license for SPM software (reallocation budget)
4610128	External Works OPEX	Op Exp	22,560	716	110,688	Expenditure increased to match extra income received for external works
1130670	Fit For The Future	NCP Exp			500,000	Cost associated with the "Ryde Says No to Forced Amalgamations", the Fit for the Future business cases, community engagement, and presentations.
1130670	Fit For The Future	From Res			(500,000)	Cost associated with the "Ryde Says No to Forced Amalgamations", the Fit for the Future business cases, community engagement, and presentations.
2440740	TechOne Enhancements	Cap Exp	388,626		50,000	Costs to install Finance Footprint, to be used to analyse and determine the costs associated with utility costs such as electricity and water. Currently very high administration cot to approve. Quote of \$39,740 1st year, contingency allowed. Year 2 - \$26,490 additional annual cost. Year 3 - \$26,490 additional annual cost
2440740	TechOne Enhancements	From Res	(364,626)		(50,000)	Costs to install Finance Footprint, to be used to analyse and determine the costs associated with utility costs such as electricity and water. Currently very high administration cot to approve. Quote of \$39,740 1st year, contingency allowed. Year 2 - \$26,490 additional annual cost. Year 3 - \$26,490 additional annual cost
2450020	Information Technology Renewals	Cap Exp	575,000		79,380	Budget for Citrix License for Desktop Virtualisation Project
2450020	Information Technology Renewals	From Res	(8,000)		(79,380)	Budget for Citrix License for Desktop Virtualisation Project

Appendix B – 2014/15 Quarterly Changes Report

			<i>Approved Budget 2014/2015</i>	<i>Actual 2014/2015</i>	<i>Proposed Changes 2014/2015</i>	<i>Comments</i>
2311001	WHS Development and Management	To Res	30,000		30,000	Additional income received
Total Internal Corporate Services program					(187,680)	

Governance and Civic program

1811063	Governance Contributions	Op Exp	110,000	140,838	75,000	Higher than anticipated take up of RALC pensioner rebates in the first half of the year
1811063	Governance Contributions	Op Exp	1,616,880	1,137,027	65,950	Higher than anticipated as per Annual Assessment Notice dated 05/03/2015
Total Governance and Civic program					140,950	

Land Use Planning program

4111500	Planning Proposal	Op Inc	(51,182)	(33,636)	17,546	Budget for income reduced to reflect actual - additional income unlikely to be received in Q4
4111500	Planning Proposal	Op Inc	(33,000)	(66,000)	(33,000)	Increase the income to reflect funds received from Bunnings for payment for the traffic study
2730299	Review Stormwater DCP and align WSUD	NCP Exp	32,788		(32,788)	Funds returned to General Revenue as DCP prepared by staff
4130062	Macquarie Park DCP	NCP Exp	54,573		(20,000)	Move \$20,000 to Macquarie Park Public Domain Manual Review project
4130672	Affordable Housing Policy	NCP Exp			15,000	New project - funds sourced from General Revenue. The project is one of the General Manager's objectives as per Council Resolution
4130674	Macquarie Park Public Domain Manual Review	NCP Exp			20,000	New project - funds moved from Macquarie Park DCP project being undertaken by Project

Appendix B – 2014/15 Quarterly Changes Report

			<i>Approved Budget 2014/2015</i>	<i>Actual 2014/2015</i>	<i>Proposed Changes 2014/2015</i>	<i>Comments</i>
						Development Unit
4111221	Section 94 Capital Income-Roads	Cap Inc	(1,211,037)	(1,504,330)	(288,243)	Income received to date
4111221	Section 94 Capital Income-Roads	Cap Inc	(2,816,641)	(3,244,614)	(400,758)	Income received to date
4111221	Section 94 Capital Income-Roads	Cap Inc	(512,878)	(581,813)	(62,763)	Income received to date
4111221	Section 94 Capital Income-Roads	Cap Inc	(9,085,405)	(9,941,164)	(765,975)	Income received to date
4111221	Section 94 Capital Income-Roads	Cap Inc	(60,976)	(73,425)	(11,926)	Income received to date
4111563	Voluntary Planning Agreement Cash Income	Cap Inc	(488,526)	(1,145,115)	(656,589)	Increase the approved income to reflect actual
4111565	Affordable Housing	Cap Inc		(138,910)	(138,910)	Increase the approved income to reflect actual
4130062	Macquarie Park DCP	From Res	(54,573)		20,000	Move \$20,000 to Macquarie Park Public Domain Manual Review project, as work done by Project Development Unit
4130674	Macquarie Park Public Domain Manual Review	From Res			(20,000)	Move \$20,000 to Macquarie Park Public Domain Manual Review project, as work done by Project Development Unit
4111221	Section 94 Capital Income-Roads	To Res	2,816,641		400,758	Additional income received to be transferred to Reserves
4111221	Section 94 Capital Income-Roads	To Res	9,085,405		765,975	Additional income received to be transferred to Reserves
4111221	Section 94 Capital Income-Roads	To Res	1,211,037		288,243	Additional income received to be transferred to Reserves
4111221	Section 94 Capital Income-Roads	To Res	512,878		62,763	Additional income received to be transferred to Reserves

Appendix B – 2014/15 Quarterly Changes Report

			<i>Approved Budget 2014/2015</i>	<i>Actual 2014/2015</i>	<i>Proposed Changes 2014/2015</i>	<i>Comments</i>
4111221	Section 94 Capital Income-Roads	To Res	60,976		11,926	Additional income received to be transferred to Reserves
4111500	Planning Proposal	To Res		37,239	15,454	Additional income received to be transferred to Reserves
4111563	Voluntary Planning Agreement Cash Income	To Res	488,526		656,589	Additional income received to be transferred to Reserves
4111565	Affordable Housing	To Res			138,910	Additional income received to be transferred to Reserves
Total Land Use Planning program					(17,788)	

Regulatory program

2811081	Development Assessments	Op Inc	(1,196,000)	(1,283,529)	(100,000)	Additional income received
2811236	Subdivisions	Op Inc	(22,350)	(79,918)	(60,000)	Additional income received
3011134	Information Services	Op Inc	(44,810)	(66,207)	(30,000)	Additional income received
4211191	Pre-lodgement	Op Inc	(22,350)	(61,765)	(35,000)	Additional income received
4211250	Urban Design Review Panel	Op Inc	(11,230)	(49,455)	(35,000)	Additional income received
2811081	Development Assessments	Op Exp	612,160	400,777	150,000	Increase Consultants Town Planning offset by additional income received
4211250	Urban Design Review Panel	Op Exp	21,220	51,493	60,000	Increase Consultants Town Planning offset by additional income received
Total Regulatory program					(50,000)	

Appendix B – 2014/15 Quarterly Changes Report

			<i>Approved Budget 2014/2015</i>	<i>Actual 2014/2015</i>	<i>Proposed Changes 2014/2015</i>	<i>Comments</i>
Catchment program						
53119	Oper - Road Drainage (P & C & SS)	Op Exp	94,870	553,617	400,000	Reallocation funding to match expenditure within asset type
54119	Maint - Road Drainage (P & C & SS)	Op Exp	1,064,826	337,067	(400,000)	Reallocation funding to match expenditure within asset type
50022	Stormwater Improvement Works Renewal	Cap Inc	(110,000)		110,000	Reallocation of budget for Water Quality & Riparian Improvement Project
50022	Stormwater Improvement Works Renewal	Cap Exp	1,630,576	774,889	(345,576)	\$0.35 million Stormwater improvement Works Renewal Capital Program is recommended to be deferred, due to the postponement of the Waterloo Park Detention Basin, to fit in with the sports off season, as approved by Council's Works and Community Committee on 2 December 2014
50022	Stormwater Improvement Works Renewal	From Res	(1,520,576)		235,576	Due to the postponement of the Waterloo Park Detention Basin & \$110K to be transferred to Water Quality & Riparian Improvement Project
5241830	Water Quality & Riparian Improvement	Cap Inc			(110,000)	Funding to be transferred from Stormwater Improvement Works Renewal Capital Program. This is two year project and unspent funding will be carried forward to 2015/2016
5241830	Water Quality & Riparian Improvement	Cap Exp			220,000	Funding to be transferred from Stormwater Improvement Works Renewal Capital Program. This is two year project and unspent funding will be carried forward to 2015/2016
5241830	Water Quality & Riparian Improvement	From Res			(110,000)	Funding to be transferred from Stormwater Improvement Works Renewal Capital Program. This is two year project and unspent funding will be carried forward to 2015/2016
Total Catchment program						

Traffic & Transport program

Appendix B – 2014/15 Quarterly Changes Report

			<i>Approved Budget 2014/2015</i>	<i>Actual 2014/2015</i>	<i>Proposed Changes 2014/2015</i>	<i>Comments</i>
4940004	Traffic Calming Devices	Cap Inc	(442,500)		341,250	Reduced the budget due to environmental impact and assessment required, projects to be undertaken next year
4940004	Traffic Calming Devices	Cap Exp	671,250		(341,250)	Reduced the budget due to environmental impact and assessment required, projects to be undertaken next year
4740974	Traffic Facilities Khartoum and Waterloo	Cap Exp	350,000		(270,000)	This is a design only project. Scope of the project has been reduced due to RMSdesign input
4740974	Traffic Facilities Khartoum and Waterloo	From Res	(350,000)		270,000	This is a design only project. Scope of the project has been reduced due to RMSdesign input
Total Traffic & Transport program						

Waste and Recycling program

6130651	Living on the Block - Managing Household Clean up	NCP Exp			160,000	Project will be funded by Better Waste & Recycling Grant
6130651	Living on the Block - Managing Household Clean up	From Res			(160,000)	Project will be funded by Better Waste & Recycling Grant.
6130665	Implement Waste Education Campaign & Branding	NCP Exp			110,000	Project will be funded by Better Waste & Recycling Grant
5840033	Porters Creek Precinct	Cap Exp	270,000		(190,000)	Council resolved to approach department of planning regarding acquisition of lots and expected to be completed in July 2015
5840033	Porters Creek Precinct	From Res	(270,000)		190,000	Council resolved to approach department of planning regarding acquisition of lots and expected to be completed in July 2015
6130665	Implement Waste Education Campaign & Branding	From Res			(110,000)	Project will be funded by Better Waster& Recycling Grant.
50027	Old Landfill Sites Subsidence Renewal	Cap Exp	200,000	231,760	50,000	Gannan Park remediation and other associated costs

Appendix B – 2014/15 Quarterly Changes Report

			<i>Approved Budget 2014/2015</i>	<i>Actual 2014/2015</i>	<i>Proposed Changes 2014/2015</i>	<i>Comments</i>
50027	Old Landfill Sites Subsidence Renewal	From Res	(200,000)		(50,000)	Gannan Park remediation and other associated costs.
Total Waste and Recycling program						

Property Portfolio program

55019	Income - Commercial Buildings	Op Inc	(1,525,790)	(1,132,686)	77,150	Reallocation budget within the Service Unit
5510001	Building Services Unit Management	Op Exp	15,700		(15,700)	Reallocate budget to match the expenditure for the IT license for SPM software
5641784	741 Victoria Road	Cap Exp	(150,000)		100,000	Project scope reduced due to community consultation and Office of Local Government assessment
5641784	741 Victoria Road	From Res	(150,000)		100,000	Project scope reduced due to community consultation and Office of Local Government assessment
5641784	741 Victoria Road	Cap Exp	300,000		(200,000)	Project scope reduced due to community consultation and Office of Local Government assessment
5641785	33-35 Blaxland Road	Cap Exp	250,000		(150,000)	Project scoped over 4 years, scope of the project been reduced for current year.
5540810	Civic Centre- Essential Renewal	From Res			826,163	Correction of source funding
5540810	Civic Centre- Essential Renewal	From Res	(826,163)		(826,163)	Correction of source funding
5641785	33-35 Blaxland Road	Cap Exp	(125,000)		75,000	Project scoped over 4 years, scope of the project been reduced for current year
5641785	33-35 Blaxland Road	From Res	(125,000)		75,000	Project scoped over 4 years, scope of the project been reduced for current year
Total Property Portfolio program					61,450	

Appendix B – 2014/15 Quarterly Changes Report

			<i>Approved Budget 2014/2015</i>	<i>Actual 2014/2015</i>	<i>Proposed Changes 2014/2015</i>	<i>Comments</i>
--	--	--	--	-----------------------------	---	-----------------

Roads program

53002	Oper - Roads	Op Exp	1,850	20,887	40,000	Reallocation budget to match expenditure within asset type
54002	Maint - Roads	Op Exp	4,745,993	235,231	(40,000)	Reallocation budget to match expenditure within asset type
Total Roads program						

Foreshore program

53009	Oper - Seawalls/Retaining Walls	Op Exp	18,980	2,175	(5,000)	Reallocation budget to match expenditure within asset type
53108	Oper - Jetties, Wharves	Op Exp	15,970		(15,970)	Reallocation budget to match expenditure within asset type
54009	Maint - Seawalls/Retaining Walls	Op Exp	46,649	13,716	5,000	Reallocation budget to match expenditure within asset type
54108	Maint - Jetties, Wharves	Op Exp	50,054	22,132	15,970	Reallocation budget to match expenditure within asset type
Total Foreshore program						

Paths and Cycleways program

53003	Oper - Footpaths & Nature Strips	Op Exp	849,530	432,320	(200,000)	Reallocation budget to match expenditure within asset type
-------	----------------------------------	--------	---------	---------	-----------	--

Appendix B – 2014/15 Quarterly Changes Report

			<i>Approved Budget 2014/2015</i>	<i>Actual 2014/2015</i>	<i>Proposed Changes 2014/2015</i>	<i>Comments</i>
54003	Maint - Footpaths & Nature Strips	Op Exp	1,051,220	704,528	200,000	Reallocation budget to match expenditure within asset type
5422014	Ryde Parramatta River Walk (POT p.43/57)	Cap Inc			(182,857)	Previously Identified Metropolitan Greenspace Grant Monies brought to account
5422014	Ryde Parramatta River Walk (POT p.43/57)	Cap Exp	1,656,643		182,857	Previously Identified Metropolitan Greenspace Grant Monies brought to account
Total Paths and Cycleways program						
GRAND TOTAL					(29,672)	

Appendix C – Consolidated Income and Expenditure Estimates 2014/15

PROJECTED OPERATING RESULT	Original Budget 2014/2015 \$'000	C/Over Budget 2014/2015 \$'000	TOTAL Original Budget 2014/2015 \$'000	Sep Changes 2014/2015 \$'000	Dec Changes 2014/2015 \$'000	Mar Changes 2014/2015 \$'000	Jun Carryovers 2014/2015 \$'000	Jun Changes 2014/2015 \$'000	PROPOSED Budget 2014/2015 \$'000	ACTUAL YTD 2014/2015 \$'000
OPERATING REVENUE										
Rates & Annual Charges	66,100		66,100			270			66,370	66,560
User Charges & Fees	14,825		14,825	(187)	185	242			15,066	12,435
Interest	3,347		3,347	941					4,288	3,632
Other Operating Revenue	7,061		7,061	59	155	185			7,459	6,711
Operating Grants & Contributions	6,563	14	6,577	182	5	(3)			6,762	5,175
TOTAL OPERATING REVENUE	97,897	14	97,911	995	346	694			99,946	94,514
OPERATING EXPENSES										
Employee Costs	42,666		42,666	(2,524)	(25)				40,117	28,777
Materials & Contracts	26,654	1,346	27,999	103	620	1,343			30,066	16,792
Borrowing Costs	234		234						234	175
Other Operating Expenses	17,224		17,224	66	20	234			17,545	11,422
TOTAL OPERATING EXPENSES	86,778	1,346	88,124	(2,354)	616	1,576			87,961	57,165
Operating Result Before Capital Amounts	11,119	(1,332)	9,787	3,350	(270)	(882)			11,985	37,349
Capital Grants & Contributions	424	1,427	1,850	4,806	16,458	2,177			25,292	23,442
In-kind Contributions										1
Net Gain / (Loss) on Disposal of Assets										1,126
Total Capital Income	424	1,427	1,850	4,806	16,458	2,177			25,292	24,569
Operating Result Before Depreciation	11,543	95	11,638	8,156	16,189	1,295			37,277	61,918
Depreciation & Impairment	15,088		15,088						15,088	1,714
Operating Result	(3,545)	95	(3,450)	8,156	16,189	1,295			22,189	60,205

Appendix C – Consolidated Income and Expenditure Estimates 2014/15

PROJECTED FUNDING	<i>Original Budget 2014/2015 \$'000</i>	<i>C/Over Budget 2014/2015 \$'000</i>	<i>TOTAL Original Budget 2014/2015 \$'000</i>	<i>Sep Changes 2014/2015 \$'000</i>	<i>Dec Changes 2014/2015 \$'000</i>	<i>Mar Changes 2014/2015 \$'000</i>	<i>Jun Carryovers 2014/2015 \$'000</i>	<i>Jun Changes 2014/2015 \$'000</i>	<i>PROPOSED Budget 2014/2015 \$'000</i>	<i>ACTUAL YTD 2014/2015 \$'000</i>
OPERATING RESULT	(3,545)	95	(3,450)	8,156	16,189	1,295			22,189	60,205
Funding										
ADD (Non-Cash) - Depreciation	15,088		15,088						15,088	1,714
ADD (Non-Cash) - ELE Accruals										
ADD (Non-Cash) - Interest on Security Deposits - Accruals										
ADD Book Value of Assets Disposed	925		925	924					1,849	491
Cash Available to Fund Capital Expenditure	12,468	95	12,563	9,080	16,189	1,295			39,126	62,409
CAPITAL EXPENDITURE										
Community Life	4,621	4,428	9,049	1,683	64	171			10,966	5,823
Environment & Planning	3,075	171	3,246		164	1,314			4,724	859
Public Works	14,761	1,295	16,056	2,260	(544)	(1,277)			16,495	9,670
Corporate Services	1,714	1,247	2,961	199	(1,156)	129			2,133	562
TOTAL CAPITAL EXPENDITURE	24,171	7,141	31,312	4,141	(1,472)	337			34,318	16,915
Cash Flow to Fund	(11,703)	(7,046)	(18,749)	4,938	17,661	957			4,808	45,494
Financed by:										
Opening Working Capital	4,110	(45)	4,065						4,065	4,065
Borrowings										
New Borrowings	1,500		1,500		275	(175)			1,600	
Less: Loan Repayments	(885)		(885)						(885)	(712)
Net Loan Funds (Payments/Receipts)	615		615		275	(175)			715	(712)
Reserves	10,345	7,046	17,391	(4,510)	(18,662)	(753)			(6,534)	(8,085)
Closing Working Capital	3,367	(45)	3,322	428	(726)	30			3,053	40,762
Net change in Working Capital	743		743	(428)	726	(30)			1,012	(36,697)