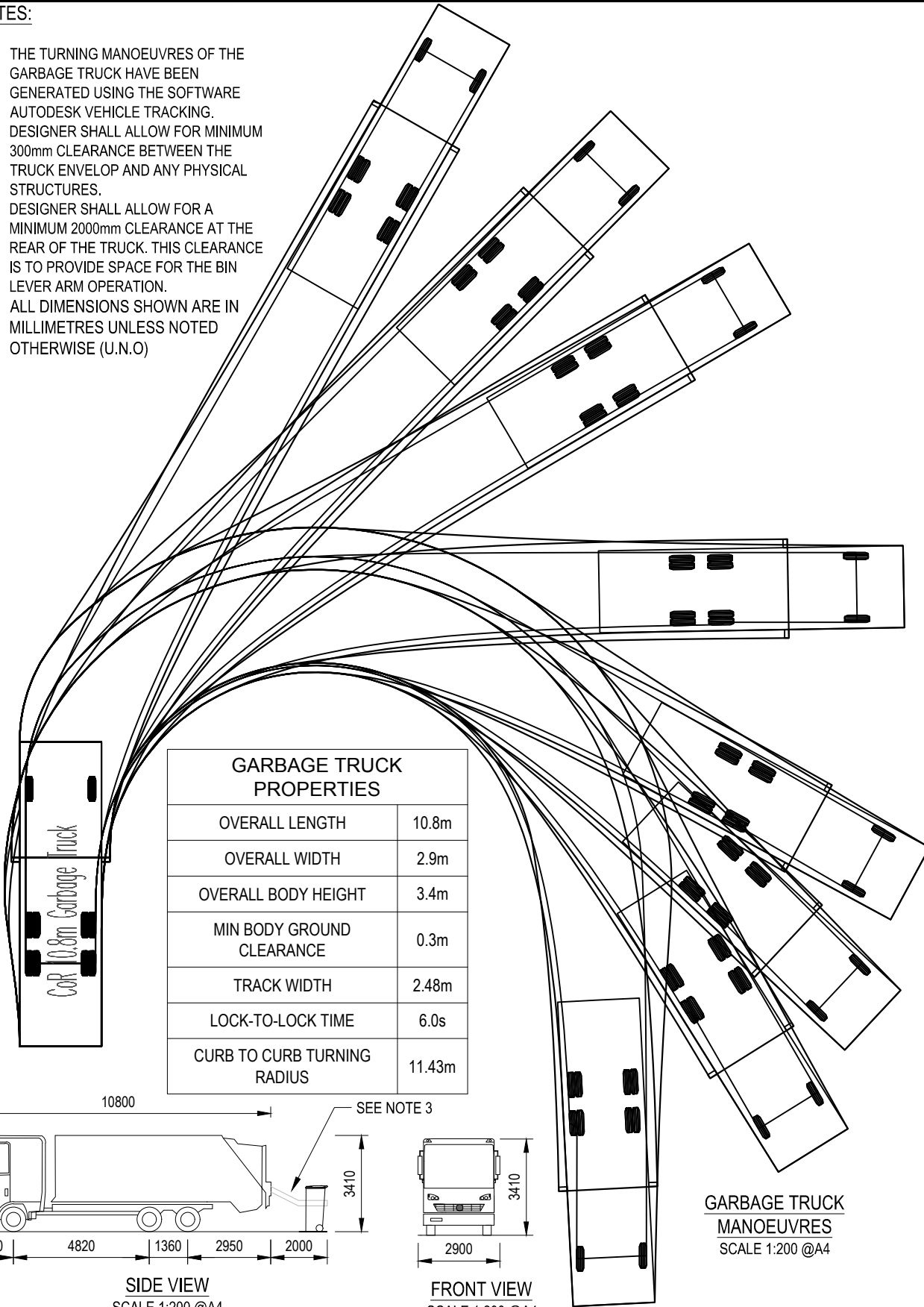
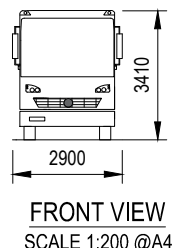
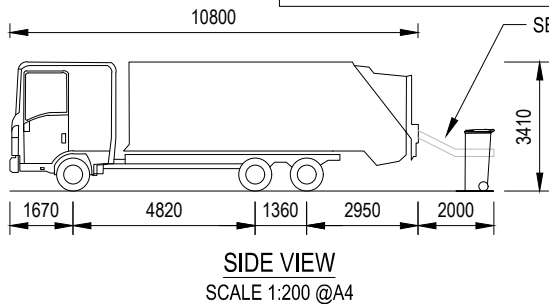


NOTES:

1. THE TURNING MANOEUVRES OF THE GARBAGE TRUCK HAVE BEEN GENERATED USING THE SOFTWARE AUTODESK VEHICLE TRACKING.
2. DESIGNER SHALL ALLOW FOR MINIMUM 300mm CLEARANCE BETWEEN THE TRUCK ENVELOP AND ANY PHYSICAL STRUCTURES.
3. DESIGNER SHALL ALLOW FOR A MINIMUM 2000mm CLEARANCE AT THE REAR OF THE TRUCK. THIS CLEARANCE IS TO PROVIDE SPACE FOR THE BIN LEVER ARM OPERATION.
4. ALL DIMENSIONS SHOWN ARE IN MILLIMETRES UNLESS NOTED OTHERWISE (U.N.O)



GARBAGE TRUCK PROPERTIES	
OVERALL LENGTH	10.8m
OVERALL WIDTH	2.9m
OVERALL BODY HEIGHT	3.4m
MIN BODY GROUND CLEARANCE	0.3m
TRACK WIDTH	2.48m
LOCK-TO-LOCK TIME	6.0s
CURB TO CURB TURNING RADIUS	11.43m



GARBAGE TRUCK MANOEUVRES
SCALE 1:200 @A4

SIDE VIEW
SCALE 1:200 @A4

FRONT VIEW
SCALE 1:200 @A4



STANDARD DRAWING
**10.8m GARBAGE TRUCK
TURNING MANOEUVRE**

APPROVED VP DESIGN MANAGER	DATE 15/08/18
DRAWING NUMBER	REVISION
CIV.15.2	A

COPYRIGHT © 2011 City of Ryde - ALL RIGHTS RESERVED - No part of this document shall be reproduced without written permission.