



# LIBRARY EXHIBITION PROGRAM

**TECHNICAL  
SPECIFICATIONS**

LAST UPDATED APRIL 2023

# MEASUREMENTS OF SPACE

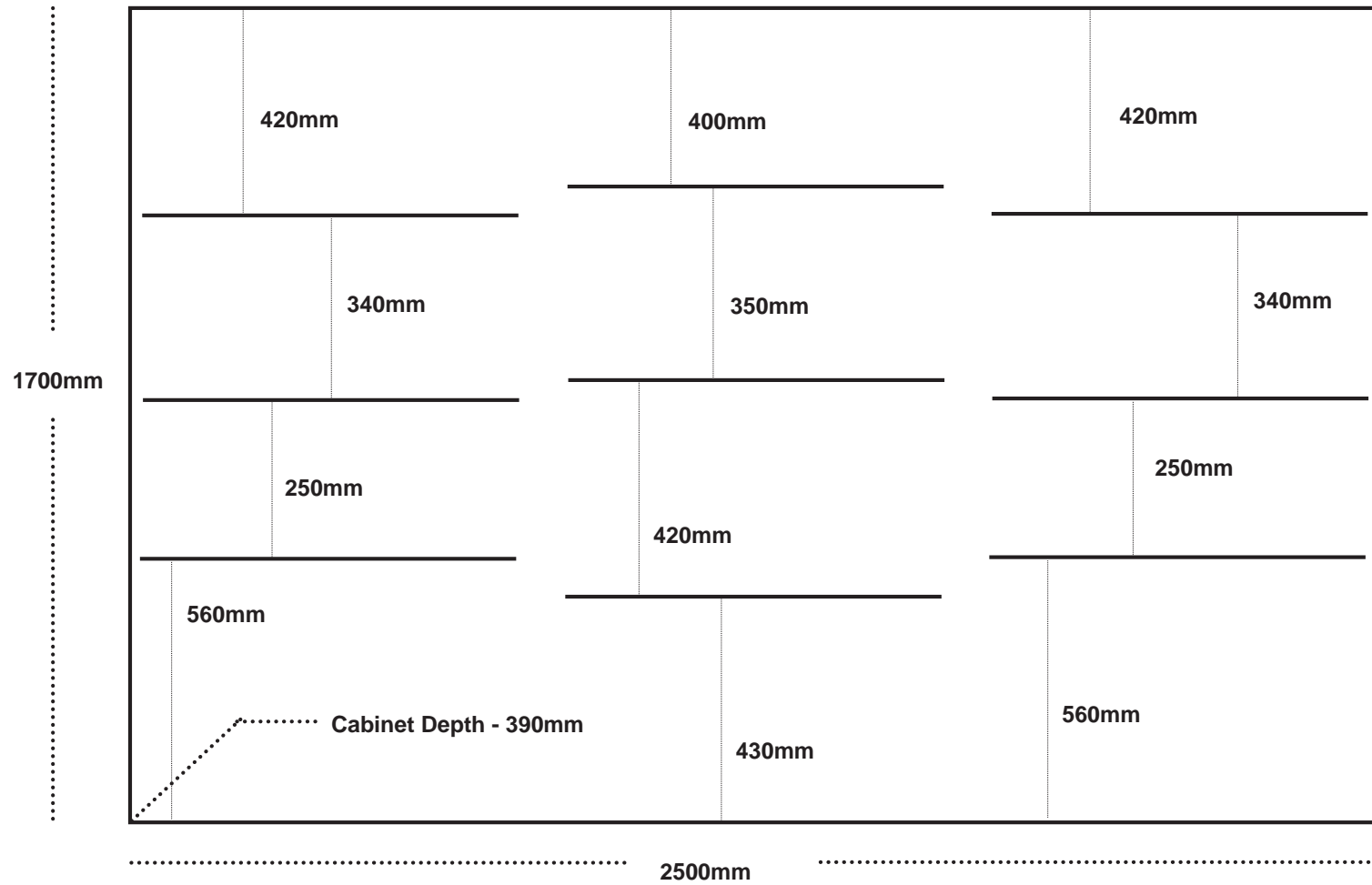
You are most welcome to come in to visit each branch to see what kind of artwork of yours would suit the space.

## 1. Ryde Library Display Cabinet

suits three-dimensional objects and small sculptures. Small two-dimensional artworks that fit along the shelving could also be exhibited here.

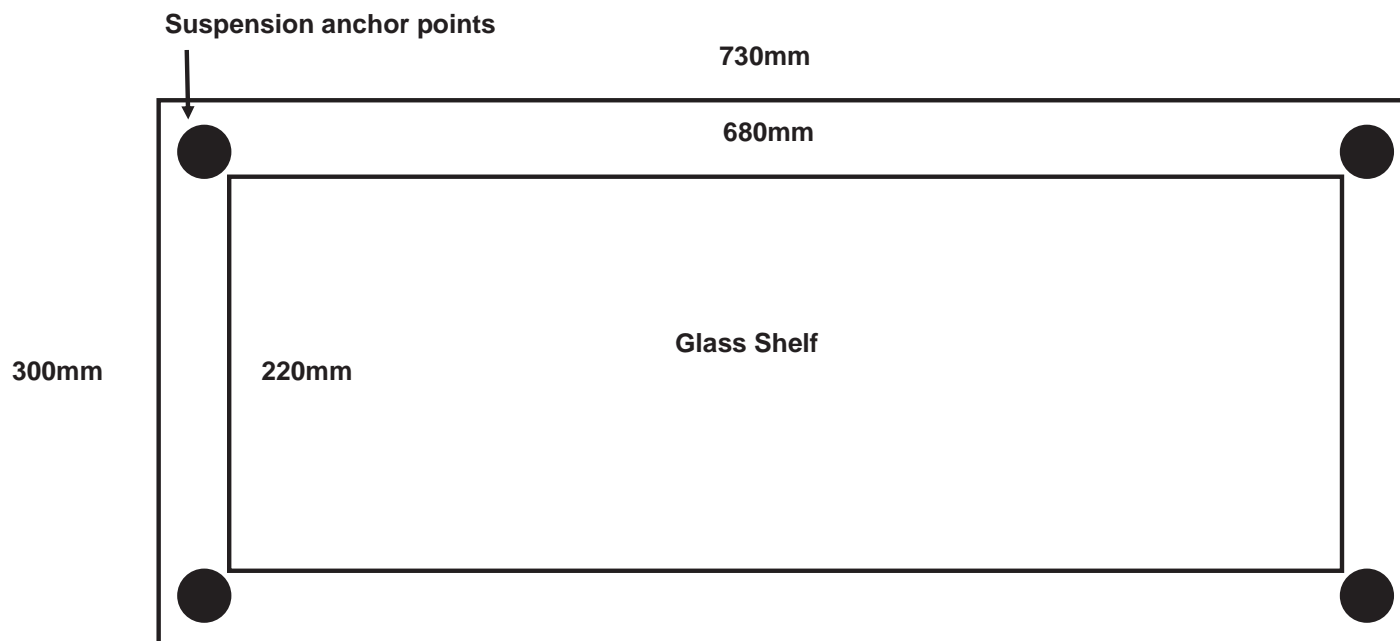
<b>Gallery</b>	Ryde Library Cabinet Display
<b>Location</b>	Ryde Library
<b>Address</b>	1 Pope Street, Ryde NSW 2112 (cnr Pope and Devlin Streets, within Top Ryde City Shopping Centre)
<b>Security</b>	The display cabinets are locked and secure, so do not require the artist to invigilate.
<b>Suitable for</b>	Small objects and sculptures, or other art that fits on shelving.
<b>Measurements/Specs</b>	<p>Ryde Library Display Cabinet is H 1700 mm x W 2500 mm. The depth is 400 mm and the drop between each shelf is a minimum of 250 mm and maximum 560mm. There are 9 suspended glass shelves (730mm wide) in total with 1 additional shelf (2500mm wide) along the length of the cabinet.</p> <p>There is a single light to shine from above over each of the 3 shelving sections. There is no other power within the cupboard. The maximum weight capacity of each glass shelf is 1kg, items heavier than this will need to be placed on the bottom of the cabinet.</p> <p>See overleaf diagram 1 (page 3) and diagram 2 (page 4) detailing measurements.</p>

Diagram 1: Ryde Library Display Cabinet Measurements



*\*Not to Scale*

Diagram 2: Suspended Glass Shelf Measurements



All glass shelves are 730mm long and 300mm wide with the shelf being suspended with a small round anchor point in each corner attached to metal cable. Allowance must be made for the suspension cables.

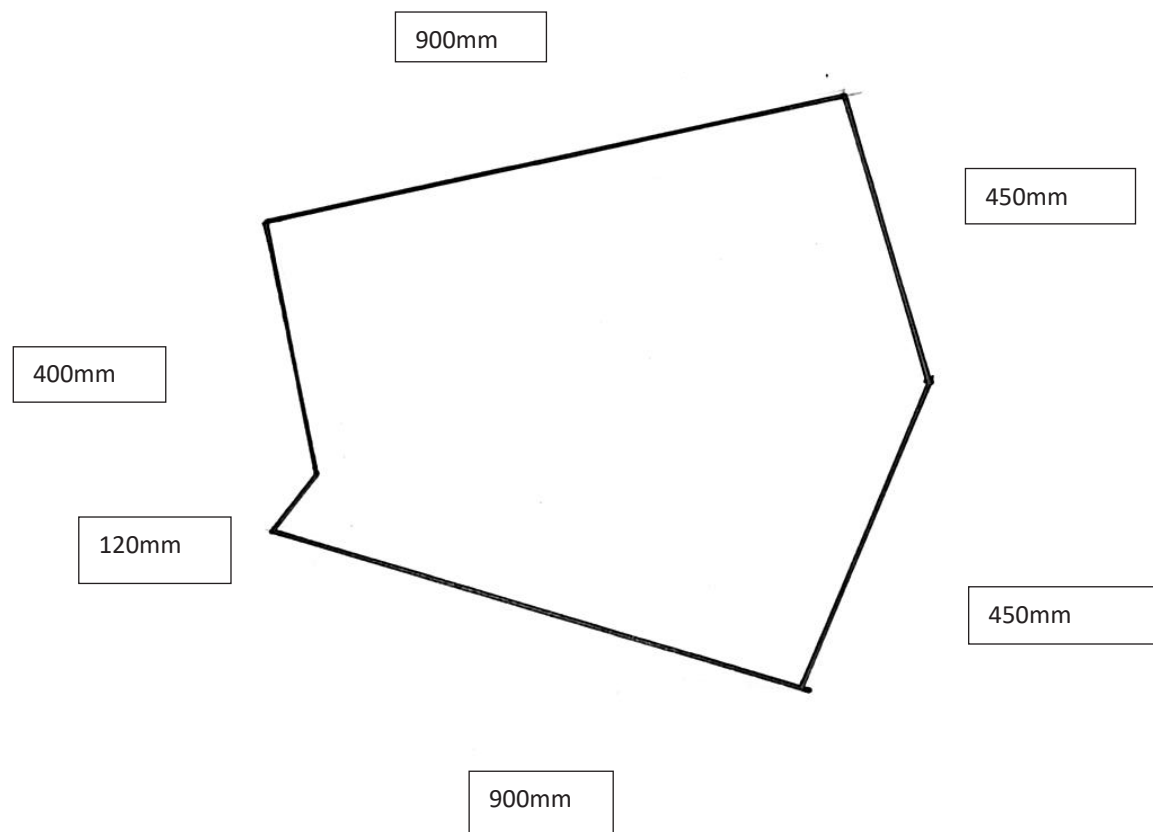
*\*Not to Scale*

## 2. West Ryde Library Display Cabinet

Cabinets suits three dimensional objects and sculptures as works can be viewed from two different sides.

<b>Gallery</b>	West Ryde Library Cabinets Display
<b>Location</b>	West Ryde Library
<b>Address</b>	2 Graf Ave, West Ryde NSW 2114
<b>Security</b>	The display cabinets are locked and secure, so do not require the artist to invigilate.
<b>Suitable for</b>	Small objects and sculptures
<b>Measurements/Specs</b>	<p>There are two cabinets available situated on each side of the library entrance.</p> <p>Each West Ryde Display Cabinet: H 1560 mm x W 910 mm. The drop between shelves is 500mm. There are 3 shelves in total and the dimensions of each shelf are non standard as they are an irregular shape (see diagram for full details). 2 shelves are glass which allows for the single light to shine from above. Display items can be seen from both sides of the cabinet. There is no other power within the cupboard. The maximum weight capacity of each glass shelf is 1kg, items heavier than this will need to be placed on the bottom of the cabinet.</p> <p>See overleaf diagram 3 (page 6) detailing measurements.</p>

Diagram 3: West Ryde Library Display Cabinet



In each of the 2 cupboard there are 3 shelves with the above dimensions - 540mm apart.

2 shelves are glass which allows for the single light to shine from above. Display items can be seen from both sides of the cabinet. There is no other power within the cupboard.

The maximum weight capacity of each glass shelf is 1kg, items heavier than this will need to be placed on the bottom of the cabinet.

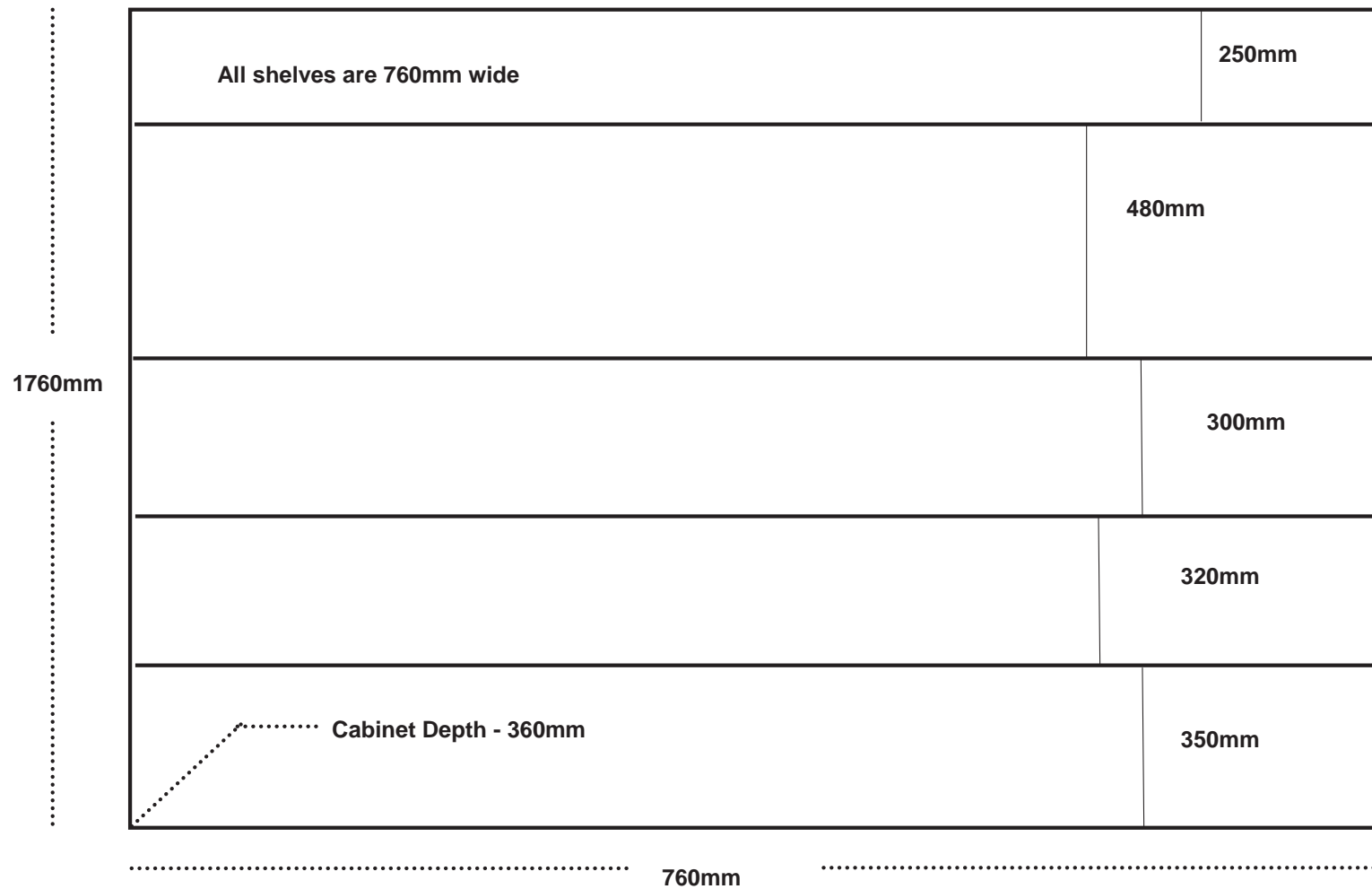
*\*Not to Scale*

### 3. Eastwood Library Display Cabinet

suits three-dimensional objects and small sculptures. Small two-dimensional artworks that fit along the shelving could also be exhibited here.

<b>Gallery</b>	Eastwood Library Cabinet Display
<b>Location</b>	Eastwood Library
<b>Address</b>	Cnr Hillview Road and West Parade, Eastwood 2122
<b>Security</b>	The display cabinets are locked and secure, so do not require the artist to invigilate.
<b>Suitable for</b>	Small objects and sculptures
<b>Measurements/Specs</b>	Eastwood Display Cabinet is H 1760 mm x W 760 mm. The cabinet depth is 360 mm. There are five shelves with the following drop heights between the shelves: 250mm, 480mm, 300mm, 320mm and 350mm.  See overleaf diagram 4 (page 8) detailing measurements.

Diagram 4: Eastwood Library Display Cabinet



*\*Not to Scale*

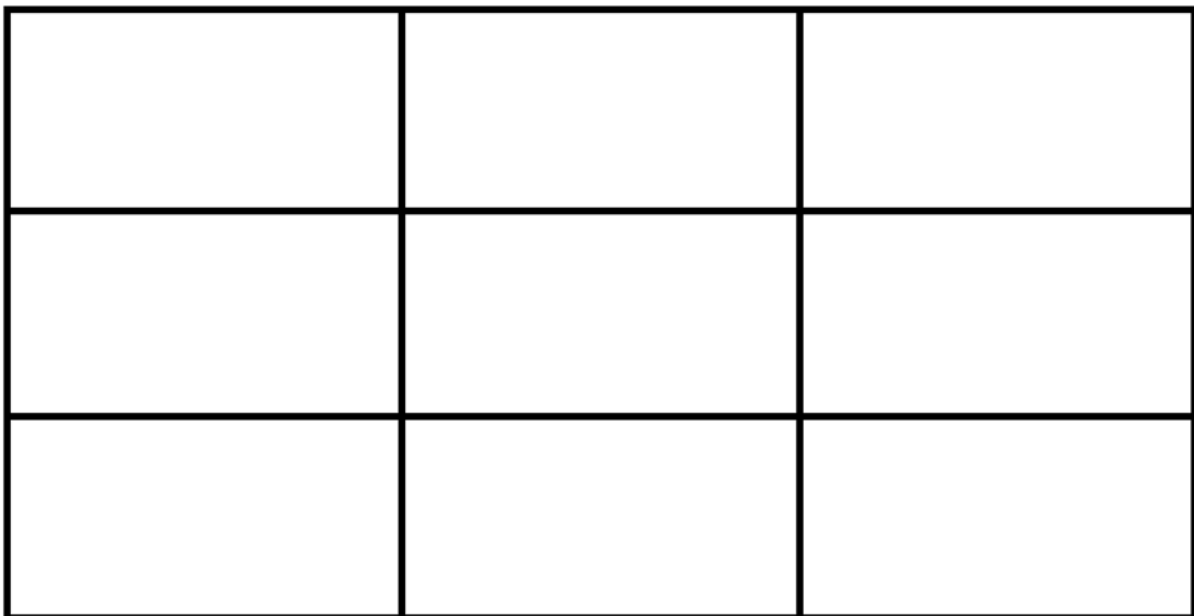


## 4. Ryde Library Digital Display – Inspiration Wall

A large digital multiscreen area of landscape-oriented screens that would suit the display of photography and digital media works. Due to the multi-purpose nature of this space, it not possible to present works with sound here.

<b>Gallery</b>	Inspiration Wall
<b>Location</b>	Ryde Library
<b>Address</b>	1 Pope Street, Ryde NSW 2112 (cnr Pope and Devlin Streets, within Top Ryde City Shopping Centre)
<b>Security</b>	The screen is securely located in the Library, and does not require the artist to invigilate.
<b>Suitable for</b>	Photography and digital media without sound
<b>Measurements and Technical information</b>	<p>Ryde Library Digital Display is large screen approx 1920 x 1080px. It comprises of 9 x 46” plasma screens.</p> <p>Images are loaded on to the standard 16:9 Power point slides, and video files provided as .mp4 files.</p> <p>See diagram 5 below detailing measurements.</p>

Diagram 5: Inspiration Wall Measurements



9 x 46” landscape screens — 1920 x 1080 pixels each screen — 16:9 ratio

*\*Not to Scale*

For more information contact  
our Programs Team by phone  
on **(02) 9952 8278**  
or visit our website  
**[www.ryde.nsw.gov.au/libraryexhibitions](http://www.ryde.nsw.gov.au/libraryexhibitions)**