

Meadowbank - Public art design proposal



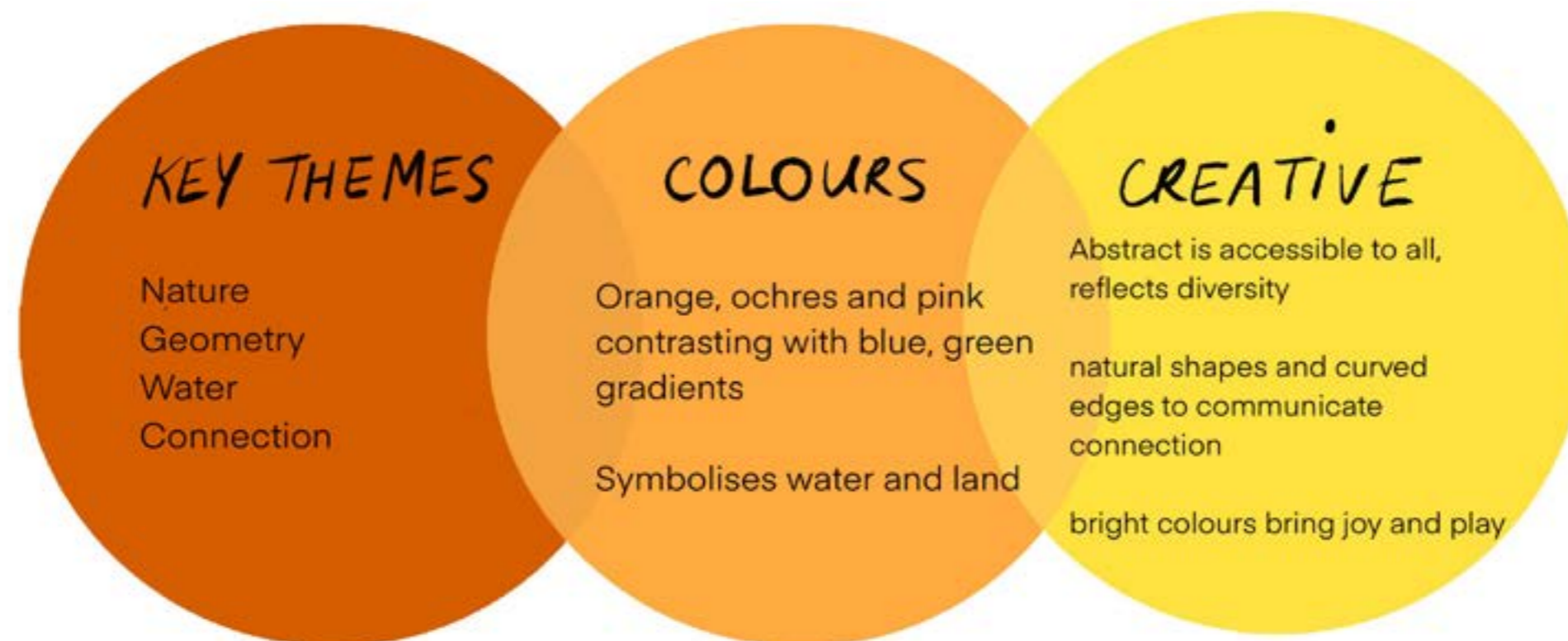
Community engagement findings

We met with three local community members, a teacher and historian, a water management engineer and an arts enthusiast to discuss key themes, design direction and colour palette. We spoke about the traditional owners the Wallumedegal people and the land that holds the memories and stories of thousands of years.


We discussed the significance of local totems the snapper fish and shell fish, the importance of water in the area as channels of connection to Parramatta and Lane Cove, and the significance of West Ryde water pump station.

We also spoke about the diversity in the community and how abstract art, colour and pattern, is inclusive and accessible. Blues and Greens contrasting with orange and ochres were identified as colours that spoke to indigenous history as well as as shades, tides and movement of waterways. Bringing in abstractions and patterns of nature would be a way ot remind community to notice the beauty that surrounds us and the magnificence of the natural world.

Bright colours, soft gradient and curved edges were highlighted as a way to enliven and activate the space with a sense of play and discovery, and a way to bring about connection - to place, to the present and to one another.




Concept & Design Development



Design development and experimentation

Subject matter and symbolism integration

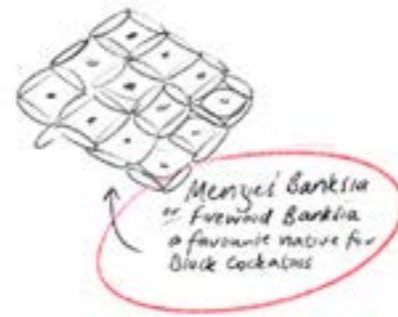


Plan view - spacial composition

Concept & Design Development



This concept brings together elements of water and land in an art deco abstract design, where shapes and lines flow into one another creating a coalescing vibrant mandala. During the workshop session, gradients and archways were highlighted by participants as techniques that evoke a sense of movement and connection, as well as mirroring the shades of water and river ways.




Ryde is an important place as it connects to the Parramatta River and Lane Cove River and provides drinking water to all of North Sydney. In a historical context, Ryde was also an important lifeline for ships that docked its shores and received community care, through food and supplies, colloquially known as 'Charity Creek'. We wanted to refer to the native flora that also resides in NSW and included patterns from the core of the Firewood Banksia and the Blue Leschenaultia.

Concept & Design Development

Building on the gradients and abstract symbolism we continued to work with circles and round edges as they symbolise equality and interconnection. We hope that these artworks act as a daily reminder to connect with nature and community in meaningful ways.

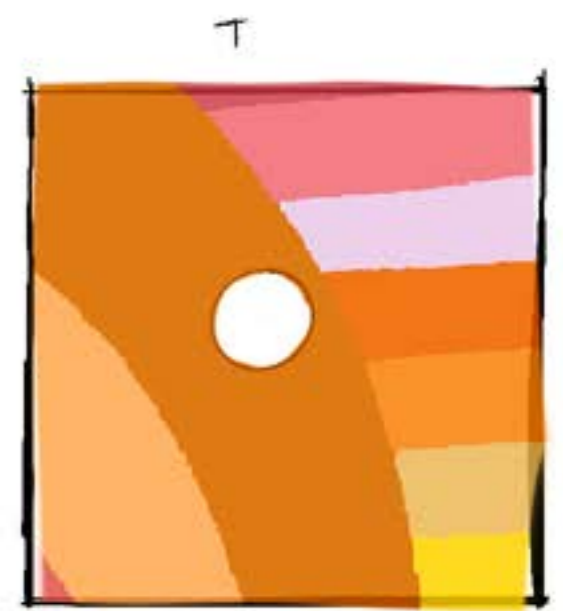
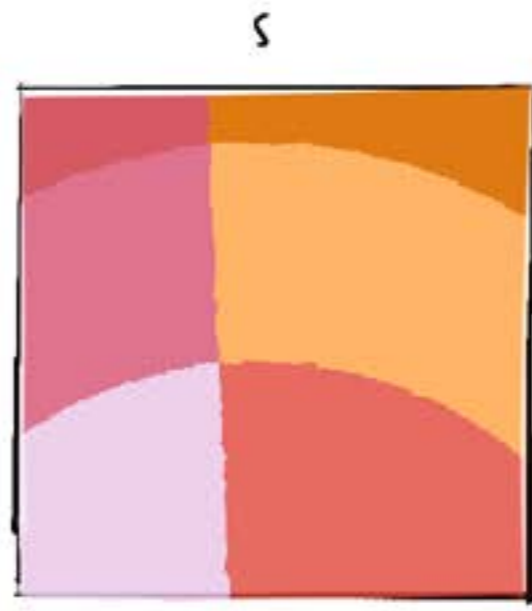


In this design you can see the iconic Granny Smith apple and the snapperfish totem. We also included the flannel flower 'Talara'tin-gi' in Dharawal language, the stars of sandstone country. At its centre are a multitude of tiny flowers, so while you look at a single flower, you are looking at hundreds of flowers. In the same way that one drop of water is all of life, and in one person are hundreds of stories.



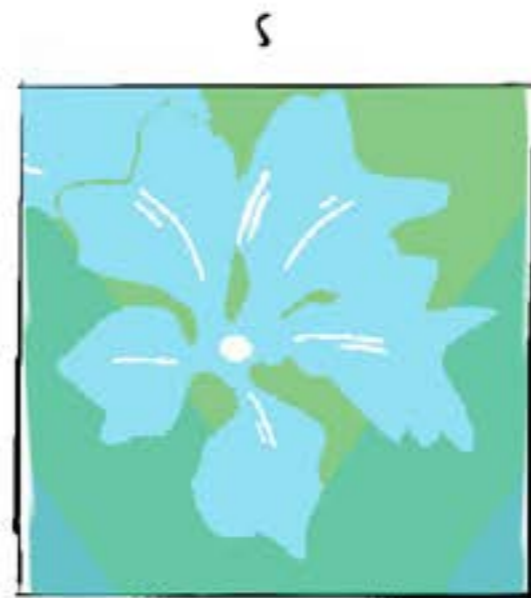


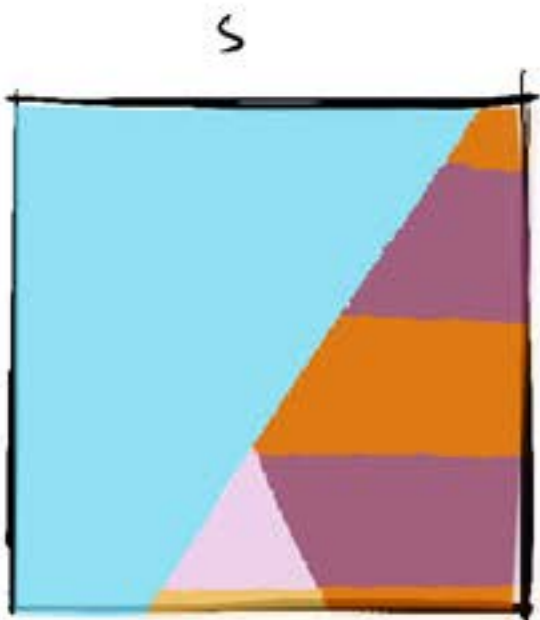
Symbolism integration and balancing the colour palette

Shading and colour composition experiments to explore dynamic movement in the space

Design Application - examples



Cube One








Cube Two

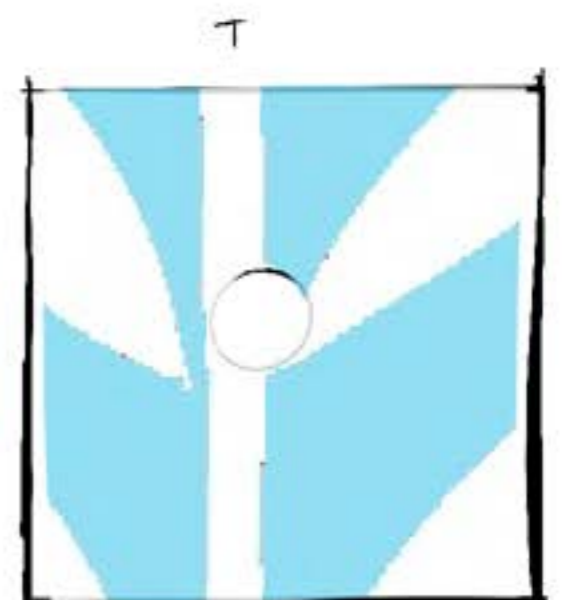






Retaining Wall.


Design Application - examples



Cube Three



Cube Four



Retaining Wall

On-site mockups



Bright colours and curved shapes covering concrete retaining walls uplift the space and enliven the area

*Indicative design only



On-site mockups



playful pattern and simple geometry on concrete cubes carry the design through the space

*Indicative design only

Project expansion

At the community engagement session, participants were very enthusiastic about the possibility of expanding the project to include a more integrate floor mural approach that would bring a new energy and life to the space.

Continuing with themes of nature and connection in a colour abstract design, we could create a flow on effect from the outdoor seating spaces onto the pavement leading to the train station and to TAFE. This could be a placement of two or three large mandalas that encapsulate the space with warmth and colour or an immersive layout that transforms the area into a permanent site specific art installation.



option 2



option 3

Floor plan - Extended Design (option 2)



